



Lampiran A

Tabel Bobot Item Skala Perilaku Seksual

No Item	Pernyataan	Bobot Nilai			
		Tp x 0	P x 1	S x 2	SSR x 3
1	Membelai kelopak mata pasangan	0	2,9	5,8	8,7
2	Membelai kening pasangan	0	2,9	5,8	8,7
3	Membelai pipi pasangan	0	3,6	7,2	10,8
4	Membelai dagu pasangan	0	3,6	7,2	10,8
5	Memegang pipi pasangan	0	3,7	7,4	11,1
6	Membelai kepala/rambut pasangan	0	4,5	9	13,5
7	Memegang dagu pasangan	0	4,6	9,2	13,8
8	Memegang kepala/rambut pasangan	0	4,6	9,2	13,8
9	Mencubit pipi pasangan	0	4,7	9,4	14,1
10	Memegang tangan pasangan	0	4,8	9,6	14,4
11	Mencium tangan pasangan	0	4,8	9,6	14,4
12	Mencium kening pasangan	0	4,8	9,6	14,4
13	Merangkul bahu pasangan dari samping	0	4,9	9,8	14,7
14	Meremas tangan pasangan	0	5,5	11	16,5
15	Mencium kelopak mata pasangan	0	5,5	11	16,5
16	Merangkul leher pasangan dari depan	0	5,6	11,2	16,8
17	Merangkul bahu pasangan dari depan	0	5,6	11,2	16,8
18	Mencium dagu pasangan	0	5,6	11,2	16,8
19	Merangkul pinggang atau perut pasangan dari samping	0	5,7	11,4	17,1
20	Mencium pipi dengan pipi	0	5,8	11,6	17,4
21	Mengusap paha pasangan	0	5,8	11,6	17,4
22	Memegang paha pasangan	0	6,5	13	19,5
23	Merangkul pinggang dari belakang	0	6,6	13,2	19,8
24	Merangkul pinggang atau perut pasangan dari depan	0	6,6	13,2	19,8
25	Mencium pipi dengan bibir	0	6,8	13,6	20,4
26	Memegang pantat pasangan	0	7,5	15	22,5
27	Merangkul dada pasangan dari belakang	0	7,6	15,2	22,8
28	Mencium leher pasangan	0	7,7	15,4	23,1
29	Mencium bibir dengan bibir	0	7,7	15,4	23,1
30	Mencium bibir dengan lidah	0	8,5	17	25,5
31	Meremas dada pasangan	0	8,6	17,2	25,8
32	Meremas pantat pasangan	0	8,6	17,2	25,8
33	Memegang alat kelamin pasangan	0	8,7	17,4	26,1
34	Saling menempelkan alat kelamin dengan pasangan tanpa membuka pakaian	0	8,8	17,6	26,4
35	Menempelkan mulut dengan alat kelamin pasangan	0	9,5	19	28,5
36	Menghisap alat kelamin pasangan	0	9,5	19	28,5
37	Mencium payudara pasangan	0	9,5	19	28,5
38	Saling menggesekkan alat kelamin dengan pasangan tanpa membuka pakaian	0	9,5	19	28,5
39	Memainkan alat kelamin pasangan dengan lidah	0	9,6	19,2	28,8
40	Memainkan alat kelamin dengan tangan	0	9,6	19,2	28,8
41	Mencium alat kelamin pasangan	0	9,6	19,2	28,8
42	Memainkan secara berulang-ulang alat kelamin pasangan ke dalam mulut	0	9,6	19,2	28,8
43	Melakukan hubungan seksual melalui lubang dubur	0	10	20	30

44	Melakukan hubungan seksual (bersenggama) dengan cara memasukkan alat kelamin masing-masing kepada pasangan dengan menggunakan alat kontrasepsi	0	10	20	30
45	Melakukan hubungan seksual (bersenggama) dengan cara memasukkan alat kelamin masing-masing kepada pasangan tanpa menggunakan alat kontrasepsi	0	10	20	30



Lampiran B

Kuesioner Penelitian

Skala Perilaku Seksual

NO	PERNYATAAN	TP	P	S	SSR
1	Membelai kelopak mata pasangan				
2	Membelai kening pasangan				
3	Membelai pipi pasangan				
4	Membelai dagu pasangan				
5	Memegang pipi pasangan				
6	Membelai kepala/rambut pasangan				
7	Memegang dagu pasangan				
8	Memegang kepala/rambut pasangan				
9	Mencubit pipi pasangan				
10	Memegang tangan pasangan				
11	Mencium tangan pasangan				
12	Mencium kening pasangan				
13	Merangkul bahu pasangan dari samping				
14	Meremas tangan pasangan				
15	Mencium kelopak mata pasangan				
16	Merangkul leher pasangan dari depan				
17	Merangkul bahu pasangan dari depan				
18	Mencium dagu pasangan				
19	Merangkul pinggang atau perut pasangan dari samping				
20	Mencium pipi dengan pipi				
21	Mengusap paha pasangan				
22	Memegang paha pasangan				
23	Merangkul pinggang pasangan dari belakang				
24	Merangkul pinggang/perut pasangan dari depan				
25	Mencium pipi dengan bibir				

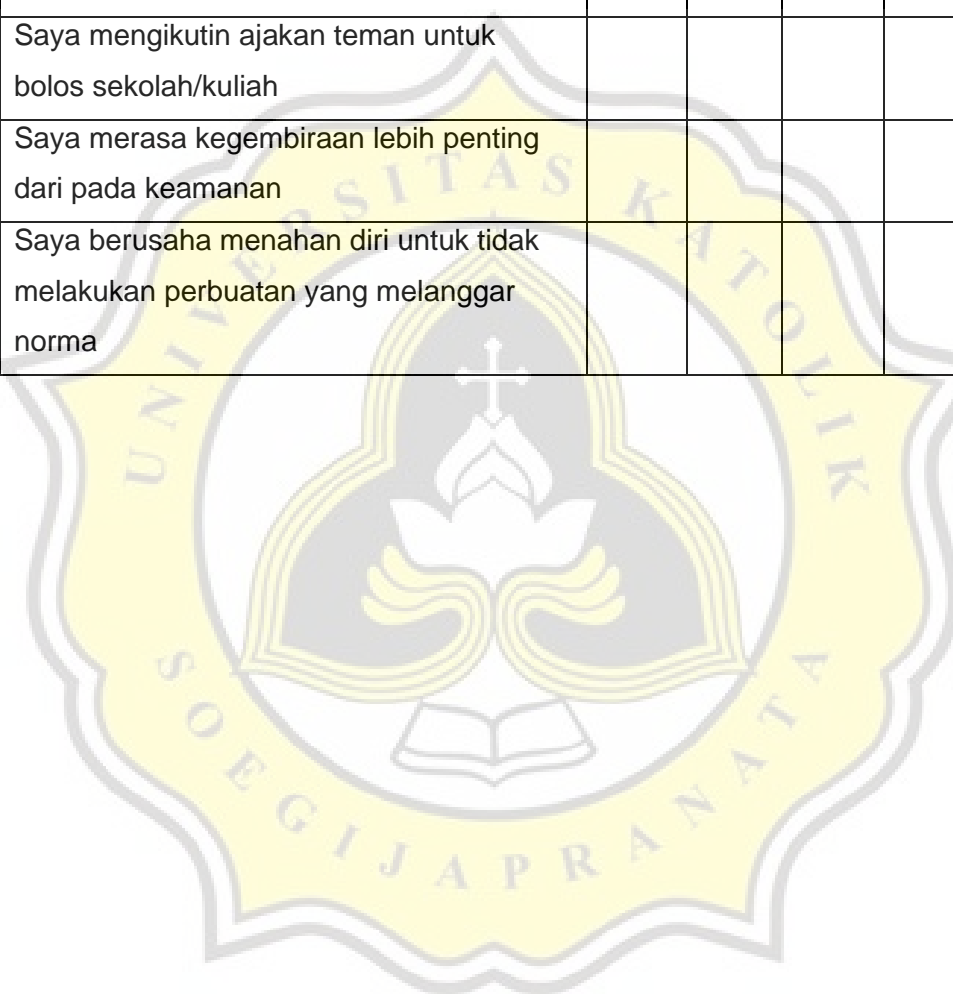
26	Memegang pantat pasangan				
27	Merangkul dada pasangan dari belakang				
28	Mencium leher pasangan				
29	Mencium bibir dengan bibir				
30	Mencium bibir dengan lidah				
31	Meremas dada pasangan				
32	Meremas pantat pasangan				
33	Memegang alat kelamin pasangan				
34	Saling menempelkan alat kelamin dengan pasangan tanpa membuka pakaian				
35	Menempelkan mulut dengan alat kelamin pasangan				
36	Menghisap alat kelamin pasangan				
37	Mencium payudara pasangan				
38	Saling menggesekkan alat kelamin dengan pasangan tanpa membuka pakaian				
39	Memainkan alat kelamin pasangan dengan lidah				
40	Memainkan alat kelamin dengan tangan. (bagi laki-laki; memasukkan jari kedalam kelamin pasangan, bagi perempuan; memegang kelamin pasangan)				
41	Mencium alat kelamin pasangan				
42	Memainkan secara berulang-ulang alat kelamin pasangan ke dalam mulut				
43	Melakukan hubungan seksual melalui lubang dubur				
44	Melakukan hubungan seksual (bersenggama) dengan cara memasukkan alat kelamin masing-masing kepada pasangan dengan menggunakan alat kontrasepsi				

45	Melakukan hubungan seksual (bersenggama) dengan cara memasukkan alat kelamin masing-masing kepada pasangan tanpa menggunakan alat kontrasepsi				
----	---	--	--	--	--

Skala Kontrol Diri

NO	PERNYATAAN	SL	S	KK	TP
1	Ketika dihadapkan dengan masalah, saya mampu menyelesaikan dengan baik				
2	Saya lebih peduli memikirkan hal-hal dalam jangka panjang				
3	Saya mencurahkan banyak pikiran dan usaha untuk masa depan				
4	Ketika terjadi hal-hal rumit, saya cenderung untuk berhenti				
5	Saya lebih berfikir pada hal-hal yang membuat saya senang saat ini saja				
6	Masa depan tidak saya pikirkan saat ini				
7	Sebelum bertindak saya memikirkan dampak baik dan buruknya				
8	Keputusan yang saya ambil berdasarkan pada pemikiran yang matang				
9	Keputusan yang saya ambil berdasarkan kesenangan semata				
10	Walaupun saya ingin keluar malam, sebisa mungkin saya tidak melakukannya jika tidak penting				
11	Saya selalu bertanggung jawab apabila melakukan kesalahan				
12	Saya menggunakan waktu untuk hal-hal yang bermanfaat				

13	Saya berusaha menahan diri terhadap segala bentuk perbuatan yang dilarang agama				
14	Saya merasa lebih baik, bergerak dari pada duduk dan berfikir				
15	Saya cenderung menghindari dari kesalahan yang saya buat				
16	Saya suka hidup berfoya-foya				
17	Saya mengikuti ajakan teman untuk bolos sekolah/kuliah				
18	Saya merasa kegembiraan lebih penting dari pada keamanan				
19	Saya berusaha menahan diri untuk tidak melakukan perbuatan yang melanggar norma				



0	0	0	0	0	0	0	0	0	0	0	0	0	0	0	0	0	0	0	0	0	0
0	6.8	0	0	0	7.7	0	0	0	0	0	0	0	0	0	0	0	0	0	0	0	0
0	0	0	0	0	0	0	0	0	0	0	0	0	0	0	0	0	0	0	0	0	0
0	6.8	7.5	0	0	0	0	8.6	0	0	0	0	0	0	0	0	0	0	0	0	0	0
0	0	0	0	0	0	0	0	0	0	0	0	0	0	0	0	0	0	0	0	0	0
13.2	13.6	7.5	15.2	15.4	15.4	17	17.2	17.2	8.7	8.8	0	0	19	9.5	0	9.6	0	0	0	0	10
0	13.6	0	0	0	0	0	0	0	0	0	0	0	0	0	0	0	0	0	0	0	0
6.6	0	0	0	0	0	0	0	0	0	0	0	0	0	0	0	0	0	0	0	0	0
6.6	6.8	0	0	0	0	0	0	0	0	0	0	0	0	0	0	0	0	0	0	0	0
19.8	20.4	7.5	22.8	23.1	23.1	25.5	8.6	8.6	26.1	26.4	0	0	9.5	0	0	0	0	0	0	0	0
6.6	6.8	0	0	0	7.7	8.5	0	0	0	8.8	0	0	0	9.5	0	9.6	0	0	0	0	0
0	0	0	0	0	0	0	0	0	0	0	0	0	0	0	0	0	0	0	0	0	0
0	6.8	0	0	0	0	0	0	0	0	0	0	0	0	0	0	0	0	0	0	0	0
0	0	0	0	0	0	0	0	0	0	0	0	0	0	0	0	0	0	0	0	0	0



Skoring Uji Coba Skala Kontrol Diri

KD 1	KD 2	KD 3	KD 4	KD 5	KD 6	KD 7	KD 8	KD 9	KD 10	KD 11	KD 12	KD 13	KD 14	KD 15	KD 16	KD 17	KD 18	KD 19
2	2	4	4	4	4	3	2	3	4	4	2	3	1	3	3	4	3	2
2	2	1	4	1	1	4	4	1	4	4	4	4	4	1	4	4	3	1
2	3	3	2	1	4	4	4	4	2	4	3	2	4	4	4	3	3	1
3	3	4	2	2	2	3	3	2	3	3	3	3	3	2	3	2	2	2
2	4	4	3	4	4	4	4	4	4	4	4	4	4	4	3	3	3	1
4	3	4	3	3	4	3	2	2	4	3	3	2	3	4	3	3	2	2
3	4	3	2	4	3	4	3	3	3	4	3	4	2	3	4	4	3	1
4	4	4	3	2	4	4	4	2	3	3	2	2	2	2	3	4	3	3
3	3	4	3	3	4	4	3	3	4	4	3	3	3	4	3	4	3	1
3	4	4	4	3	4	4	4	4	4	4	1	4	2	4	4	4	4	1
3	4	4	4	3	2	2	2	3	3	4	2	4	3	4	3	3	2	3
3	3	3	2	3	3	3	3	3	3	3	3	3	2	2	4	4	3	2
3	4	3	4	1	3	4	4	3	2	4	3	3	2	3	4	4	4	1
2	2	2	2	1	3	4	2	3	4	2	2	3	2	3	3	3	2	3
2	3	3	3	2	4	4	4	3	4	3	3	3	4	4	3	4	3	1
4	2	4	1	3	2	4	2	3	2	4	4	2	2	3	3	2	3	3
4	3	3	3	3	3	4	4	3	2	4	3	4	2	4	3	4	2	1
3	4	2	4	4	3	3	3	4	3	4	2	3	2	4	4	4	4	1
4	4	4	4	4	4	4	4	4	4	4	4	4	4	4	4	4	4	1
3	2	2	3	3	4	2	3	3	3	4	3	3	3	3	3	3	2	2
3	3	4	3	2	4	2	2	3	4	3	2	4	2	3	3	4	3	2
4	4	4	3	1	1	4	4	1	4	4	4	4	4	1	3	3	3	1
4	4	4	3	3	4	4	4	3	4	4	4	2	1	1	3	1	1	1
3	4	4	3	2	4	4	4	4	4	4	4	4	4	4	4	4	3	1
3	2	3	4	3	4	4	3	4	3	4	3	4	3	4	3	4	3	1
4	4	4	3	1	4	4	4	3	3	4	3	3	2	4	3	3	3	1
3	3	4	3	3	4	3	3	3	2	3	3	2	3	3	3	4	4	2
3	4	3	4	3	4	4	4	4	2	3	3	4	3	4	4	4	4	1
3	4	4	3	3	4	4	4	4	3	4	3	4	2	4	4	4	3	1
3	4	3	4	3	4	4	3	3	4	4	3	3	3	4	4	4	4	1
3	4	4	3	3	4	4	4	4	3	4	3	4	2	4	4	4	3	1
3	4	3	4	3	4	4	3	3	4	4	3	3	3	4	4	4	4	1

0	0	0	0	11.1	9	0	9.2	14.1	14.4	4.8	4.8	5.6	5.5	0	0	0	0	5.7	0	0	0
0	0	0	0	0	0	0	0	0	0	0	0	0	0	0	0	0	0	0	0	0	0
2.9	5.8	3.6	3.6	3.7	13.5	4.6	13.8	14.1	14.4	4.8	0	14.7	16.5	0	5.6	0	0	11.4	0	5.8	6.5
0	0	0	0	0	0	0	4.6	4.7	4.8	0	0	0	0	0	0	0	0	0	0	0	0
0	8.7	7.2	3.6	0	9	4.6	4.6	4.7	4.8	9.6	4.8	14.7	5.5	0	16.8	11.2	0	11.4	0	0	6.5
0	2.9	7.2	7.2	7.4	9	9.2	9.2	9.4	14.4	9.6	9.6	5.6	16.5	0	5.6	5.6	5.6	5.7	17.4	11.6	13
0	0	0	0	0	0	0	4.6	0	14.4	4.8	0	5.6	0	0	0	0	0	5.7	5.8	0	6.5
0	2.9	3.6	7.2	7.4	4.5	4.6	9.2	9.4	9.6	9.6	4.8	5.6	11	0	0	0	5.6	5.7	5.8	5.8	6.5
0	0	3.6	0	3.7	4.5	0	4.6	0	4.8	0	0	5.6	0	0	0	0	0	5.7	0	0	6.5
2.9	0	0	0	0	0	0	0	0	0	0	0	0	0	0	0	0	0	0	0	0	0
0	5.8	7.2	0	7.4	13.5	4.6	13.8	4.7	9.6	4	0	0	11	0	5.6	0	0	5.7	5.8	5.8	6.5
0	5.8	7.2	7.2	11.1	13.5	9.2	13.8	14.1	14.4	9.6	9.6	5.6	11	0	11.2	11.2	11.2	5.7	5.8	0	6.5
0	0	3.6	3.6	7.4	9	4.6	9.2	9.4	9.6	4.8	4.8	5.6	11	0	0	0	0	0	0	0	0
0	0	3.6	3.6	3.7	4.5	4.6	4.6	0	9.6	0	0	5.6	5.5	0	0	0	0	5.7	0	0	0
0	0	0	0	0	0	0	0	0	0	0	0	0	0	0	0	0	0	0	0	0	0
5.8	8.7	10.8	10.8	11.1	13.5	13.8	13.8	14.1	14.4	14.4	14.4	14.4	16.5	11	16.8	16.8	16.8	17.1	17.4	17.4	19.5
8.7	8.7	10.8	10.8	11.1	13.5	13.8	13.8	14.1	14.4	14.4	14.4	14.4	16.5	16.5	16.8	16.8	16.8	17.1	17.4	11.6	13
2.9	8.7	10.8	10.8	11.1	13.5	13.8	13.8	9.4	14.4	4	0	0	14.7	16.5	0	0	5.6	0	17.1	0	0
2.9	5.8	10.8	3.6	11.1	13.5	4.6	9.2	4.7	14.4	14.4	14.4	5.6	16.5	5.5	11.2	11.2	5.6	5.7	11.6	17.4	19.5
0	0	3.6	7.2	7.4	9	9.2	9.2	4.7	9.6	0	4.8	5.6	5.5	0	5.6	5.6	0	5.7	0	5.8	6.5
0	2.9	3.6	0	3.7	9	0	9.2	4.7	14.4	9.6	0	0	11	0	0	0	0	5.7	5.8	5.8	6.5
0	2.9	3.6	0	3.7	4.5	0	4.6	0	9.6	0	0	5.6	0	0	0	0	0	5.7	0	0	0
5.8	8.7	7.2	0	11.1	13.5	0	13.8	14.1	14.4	9.6	4	14.7	16.5	5.5	11.2	11.2	0	11.4	11.6	11.6	13
0	5.8	10.8	3.6	11.1	4.5	4.6	4.6	9.4	14.4	4.8	9.6	14.7	16.5	0	0	5.6	11.2	17.1	11.6	11.6	13
0	0	7.2	7.2	11.1	9	4.6	9.2	14.1	14.4	4.8	4.8	9.8	5.5	0	5.6	5.6	0	0	5.8	0	0
0	0	0	0	0	0	4.6	4.6	0	14.4	4.8	0	0	0	0	0	0	0	5.7	0	0	0
0	2.9	7.2	0	7.4	13.5	0	13.8	0	14.4	14.4	0	0	11	0	0	0	0	17.1	0	0	13
0	2.9	7.2	0	3.7	9	9.2	4.6	9.4	14.4	4.8	4.8	0	5.5	0	0	0	0	11.4	5.8	0	0
2.9	2.9	3.6	3.6	3.7	4.5	4.6	4.6	9.4	9.6	4.8	4	9.8	11	0	0	5.6	0	17.1	5.8	5.8	6.5
2.9	2.9	7.2	7.2	7.4	13.5	9.2	9.2	4.7	9.6	4.8	4.8	5.6	5.5	0	5.6	5.6	0	5.7	5.8	5.8	6.5


0	0	0	0	0	9	0	9.2	4.7	9.6	4.8	0	0	0	0	0	0	0	5.7	0	5.8	6.5
0	2.9	7.2	3.6	7.4	13.5	4.6	13.8	4.7	14.4	9.6	9.6	9.8	5.5	0	5.6	5.6	5.6	5.7	5.8	5.8	6.5
0	2.9	3.6	0	7.4	13.5	0	13.8	9.4	9.6	9.6	4.8	0	0	0	5.6	0	0	5.7	0	0	6.5
0	0	0	0	0	0	0	0	0	0	0	0	0	0	0	0	0	0	0	0	0	0
0	0	0	0	3.7	4.5	0	4.6	4.7	4.8	0	0	0	0	0	0	0	0	0	0	0	0
2.9	2.9	7.2	0	7.4	9	0	9.2	9.4	9.6	9.6	4.8	9.8	5.5	5.5	5.6	5.6	0	0	0	0	0
2.9	5.8	7.2	7.2	7.4	9	9.2	9.2	9.4	14.4	0	4.8	14.7	16.5	0	11.2	11.2	11.2	17.1	0	11.6	13

PS 23	PS 24	PS 25	PS 26	PS 27	PS 28	PS 29	PS 30	PS 31	PS 32	PS 33	PS 34	PS 35	PS 36	PS 37	PS 38	PS 39	PS 40	PS 41	PS 42	PS 43	PS 44
13.2	13.2	6.8	0	0	0	0	0	0	0	0	0	0	0	0	0	9.6	9.6	9.6	9.6	0	0
6.6	6.6	6.8	7.5	7.6	7.7	7.7	8.5	8.6	8.6	8.7	8.8	9.5	9.5	9.5	9.5	9.6	9.6	9.6	9.6	10	10
0	6.6	13.6	7.5	7.6	7.7	23.1	8.5	0	8.6	8.7	8.8	0	0	0	9.5	0	9.6	0	0	0	0
19.8	19.8	20.4	22.5	22.8	23.1	23.1	5.5	0	17.2	17.4	0	0	0	0	0	0	0	0	0	0	0
6.6	6.6	6.8	7.5	7.6	7.7	7.7	8.5	8.6	8.6	8.7	8.8	9.5	9.5	9.5	9.5	9.6	9.6	9.6	9.6	0	30
6.6	13.2	20.4	22.5	15.2	15.4	23.1	17.8	25.8	26.1	17.6	19	9.5	0	9.5	0	28.8	28.8	28.8	28.8	30	30
0	0	0	0	0	0	0	0	0	0	0	0	0	0	0	0	0	0	0	0	0	0
6.6	13.2	13.6	7.5	7.6	7.7	15.4	0	0	8.6	1	0	9.5	9.5	9.5	0	9.6	9.6	9.6	9.6	20	10
0	0	0	0	0	0	0	0	0	0	0	0	0	0	0	0	0	0	0	0	0	0
0	0	0	0	0	0	0	0	0	0	0	0	0	0	0	0	0	0	0	0	0	0
13.2	13.2	13.6	7.5	7.6	7.7	15.4	17.8	8.6	8.6	8.7	8.8	0	0	9.5	0	0	0	9.6	0	0	0
0	0	0	0	0	0	0	0	0	0	0	0	0	0	0	0	0	0	0	0	0	0
0	6.6	0	0	7.6	0	7.7	8.5	0	0	8.7	8.8	9.5	9.5	0	9.5	9.6	9.6	9.6	9.6	0	0
13.2	13.2	20.4	15	7.6	15.4	15.4	8.5	17.2	17.2	0	0	0	0	0	0	0	0	0	0	0	0
0	0	0	0	0	0	0	0	0	0	0	0	0	0	0	0	0	0	0	0	0	0
6.6	6.6	6.8	0	0	0	0	0	0	0	0	0	0	0	0	0	0	0	0	0	0	0
0	0	0	0	0	0	0	0	0	0	0	0	0	0	0	0	0	0	0	0	0	0
0	0	6.8	0	0	0	7.7	0	0	0	0	0	0	0	0	0	0	0	0	0	0	0
0	0	0	0	0	0	0	0	0	0	0	0	0	0	0	0	0	0	0	0	0	0
19.8	0	6.8	7.5	0	0	0	0	8.6	0	0	0	0	0	0	0	0	0	0	0	0	0
0	0	0	0	0	0	0	0	0	0	0	0	0	0	0	0	0	0	0	0	0	0
13.2	13.2	13.6	7.5	15.2	15.4	15.4	17.8	17.2	8.7	8.8	0	0	19	9.5	0	9.6	0	0	0	0	10

6.6	6.6	6.8	0	0	0	7.7	0	0	0	0	0	0	0	0	0	0	0	0	0	0	0	
0	0	0	0	0	0	0	0	0	0	0	0	0	0	0	0	0	0	0	0	0	0	
19.	8	0	6.8	0	0	0	7.7	0	0	0	0	0	0	0	0	0	0	0	0	0	0	
13.	2	6.6	6.8	0	0	0	0	0	0	0	0	0	0	0	0	0	0	0	0	0	0	
13.	2	13.	2	6	7.5	7.6	7.7	15.	8.	4	5	0	17.2	8.7	0	9.5	9.5	9.5	0	9.6	9.6	
6.6	6.6	6.8	7.5	7.6	7.7	7.7	0	8.6	8.6	8.7	0	9.5	9.5	9.5	9.5	9.6	9.6	9.6	9.6	10	0	
0	6.6	6.8	15	7.6	4	15.	23.	5.	2	1	5	0	0	17.	17.	19	19	0	9.5	19.	19.	
0	6.6	6.8	0	0	0	0	0	0	0	0	0	0	0	0	0	0	0	0	0	0	0	
6.6	0	0	0	0	0	0	0	0	0	0	0	0	0	0	0	0	0	0	0	0	0	
6.6	6.6	6.8	0	7.6	7.7	7.7	8.	5	0	0	8.7	8.8	9.5	9.5	9.5	9.5	9.6	9.6	9.6	9.6	0	0
19.	8	13.	13.	6	7.5	7.6	7.7	15.	8.	4	5	8.6	8.6	8.7	0	0	0	19	9.5	0	19.	
6.6	6.6	6.8	7.5	7.6	7.7	7.7	8.	5	0	8.6	8.7	8.8	0	0	0	9.5	0	9.6	0	0	0	10
6.6	13.	20.	4	0	0	0	0	0	0	0	0	0	0	0	0	0	0	0	0	0	0	
19.	8	0	13.	6	0	0	0	7.7	8.	5	0	0	8.7	8.8	9.5	9.5	0	9.5	0	9.6	0	9.6
6.6	6.6	6	0	7.6	0	0	15.	1	0	4	7	0	0	0	0	0	0	0	0	0	0	
0	0	0	0	0	0	0	0	0	0	0	0	0	0	0	0	0	0	0	0	0	0	
6.6	6.6	0	0	7.6	0	7.7	0	0	0	0	0	0	0	0	0	0	0	0	0	0	0	
0	0	6.8	0	0	0	0	0	0	0	0	0	0	0	0	0	0	0	0	0	0	0	
13.	13.	13.	6	7.5	7.6	7.7	7.7	1	8.6	8.6	8.7	8.8	9.5	0	9.5	9.5	9.6	9.6	9.6	9.6	0	10
19.	8	13.	13.	6	7.5	7.6	4	15.	15.	1	7	17.	2	8.6	8.7	0	9.5	9.5	9.5	0	9.6	9.6
13.	2	13.	2	6.8	0	0	0	15.	8.	4	5	0	0	8.7	0	0	0	0	0	9.6	0	10
0	6.6	0	0	0	0	0	0	0	0	0	0	0	0	0	0	0	0	0	0	0	0	
0	0	6.8	0	0	0	0	0	0	0	0	0	0	0	0	0	0	0	0	0	0	0	
0	0	0	0	0	0	0	0	0	0	0	0	0	0	0	0	0	0	0	0	0	0	
6.6	6.6	0	0	0	0	0	0	0	0	0	0	0	0	0	0	0	0	0	0	0	0	
0	13.	0	0	0	0	0	0	0	0	0	0	0	0	0	0	0	0	0	0	0	0	
0	0	6.8	0	0	0	0	0	0	0	0	0	0	0	0	0	0	0	0	0	0	0	
6.6	13.	6.8	7.5	0	7.7	1	23.	1	0	0	0	8.7	8.8	9.5	9.5	0	9.5	9.6	9.6	9.6	9.6	10
0	0	0	0	0	0	0	0	0	0	0	0	0	0	0	0	0	0	0	0	0	0	
6.6	13.	13.	0	0	4	15.	15.	1	0	4	7	0	0	8.7	8.8	0	0	0	9.5	0	9.6	0
6.6	0	6.8	0	7.6	0	0	0	0	0	0	0	0	0	0	0	0	0	0	0	0	0	
6.6	6.6	6.8	0	0	0	7.7	0	8.6	0	0	0	0	0	9.5	0	0	0	0	0	0	0	

6.6	13.2	13.6	0	0	15.4	15.4	17	0	0	8.7	8.8	0	0	0	9.5	0	9.6	0	0	0	10
6.6	0	6.8	0	7.6	0	0	0	0	0	0	0	0	0	0	0	0	0	0	0	0	0
6.6	6.6	6.8	0	0	0	7.7	0	8.6	0	0	0	0	0	9.5	0	0	0	0	0	0	0
0	0	0	0	0	0	0	0	0	0	0	0	0	0	0	0	0	0	0	0	0	0
6.6	6.6	13.6	0	7.6	7.7	15.4	17	8.6	8.6	17.4	8.8	9.5	9.5	9.5	9.5	9.6	9.6	9.6	9.6	9.6	10
19.8	19.8	20.4	22.5	22.8	23.1	23.1	25.5	25.8	25.8	26.1	26.4	28.5	28.5	28.5	19	28.8	28.8	28.8	28.8	20	30
0	0	0	0	0	0	0	0	0	0	0	0	0	0	0	0	0	0	0	0	0	0
0	0	0	0	0	0	0	0	0	0	0	0	0	0	0	0	0	0	0	0	0	0
0	0	0	0	0	0	0	0	0	0	0	0	0	0	0	0	0	0	0	0	0	0
6.6	6.6	0	0	0	0	0	0	0	0	0	0	0	0	0	0	0	0	0	0	0	0
6.6	6.6	6.8	7.5	0	0	0	0	0	0	0	0	0	0	0	0	0	0	0	0	0	0
13.2	19.8	20.4	7.5	22.8	23.1	23.1	17	0	0	26.1	26.4	9.5	0	9.5	5	28.8	28.8	9.6	0	0	0
6.6	6.6	0	0	0	0	0	0	0	0	0	0	0	0	0	0	0	0	0	0	0	0
0	0	0	0	0	0	0	0	0	0	0	0	0	0	0	0	0	0	0	0	0	0
0	0	0	0	0	0	0	0	0	0	0	0	0	0	0	0	0	0	0	0	0	0
0	0	0	0	0	0	0	0	0	0	0	0	0	0	0	0	0	0	0	0	0	0
0	0	6.8	0	0	0	0	0	0	0	0	0	0	0	0	0	0	0	0	0	0	0
0	0	0	0	0	0	0	0	0	0	0	0	0	0	0	0	0	0	0	0	0	0
0	0	0	0	0	0	0	0	0	0	0	0	0	0	0	0	0	0	0	0	0	0
0	0	0	0	0	0	0	0	0	0	0	0	0	0	0	0	0	0	0	0	0	0
0	0	0	0	0	0	0	0	0	0	0	0	0	0	0	0	0	0	0	0	0	0
0	0	0	0	0	0	0	0	0	0	0	0	0	0	0	0	0	0	0	0	0	0
0	0	0	0	0	0	0	0	0	0	0	0	0	0	0	0	0	0	0	0	0	0
0	0	0	0	0	0	0	0	0	0	0	0	0	0	0	0	0	0	0	0	0	0
0	0	0	0	0	0	0	0	0	0	0	0	0	0	0	0	0	0	0	0	0	0
0	0	0	0	0	0	0	0	0	0	0	0	0	0	0	0	0	0	0	0	0	0
0	0	0	0	0	0	0	0	0	0	0	0	0	0	0	0	0	0	0	0	0	0
0	0	0	0	0	0	0	0	0	0	0	0	0	0	0	0	0	0	0	0	0	0
0	0	0	0	0	0	0	0	0	0	0	0	0	0	0	0	0	0	0	0	0	0
0	0	0	0	0	0	0	0	0	0	0	0	0	0	0	0	0	0	0	0	0	0
0	0	0	0	0	0	0	0	0	0	0	0	0	0	0	0	0	0	0	0	0	0
0	0	0	0	0	0	0	0	0	0	0	0	0	0	0	0	0	0	0	0	0	0
0	0	0	0	0	0	0	0	0	0	0	0	0	0	0	0	0	0	0	0	0	0
6.6	19.8	0	0	0	0	0	0	0	0	0	0	0	0	0	0	0	0	0	0	0	0
0	0	0	0	0	0	0	0	0	0	0	0	0	0	0	0	0	0	0	0	0	0
0	0	0	0	0	0	0	0	0	0	0	0	0	0	0	0	0	0	0	0	0	0
0	0	0	0	0	0	0	0	0	0	0	0	0	0	0	0	0	0	0	0	0	0
6.6	0	6.8	0	0	0	0	0	0	0	0	0	0	0	0	0	0	0	0	0	0	0
6.6	6.6	0	0	0	0	0	0	0	0	0	0	0	0	0	0	0	0	0	0	0	0
0	0	0	0	0	0	0	0	0	0	0	0	0	0	0	0	0	0	0	0	0	0
0	0	0	0	0	0	0	0	0	0	0	0	0	0	0	0	0	0	0	0	0	0
0	0	0	0	0	0	0	0	0	0	0	0	0	0	0	0	0	0	0	0	0	0
0	0	0	0	0	0	0	0	0	0	0	0	0	0	0	0	0	0	0	0	0	0
0	0	0	0	0	0	0	0	0	0	0	0	0	0	0	0	0	0	0	0	0	0
6.6	19.8	0	0	0	0	0	0	0	0	0	0	0	0	0	0	0	0	0	0	0	0
0	0	0	0	0	0	0	0	0	0	0	0	0	0	0	0	0	0	0	0	0	0
13.2	13.2	20.4	0	7.6	23.1	23.1	25.5	0	0	17.4	17.6	0	0	0	19	0	19.2	0	0	0	0
6.6	6.6	6.8	0	0	0	0	0	0	0	0	0	0	0	0	0	0	0	0	0	0	0
19.8	19.8	20.4	0	22.8	0	0	0	0	0	0	0	0	0	0	0	0	0	0	0	0	0
19.8	19.8	20.4	15	15.2	15.4	23.1	25.5	8.6	17.2	8.7	0	0	0	0	9.5	0	0	0	0	0	0

6.6	6.6	6.8	7.5	7.6	15.4	15.4	1	17.2	17.2	0	9.5	9.5	19	19	9.6	19.2	19.2	19.2	10	10
0	0	6.8	0	7.6	0	0	0	0	0	0	0	0	0	0	0	0	0	0	0	0
6.6	0	6.8	0	0	7.7	0	0	0	0	0	0	0	0	0	0	0	0	0	0	0
0	0	6.8	0	0	0	7.7	0	0	0	0	0	0	0	0	0	0	0	0	0	0
6.6	6.6	6.8	0	0	0	0	0	0	0	0	0	0	0	0	0	0	0	0	0	0
0	0	0	0	0	0	7.7	0	0	0	0	0	0	0	0	0	0	0	0	0	0
6.6	6.6	0	0	0	0	0	0	0	0	0	0	0	0	0	0	0	0	0	0	0
0	0	0	0	0	0	0	0	0	0	0	0	0	0	0	0	0	0	0	0	0
6.6	0	0	0	0	0	0	0	0	0	0	0	0	0	0	0	0	0	0	0	0
6.6	6.6	13.6	0	7.6	7.7	7.7	0	0	0	0	0	0	0	0	0	0	0	0	0	0
0	0	6.8	0	7.6	0	0	0	0	0	0	0	0	0	0	0	0	0	0	0	0
0	0	0	0	0	0	0	0	0	0	0	0	0	0	0	0	0	0	0	0	0
0	0	0	0	0	0	0	0	0	0	0	0	0	0	0	0	0	0	0	0	0
0	0	6.8	0	0	0	7.7	8.5	0	0	0	0	0	0	0	0	0	0	0	0	0
0	13.2	13.6	7.5	7.6	15.4	15.4	1	0	8.6	0	0	0	0	0	0	0	0	0	0	0



Tabulasi Data Skala Kontrol Diri

KD. No.1	KD. No.2	KD. No.3	KD. No.4	KD. No.5	KD. No.6	KD. No.7	KD. No.8	KD. No.9	KD. No.10
2	4	4	2	3	4	3	3	3	4
2	4	1	4	1	4	4	1	4	4
3	2	4	4	4	4	2	4	4	3
3	2	2	3	2	3	3	2	3	2
4	3	4	4	4	4	4	4	3	3
3	3	4	2	2	3	2	4	3	3
4	2	3	3	3	4	4	3	4	4
4	3	4	4	2	3	2	2	3	4
3	3	4	3	3	4	3	4	3	4
4	4	4	4	4	4	4	4	4	4
4	4	2	2	3	4	4	4	3	3
3	2	3	3	3	3	3	2	4	4
4	4	3	4	3	4	3	3	4	4
2	2	3	2	3	2	3	3	3	3
3	3	4	4	3	3	3	4	3	4
2	1	2	2	3	4	2	3	3	2
3	3	3	4	3	4	4	4	3	4
4	4	3	3	4	4	3	4	4	4
4	4	4	4	4	4	4	4	4	4
2	3	4	3	3	4	3	3	3	3
3	3	4	2	3	3	4	3	3	4
4	3	1	4	1	4	4	1	3	3
4	3	4	4	3	4	2	1	3	1
4	3	4	4	4	4	4	4	4	4
2	4	4	3	4	4	4	4	3	4
4	3	4	4	3	4	3	4	3	3
3	3	4	3	3	3	2	3	3	4
4	4	4	4	4	3	4	4	4	4
4	3	4	4	4	4	4	4	4	4
4	4	4	3	3	4	3	4	4	4
2	3	4	3	3	3	3	3	3	3
4	3	3	4	2	4	3	4	4	4
4	3	4	2	3	2	4	4	1	3
4	3	4	3	4	3	2	3	4	4
2	2	4	4	3	4	3	2	3	4
2	3	4	3	4	2	2	3	4	3
2	2	4	4	3	3	4	4	4	4
3	3	1	4	1	4	4	1	4	1
4	3	4	3	3	2	2	3	2	3

3	2	3	4	4	4	2	4	4	3
4	3	1	4	3	4	4	4	4	4
4	3	1	2	2	3	2	3	2	2
4	4	1	4	4	4	4	4	4	4
4	3	2	4	4	4	2	4	3	3
3	4	3	3	3	3	3	3	3	3
4	2	3	3	3	3	4	2	3	2
4	2	2	4	2	4	2	3	2	3
4	3	4	4	4	4	3	4	3	4
4	4	2	4	4	4	2	4	3	3
3	3	3	3	3	3	3	3	3	3
4	3	4	4	3	3	3	4	2	2
3	3	4	3	3	3	3	2	4	3
3	3	4	3	3	3	3	3	3	4
4	3	4	4	4	4	4	4	3	4
4	2	4	2	4	3	2	4	3	3
3	3	4	3	3	4	4	4	4	3
3	1	4	3	3	3	2	4	3	3
2	2	3	2	3	3	2	4	3	4
3	1	4	4	2	4	3	3	3	2
3	3	4	4	4	4	4	3	3	3
3	3	4	2	3	3	4	3	3	4
3	4	4	4	4	4	2	4	4	4
4	3	4	4	4	4	2	4	3	3
3	2	4	4	3	4	2	4	4	3
3	3	4	3	4	4	3	4	2	2
4	4	4	4	4	4	4	4	4	3
4	3	4	2	3	2	2	2	3	3
2	3	3	3	3	3	3	3	3	4
3	3	3	2	3	3	3	3	2	3
3	1	4	3	3	4	3	4	4	4
4	3	4	4	4	4	2	3	3	3
3	2	4	3	2	3	2	2	2	4
4	3	4	2	3	2	2	3	3	3
4	3	4	2	3	3	3	4	4	4
4	1	4	4	4	4	4	4	4	4
4	3	4	4	3	4	3	3	3	4
3	3	4	4	4	3	4	4	4	4
3	3	4	3	3	3	4	4	4	4
4	3	4	3	3	4	2	3	4	4
2	3	3	2	3	3	3	3	3	3
4	4	4	4	4	4	2	4	4	3

2	2	4	4	3	2	2	2	3	4
4	4	4	3	4	3	3	3	4	4
2	2	3	2	2	2	3	3	3	4
4	3	4	4	3	4	4	3	3	3
4	3	4	3	2	4	3	3	3	4
4	2	4	3	2	4	2	3	4	3
2	3	4	3	3	4	4	4	4	3
4	3	4	4	4	4	4	4	4	4
3	3	2	4	3	4	4	1	3	4
3	3	2	3	3	3	3	4	3	4
3	3	4	3	3	3	3	3	3	4
3	3	3	4	3	4	3	3	4	4
3	3	2	4	3	3	3	3	3	3
4	1	2	4	4	4	4	1	4	4
2	4	4	4	4	4	4	4	4	4
3	3	4	3	3	4	4	1	4	4
2	3	4	3	3	4	4	3	4	3
3	1	3	3	2	4	3	3	3	4
4	4	4	4	3	4	4	4	4	4
4	3	4	3	3	3	4	3	4	4
3	3	4	4	3	4	2	4	3	3
3	2	4	4	3	4	4	4	4	4
3	3	4	2	3	3	3	3	3	4
3	3	3	3	3	3	2	3	4	3
4	4	4	4	4	4	4	4	4	4
2	3	4	4	4	4	3	4	3	4
2	4	4	4	3	3	4	3	3	4
2	2	4	2	2	4	3	3	3	4
4	3	4	4	3	4	4	4	3	4
3	3	2	4	4	4	2	4	4	4
3	2	3	2	2	2	2	3	2	4
4	3	4	4	4	3	3	4	4	4
4	3	3	3	2	3	3	3	4	4
4	4	1	4	4	4	3	4	4	4
3	3	4	3	3	3	2	3	4	3
2	4	4	3	3	2	2	3	3	3
3	3	4	2	2	3	3	3	3	3
4	3	4	3	3	4	2	4	3	3
4	3	3	3	3	4	3	3	4	4
4	3	4	3	4	3	1	4	3	4
3	3	4	3	2	4	4	4	2	3
4	3	4	2	3	4	4	1	3	4

3	3	4	3	3	3	3	3	2	2
4	2	3	2	3	2	3	3	3	3
3	4	4	3	4	3	4	4	3	4
3	2	4	3	3	2	3	3	4	4
4	3	4	4	4	3	3	3	4	4
3	2	4	3	3	3	2	3	3	3
2	3	2	3	3	4	2	3	3	3



Lampiran E

Uji Validitas dan Reliabilitas

A. Skala Perilaku Seksual

a. Putaran pertama

Case Processing Summary

		N	%
Cases	Valid	30	100.0
	Excluded ^a	0	.0
	Total	30	100.0

a. Listwise deletion based on all variables in the procedure.

Reliability Statistics

Cronbach's Alpha	N of Items
.975	45

Item-Total Statistics

	Scale Mean if Item Deleted	Scale Variance if Item Deleted	Corrected Item-Total Correlation	Cronbach's Alpha if Item Deleted
PS.No.1	183.6133	31528.069	.538	.975
PS.No.2	181.9700	31046.191	.844	.974
PS.No.3	180.9833	30755.567	.804	.974
PS.No.4	181.8233	30829.672	.826	.974
PS.No.5	179.8833	30974.764	.657	.974
PS.No.6	178.0133	30692.845	.730	.974
PS.No.7	180.6167	30499.861	.784	.974
PS.No.8	178.3167	30806.411	.667	.974
PS.No.9	178.7967	31047.533	.490	.975
PS.No.10	176.5833	30635.953	.693	.974
PS.No.11	180.5833	30688.891	.723	.974
PS.No.12	180.4233	30537.477	.772	.974
PS.No.13	179.8367	30752.913	.719	.974

PS.No.14	179.3800	30711.941	.647	.974
PS.No.15	183.5967	31145.158	.669	.974
PS.No.16	181.8900	30781.344	.670	.974
PS.No.17	181.7033	30633.271	.758	.974
PS.No.18	182.2633	30779.701	.669	.974
PS.No.19	178.7933	30418.299	.751	.974
PS.No.20	180.8100	30361.047	.805	.974
PS.No.21	180.4233	30267.580	.839	.974
PS.No.22	180.0800	30165.529	.846	.973
PS.No.23	178.9033	30293.857	.642	.974
PS.No.24	179.3433	29997.928	.876	.973
PS.No.25	178.0367	29661.711	.910	.973
PS.No.26	181.0633	30029.660	.857	.973
PS.No.27	180.7567	29883.131	.873	.973
PS.No.28	180.7000	29738.271	.885	.973
PS.No.29	178.6467	29368.345	.864	.973
PS.No.30	179.9633	29711.691	.810	.974
PS.No.31	181.6233	30397.452	.670	.974
PS.No.32	180.7633	29831.145	.865	.973
PS.No.33	180.1333	29538.597	.819	.974
PS.No.34	181.5433	30562.509	.622	.974
PS.No.35	183.1633	31215.689	.462	.975
PS.No.36	183.4800	31472.469	.393	.975
PS.No.37	182.8467	31100.021	.512	.974
PS.No.38	182.8467	31444.707	.363	.975
PS.No.39	182.5033	30914.385	.480	.975
PS.No.40	181.5433	30743.154	.535	.975
PS.No.41	182.1833	30819.076	.515	.975
PS.No.42	182.5033	30914.385	.480	.975
PS.No.43	184.7300	31909.944	.115	.975
PS.No.44	183.0633	30816.278	.483	.975
PS.No.45	182.0633	30568.133	.488	.975

*Item yang dicetak tebal adalah item yang tidak valid

b. Putaran kedua

**Case Processing
Summary**

		N	%
Cases	Valid	30	100.0
	Excluded ^a	0	.0
	Total	30	100.0

a. Listwise deletion based on all variables in the procedure.

Reliability Statistics

Cronbach's Alpha	N of Items
.975	44

Item-Total Statistics

	Scale Mean if Item Deleted	Scale Variance if Item Deleted	Corrected Item-Total Correlation	Cronbach's Alpha if Item Deleted
PS.No.1	183.28000	31448.929	.540	.975
PS.No.2	181.63667	30967.918	.845	.974
PS.No.3	180.65000	30677.096	.805	.974
PS.No.4	181.49000	30751.780	.827	.974
PS.No.5	179.55000	30895.603	.659	.975
PS.No.6	177.68000	30612.946	.732	.974
PS.No.7	180.28333	30421.826	.785	.974
PS.No.8	177.98333	30726.790	.669	.975
PS.No.9	178.46333	30968.313	.491	.975
PS.No.10	176.25000	30555.275	.696	.974
PS.No.11	180.25000	30610.972	.723	.974
PS.No.12	180.09000	30459.447	.773	.974
PS.No.13	179.50333	30674.547	.721	.974
PS.No.14	179.04667	30633.674	.648	.975
PS.No.15	183.26333	31069.800	.667	.975
PS.No.16	181.55667	30704.877	.670	.975
PS.No.17	181.37000	30556.675	.758	.974
PS.No.18	181.93000	30703.492	.669	.975

PS.No.19	178.46000	30339.765	.752	.974
PS.No.20	180.47667	30283.974	.805	.974
PS.No.21	180.09000	30190.240	.840	.974
PS.No.22	179.74667	30088.434	.846	.974
PS.No.23	178.57000	30216.020	.643	.975
PS.No.24	179.01000	29920.395	.877	.974
PS.No.25	177.70333	29583.414	.912	.974
PS.No.26	180.73000	29953.934	.857	.974
PS.No.27	180.42333	29807.262	.873	.974
PS.No.28	180.36667	29662.432	.885	.974
PS.No.29	178.31333	29291.090	.865	.974
PS.No.30	179.63000	29635.895	.811	.974
PS.No.31	181.29000	30322.871	.669	.975
PS.No.32	180.43000	29755.970	.865	.974
PS.No.33	179.80000	29463.057	.819	.974
PS.No.34	181.21000	30488.010	.621	.975
PS.No.35	183.14667	31399.789	.390	.975
PS.No.36	182.83000	31142.790	.459	.975
PS.No.37	182.51333	31026.904	.510	.975
PS.No.38	182.51333	31371.590	.360	.975
PS.No.39	182.17000	30841.100	.478	.975
PS.No.40	181.21000	30669.207	.534	.975
PS.No.41	181.85000	30745.570	.513	.975
PS.No.42	182.17000	30841.100	.478	.975
PS.No.43	182.73000	30743.655	.482	.975
PS.No.44	181.73000	30494.820	.487	.976

B. Skala Kontrol Diri
a. Putaran pertama

Case Processing Summary

		N	%
Cases	Valid	30	100.0
	Excluded ^a	0	.0
	Total	30	100.0

a. Listwise deletion based on all variables in the procedure.

Reliability Statistics

Cronbach's Alpha	N of Items
.639	19

Item-Total Statistics

	Scale Mean if Item Deleted	Scale Variance if Item Deleted	Corrected Item-Total Correlation	Cronbach's Alpha if Item Deleted
KD.No.1	56.2000	30.028	-.022	.653
KD.No.2	55.9667	25.689	.499	.591
KD.No.3	55.8667	28.257	.164	.635
KD.No.4	56.1667	26.489	.388	.606
KD.No.5	56.6667	26.575	.267	.621
KD.No.6	55.8667	26.189	.344	.609
KD.No.7	55.6667	28.230	.231	.626
KD.No.8	55.9667	26.861	.346	.611
KD.No.9	56.2000	25.476	.500	.589
KD.No.10	56.0000	29.655	.008	.653
KD.No.11	55.6000	28.041	.345	.618
KD.No.12	56.3000	29.872	-.014	.655
KD.No.13	56.0333	27.068	.332	.613
KD.No.14	56.5667	28.116	.143	.639
KD.No.15	56.0333	24.654	.468	.588
KD.No.16	55.8667	28.120	.373	.617
KD.No.17	55.7667	26.806	.364	.609
KD.No.18	56.3000	26.079	.471	.596
KD.No.19	57.7667	35.564	-.660	.718

*Item yang dicetak tebal adalah item yang tidak valid

b. Putaran kedua

Case Processing Summary

		N	%
Cases	Valid	30	100.0
	Excluded ^a	0	.0
	Total	30	100.0

a. Listwise deletion based on all variables in the procedure.

Reliability Statistics

Cronbach's Alpha	N of Items
.791	11

Item-Total Statistics

	Scale Mean if Item Deleted	Scale Variance if Item Deleted	Corrected Item-Total Correlation	Cronbach's Alpha if Item Deleted
KD2	32.87	20.533	.423	.777
KD4	33.07	20.064	.487	.770
KD6	32.77	20.392	.351	.788
KD8	32.87	21.085	.342	.786
KD9	33.10	19.266	.587	.758
KD11	32.50	22.397	.293	.788
KD13	32.93	21.099	.354	.784
KD15	32.93	18.685	.519	.766
KD16	32.77	21.564	.519	.773
KD17	32.67	19.885	.538	.764
KD18	33.20	19.752	.570	.761

*Item yang dicetak tebal adalah item yang tidak valid

c. Putaran ketiga

Case Processing Summary

		N	%
Cases	Valid	30	100.0
	Excluded ^a	0	.0
	Total	30	100.0

a. Listwise deletion based on all variables in the procedure.

Reliability Statistics

Cronbach's Alpha	N of Items
.788	10

Item-Total Statistics

	Scale Mean if Item Deleted	Scale Variance if Item Deleted	Corrected Item-Total Correlation	Cronbach's Alpha if Item Deleted
KD2	29.20	18.924	.411	.776
KD4	29.40	18.524	.467	.769
KD6	29.10	18.507	.377	.782
KD8	29.20	19.545	.316	.787
KD9	29.43	17.633	.587	.753
KD13	29.27	19.513	.334	.784
KD15	29.27	17.030	.524	.762
KD16	29.10	19.886	.509	.771
KD17	29.00	18.069	.564	.757
KD18	29.53	18.051	.579	.756
KD2	29.20	18.924	.411	.776

Lampiran F

Uji Asumsi

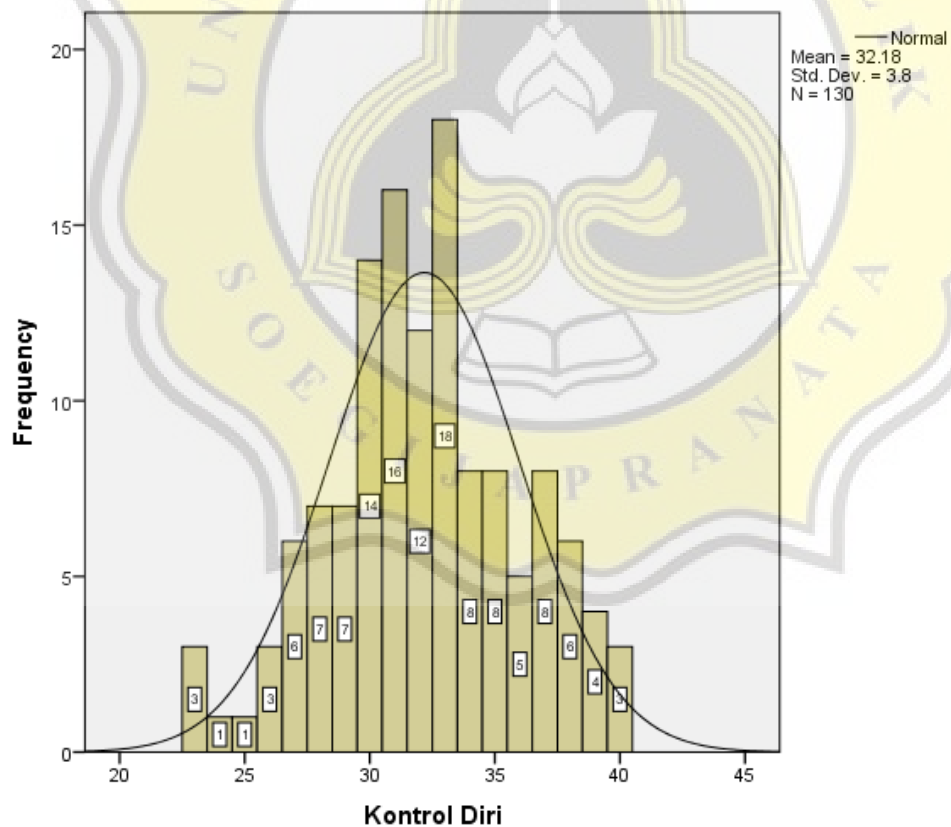
UJI NORMALITAS

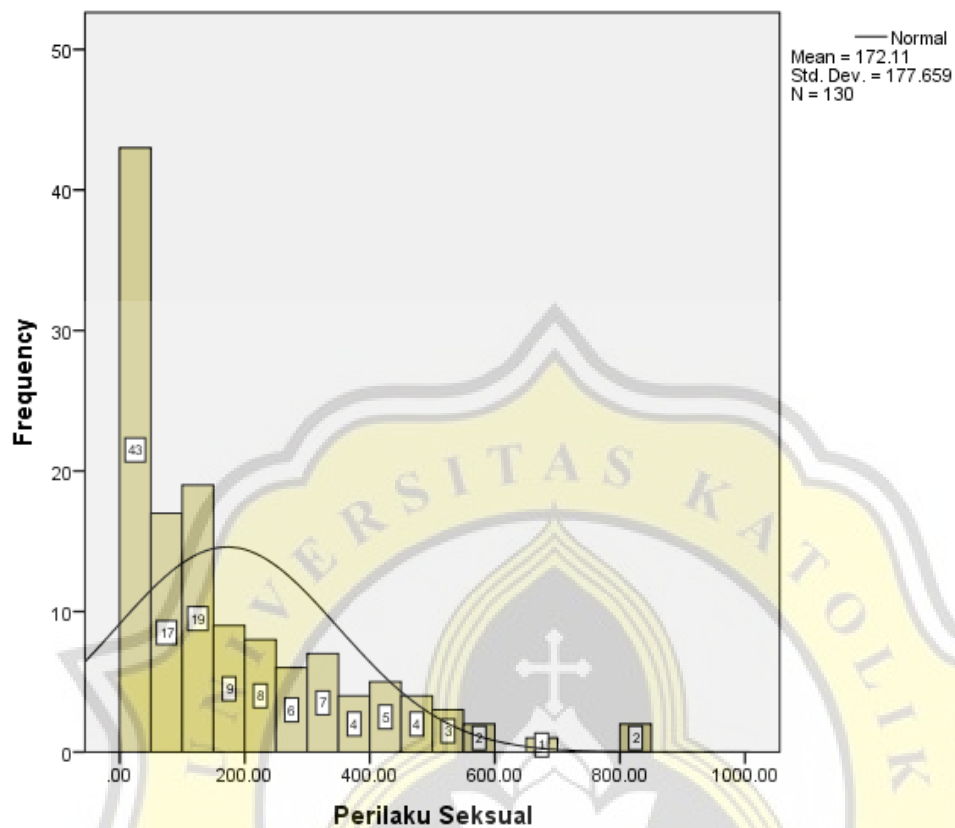
One-Sample Kolmogorov-Smirnov Test

		Kontrol_Diri	Perilaku_Seksual
N		130	130
Normal Parameters ^{a,b}	Mean	32.18	172.1062
	Std. Deviation	3.800	177.65922
Most Extreme Differences	Absolute	.091	.166
	Positive	.091	.159
	Negative	-.068	-.166
Kolmogorov-Smirnov Z		.086	1.040
Asymp. Sig. (2-tailed)		.081 ^c	.230

a. Test distribution is Normal.

b. Calculated from data.





UJI LINEARITAS

Model Description

Model Name		MOD_1
Dependent Variable	1	Perilaku_Seksual
Equation	1	Linear
Independent Variable		Kontrol_Diri
Constant		Included
Variable Whose Values Label Observations in Plots		Unspecified

Case Processing Summary

	N
Total Cases	130
Excluded Cases ^a	0
Forecasted Cases	0

Newly Created Cases 0

a. Cases with a missing value in any variable are excluded from the analysis.

Model Summary and Parameter Estimates

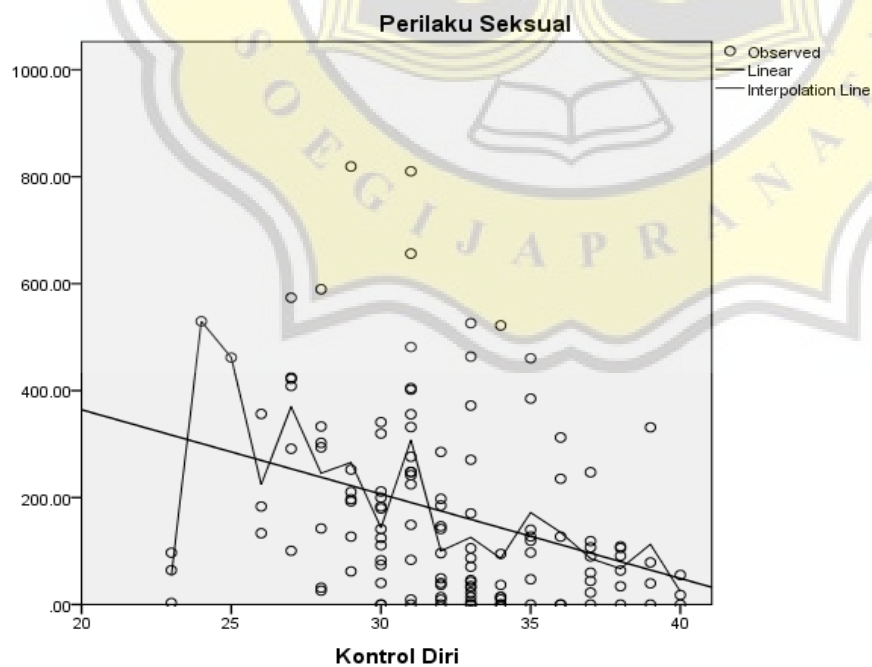
Dependent Variable: Perilaku_Seksual

Model Summary						Parameter Estimates	
Equation	R Square	F	df1	df2	Sig.	Constant	b1
Linear	.114	16.438	1	128	.000	679.576	-15.771

The independent variable is Kontrol_Diri.

Variable Processing Summary

	Variables	
	Dependent Perilaku_Seksual	Independent Kontrol_Diri
Number of Positive Values	114	130
Number of Zeros	16	0
Number of Negative Values	0	0
Number of Missing Values	User-Missing	0
	System-Missing	0



Lampiran G

Uji Hipotesis

Analisis Data

		Kontrol_Diri	Perilaku_Seksual
Kontrol_Diri	Correlation Coefficient	1.000	-.391**
	Sig. (1-tailed)	.	.000
	N	130	130
Perilaku_Seksual	Correlation Coefficient	-.391**	1.000
	Sig. (1-tailed)	.000	.
	N	130	130

** . Correlation is significant at the 0.01 level (1-tailed).

Lampiran H

Kategorisasi

		Kategori Perilaku Seksual		
		Frequency	Valid Percent	Cumulative Percent
Valid	Sedang	109	83.8	83.8
	Tinggi	21	16.2	100.0
	Total	130	100.0	

		Kategori Kontrol Diri		
		Frequency	Valid Percent	Cumulative Percent
Valid	Rendah	21	16.2	16.2
	Sedang	83	63.8	63.8
	Tinggi	26	20.0	20.0
	Rendah	21	16.2	16.2

Lampiran I

Surat Keterangan Penelitian

FAKULTAS PSIKOLOGI Jl. Pawiyatan Luhur IV/1 Bendan Duwur Semarang 50234 Telp. (024) 8441555, 8505003 (hunting) Fax. (024) 8415429 - 8445265 e-mail: unika@unika.ac.id http://www.unika.ac.id		 Unika SOEGIJAPRANATA
<u>SURAT KETERANGAN PENELITIAN</u> Nomor : 0494/B.7.3/FP/II/2022		
Dengan ini menerangkan bahwa mahasiswa berikut :		
N a m a	:	Christiani Hanny Prasetya
N I M	:	18.E1.0022
Tempat/Tanggal Lahir	:	Demak, 23 Februari 2001
Alamat	:	Jl. Kebon Agung Utara 1 No. 8, Pucang Gading, Demak
Pekerjaan	:	Mahasiswa Aktif Fakultas Psikologi Program Studi Sarjana Psikologi
No. HP	:	082134315914
Sedang melakukan proses pengambilan data penelitian Skripsi dengan judul " Hubungan Kontrol Diri Dengan Perilaku Seksual Pada Remaja ", dibawah bimbingan Dosen pembimbing Dr. Christin Wibhowo, M.Si. Proses pengambilan data berlangsung di Kota Semarang		
Demikian Surat Keterangan ini diterbitkan untuk dapat dipergunakan sebagaimana mestinya.		
Semarang, 18 Februari 2022 Ka. Progd. Sarjana Psikologi,		
 Dr. Suparmi, M. Psi. NPP: 058.1.1992.105		



PAPER NAME

18.E1.0022_C Hanny P

WORD COUNT

6361 Words

CHARACTER COUNT

41256 Characters

PAGE COUNT

38 Pages

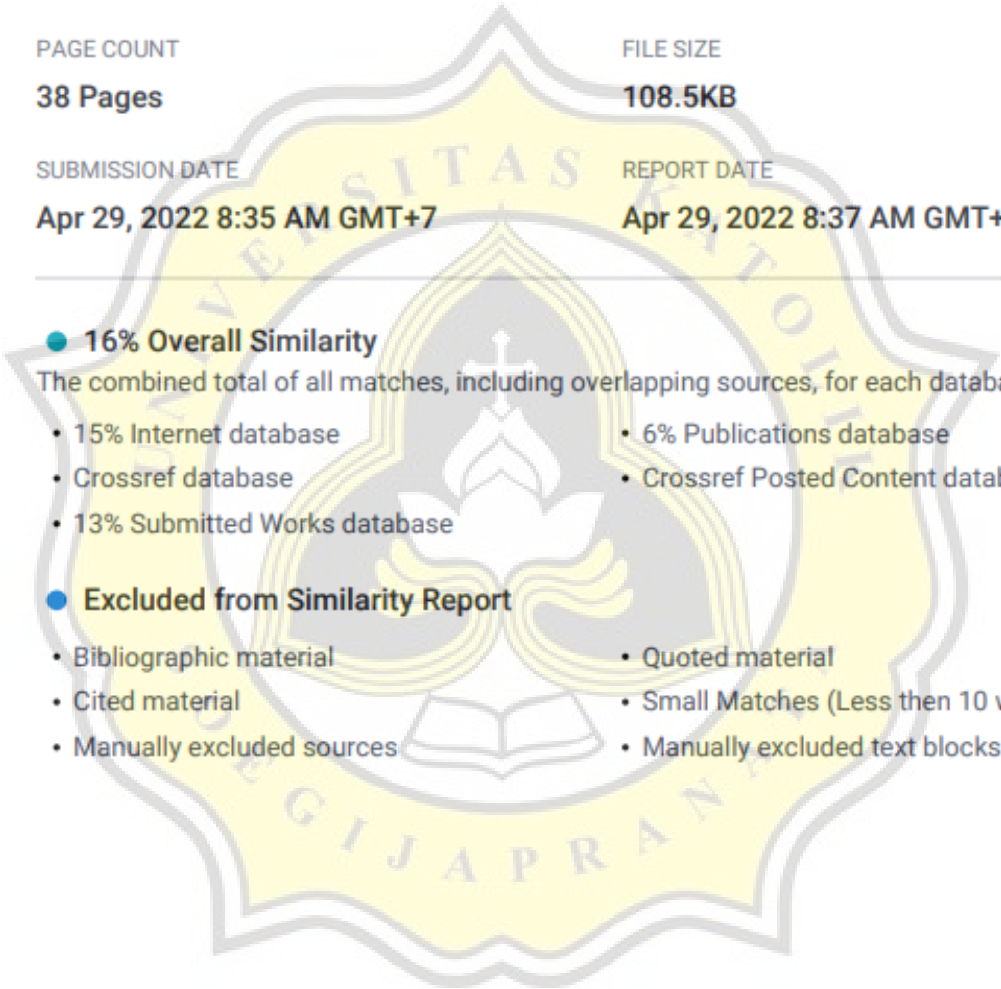
FILE SIZE

108.5KB

SUBMISSION DATE

Apr 29, 2022 8:35 AM GMT+7

REPORT DATE

Apr 29, 2022 8:37 AM GMT+7


● **16% Overall Similarity**

The combined total of all matches, including overlapping sources, for each database.

- 15% Internet database
- Crossref database
- 13% Submitted Works database
- 6% Publications database
- Crossref Posted Content database

● **Excluded from Similarity Report**

- Bibliographic material
- Cited material
- Manually excluded sources
- Quoted material
- Small Matches (Less than 10 words)
- Manually excluded text blocks