

LAMPIRAN



Lampiran 1

Data Sampel Perusahaan Pertahun

No	Kode Emiten	Nama Perusahaan
1	AISA	Tiga Pilar Sejahtera Food Tbk
2	ALTO	Tri Banyan Tirta Tbk
3	CEKA	Cahaya Kalbar Tbk
4	DLTA	Delta Djakarta Tbk
5	ICBP	Indofood CBP Sukses Makmur Tbk
6	INDF	Indofood Sukses Makmur Tbk
7	MLBI	Multi Bintang Indonesia Tbk
8	MYOR	Mayora Indah Tbk
9	PSDN	Prashida Aneka Niaga Tbk
10	ROTI	Nippon Indosari Corporindo Tbk
11	SKBM	Sekar Bumi Tbk
12	SKLT	Sekar Laut Tbk
13	ULTJ	Ultrajaya Milk Industry and Trading Company Tbk
14	UNVR	Unilever Indonesia Tbk
15	GGRM	Gudang Garam Tbk
16	HMSP	Hanjaya Mandala Sampoerna Tbk
17	RMBA	Bentoel International Investama Tbk
18	WIIM	Wismilak Inti Makmur Tbk
19	DVLA	Darya Varia Laboratoria Tbk
20	INAF	Indofarma Tbk
21	KAEF	Kimia Farma Tbk
22	KLBF	Kalbe Farma Tbk
23	MERK	Merck Tbk
24	PYFA	Pyridam Farma Tbk
25	SCPI	Merck Sharp Dohme Pharma Tbk
26	SIDO	Industri Jamu dan Farmasi Sido Muncul Tbk
27	TSPC	Tempo Scan Pasific Tbk
28	MBTO	Martina Berto Tbk
29	MRAT	Mustika Ratu Tbk
30	TCID	Mandom Indonesia Tbk
31	KICI	Kedaung Indag Can Tbk
32	LMPI	Langgeng Makmur Industry Tbk
33	CINT	Tri Banyan Tirta Tbk

Lampiran 2
Data Perhitungan
Peritungan Variabel Independen

No	Tahun	Kode Perusahaan	Nit	CFOit	Tait	AIT-1	Tait/Ait
1	2013	AISA	346.728.000.000	78.729.000.000	267.999.000.000	3.867.578.000.000	0,069294
2	2013	CEKA	65.068.958.558	19.608.725.490	45.460.233.068	1.027.692.718.504	0,044235
3	2013	DLTA	270.498.062.000	348.712.041.000	- 78.213.979.000	745.306.835.000	-0,10494
4	2013	ICBP	2.235.040.000.000	1.993.496.000.000	241.544.000.000	17.819.884.000.000	0,013555
5	2013	INDF	3.416.635.000.000	6.928.790.000.000	- 3.512.155.000.000	74.530.683.500.000	-0,04712
6	2013	MLBI	1.171.229.000.000	1.181.049.000.000	- 9.820.000.000	1.152.048.000.000	-0,00852
7	2013	MYOR	1.058.418.939.252	987.023.231.523	71.395.707.729	8.302.506.241.903	0,008599
8	2013	PSDN	21.322.248.834	81.549.809.650	- 60.227.560.816	682.611.125.989	-0,08823
9	2013	SKLT	11.440.014.188	26.893.558.457	- 15.453.544.269	249.746.467.756	-0,06188
10	2013	ULTJ	325.127.420.664	195.989.263.645	129.138.157.019	2.420.793.382.029	0,053345
11	2013	UNVR	5.352.625.000.000	6.241.679.000.000	- 889.054.000.000	11.984.979.000.000	-0,07418

12	2013	GGRM	4.383.932.000.000	2.472.971.000.000	1.910.961.000.000	41.509.325.000.000	0,046037
13	2013	HMSP	10.818.486.000.000	10.802.179.000.000	16.307.000.000	26.247.527.000.000	0,000621
14	2013	RMBA	- 1.042.068.000.000	- 1.119.248.000.000	77.180.000.000	6.935.601.000.000	0,011128
15	2013	DVLA	125.796.473.000	106.831.180.000	18.965.293.000	1.074.691.478.000	0,017647
16	2013	INAF	- 54.222.595.302	- 141.616.973.090	87.394.377.788	1.188.618.790.410	0,073526
17	2013	KAEF	215.642.329.977	253.783.664.733	- 38.141.334.756	2.076.347.580.785	-0,01837
18	2013	KLBF	1.970.452.449.686	927.163.654.212	1.043.288.795.474	9.417.957.180.958	0,110777
19	2013	MERK	175.444.757.000	185.661.031.000	- 10.216.274.000	569.430.951.000	-0,01794
20	2013	PYFA	6.195.800.338	- 5.856.771.777	12.052.572.115	135.849.510.061	0,08872
21	2013	SCPI	- 12.167.645.000	- 36.859.173.000	24.691.528.000	441.426.609.000	0,055936
22	2013	TSPC	638.535.108.795	448.669.480.614	189.865.628.181	4.632.984.970.719	0,040981
23	2013	MBTO	16.162.858.075	- 2.863.783.370	19.026.641.445	609.494.013.942	0,031217
24	2013	MRAT	- 6.700.373.076	8.221.522.955	- 14.921.896.031	455.472.778.210	-0,03276
25	2013	TCID	160.148.465.833	253.851.906.566	- 93.703.440.733	1.261.572.952.461	-0,07428
26	2013	KICI	7.419.500.718	2.412.411.340	5.007.089.378	94.955.970.131	0,052731

27	2013	LMPI	- 12.040.411.197	- 28.721.183.892	16.680.772.695	815.153.025.335	0,020463
28	2014	AISA	378.134.000.000	353.530.000.000	24.604.000.000	5.020.824.000.000	0,0049
29	2014	ALTO	- 10.135.298.976	- 30.575.376.304	20.440.077.328	1.239.053.626.858	0,016497
30	2014	ICBP	2.531.681.000.000	3.860.843.000.000	- 1.329.162.000.000	21.267.470.000.000	-0,0625
31	2014	INDF	5.146.323.000.000	9.269.318.000.000	- 4.122.995.000.000	77.611.416.000.000	-0,05312
32	2014	MLBI	794.883.000.000	913.005.000.000	- 118.122.000.000	17.821.480.000.000	-0,00663
33	2014	PSDN	- 28.175.252.332	21.202.281.251	- 49.377.533.583	681.832.333.141	-0,07242
34	2014	ROTI	188.577.521.074	364.975.619.113	- 176.398.098.039	1.822.689.047.108	-0,09678
35	2014	SKBM	89.115.994.107	48.342.031.990	40.773.962.117	497.652.557.672	0,081933
36	2014	SKLT	16.480.714.984	23.398.218.902	- 6.917.503.918	301.989.488.699	-0,02291
37	2014	ULTJ	283.360.914.211	128.022.639.236	155.338.274.975	2.811.620.982.142	0,055249
38	2014	UNVR	5.738.523.000.000	6.462.722.000.000	- 724.199.000.000	13.438.188.000.000	-0,05389
39	2014	GGRM	5.395.293.000.000	1.657.776.000.000	3.737.517.000.000	58.220.600.000.000	0,064196
40	2014	HMSP	10.181.083.000.000	11.103.195.000.000	- 922.112.000.000	27.404.594.000.000	-0,03365
41	2014	RMBA	- 2.278.718.000.000	- 1.221.283.000.000	- 1.057.435.000.000	9.232.016.000.000	-0,11454

42	2014	WIIM	112.304.822.060	44.609.246.858	67.695.575.202	1.229.011.260.881	0,055081
43	2014	DVLA	80.929.476.000	104.436.317.000	- 23.506.841.000	1.190.054.288.000	-0,01975
44	2014	KAEF	257.836.015.297	286.309.255.381	- 28.473.240.084	2.471.939.548.890	-0,01152
45	2014	KLBF	2.121.090.581.630	2.316.125.821.045	- 195.035.239.415	11.315.061.275.026	-0,01724
46	2014	PYFA	2.657.665.405	1.472.541.371	1.185.124.034	175.118.921.406	0,006768
47	2014	SIDO	415.193.000.000	369.322.000.000	45.871.000.000	2.951.507.000.000	0,015542
48	2014	TSPC	584.293.062.124	512.956.089.428	71.336.972.696	5.407.957.915.805	0,013191
49	2014	MBTO	2.925.070.199	2.367.299.124	557.771.075	611.769.745.328	0,000912
50	2014	MRAT	7.371.973.842	- 22.679.473.943	30.051.447.785	439.583.727.200	0,068363
51	2014	TCID	174.314.394.101	123.551.162.065	50.763.232.036	1.465.952.460.752	0,034628
52	2014	KICI	4.703.508.241	1.313.583.361	3.389.924.880	98.295.722.100	0,034487
53	2014	LMPI	1.710.590.575	7.786.642.389	- 6.076.051.814	822.189.506.877	-0,00739
54	2014	CINT	25.375.295.609	24.518.758.096	856.537.513	262.915.458.679	0,003258
55	2015	AISA	373.750.000.000	399.185.000.000	- 25.435.000.000	7.373.868.000.000	-0,00345
56	2015	ALTO	- 24.345.726.797	- 11.384.467.878	- 12.961.258.919	1.502.519.389.759	-0,00863

57	2015	CEKA	106.549.446.980	168.614.370.234	- 62.064.923.254	1.284.150.037.341	-0,04833
58	2015	DLTA	192.045.199.000	246.625.414.000	- 54.580.215.000	991.947.134.000	-0,05502
59	2015	ICBP	2.923.148.000.000	3.485.533.000.000	- 562.385.000.000	24.910.211.000.000	-0,02258
60	2015	INDF	3.709.501.000.000	4.213.613.000.000	- 504.112.000.000	85.938.885.000.000	-0,00587
61	2015	MYOR	1.250.233.128.560	2.336.785.497.955	- 1.086.552.369.395	10.291.108.029.334	-0,10558
62	2015	PSDN	- 42.619.829.577	- 22.726.926.832	- 19.892.902.745	620.928.440.332	-0,03204
63	2015	SKBM	40.150.568.621	62.469.996.482	- 22.319.427.861	649.534.031.113	-0,03436
64	2015	SKLT	20.066.791.849	29.666.923.359	- 9.600.131.510	331.574.891.637	-0,02895
65	2015	ULTJ	523.100.215.029	699.677.362.879	- 176.577.147.850	2.917.083.567.355	-0,06053
66	2015	UNVR	5.851.805.000.000	6.299.051.000.000	- 447.246.000.000	14.280.670.000.000	-0,03132
67	2015	GGRM	6.452.834.000.000	3.200.820.000.000	3.252.014.000.000	50.770.215.000.000	0,064054
68	2015	RMBA	- 1.638.538.000.000	- 2.823.747.000.000	1.185.209.000.000	10.250.546.000.000	0,115624
69	2015	WIIM	131.081.111.587	62.869.126.110	68.211.985.477	1.332.907.675.785	0,051175
70	2015	INAF	6.565.707.419	134.284.985.659	- 127.719.278.240	1.248.343.275.406	-0,10231
71	2015	KAEF	252.972.506.074	175.966.862.348	77.005.643.726	2.968.184.626.297	0,025944

72	2015	KLBF	2.057.694.281.873	2.456.995.428.106	- 399.301.146.233	12.425.032.367.729	-0,03214
73	2015	MERK	142.545.462.000	160.700.345.000	- 18.154.883.000	696.946.318.000	-0,02605
74	2015	PYFA	3.087.104.465	15.699.910.434	- 12.612.805.969	172.736.624.689	-0,07302
75	2015	SCPI	139.321.698.000	29.185.794.000	168.507.492.000	1.317.314.767.000	0,127917
76	2015	SIDO	437.475.000.000	369.322.000.000	68.153.000.000	2.821.399.000.000	0,024156
77	2015	TSPC	529.218.651.807	778.361.981.647	- 249.143.329.840	5.592.730.492.960	-0,04455
78	2015	MBTO	- 14.056.549.894	1.011.148.821	- 15.067.698.715	619.383.082.066	-0,02433
79	2015	MRAT	1.045.990.311	8.272.888.090	9.318.878.401	498.786.376.745	0,018683
80	2015	KICI	- 13.000.883.220	4.055.527.244	- 8.945.355.976	96.745.744.221	-0,09246
81	2015	LMPI	3.968.046.308	16.467.774.299	- 12.499.727.991	808.892.238.344	-0,01545
82	2015	CINT	29.477.807.514	23.809.570.988	5.668.236.526	365.091.839.717	0,015526
83	2016	AISA	719.228.000.000	463.580.000.000	255.648.000.000	9.060.980.000.000	0,028214
84	2016	ALTO	- 26.500.565.763	20.444.874.139	- 46.945.439.902	1.180.228.072.164	-0,03978
85	2016	CEKA	249.697.013.626	176.087.317.362	73.609.696.264	1.485.826.210.015	0,049541
86	2016	DLTA	254.509.268.000	259.851.506.000	- 5.342.238.000	1.038.321.916.000	-0,00515

87	2016	ICBP	3.631.301.000.000	4.584.964.000.000	- 953.663.000.000	26.560.624.000.000	-0,03591
88	2016	INDF	5.266.906.000.000	7.175.603.000.000	- 1.908.697.000.000	91.831.526.000.000	-0,02078
89	2016	MYOR	1.388.676.127.665	659.314.197.175	729.361.930.490	11.342.715.686.221	0,064302
90	2016	SKBM	22.545.456.050	33.834.235.357	56.379.691.407	764.484.248.710	0,073749
91	2016	SKLT	20.646.121.074	1.641.040.298	19.005.080.776	377.110.748.359	0,050397
92	2016	ULTJ	709.825.635.742	779.108.645.836	- 69.283.010.094	3.539.995.910.248	-0,01957
93	2016	UNVR	6.390.672.000.000	6.684.219.000.000	- 293.547.000.000	15.729.945.000.000	-0,01866
94	2016	GGRM	6.672.682.000.000	6.937.650.000.000	- 264.968.000.000	63.505.413.000.000	-0,00417
95	2016	HMSP	12.762.229.000.000	14.076.579.000.000	- 1.314.350.000.000	38.010.724.000.000	-0,03458
96	2016	RMBA	- 2.085.811.000.000	- 2.567.883.000.000	482.072.000.000	12.667.314.000.000	0,038056
97	2016	WIIM	106.290.306.868	136.703.864.740	- 30.413.557.872	1.342.700.045.391	-0,02265
98	2016	DVLA	152.083.400.000	187.475.539.000	- 35.392.139.000	1.376.278.237.000	-0,02572
99	2016	KAEF	271.597.947.663	198.050.928.786	73.547.018.877	3.434.879.313.034	0,021412
100	2016	KLBF	2.350.884.933.551	2.159.833.281.176	191.051.652.375	13.696.417.381.439	0,013949
101	2016	MERK	153.842.847.000	169.161.270.000	- 15.318.423.000	641.646.818.000	-0,02387

102	2016	PYFA	5.146.317.041	7.052.759.074	- 1.906.442.033	159.951.537.229	-0,01192
103	2016	SCPI	134.727.271.000	194.570.946.000	- 59.843.675.000	1.510.747.778.000	-0,03961
104	2016	SIDO	480.528.000.000	464.748.000.000	15.780.000.000	2.796.111.000.000	0,005644
105	2016	TSPC	545.493.536.262	491.655.348.447	53.838.187.815	6.284.729.099.203	0,008567
106	2016	MBTO	8.813.611.079	4.896.207.231	3.917.403.848	648.899.377.240	0,006037
107	2016	MRAT	- 5.549.465.678	- 16.529.433.388	10.979.967.710	500.138.658.228	0,021954
108	2016	TCID	162.059.596.347	264.194.256.792	- 102.134.660.445	2.082.096.848.703	-0,04905
109	2016	KICI	362.936.663	- 97.291.055	460.227.718	133.831.888.816	0,003439
110	2016	LMPI	6.933.035.457	17.977.995.613	- 11.044.960.156	193.093.512.600	-0,0572
111	2016	CINT	20.619.309.858	39.761.184.974	- 19.141.875.116	382.807.494.765	-0,05
112	2017	ALTO	- 62.849.581.665	5.602.434.448	- 68.452.016.113	1.165.093.632.823	-0,05875
113	2017	CEKA	107.420.886.839	208.851.008.007	- 101.430.121.168	1.425.964.152.418	-0,07113
114	2017	DLTA	279.772.635.000	342.202.126.000	- 62.429.491.000	1.197.796.650.000	-0,05212
115	2017	ICBP	3.543.173.000.000	5.174.368.000.000	- 1.631.195.000.000	28.901.948.000.000	-0,05644
116	2017	INDF	5.145.063.000.000	6.507.803.000.000	- 1.362.740.000.000	82.174.515.000.000	-0,01658

117	2017	MLBI	1.322.067.000.000	1.331.611.000.000	- 9.544.000.000	2.275.038.000.000	-0,0042
118	2017	MYOR	1.630.953.830.693	1.275.530.669.068	355.423.161.625	12.922.421.859.142	0,027504
119	2017	PSDN	32.150.564.335	- 24.864.871.829	57.015.436.164	653.796.725.408	0,087207
120	2017	ROTI	135.364.021.139	370.617.213.073	- 235.253.191.934	2.919.640.858.718	-0,08058
121	2017	SKBM	25.880.464.791	- 98.662.799.904	124.543.264.695	1.001.657.012.004	0,124337
122	2017	SKLT	22.970.715.348	2.153.248.753	20.817.466.595	568.239.939.951	0,036635
123	2017	ULTJ	711.681.000.000	1.072.516.000.000	- 360.835.000.000	4.239.199.641.365	-0,08512
124	2017	UNVR	7.004.562.000.000	7.059.862.000.000	- 55.300.000.000	16.745.695.000.000	-0,0033
125	2017	GGRM	7.755.347.000.000	8.204.579.000.000	- 449.232.000.000	62.951.634.000.000	-0,00714
126	2017	HMSP	12.670.534.000.000	15.376.315.000.000	- 2.705.781.000.000	42.508.277.000.000	-0,06365
127	2017	RMBA	480.063.000.000	6.706.000.000	473.357.000.000	13.470.943.000.000	0,035139
128	2017	DVLA	162.249.293.000	230.738.193.000	- 68.488.900.000	1.531.365.558.000	-0,04472
129	2017	KAEF	441.787.517.461	6.241.243.864	435.546.273.597	4.612.562.541.064	0,094426
130	2017	KLBF	2.453.251.410.604	2.008.316.536.066	444.934.874.538	15.226.009.210.657	0,029222
131	2017	MERK	144.677.294.000	129.919.801.000	14.757.493.000	743.934.894.000	0,019837

132	2017	PYFA	1.707.024.036	593.371.171	1.113.652.865	167.062.795.608	0,006666
133	2017	SCPI	122.515.010.000	227.833.077.000	- 105.318.067.000	1.393.083.772.000	-0,0756
134	2017	SIDO	533.799.000.000	640.695.000.000	- 106.896.000.000	2.987.614.000.000	-0,03578
135	2017	TSPC	557.339.581.996	544.164.330.634	13.175.251.362	6.585.807.349.438	0,002001
136	2017	MBTO	- 24.690.826.118	- 33.053.446.183	8.362.620.065	709.959.168.088	0,011779
137	2017	MRAT	- 1.283.332.109	- 10.355.155.394	9.071.823.285	483.037.173.864	0,018781
138	2017	TCID	179.126.382.068	363.708.428.317	- 184.582.046.249	2.185.101.038.101	-0,08447
139	2017	KICI	7.946.916.114	6.225.044.449	1.721.871.665	139.809.135.385	0,012316
140	2017	LMPI	1.012.321.875	3.006.563.874	- 1.994.241.999	810.364.824.722	-0,00246
141	2017	CINT	29.648.261.092	33.220.121.814	- 3.571.860.722	399.336.626.636	-0,00894

No	Tahun	Kode Perusahaan	Revit	Recit	PPEit	1/ait-1
1	2013	AISA	1.309.112.000.000	344.649.000.000	1.443.553.000.000	0,000000000000259
2	2013	CEKA	1.408.361.524.915	35.039.807.705	215.529.943.760	0,000000000000973
3	2013	DLTA	1.999.638.721.452	- 31.951.015.000	93.078.878.000	0,000000000000134
4	2013	ICBP	3.377.768.000.000	201.296.000.000	4.844.407.000.000	0,00000000000006

5	2013	INDF	7.530.450.000.000	1.699.806.000.000	22.237.661.000.000	0,00000000000001
6	2013	MLBI	1.995.005.000.000	- 4.938.000.000	1.075.896.000.000	0,000000000000087
7	2013	MYOR	1.507.211.463.505	760.849.282.679	3.114.326.724.682	0,000000000000012
8	2013	PSDN	- 25.563.675.863	5.584.637.868	275.646.225.705	0,000000000000146
9	2013	SKLT	165.324.332.037	22.551.855.498	126.032.023.952	0,000000000000400
10	2013	ULTJ	650.379.941.636	71.148.613.995	965.974.994.305	0,000000000000041
11	2013	UNVR	3.454.187.000.000	198.732.000.000	6.874.177.000.000	0,000000000000008
12	2013	GGRM	6.408.258.000.000	813.547.000.000	14.788.915.000.000	0,000000000000002
13	2013	HMSP	8.399.084.000.000	316.615.000.000	4.708.669.000.000	0,000000000000004
14	2013	RMBA	2.423.605.000.000	84.265.000.000	2.651.799.000.000	0,000000000000014
15	2013	DVLA	14.304.301.000	- 12.897.823.000	243.055.168.000	0,000000000000093
16	2013	INAF	181.447.934.990	34.401.263.063	367.912.766.507	0,000000000000084
17	2013	KAEF	613.832.887.076	87.847.908.706	498.644.378.133	0,000000000000048
18	2013	KLBF	2.365.725.878.091	339.983.943.702	2.925.546.783.050	0,000000000000011
19	2013	MERK	- 928.682.871.698	69.130.672.000	61.626.794.000	0,000000000000176
20	2013	PYFA	15.824.751.508	- 294.530.243	97.554.474.825	0,000000000000736

21	2013	SCPI	104.259.056.000	66.477.786.000	214.208.492.000	0,0000000000227
22	2013	TSPC	224.079.679.778	63.016.983.613	1.203.851.892.215	0,0000000000022
23	2013	MBTO	- 76.503.812.752	- 11.576.313.959	134.670.265.336	0,0000000000164
24	2013	MRAT	- 100.069.793.321	- 48.349.651.025	82.093.848.155	0,0000000000220
25	2013	TCID	176.746.576.968	36.992.704	684.459.614.584	0,0000000000079
26	2013	KICI	4.242.442.312	3.660.579.867	8.717.131.863	0,0000000001053
27	2013	LMPI	77.851.096.272	33.686.162.496	280.320.061.937	0,0000000000123
28	2014	AISA	1.083.239.000.000	439.414.000.000	1.785.691.000.000	0,0000000000020
29	2014	ALTO	- 154.798.103.937	- 74.477.275.118	502.483.397.341	0,0000000000081
30	2014	ICBP	4.927.782.000.000	9.037.776.000.000	5.809.450.000.000	0,0000000000005
31	2014	INDF	5.862.454.000.000	1.181.564.000.000	21.982.095.000.000	0,0000000000001
32	2014	MLBI	- 573.488.000.000	220.184.000.000	1.315.305.000.000	0,0000000000006
33	2014	PSDN	- 304.472.014.495	17.329.683.626	294.074.971.399	0,0000000000147
34	2014	ROTI	374.742.964.006	30.598.972.672	1.679.981.558.119	0,0000000000055
35	2014	SKBM	184.146.646.221	29.067.813.014	250.714.045.211	0,0000000000201

36	2014	SKLT	114.370.976.618	7.428.627.946	135.210.633.301	0,00000000000331
37	2014	ULTJ	456.558.117.348	26.552.586.865	1.003.229.206.363	0,00000000000036
38	2014	UNVR	3.754.099.000.000	270.541.000.000	7.348.025.000.000	0,00000000000007
39	2014	GGRM	9.748.896.000.000	- 663.811.000.000	18.973.272.000.000	0,00000000000002
40	2014	HMSP	5.664.932.000.000	- 383.515.000.000	5.919.600.000.000	0,00000000000004
41	2014	RMBA	1.817.541.000.000	459.909.000.000	3.768.657.000.000	0,00000000000011
42	2014	WIIM	73.511.000.166	14.691.722.387	309.830.060.177	0,00000000000081
43	2014	DVLA	2.137.605.000	- 25.832.045.000	267.039.943.000	0,00000000000084
44	2014	KAEF	172.950.011.615	- 31.646.183.731	568.868.648.432	0,00000000000040
45	2014	KLBF	1.366.401.490.510	201.724.748.803	3.404.457.131.056	0,00000000000009
46	2014	PYFA	29.746.676.348	9.323.187.512	91.716.051.981	0,00000000000571
47	2014	SIDO	- 174.457.000.000	- 7.419.000.000	791.081.000.000	0,00000000000034
48	2014	TSPC	657.225.804.466	30.854.393.955	1.554.389.853.202	0,00000000000018
49	2014	MBTO	30.114.263.528	25.622.895.729	148.954.451.135	0,00000000000163
50	2014	MRAT	76.619.556.097	62.078.350.063	77.533.423.631	0,00000000000227
51	2014	TCID	280.304.149.444	30.072.204.906	923.951.560.313	0,00000000000068
52	2014	KICI	3.941.621.780	126.246.692	8.253.323.849	0,00000000001017

53	2014	LMPI	- 162.563.760.792	21.458.772.038	264.086.403.130	0,00000000000122
54	2014	CINT	- 4.685.325.268	14.591.633.528	152.203.350.676	0,00000000000380
55	2015	AISA	870.921.000.000	634.504.000.000	2.290.408.000.000	0,00000000000014
56	2015	ALTO	- 30.620.541.483	- 13.037.632.171	583.093.655.136	0,00000000000067
57	2015	CEKA	- 216.134.959.838	- 54.856.986.152	221.003.080.305	0,00000000000078
58	2015	DLTA	- 538.501.495.000	- 66.030.650.000	105.314.440.000	0,00000000000101
59	2015	ICBP	1.718.631.000.000	- 8.294.495.000.000	6.555.660.000.000	0,00000000000004
60	2015	INDF	467.495.000.000	700.747.000.000	25.096.342.000.000	0,00000000000001
61	2015	MYOR	649.642.357.609	322.059.549.622	3.770.695.841.693	0,00000000000010
62	2015	PSDN	- 90.174.230.905	- 43.102.578.666	287.327.682.169	0,00000000000161
63	2015	SKBM	- 118.519.323.060	- 14.826.607.766	393.331.492.683	0,00000000000154
64	2015	SKLT	63.688.207.047	7.349.000.545	148.556.690.479	0,00000000000302
65	2015	ULTJ	477.143.317.748	53.027.481.490	1.160.712.905.883	0,00000000000034

66	2015	UNVR	1.972.496.000.000	349.111.000.000	8.320.917.000.000	0,00000000000007
67	2015	GGRM	5.179.723.000.000	35.823.000.000	20.106.488.000.000	0,00000000000002
68	2015	RMBA	2.723.196.000.000	- 202.037.000.000	4.332.221.000.000	0,00000000000010
69	2015	WIIM	24.262.330.301	- 9.719.758.656	331.748.299.750	0,00000000000075
70	2015	INAF	240.462.089.542	- 265.701.145	398.427.199.954	0,00000000000080
71	2015	KAEF	339.347.483.524	40.421.967.835	681.742.779.981	0,00000000000034
72	2015	KLBF	518.931.675.763	7.836.118.654	3.938.494.051.483	0,00000000000008
73	2015	MERK	120.238.936.000	18.126.879.000	110.784.138.000	0,00000000000143
74	2015	PYFA	- 4.458.486.106	- 9.351.369.384	84.152.132.186	0,00000000000579
75	2015	SCPI	1.294.753.680.000	278.865.324.555	238.683.029.000	0,00000000000076
76	2015	SIDO	20.629.000.000	13.044.000.000	961.873.000.000	0,00000000000035
77	2015	TSPC	669.366.829.592	83.604.853.552	1.616.562.460.878	0,00000000000018
78	2015	MBTO	23.383.902.528	33.554.829.077	145.278.949.208	0,00000000000161
79	2015	MRAT	- 6.654.369.095	13.155.451.580	70.599.261.506	0,00000000000200
80	2015	KICI	- 11.236.594.379	- 424.018.631	49.109.501.110	0,00000000001034
81	2015	LMPI	4.013.388.545.232	- 8.254.611.678	261.750.620.000	0,00000000000124

82	2015	CINT	31.786.348.742	- 14.744.365.530	159.053.244.425	0,0000000000274
83	2016	AISA	534.785.000.000	415.111.000.000	2.587.235.000.000	0,0000000000011
84	2016	ALTO	- 5.310.329.549	- 4.789.879.439	605.273.515.445	0,0000000000085
85	2016	CEKA	629.807.930.819	22.167.295.243	215.976.492.549	0,0000000000067
86	2016	DLTA	85.481.150.000	118.002.000	96.275.498.000	0,0000000000096
87	2016	ICBP	2.724.975.000.000	523.372.000.000	7.114.288.000.000	0,0000000000004
88	2016	INDF	2.688.370.000.000	361.032.000.000	25.701.913.000.000	0,0000000000001
89	2016	MYOR	3.531.229.262.511	995.853.612.188	3.859.420.029.792	0,0000000000009
90	2016	SKBM	138.870.347.782	63.796.665.912	436.018.707.335	0,0000000000131
91	2016	SKLT	88.742.641.675	20.272.822.266	299.674.475.232	0,0000000000265
92	2016	ULTJ	292.055.233.184	14.293.795.570	1.042.072.000.000	0,0000000000028
93	2016	UNVR	3.569.702.000.000	463.631.000.000	9.529.476.000.000	0,0000000000006
94	2016	GGRM	5.908.574.000.000	521.851.000.000	20.498.950.000.000	0,0000000000002
95	2016	HMSP	6.397.351.000.000	863.784.000.000	6.988.232.000.000	0,0000000000003
96	2016	RMBA	2.414.629.000.000	727.956.000.000	4.435.125.000.000	0,0000000000008
97	2016	WIIM	153.624.044.339	701.148.786	330.448.090.705	0,0000000000074
98	2016	DVLA	145.258.544.000	63.278.910.000	404.599.316.000	0,0000000000073

99	2016	KAEF	951.131.172.907	254.679.787.996	1.687.785.385.991	0,00000000000029
100	2016	KLBF	1.486.766.734.184	276.426.657.205	4.555.756.101.580	0,00000000000007
101	2016	MERK	51.360.419.000	- 12.345.137.000	129.991.953.000	0,00000000000156
102	2016	PYFA	- 892.337.469	8.470.696.274	79.954.782.788	0,00000000000625
103	2016	SCPI	139.262.541.000	- 405.222.353.000	248.359.968.000	0,00000000000066
104	2016	SIDO	343.270.000.000	31.604.000.000	1.051.227.000.000	0,00000000000036
105	2016	TSPC	956.757.126.663	28.310.191.843	1.806.744.212.273	0,00000000000016
106	2016	MBTO	- 9.338.831.426	9.899.340.963	146.765.140.999	0,00000000000154
107	2016	MRAT	- 83.731.387.240	- 12.509.648.986	64.730.154.674	0,00000000000200
108	2016	TCID	211.886.310.094	- 109.059.553.495	935.344.860.312	0,00000000000048
109	2016	KICI	7.647.302.913	8.204.964.031	46.674.790.441	0,00000000000747
110	2016	LMPI	- 4.114.990.456.903	17.049.594.150	261.611.696.096	0,00000000000518
111	2016	CINT	12.196.256.302	- 4.721.787.029	181.812.363.868	0,00000000000261
112	2017	ALTO	- 34.327.511.526	- 14.464.549.126	693.121.939.593	0,00000000000086
113	2017	CEKA	142.196.725.735	7.545.982.893	212.312.805.803	0,00000000000070

114	2017	DLTA	118.689.429.000	- 2.377.731.000	89.978.944.000	0,00000000000083
115	2017	ICBP	1.140.524.000.000	150.046.000.000	8.120.254.000.000	0,00000000000003
116	2017	INDF	3.436.301.000.000	422.887.000.000	29.787.303.000.000	0,00000000000001
117	2017	MLBI	126.425.000.000	282.817.000.000	1.364.086.000.000	0,00000000000044
118	2017	MYOR	2.466.714.050.115	10.072.287.293.975	3.968.757.426.360	0,00000000000008
119	2017	PSDN	466.674.610.555	29.620.296.450	269.910.638.722	0,00000000000153
120	2017	ROTI	- 30.820.788.653	44.536.143.716	1.993.663.314.016	0,00000000000034
121	2017	SKBM	340.371.271.382	42.415.087.668	485.558.490.029	0,00000000000100
122	2017	SKLT	80.338.386.896	7.786.586.246	369.154.730.541	0,00000000000176
123	2017	ULTJ	193.571.082.645	42.206.000.000	1.336.398.000.000	0,00000000000024
124	2017	UNVR	1.150.778.000.000	1.007.297.000.000	10.422.133.000.000	0,00000000000006
125	2017	GGRM	7.031.778.000.000	139.148.000.000	21.408.575.000.000	0,00000000000002
126	2017	HMSP	3.624.827.000.000	275.396.000.000	6.890.750.000.000	0,00000000000002
127	2017	RMBA	1.029.889.000.000	291.565.000.000	4.987.984.000.000	0,00000000000007
128	2017	DVLA	124.290.628.000	17.150.090.000	395.989.095.000	0,00000000000065
129	2017	KAEF	315.976.712.972	116.968.061.750	1.006.745.257.089	0,00000000000022
130	2017	KLBF	807.889.209.111	245.210.919.510	5.342.659.713.054	0,00000000000007

131	2017	MERK	121.841.265.000	61.964.311.000	177.729.098.000	0,00000000000134
132	2017	PYFA	- 110.318.077.446	- 1.388.380.851	81.199.618.735	0,00000000000599
133	2017	SCPI	- 215.210.873.000	149.358.097.000	255.859.676.000	0,00000000000072
134	2017	SIDO	- 2.304.422.000.000	60.118.000.000	1.215.176.000.000	0,00000000000033
135	2017	TSPC	427.223.051.357	163.159.528.052	1.984.179.208.981	0,00000000000015
136	2017	MBTO	46.133.422.703	41.116.490.830	151.096.093.283	0,00000000000141
137	2017	MRAT	317.320.980	- 5.818.541.513	62.835.680.941	0,00000000000207
138	2017	TCID	179.618.683.751	74.051.756.625	964.642.806.296	0,00000000000046
139	2017	KICI	14.032.688.018	- 1.381.347.931	45.101.494.586	0,00000000000715
140	2017	LMPI	16.147.334.206	- 21.847.184.965	262.152.976.679	0,00000000000123
141	2017	CINT	46.529.705.613	- 3.146.098.547	234.751.563.051	0,00000000000250

No	Tahun	Kode Perusahaan	REVit/AIT-1	RECit/AIT-1	REV-REC/Ait-1	PPEit/AIT-1	PERKALIAN KOEFISIEN	NDACCit	DAit		
1	2013	AISA	0,338484	0,089112359	0,2493713	0,373244702	0,0000000000000000	0,0007481	0,00784	0,00709002481656	0,07638377920238
2	2013	CEKA	1,370411116	0,034095608	1,3363155	0,209722167	0,0000000000000001	0,0040089	-0,0044	0,00039521897938	0,04463045802454
3	2013	DLTA	2,682973814	-0,04286961	2,7258434	0,124886656	0,0000000000000001	0,0081775	0,00262	0,00555491051060	0,11049689591451
4	2013	ICBP	0,189550504	0,011296145	0,1782544	0,271854014	0,0000000000000000	0,0005348	0,00571	0,00517417122356	0,01872891714671
5	2013	INDF	0,101038252	0,022806795	0,0782315	0,298369208	0,0000000000000000	0,0002347	0,00627	0,00603105899331	0,04109255285442
6	2013	MLBI	1,731703019	-0,00428628	1,7359893	0,933898588	0,0000000000000001	0,0052080	0,01961	0,01440390244156	0,00587995205060
7	2013	MYOR	0,181536926	0,091640917	0,0898960	0,375106821	0,0000000000000000	0,0002697	0,00788	0,00760755521713	0,01620685109825
8	2013	PSDN	-0,03744984	0,008181287	0,0456311	0,403811504	0,0000000000000002	0,0001369	0,00848	0,00861693496786	0,07961420941722
9	2013	SKLT	0,66196865	0,090298997	0,5716697	0,504639866	0,0000000000000004	0,0017150	-0,0106	0,00888242822129	0,05299450004060
10	2013	ULTJ	0,268663962	0,029390618	0,2392733	0,3990324	0,0000000000000000	0,0007178	0,00838	0,00766186037816	0,06100724622466

11	2013	UNVR	0,288209683	0,016581756	0,2716279	0,573566045	0,00000000000000	0,0008149	-	-	0,01123000315645	0,06295068585435
12	2013	GGRM	0,154381166	0,019599138	0,1347820	0,356279342	0,00000000000000	0,0004043	-	-	0,00707752009940	0,05311442867356
13	2013	HMSP	0,319995251	0,01206266	0,3079326	0,179394767	0,00000000000000	0,0009238	-	-	0,00284349234120	0,00346476991909
14	2013	RMBA	0,349444122	0,012149632	0,3372945	0,382345957	0,00000000000000	0,0010119	-	-	0,00701738162273	0,01814547275715
15	2013	DVLA	0,013310146	-0,01200142	0,0253116	0,226162739	0,00000000000001	0,0000759	-	-	0,00467348281698	0,02232068053673
16	2013	INAF	0,152654439	0,028942217	0,1237122	0,309529657	0,00000000000001	0,0003711	-	-	0,00612898613048	0,07965497990840
17	2013	KAEF	0,295631084	0,042308865	0,2533222	0,240154579	0,00000000000001	0,0007600	-	-	0,00428327948941	0,01408615687518
18	2013	KLBF	0,251193102	0,036099542	0,2150936	0,310634963	0,00000000000000	0,0006453	-	-	0,00587805354996	0,11665460258581
19	2013	MERK	-1,63089637	0,121403081	1,7522995	0,108225227	0,00000000000002	0,0052569	-	-	0,00752962812709	0,01041157085772
20	2013	PYFA	0,116487365	-0,00216806	0,1186554	0,718106932	0,00000000000008	0,0003560	-	-	0,01472427927906	0,10344430564932
21	2013	SCPI	0,236186614	0,150597596	0,0855890	0,485264113	0,00000000000002	0,0002568	-	-	0,00993377932500	0,06586952831833

22	2013	TSPC	0,048366157	0,01360181	0,0347643	0,259843686	0,00000000000000	0,0001043	-	-	0,00535242436674	0,04633369872462
23	2013	MBTO	-0,1255202	-0,01899332	-	0,220954205	0,000000000000002	0,0003196	-	-	0,00495961896143	0,03617672857985
24	2013	MRAT	-0,21970532	-0,10615267	-	0,180238759	0,000000000000002	0,0003407	-	-	0,00412567189090	0,02863566258367
25	2013	TCID	0,140100164	-2,9323E-05	0,1401295	0,542544617	0,000000000000001	0,0004204	-	-	0,01097304850285	0,06330203844334
26	2013	KICI	0,044677995	-0,03855029	0,0832283	0,09180183	0,000000000000012	0,0002497	-	-	0,00167815359429	0,05440879676599
27	2013	LMPI	0,095504885	0,041324955	0,0541799	0,343886428	0,000000000000001	0,0001625	-	-	0,00705907519263	0,02752243872875
28	2014	AISA	0,215749248	0,087518304	0,1282309	0,35565696	0,000000000000000	0,0003847	-	-	0,00708410332646	0,01198449417864
29	2014	ALTO	-0,12493253	-0,06010819	-	0,405538055	0,000000000000001	0,0001945	-	-	0,00871077215437	0,02520729569858
30	2014	ICBP	0,231705135	0,424957741	-	0,273161312	0,000000000000000	0,0005798	-	-	0,00631614536191	0,05618127440641
31	2014	INDF	0,075535975	-0,0152241	0,0907601	0,283232753	0,000000000000000	0,0002723	-	-	0,00567560758072	0,04744795609708
32	2014	MLBI	-0,03217959	0,012354978	-	0,073804476	0,000000000000000	0,0001336	-	-	0,00168349772297	0,00494457132629

33	2014	PSDN	-0,44654969	0,025416342	-	0,4719660	0,431301006	0,000000000000002	0,0014159	0,00906	0,01047321921628	0,06194566029848
34	2014	ROTI	0,205598955	0,016787818	0,1888111	0,921704973	0,000000000000001	0,0005664	0,01936	-	0,01878937101247	0,07798966999778
35	2014	SKBM	0,370030543	-0,05840985	0,4284404	0,503793342	0,000000000000002	0,0012853	0,01058	-	0,00929433899296	0,09122692727852
36	2014	SKLT	0,378725025	0,024598962	0,3541261	0,447732912	0,000000000000004	0,0010624	-0,0094	-	0,00834001297245	0,01456642641324
37	2014	ULTJ	0,162382526	0,009443871	0,1529387	0,356815237	0,000000000000000	0,0004588	0,00749	-	0,00703430400747	0,06228295806206
38	2014	UNVR	0,279360506	0,020132253	0,2592283	0,546801771	0,000000000000000	0,0007777	0,01148	-	0,01070515243573	0,04318596740870
39	2014	GGRM	0,167447536	-0,01140165	0,1788492	0,325885889	0,000000000000000	0,0005365	0,00684	-	0,00630705611072	0,07050283904666
40	2014	HMSP	0,206714684	-0,01399455	0,2207092	0,216007579	0,000000000000000	0,0006621	0,00454	-	0,00387403144889	0,02977404959913
41	2014	RMBA	0,196873684	0,049816746	0,1470569	0,408216039	0,000000000000000	0,0004412	0,00857	-	0,00813136599850	0,10640862180048
42	2014	WIIM	0,059813122	0,011954099	0,0478590	0,252097007	0,000000000000001	0,0001436	0,00529	-	0,00515046007457	0,06023179037376
43	2014	DVLA	0,001796225	-0,02170661	0,0235028	0,224393077	0,000000000000001	0,0000705	0,00471	-	0,00464174610242	0,01511100067311

44	2014	KAEF	0,069965308	-0,01280217	0,0827675	0,230130485	0,00000000000000	0,0002483	-	-	0,00458443776916	-	0,00693414491494
45	2014	KLBF	0,120759531	0,017827986	0,1029315	0,300878365	0,00000000000000	0,0003088	-	-	0,00600965101949	-	0,01122713052985
46	2014	PYFA	0,169865575	0,053239178	0,1166264	0,52373582	0,000000000000006	0,0003499	-	-	0,01064857303888	-	0,01741611148924
47	2014	SIDO	-0,05910777	-0,00251363	0,0565941	0,26802613	0,00000000000000	0,0001698	-	-	0,00579833115760	-	0,02133988332062
48	2014	TSPC	0,121529386	0,005705369	0,1158240	0,287426396	0,00000000000000	0,0003475	-	-	0,00568848226348	-	0,01887959317940
49	2014	MBTO	0,049224833	0,041883235	0,0073416	0,243481232	0,000000000000002	0,0000220	-	-	0,00509108107129	-	0,00600281474112
50	2014	MRAT	0,174300256	0,141220765	0,0330795	0,176379194	0,000000000000003	0,0000992	-	-	0,00360472460669	-	0,07196814646586
51	2014	TCID	0,191209577	0,020513765	0,1706958	0,63027389	0,000000000000001	0,0005121	-	-	0,01272366426083	-	0,04735182130895
52	2014	KICI	0,040099627	0,001284356	0,0388153	0,083964222	0,000000000000011	0,0001164	-	-	0,00164680285261	-	0,03613380602607
53	2014	LMPI	-0,19772055	0,026099545	0,2238201	0,321198946	0,000000000000001	0,0006715	-	-	0,00741663815119	-	0,00002655136076
54	2014	CINT	-0,01782065	0,055499337	0,0733200	0,578906054	0,000000000000004	0,0002200	-	-	0,01237698710043	-	0,01563483096135

55	2015	AISA	0,118109112	0,086047648	0,0320615	0,310611473	0,00000000000000	0,0000962	-	-	0,00642665653901	0,00297731353477
56	2015	ALTO	-0,02037947	-0,00867718	-	0,388077291	0,000000000000001	0,0000351	-	-	0,00818472997394	0,00044162054596
57	2015	CEKA	-0,16830974	-0,04271852	-	0,172100669	0,000000000000001	0,0003768	-	-	0,00399088771439	0,04434063231774
58	2015	DLTA	-0,54287318	-0,0665667	-	0,106169408	0,000000000000001	0,0014289	-	-	0,00365847700003	0,05136483334505
59	2015	ICBP	0,068993033	-0,3329757	0,4019687	0,263171597	0,000000000000000	0,0012059	-	-	0,00432069732368	0,01825578747607
60	2015	INDF	0,005439854	0,008154015	-	0,292025455	0,000000000000000	0,0000081	-	-	0,00614067704043	0,00027474103254
61	2015	MYOR	0,063126571	0,031294934	0,0318316	0,36640329	0,000000000000000	0,0000955	-	-	0,00759897418516	0,09798269557264
62	2015	PSDN	-0,14522484	-0,06941634	-	0,462738801	0,000000000000002	0,0002274	-	-	0,00994494032026	0,02209241125340
63	2015	SKBM	-0,18246823	-0,02282653	0,1596417	0,605559484	0,000000000000002	0,0004789	-	-	0,01319567425517	0,02116654048938
64	2015	SKLT	0,192077894	0,022163924	0,1699140	0,448033594	0,000000000000003	0,0005097	-	-	0,00889896356740	0,02005416814473
65	2015	ULTJ	0,163568615	0,018178252	0,1453904	0,397901836	0,000000000000000	0,0004362	-	-	0,00791976745997	0,05261231664830

66	2015	UNVR	0,138123491	0,024446402	0,1136771	0,582669931	0,00000000000000	0,0003410	0,01224	-	0,01189503727766	-	0,01942324120647
67	2015	GGRM	0,102022869	0,000705591	0,1013173	0,396029207	0,00000000000000	0,0003040	0,00832	-	0,00801266151818	-	0,07206624096431
68	2015	RMBA	0,265663507	-0,01970988	0,2853734	0,422633194	0,00000000000000	0,0008561	0,00888	-	0,00801917692970	-	0,12364316417877
69	2015	WIIM	0,018202559	-0,00729215	0,0254947	0,248890681	0,00000000000001	0,0000765	0,00523	-	0,00515022019348	-	0,05632554667423
70	2015	INAF	0,192624973	-0,00021284	0,1928378	0,319164774	0,00000000000001	0,0005785	-0,0067	-	0,00612394681621	-	0,09618707672694
71	2015	KAEF	0,114328294	0,013618414	0,1007099	0,229683415	0,00000000000000	0,0003021	0,00482	-	0,00452122206740	-	0,03046490597566
72	2015	KLBF	0,041765016	0,000630672	0,0411343	0,316980587	0,00000000000000	0,0001234	0,00666	-	0,00653318929137	-	0,02560364016833
73	2015	MERK	0,172522521	0,026009003	0,1465135	0,158956487	0,00000000000002	0,0004395	0,00334	-	0,00289854566244	-	0,02315063851591
74	2015	PYFA	-0,02581089	-0,05413658	0,0283257	0,487170178	0,00000000000006	0,0000850	0,01023	-	0,01014559668059	-	0,06287195817617
75	2015	SCPI	0,982873427	0,211692248	0,7711812	0,181189064	0,00000000000001	0,0023135	-0,0038	-	0,00149142679629	-	0,12940883592376
76	2015	SIDO	0,007311621	0,004623238	0,0026884	0,340920586	0,00000000000000	0,0000081	0,00716	-	0,00715126715505	-	0,03130701400262

77	2015	TSPC	0,119685157	0,014948844	0,1047363	0,289047088	0,00000000000000	0,0003142	0,00607	-	0,00575577989871	-
78	2015	MBTO	0,037753538	0,054174597	-	0,234554274	0,000000000000002	0,0000493	0,00493	-	0,00497490293523	-
79	2015	MRAT	-0,01334112	0,026374922	-	0,141542081	0,000000000000002	0,0001191	0,00297	-	0,00309153181709	-
80	2015	KICI	-0,11614562	-0,00438281	-	0,507614071	0,000000000000011	0,0003353	0,01066	-	0,01099518391334	-
81	2015	LMPI	4,961586173	-0,01020483	4,9717910	0,32359146	0,000000000000001	0,0149154	-0,0068	-	0,00811995237362	-
82	2015	CINT	0,08706398	-0,04038536	0,1274493	0,435652696	0,000000000000003	0,0003823	0,00915	-	0,00876635860330	-
83	2016	AISA	0,059020658	0,045813036	0,0132076	0,285535891	0,000000000000000	0,0000396	-0,006	-	0,00595663085008	-
84	2016	ALTO	-0,00449941	-0,00405844	-	0,512844534	0,000000000000001	0,0000013	0,01077	-	0,01077105813231	-
85	2016	CEKA	0,423877252	0,014919171	0,4089581	0,145357843	0,000000000000001	0,0012269	0,00305	-	0,00182564045412	-
86	2016	DLTA	0,08232625	0,000113647	0,0822126	0,092722205	0,000000000000001	0,0002466	0,00195	-	0,00170052850352	-
87	2016	ICBP	0,10259454	0,019704808	0,0828897	0,267850936	0,000000000000000	0,0002487	0,00562	-	0,00537620046125	-

88	2016	INDF	0,029275023	0,00393146	0,0253436	0,279881149	0,00000000000000	0,0000760	-	-	-
89	2016	MYOR	0,311321324	0,087796753	0,2235246	0,340255379	0,00000000000000	0,0006706	-	-	-
90	2016	SKBM	0,181652334	0,083450596	0,0982017	0,570343611	0,000000000000001	0,0002946	-	-	-
91	2016	SKLT	0,235322494	0,053758272	0,1815642	0,794659066	0,000000000000003	0,0005447	-	-	-
92	2016	ULTJ	0,082501574	0,0040378	0,0784638	0,294370962	0,000000000000000	0,0002354	-	-	-
93	2016	UNVR	0,226936712	0,02947442	0,1974623	0,605817503	0,000000000000000	0,0005924	-	-	-
94	2016	GGRM	0,093040478	0,008217425	0,0848231	0,322790594	0,000000000000000	0,0002545	-	-	-
95	2016	HMSP	0,168303845	0,022724745	0,1455791	0,183848958	0,000000000000000	0,0004367	-	-	-
96	2016	RMBA	0,190618864	0,057467274	0,1331516	0,350123554	0,000000000000000	0,0003995	-	-	-
97	2016	WIIM	0,114414269	0,000522193	0,1138921	0,246107157	0,000000000000001	0,0003417	-	-	-
98	2016	DVLA	0,10554446	0,045978283	0,0595662	0,293980756	0,000000000000001	0,0001787	-	-	-

99	2016	KAEF	0,276903811	0,074145193	0,2027586	0,491366721	0,00000000000000	0,0006083	-	-	0,00971042529049	0,03112224567030
100	2016	KLBF	0,108551506	0,020182406	0,0883691	0,332623925	0,00000000000000	0,0002651	-	-	0,00671999511544	0,02066901894074
101	2016	MERK	0,080044687	-0,01923977	0,0992845	0,202591129	0,000000000000002	0,0002979	-	-	0,00395656032847	0,01991704516644
102	2016	PYFA	-0,0055788	0,052957892	0,0585367	0,499868799	0,000000000000007	0,0001756	-	-	0,01067285484929	0,00124601799199
103	2016	SCPI	0,092181199	-0,26822634	0,3604075	0,164395389	0,000000000000001	0,0010812	-	-	0,00237108053254	0,03724087579231
104	2016	SIDO	0,122766943	0,011302842	0,1114641	0,375960396	0,000000000000000	0,0003344	-	-	0,00756077602069	0,01320432879810
105	2016	TSPC	0,152235222	0,0045046	0,1477306	0,287481637	0,000000000000000	0,0004432	-	-	0,00559392252209	0,01416043143046
106	2016	MBTO	-0,0143918	0,015255587	0,0296474	0,2261755	0,000000000000002	0,0000889	-	-	0,00483862766441	0,01087562505631
107	2016	MRAT	-0,16741635	-0,02501236	0,1424040	0,129424418	0,000000000000002	0,0004272	-	-	0,00314512473097	0,02509897198785
108	2016	TCID	0,101765828	-0,05237967	0,1541455	0,449232158	0,000000000000001	0,0004624	-	-	0,00897143881055	0,04008231222347
109	2016	KICI	0,057141112	0,061307989	0,0041669	0,348756868	0,000000000000008	0,0000125	-	-	0,00733639487039	0,01077524432601

110	2016	LMPI	-21,3108685	0,088297084	-	21,3991656	1,354844565	0,000000000000006	0,0641975	0,02845	0,09264923264524	0,03544917445955
111	2016	CINT	0,031860025	-0,01233463	0,0441947	0,47494463	0,000000000000003	0,0001326	0,00997	0,00984125327415	0,04016266613122	-
112	2017	ALTO	-0,02946331	-0,01241492	0,0170484	0,594906641	0,000000000000001	0,0000511	0,01249	0,01254418461049	0,04620818874781	-
113	2017	CEKA	0,099719706	0,005291846	0,0944279	0,148890703	0,000000000000001	0,0002833	0,00313	0,00284342119432	0,06828748416260	-
114	2017	DLTA	0,099089799	-0,00198509	0,1010749	0,075120384	0,000000000000001	0,0003032	0,00158	0,00127430340032	0,05084597177326	-
115	2017	ICBP	0,039461838	0,005191553	0,0342703	0,280958709	0,000000000000000	0,0001028	-0,0059	0,00579732203518	0,05064160727159	-
116	2017	INDF	0,041817113	0,005146206	0,0366709	0,362488334	0,000000000000000	0,0001100	0,00761	0,00750224228278	0,00908124470220	-
117	2017	MLBI	0,0555705	0,124313088	0,0687426	0,599588227	0,000000000000000	0,0002062	0,01259	0,01279758052392	0,00860248576067	-
118	2017	MYOR	0,190886358	0,779442693	0,5885563	0,307121797	0,000000000000000	0,0017657	0,00645	0,00821522674637	0,03571960367348	-
119	2017	PSDN	0,7137916	0,045305055	0,6684865	0,412835715	0,000000000000002	0,0020055	0,00867	0,00666409038393	0,09387076173644	-
120	2017	ROTI	-0,01055636	0,01525398	0,0258103	0,682845395	0,000000000000000	0,0000774	0,01434	0,01441718431421	0,06615888764736	-

121	2017	SKBM	0,339808205	0,042344922	0,2974633	0,484755245	0,000000000000001	0,0008924	0,01018	-	-	0,00928747028970	0,13362470669144
122	2017	SKLT	0,141381098	0,01370299	0,1276781	0,649645871	0,000000000000002	0,0003830	0,01364	-	-	0,01325952895893	0,04989452261459
123	2017	ULTJ	0,045662177	0,009956125	0,0357061	0,315247715	0,000000000000000	0,0001071	0,00662	-	-	0,00651308385730	0,07860557780682
124	2017	UNVR	0,068720826	0,060152594	0,0085682	0,622376856	0,000000000000000	0,0000257	0,01307	-	-	0,01304420927289	0,00974186798458
125	2017	GGRM	0,111701278	0,002210395	0,1094909	0,340079735	0,000000000000000	0,0003285	0,00714	-	-	0,00681320178282	0,00032294340446
126	2017	HMSP	0,08527344	0,006478644	0,0787948	0,162103724	0,000000000000000	0,0002364	-0,0034	-	-	0,00316779381578	0,06048524486184
127	2017	RMBA	0,076452628	0,021643993	0,0548086	0,37027727	0,000000000000000	0,0001644	0,00778	-	-	0,00761139676710	0,04275051063611
128	2017	DVLA	0,081163265	0,011199214	0,0699641	0,258585609	0,000000000000001	0,0002099	0,00543	-	-	0,00522040563027	0,03950366410096
129	2017	KAEF	0,068503508	0,025358586	0,0431449	0,218261595	0,000000000000000	0,0001294	0,00458	-	-	0,00445405872816	0,09888015479070
130	2017	KLBF	0,053059814	0,01610474	0,0369551	0,350890351	0,000000000000000	0,0001109	0,00737	-	-	0,00725783214606	0,03647986060947
131	2017	MERK	0,163779473	0,083292653	0,0804868	0,238904102	0,000000000000001	0,0002415	0,00502	-	-	0,00477552568732	0,02461260164520

132	2017	PYFA	-0,66033899	-0,00831053	-	0,6520285	0,486042499	0,000000000000007	-	-	0,01216297785401	0,01882905129632
133	2017	SCPI	-0,15448523	0,10721401	-	0,2616992	0,183664243	0,000000000000001	-	-	0,00464204682875	0,07095862350912
134	2017	SIDO	-0,77132521	0,020122412	-	0,7914476	0,406737952	0,000000000000000	-	-	0,01091583986418	0,02486388268364
135	2017	TSPC	0,064870262	0,024774416	-	0,0400958	0,301281089	0,000000000000000	-	-	0,00620661532442	0,00820716752143
136	2017	MBTO	0,064980389	0,057913881	-	0,0070665	0,212823638	0,000000000000002	-	-	0,00444809688396	0,01622711241175
137	2017	MRAT	0,000656929	-0,01204574	-	0,0127027	0,130084566	0,000000000000002	-	-	0,00269366786383	0,02147446523483
138	2017	TCID	0,082201546	0,033889397	-	0,0483121	0,441463708	0,000000000000001	-	-	0,00912580141747	0,07534720144623
139	2017	KICI	0,100370323	-0,00988024	-	0,1102506	0,32259333	0,000000000000008	-	-	0,00644370824530	0,01875958202749
140	2017	LMPI	0,019926006	-0,02695969	-	0,0468857	0,323499946	0,000000000000001	-	-	0,00665284176739	0,00419192300813
141	2017	CINT	0,116517501	-0,00787831	-	0,1243958	0,587853824	0,000000000000003	-	-	0,01197174286730	0,00302725722848

Perhitungan Variabel Dependen

NO	TAHUN	PERUSAHAAN	APT	BPT	TRR	SPRAD	SIZE
1	2013	AISA	0,44249	0,000825064	0,08	2,516	29,03
2	2013	CEKA	0,11798	-0,001563352	0,75	3,060	28,56
3	2013	DLTA	0,32608	-0,005811358	0,75	0,223	28,32
4	2013	ICBP	0,29173	-0,005572932	0,75	3,803	30,85
5	2013	INDF	0,27581	-0,005538511	0,85	3,239	31,69
6	2013	MLBI	0,17232	0,029913684	0,75	0,484	28,90
7	2013	MYOR	- 0,27017	5,00673E-05	0,75	2,208	30,12
8	2013	PSDN	0,04516	0,000887293	0,49	0,741	27,88
9	2013	SKLT	0,15245	0,004272857	0,69	1,093	27,06
10	2013	ULTJ	0,97949	-0,004573838	0,74	4,597	28,87
11	2013	UNVR	0,29981	0,004537013	0,75	3,426	31,06
12	2013	GGRM	0,24497	0,001887793	0,74	2,775	31,65
13	2013	HMSP	- 0,10061	0,000521344	0,74	1,026	31,95
14	2013	RMBA	0,62530	-0,048470781	0,75	1,655	30,14
15	2013	DVLA	0,18234	0,002857374	0,72	2,950	27,73
16	2013	INAF	0,24489	0,007412092	0,86	4,246	27,92
17	2013	KAEF	0,02361	0,001130917	0,76	4,420	29,10
18	2013	KLBF	0,22504	0,00151859	0,77	3,370	30,40
19	2013	MERK	0,23750	0,005444435	0,89	0,394	20,90
20	2013	PYFA	0,58472	-0,004395376	0,73	3,221	25,98
21	2013	SCPI	- 0,31947	-0,000674957	1,91	0,142	26,73
22	2013	TSPC	- 0,11918	0,000737781	0,77	3,209	29,56
23	2013	MBTO	0,18444	-0,002601105	0,70	2,002	27,19
24	2013	MRAT	0,61071	0,007282715	0,67	1,846	26,60
25	2013	TCID	0,12800	0,003030532	0,73	0,497	28,34
26	2013	KICI	- 0,03944	-0,007557825	0,75	3,455	25,32
27	2013	LMPI	0,65983	-0,001585416	0,86	6,497	27,24

28	2014	AISA	0,60022	0,001927572	0,77	2,540	29,27
29	2014	ALTO	- 0,22492	-0,000215772	1,00	1,575	26,53
30	2014	ICBP	0,33862	-0,006316501	0,75	1,987	31,03
31	2014	MLBI	0,04080	0,000649048	0,74	0,617	28,73
32	2014	MYOR	0,75495	-0,000347656	0,77	1,424	30,28
33	2014	PSDN	0,15148	0,00191203	1,49	0,171	27,61
34	2014	ROTI	0,36527	0,008687346	0,75	1,878	28,26
35	2014	SKBM	0,34816	0,006423881	0,81	1,849	28,02
36	2014	SKLT	0,21781	0,006454642	0,70	3,224	27,25
37	2014	ULTJ	0,85357	-0,007431683	0,75	1,442	29,00
38	2014	UNVR	0,26301	0,004816498	0,75	3,594	31,17
39	2014	GGRM	0,11544	3,70487E-05	0,74	2,096	31,81
40	2014	HMSP	0,31729	-0,00052181	0,75	0,774	32,02
41	2014	RMBA	- 8,90592	0,053353569	-0,79	1,694	30,28
42	2014	WIIM	- 0,11084	0,00107029	0,76	2,615	28,14
43	2014	DVLA	0,35931	0,007936201	0,76	1,825	27,73
44	2014	KAEF	0,07163	-0,00042075	0,75	3,594	29,14
45	2014	KLBF	0,09218	0,001349457	0,77	1,918	30,49
46	2014	PYFA	0,11817	-0,001920447	0,63	2,416	26,13
47	2014	SIDO	- 0,97768	-0,001144161	0,76	2,670	28,42
48	2014	TSPC	0,00122	-0,000207464	0,79	2,204	29,65
49	2014	MBTO	0,13422	-0,002717438	0,51	2,571	27,23
50	2014	MRAT	0,07131	0,001256432	0,73	1,402	26,80
51	2014	TCID	0,10200	0,002314361	0,73	1,046	28,47
52	2014	KICI	- 0,03962	-0,007054042	0,74	1,270	25,36
53	2014	LMPI	- 0,02474	0,002407038	0,57	5,128	26,96
54	2014	CINT	0,02501	-2,47304E-05	0,71	3,631	26,37
55	2015	AISA	0,27906	0,000751031	0,75	3,156	29,42
56	2015	ALTO	0,95384	0,009831253	0,06	1,716	26,43

57	2015	CEKA	0,33870	0,00056468	0,75	2,936	28,88
58	2015	DLTA	0,29810	-0,004907967	0,77	0,868	28,08
59	2015	ICBP	0,40411	-0,006569555	0,73	2,634	31,09
60	2015	INDF	0,43371	-0,003344702	0,75	2,484	31,79
61	2015	MYOR	0,45622	0,000371761	0,76	0,031	30,33
62	2015	PSDN	0,33000	0,002165354	1,29	2,949	27,51
63	2015	SKBM	0,38781	0,003763086	0,75	2,887	27,94
64	2015	SKLT	0,44889	0,003952556	0,73	1,617	27,34
65	2015	ULTJ	0,07399	-0,005832262	0,75	1,287	29,11
66	2015	UNVR	0,33853	0,005077493	0,75	3,199	31,23
67	2015	GGRM	0,25481	0,000446207	0,75	2,654	31,88
68	2015	RMBA	0,90042	-0,000942486	0,85	1,990	30,45
69	2015	WIIM	0,48242	0,001504341	0,74	4,398	28,15
70	2015	INAF	- 0,07436	-0,003225332	0,46	2,453	28,11
71	2015	KAEF	0,52571	0,002548591	0,75	0,995	29,21
72	2015	KLBF	0,24793	0,001219796	0,76	3,410	30,52
73	2015	MERK	0,38978	0,006243402	0,73	2,455	27,61
74	2015	PYFA	0,03646	-0,003664684	0,68	2,119	26,11
75	2015	SCPI	- 0,56526	0,001123829	0,70	3,000	28,45
76	2015	SIDO	0,28920	0,000752464	0,78	3,199	28,43
77	2015	TSPC	0,06921	0,000604144	0,75	2,834	29,73
78	2015	MBTO	0,26831	0,004482962	0,84	0,518	27,27
79	2015	MRAT	0,34743	0,005610043	0,46	1,186	26,78
80	2015	KICI	- 1,58188	-0,151526921	-4,80	3,141	25,24
81	2015	LMPI	- 0,22264	-0,003592127	0,58	1,148	29,14
82	2015	CINT	0,19816	0,002121079	0,72	0,629	26,48
83	2016	AISA	- 0,22521	0,001861278	0,08	3,791	29,51
84	2016	ALTO	- 2,50831	-0,010066621	1,81	0,781	26,42
85	2016	CEKA	0,69646	-0,025998501	0,87	4,701	29,05

86	2016	DLTA	0,34786	-0,012545381	0,78	1,449	28,14
87	2016	ICBP	0,11383	-0,004316427	0,73	2,701	31,17
88	2016	INDF	- 0,37126	0,000526323	0,71	2,049	31,83
89	2016	MYOR	0,72783	-0,001611251	0,75	2,016	30,54
90	2016	SKBM	0,36739	0,010783214	0,73	1,777	28,04
91	2016	SKLT	0,14928	0,004976438	0,75	0,306	27,45
92	2016	ULTJ	0,40107	-0,004835931	0,76	1,795	29,18
93	2016	UNVR	- 0,51759	0,001112528	0,75	1,958	31,32
94	2016	GGRM	0,31358	0,000345703	0,75	2,598	31,97
95	2016	HMSP	0,13407	0,001315076	0,92	2,632	32,19
96	2016	RMBA	- 1,08480	0,04327863	1,50	1,783	30,59
97	2016	WIIM	0,05598	0,000886545	0,78	3,206	28,24
98	2016	DVLA	- 0,36531	-0,008214664	0,71	1,026	28,00
99	2016	KAEF	- 1,91991	0,001816784	0,71	5,948	29,39
100	2016	KLBF	0,33628	-0,003902843	0,76	2,539	30,59
101	2016	MERK	0,31678	0,010072533	0,72	0,954	27,67
102	2016	PYFA	0,24358	-0,004155148	0,73	5,692	26,10
103	2016	SCPI	0,19527	-0,00213285	0,60	2,091	28,51
104	2016	SIDO	0,79743	0,001903716	0,76	2,786	28,57
105	2016	TSPC	0,16792	-0,000137939	0,76	2,366	29,84
106	2016	MBTO	0,01365	-0,000931902	-0,47	4,784	27,25
107	2016	MRAT	0,04127	0,00029532	1,36	2,511	26,56
108	2016	TCID	- 0,02574	-0,002352861	0,73	0,679	28,56
109	2016	KICI	0,24150	0,004359415	0,63	2,999	25,32
110	2016	LMPI	- 0,90619	0,01934083	0,62	6,259	26,74
111	2016	CINT	0,31525	0,004335166	0,73	0,751	26,51
112	2017	ALTO	0,58049	0,005904352	0,90	4,302	26,29
113	2017	CEKA	- 0,03067	0,001420429	0,75	3,534	29,08
114	2017	DLTA	- 0,13090	0,004159608	0,69	1,271	28,21

115	2017	ICBP	- 0,08194	0,002978208	0,68	1,811	31,20
116	2017	INDF	0,03577	0,000256053	0,67	5,437	31,88
117	2017	MLBI	- 0,04634	0,002653142	0,74	0,987	28,85
118	2017	MYOR	0,41372	-0,001531989	0,75	2,947	30,67
119	2017	PSDN	0,45939	0,002787078	0,60	6,396	27,97
120	2017	ROTI	0,65252	0,006204937	0,73	2,357	28,54
121	2017	SKBM	0,25083	0,00661822	0,81	1,975	28,24
122	2017	SKLT	0,14380	0,000688424	0,84	4,638	27,54
123	2017	ULTJ	0,16194	-0,002712069	0,69	2,108	29,22
124	2017	UNVR	0,28934	0,003916828	0,75	1,995	31,35
125	2017	GGRM	- 0,07882	0,000616362	0,74	2,662	32,05
126	2017	HMSP	0,18323	2,50539E-05	0,75	0,930	32,23
127	2017	RMBA	- 8,79154	0,001253958	1,20	4,324	30,64
128	2017	DVLA	0,04342	-0,002304605	0,72	3,813	28,09
129	2017	KAEF	- 0,15848	0,001464174	0,75	0,622	29,44
130	2017	KLBF	- 0,02791	0,000689728	0,76	3,096	30,64
131	2017	MERK	0,08957	0,007743785	0,70	0,833	27,78
132	2017	PYFA	0,24465	0,000186198	0,74	3,065	25,39
133	2017	SCPI	- 0,12130	0,002072331	0,68	3,063	28,41
134	2017	SIDO	0,82344	-0,000844754	0,78	4,534	26,27
135	2017	TSPC	0,18536	0,001381024	0,75	1,258	29,89
136	2017	MBTO	0,35892	0,012274197	0,04	3,063	27,32
137	2017	MRAT	0,25718	0,004523176	0,95	1,958	26,57
138	2017	TCID	0,28349	0,004439801	0,74	1,781	28,63
139	2017	KICI	0,05055	-0,009610227	0,75	2,093	25,45
140	2017	LMPI	0,93008	-0,00023254	0,84	1,258	26,78
141	2017	CINT	0,19655	0,000492033	0,77	2,511	26,65

Lampiran Perhitungan Data Mentah

ASET						
Kode Perusahaan	2.012	2.013	2.014	2.015	2.016	2.017
AISA	3.867.578.000.000	5.020.824.000.000	7.373.868.000.000	9.060.980.000.000	9.254.539.000.000	8.724.734.000.000
ALTO	891.412.775.646	1.239.053.626.858	1.502.519.389.759	1.180.228.072.164	1.165.093.632.823	1.109.383.971.111
CEKA	1.027.692.718.504	1.069.627.299.747	1.284.150.037.341	1.485.826.210.015	1.425.964.152.418	1.392.636.444.501
DLTA	745.306.835.000	867.040.802.000	991.947.134.000	1.038.321.916.000	1.197.796.650.000	1.340.842.765.000
ICBP	17.819.884.000.000	21.267.470.000.000	24.910.211.000.000	26.560.624.000.000	28.901.948.000.000	31.619.514.000.000
INDF	74.530.683.500.000	77.611.416.000.000	85.938.885.000.000	91.831.526.000.000	82.174.515.000.000	87.939.488.000.000
MLBI	1.152.048.000.000	17.821.480.000.000	2.231.051.000.000	2.100.853.000.000	2.275.038.000.000	2.510.078.000.000
MYOR	8.302.506.241.903	9.710.223.454.000	10.291.108.029.334	11.342.715.686.221	12.922.421.859.142	14.915.849.800.251
PSDN	682.611.125.989	681.832.333.141	620.928.440.332	620.398.854.182	653.796.725.408	690.979.867.049
ROTI	1.204.944.681.223	1.822.689.047.108	2.142.894.276.216	2.706.323.637.034	2.919.640.858.718	4.559.573.709.411
SKBM	288.961.557.631	497.652.557.672	649.534.031.113	764.484.248.710	1.001.657.012.004	1.623.027.475.045
SKLT	249.746.467.756	301.989.488.699	331.574.891.637	377.110.748.359	568.239.939.951	636.284.210.210
ULTJ	2.420.793.382.029	2.811.620.982.142	2.917.083.567.355	3.539.995.910.248	4.239.199.641.365	5.186.940.000.000
UNVR	11.984.979.000.000	13.438.188.000.000	14.280.670.000.000	15.729.945.000.000	16.745.695.000.000	18.906.413.000.000
GGRM	41.509.325.000.000	58.220.600.000.000	50.770.215.000.000	63.505.413.000.000	62.951.634.000.000	66.759.930.000.000
HMSP	26.247.527.000.000	27.404.594.000.000	28.380.630.000.000	38.010.724.000.000	42.508.277.000.000	43.141.063.000.000
RMBA	6.935.601.000.000	9.232.016.000.000	10.250.546.000.000	12.667.314.000.000	13.470.943.000.000	14.083.598.000.000
WIIM	1.207.251.153.900	1.229.011.260.881	1.332.907.675.785	1.342.700.045.391	1.353.634.132.275	1.225.712.093.041
DVLA	1.074.691.478.000	1.190.054.288.000	1.236.247.525.000	1.376.278.237.000	1.531.365.558.000	1.640.886.147.000
INAF	1.188.618.790.410	1.294.510.669.195	1.248.343.275.406	1.533.708.564.241	1.381.633.321.120	1.529.874.782.290

KAEF	2.076.347.580.785	2.471.939.548.890	2.968.184.626.297	3.434.879.313.034	4.612.562.541.064	5.096.148.972.533
KLBF	9.417.957.180.958	11.315.061.275.026	12.425.032.367.729	13.696.417.381.439	15.226.009.210.657	16.616.239.416.335,0
MERK	569.430.951.000	716.599.526.000	696.946.318.000	641.646.818.000	743.934.894.000	847.006.544.000
PYFA	135.849.510.061	175.118.921.406	172.736.624.689	159.951.537.229	167.062.795.608	159.563.931.041
SCPI	441.426.609.000	746.401.836.000	1.317.314.767.000	1.510.747.778.000	1.393.083.772.000	1.354.104.356.000
SIDO	2.150.999.000.000	2.951.507.000.000	2.821.399.000.000	2.796.111.000.000	2.987.614.000.000	3.158.198.000.000
TSPC	4.632.984.970.719	5.407.957.915.805	5.592.730.492.960	6.284.729.099.203	6.585.807.349.438	7.434.900.309.021
MBTO	609.494.013.942	611.769.745.328	619.383.082.066	648.899.377.240	709.959.168.088	780.669.761.787
MRAT	455.472.778.210	439.583.727.200	498.786.376.745	500.138.658.228	483.037.173.864	497.354.419.089
TCID	1.261.572.952.461	1.465.952.460.752	1.853.235.343.636	2.082.096.848.703	2.185.101.038.101	2.361.807.189.430
KICI	94.955.970.131	98.295.722.100	96.745.744.221	133.831.888.816	139.809.135.385	149.420.009.884
LMPI	815.153.025.335	822.189.506.877	808.892.238.344	193.093.512.600	810.364.824.722	458.292.046.535
CINT	119.289.588.657	262.915.458.679	365.091.839.717	382.807.494.765	399.336.626.636	476.577.841.605

PENJUALAN						
Kode Perusahaan	2012	2013	2.014	2.015	2.016	2.017
AISA	2.747.623.000.000	4.056.735.000.000	5.139.974.000.000	6.010.895.000.000	6.545.680.000.000	4.920.632.000.000
ALTO	498.116.221.735	487.200.477.334	332.402.373.397	301.781.831.914	296.471.502.365	262.143.990.839
CEKA	1.123.519.657.631	2.531.881.182.546	3.701.868.790.192	3.485.733.830.354	4.115.541.761.173	4.257.738.486.908
DLTA	1.719.814.548	2.001.358.536.000	2.111.639.244.000	1.573.137.749.000	1.658.618.899.000	1.777.308.328.000
ICBP	21.716.913.000.000	25.094.681.000.000	30.022.463.000.000	31.741.094.000.000	34.466.069.000.000	35.606.593.000.000
INDF	50.201.548.000.000	57.731.998.000.000	63.594.452.000.000	64.061.947.000.000	66.750.317.000.000	70.186.618.000.000
MLBI	1.566.984.000.000	3.561.989.000.000	2.988.501.000.000	2.696.318.000.000	3.263.311.000.000	3.389.736.000.000
MYOR	10.510.625.669.832	12.017.837.133.337	14.169.088.278.238	14.818.730.635.847	18.349.959.898.358	20.816.673.948.473
PSDN	1.305.116.747.447	1.279.553.071.584	975.081.057.089	884.906.826.184	932.905.806.441	1.399.580.416.996

ROTI	1.190.825.893.340	1.505.519.937.691	1.880.262.901.697	2.174.501.712.899	2.521.920.968.213	2.491.100.179.560
SKBM	753.709.821.608	1.296.618.257.503	1.480.764.903.724	1.362.245.580.664	1.501.115.928.446	1.841.487.199.828
SKLT	401.724.215.506	567.048.547.543	681.419.524.161	745.107.731.208	833.850.372.883	914.188.759.779
ULTJ	2.809.851.307.439	3.460.231.249.075	3.916.789.366.423	4.393.932.684.171	4.685.987.917.355	4.879.559.000.000
UNVR	27.303.248.000.000	30.757.435.000.000	34.511.534.000.000	36.484.030.000.000	40.053.732.000.000	41.204.510.000.000
GGRM	49.028.696.000.000	55.436.954.000.000	65.185.850.000.000	70.365.573.000.000	76.274.147.000.000	83.305.925.000.000
HMSP	66.626.123.000.000	75.025.207.000.000	80.690.139.000.000	89.069.306.000.000	95.466.657.000.000	99.091.484.000.000
RMBA	9.850.010.000.000	12.273.615.000.000	14.091.156.000.000	16.814.352.000.000	19.228.981.000.000	20.258.870.000.000
WIIM	1.119.062.225.729	1.588.022.200.150	1.661.533.200.316	1.685.795.530.617	1.839.419.574.956	1.476.427.090.781
DVLA	1.087.379.869.000	1.101.684.170.000	1.103.821.775.000	1.306.098.136.000	1.451.356.680.000	1.575.647.308.000
INAF	1.156.050.256.720	1.337.498.191.710	1.381.436.578.115	1.621.898.667.657	1.674.702.722.328	1.631.317.499.996
KAEF	3.734.241.101.309	4.348.073.988.385	4.521.024.000.000	4.860.371.483.524	5.811.502.656.431	6.127.479.369.403
KLBF	13.636.405.178.957	16.002.131.057.048	17.368.532.547.558	17.887.464.223.321	19.374.230.957.505	20.182.120.166.616
MERK	929.876.824.000	1.193.952.302	863.207.535.000	983.446.471.000	1.034.806.890.000	1.156.648.155.000
PYFA	176.730.979.672	192.555.731.180	222.302.407.528	217.843.921.422	216.951.583.953	106.633.506.507
SCPI	302.829.675.000	407.088.731.000	965.818.287.000	2.260.571.967.000	2.399.834.508.000	2.184.623.635.000
SIDO	2.391.667.000.000	2.372.364.000.000	2.197.907.000.000	2.218.536.000.000	2.561.806.000.000	257.384.000.000
TSPC	6.630.809.553.343	6.854.889.233.121	7.512.115.037.587	8.181.481.867.179	9.138.238.993.842	9.565.462.045.199
MBTO	717.788.399.047	641.284.586.295	671.398.849.823	694.782.752.351	685.443.920.925	731.577.343.628
MRAT	458.197.338.824	358.127.545.503	434.747.101.600	428.092.732.505	344.361.345.265	344.678.666.245
TCID	1.851.152.825.559	2.027.899.402.527	2.308.203.551.971	2.314.889.854.074	2.526.776.164.168	2.706.394.847.919
KICI	94.787.254.405	99.029.696.717	102.971.318.497	91.734.724.118	99.382.027.031	113.414.715.049
LMPI	598.259.974.490	676.111.070.762	513.547.309.970	4.526.935.855.202	411.945.398.299	428.092.732.505
CINT	253.502.629.876	288.128.866.854	283.443.541.586	315.229.890.328	327.426.146.630	373.955.852.243

BEBAN PAJAK TANGGUHAN						
Kode Perusahaan	2.013	2.014	2.015	2.016	2.017	
AISA	3.191.000.000	9.678.000.000	5.538.000.000	16.865.000.000	212.252.000.000	
ALTO	393.318.810	- 267.352.765	14.771.648.172	- 11.880.908.965	6.879.122.522	
CEKA	- 1.606.645.376	- 1.107.580.133	725.133.209	- 38.629.254.581	2.025.480.502	
DLTA	- 4.331.245.000	- 1.962.032.000	- 4.868.444.000	-13.026.144.000	4.982.364.000	
ICBP	- 99.309.000.000	- 134.336.000.000	- 163.649.000.000	- 114.647.000.000	86.076.000.000	
INDF	- 412.789.000.000	- 341.578.000.000	- 287.440.000.000	48.333.000.000	21.041.000.000	
MLBI	34.462.000.000	11.567.000.000	24.614.000.000	4.434.000.000	6.036.000.000	
MYOR	415.684.455	- 3.375.817.898	3.825.834.291	-18.275.966.677	- 19.797.005.919	
PSDN	605.675.797	1.303.683.598	1.344.529.938	- 7.527.472.930	1.822.182.572	
ROTI	- 1.744.950.384	15.834.330.233	19.030.000.765	24.728.658.131	18.116.188.891	
SKBM	1.548.827.229	3.196.860.910	2.444.252.742	8.243.597.327	6.629.186.369	
SKLT	1.067.130.900	1.949.234.026	1.310.568.375	1.876.668.288	391.189.992	
ULTJ	- 11.072.317.291	- 20.895.075.351	- 17.013.196.050	- 17.119.174.473	- 11.497.000.000	
UNVR	54.376.000.000	64.725.000.000	72.510.000.000	17.500.000.000	65.590.000.000	
GGRM	78.361.000.000	2.157.000.000	22.654.000.000	21.954.000.000	38.801.000.000	
HMSP	13.684.000.000	- 14.300.000.000	- 23.266.000.000	49.987.000.000	1.065.000.000	
RMBA	- 336.174.000.000	492.561.000.000	- 9.661.000.000	548.224.000.000	16.892.000.000	
WIIM	- 1.070.878.533	1.315.397.909	2.005.147.192	1.190.364.134	2.538.912.111	
DVLA	3.070.796.000	9.444.510.000	- 1.061.901.000	- 11.305.663.000	- 3.529.192.000	
INAF	8.810.151.948	- 5.832.403.440	- 4.026.321.318	7.631.926.401	11.008.000.000	
KAEF	2.348.177.809	- 1.040.068.646	7.564.687.865	6.240.434.079	6.753.592.060	
KLBF	14.302.012.685	15.269.190.218	15.155.998.703	- 53.454.961.461	10.501.799.306	
MERK	3.100.230.000	- 4.017.765.000	4.351.316.000	6.463.009.000	5.760.872.000	
PYFA	- 597.109.643	- 336.306.636	- 633.025.120	- 664.622.372	31.106.677	
SCPI	- 297.944.000	235.837.000	1.480.436.000	- 3.222.199.000	2.886.930.000	

SIDO	-	2.721.000.000	-	3.377.000.000	2.123.000.000	5.323.000.000	-	2.523.800.000
TSPC		3.418.130.042	-	1.121.956.771	3.378.812.535	-	866.911.570	9.095.157.068
MBTO	-	1.585.358.211	-	1.662.446.452	2.776.670.972	-	604.710.542	8.714.178.352
MRAT		3.317.078.415		552.307.103	2.798.213.196		147.701.082	2.184.862.189
TCID		3.823.236.671		3.392.742.989	-	260.261.730	-	4.898.885.046
KICI	-	717.660.652	-	693.382.192	-	14.659.584.774	-	583.428.679
LMPI	-	1.292.356.494		1.979.041.160	-	2.905.643.494	-	3.734.588.719
CINT		207.113.125	-	6.501.993		774.388.517		1.659.534.102
								196.486.608

ASET PAJAK TANGGUHAN						
No	Kode Perusahaan	2.013	2.014	2.015	2.016	2.017
1	5.981.000.000	10.728.000.000	26.835.000.000	37.222.000.000	30.380.000.000	243.729.000.000
2	555.543.737	948.862.547	774.634.321	16.781.360.580	4.783.316.598	11.402.050.170
3	4.686.616.428	5.313.488.084	6.813.036.655	10.302.475.818	33.941.269.534	32.931.393.532
4	8.951.503.000	13.282.748.000	15.244.780.000	21.719.183.000	33.304.545.000	29.449.721.000
5	164.031.000.000	231.593.000.000	350.167.000.000	587.639.000.000	663.119.000.000	612.900.000.000
6	904.782.000.000	1.249.370.000.000	1.587.470.000.000	2.803.290.000.000	2.044.321.000.000	2.120.165.000.000
7	22.609.000.000	27.316.000.000	28.478.000.000	37.447.000.000	38.947.000.000	37.222.000.000
8	2.226.736.513	1.753.098.181	7.154.039.678	13.156.015.568	48.337.856.393	82.448.167.835
9	5.170.074.154	5.414.605.941	6.381.258.535	9.524.208.316	3.573.606.431	6.610.297.738
10	4.263.524.511	6.700.644.025	10.556.748.139	21.986.161.818	21.853.941.161	62.892.779.031
11	4.436.516.966	5.985.344.195	9.182.205.106	14.998.877.523	23.709.544.539	31.647.872.656
12	5.932.891.258	7.000.022.157	8.949.256.183	16.238.667.178	19.088.148.887	22.293.973.792
13	32.796.696	1.599.130.743	10.920.995.246	11.793.582.124	19.691.000.000	23.496.000.000

14	126.991.000.000	181.367.000.000	246.093.000.000	372.041.000.000	245.152.000.000	344.965.000.000
15	43.901.000.000	58.145.000.000	65.733.000.000	88.210.000.000	128.507.000.000	119.118.000.000
16	164.862.000.000	149.792.000.000	219.407.000.000	235.765.000.000	272.268.000.000	333.346.000.000
17	201.450.000.000	537.624.000.000	54.273.000.000	545.037.000.000	261.434.000.000	26.700.000.000
18	1.677.956.045	2.748.834.578	2.474.553.922	4.781.020.574	5.064.522.773	9.297.073.178
19	13.770.141.000	16.840.936.000	26.285.446.000	33.578.619.000	24.594.202.000	25.710.445.000
20	27.165.080.428	35.975.232.378	30.142.828.938	28.056.506.703	37.556.471.134	49.585.464.833
21	38.355.944.552	39.283.318.376	42.314.182.093	89.216.561.619	30.554.574.621	26.374.624.155
22	56.264.133.006	72.602.976.620	79.974.909.842	106.339.190.223	160.215.778.533	155.865.496.386
23	11.824.432.000	15.507.480.000	8.468.082.000	13.877.076.000	20.311.305.000	22.309.617.000
24	1.042.257.356	2.509.740.622	2.846.047.258	2.953.733.675	3.904.884.651	5.169.614.508
25	8.544.222.000	6.475.520.000	16.018.235.000	10.233.595.000	12.716.870.000	11.341.183.000
26	5.025.000.000	2.304.000.000	1.165.000.000	1.639.000.000	8.091.000.000	45.826.000.000
27	40.322.163.775	36.028.385.027	36.072.445.100	38.754.855.774	46.576.069.956	57.173.466.265
28	8.745.832.101	10.723.703.738	12.386.150.190	16.928.251.976	17.162.474.633	26.771.185.214
29	2.114.455.399	5.431.533.814	5.848.613.626	8.962.465.639	9.348.247.342	12.584.814.380
30	26.046.889.083	29.870.125.754	33.262.868.743	43.725.048.386	42.627.939.701	59.494.124.314
31	18.913.700.581	18.196.039.928	17.502.657.737	6.779.043.449	8.937.401.973	9.413.214.917
32	1.845.113.933	5.424.037.060	5.293.062.334	4.329.196.763	2.271.130.396	32.483.837.577
33	2.246.449.061	3.278.884.864	3.362.977.929	4.194.074.608	6.124.981.797	7.623.329.582

LABA SEBELUM PAJAK						
No	Kode Perusahaan	2.013	2.014	2.015	2.016	2.017
1	AISA	3.244.665.000.000	449.586.000.000	500.435.000.000	8.989.431.000.000	- 967.484.000.000
2	ALTO	23.889.167.908	- 10.099.722.108	- 39.117.374.969	- 14.619.656.798	- 69.728.704.187
3	CEKA	86.553.141.929	57.072.544.226	142.271.353.890	285.827.837.455	143.195.939.366
4	DLTA	358.395.988.000	379.518.812.000	250.197.742.000	327.047.654.000	369.012.853.000
5	ICBP	2.966.990.000.000	3.388.725.000.000	4.009.634.000.000	4.989.254.000.000	5.206.561.000.000
6	INDF	4.000.751.000.000	6.229.297.000.000	4.962.084.000.000	7.385.228.000.000	7.658.554.000.000
7	MLBI	1.576.945.000.000	1.078.378.000.000	675.572.000.000	1.320.186.000.000	1.780.020.000.000
8	MYOR	1.356.515.257.778	529.701.030.755	1.640.494.765.801	1.845.683.269.238	2.186.884.603.474
9	PSDN	43.237.563.647	- 18.967.883.663	- 33.034.087.690	- 10.119.561.066	53.668.563.773
10	ROTI	210.804.904.162	252.762.908.103	378.251.615.088	369.416.841.698	186.147.334.530
11	SKBM	78.305.045.914	109.761.131.334	53.629.853.878	30.809.950.308	31.761.022.154
12	SKLT	16.597.785.538	23.544.037.458	27.376.238.223	27.376.238.223	27.370.565.356
13	ULTJ	436.720.187.873	375.356.927.774	700.675.250.229	932.482.782.652	1.026.231.000.000
14	UNVR	7.158.808.000.000	7.675.328.000.000	7.829.490.000.000	8.571.885.000.000	9.371.661.000.000
15	GGRM	5.530.646.000.000	5.936.204.000.000	8.635.275.000.000	8.931.136.000.000	10.436.512.000.000
16	HMSP	13.383.257.000.000	14.509.710.000.000	17.011.447.000.000	13.932.644.000.000	16.894.806.000.000
17	RMBA	- 428.369.000.000	- 1.314.950.000.000	- 1.938.552.000.000	- 1.391.369.000.000	- 400.127.000.000
18	WIIM	105.577.458.190	175.119.289.578	177.962.941.779	136.662.997.252	54.491.308.212
19	DVLA	175.756.777.000	105.866.443.000	144.437.708.000	214.417.056.000	226.147.921.000
20	INAF	- 63.032.747.250	7.401.635.942	14.175.137.737	- 18.921.337.613	- 56.816.969.124
21	KAEF	284.125.432.299	344.017.652.213	354.904.735.867	383.025.924.670	443.707.767.422
22	KLBF	2.572.522.717.231	2.763.700.548.048	2.720.881.244.459	3.091.188.460.230	3.241.186.725.992
23	MERK	196.772.132.000	205.058.431.000	193.940.841.000	214.916.161.000	205.784.642.000

24	PYFA	8.499.928.945	4.206.712.519	4.554.931.095	7.053.407.169	1.665.694.582
25	SCPI	- 6.370.864.000	- 70.759.509.000	198.370.446.000	223.074.487.000	180.641.570.000
26	SIDO	582.658.000.000	545.651.000.000	560.399.000.000	629.082.000.000	681.889.000.000
27	TSPC	829.935.403.086	742.732.619.498	707.110.932.867	718.958.200.369	744.090.262.873
28	MBTO	23.006.208.262	5.699.438.368	- 16.833.220.866	11.781.230.371	- 31.658.218.720
29	MRAT	- 10.017.451.491	10.040.984.104	2.255.976.429	- 4.082.301.885	- 1.355.570.984
30	TCID	218.297.701.912	239.428.829.612	583.121.947.494	221.475.857.643	243.083.045.787
31	KICI	9.947.532.870	6.328.129.933	2.710.606.804	577.669.984	10.638.117.951
32	LMPI	- 14.019.452.357	3.002.947.069	6.873.689.802	11.184.077.925	1.200.764.237
33	CINT	51.626.731.627	35.842.459.467	40.762.330.489	28.172.913.292	38.318.872.398

LABA BERSIH						
No	Kode Perusahaan	2013	2014	2015	2016	2017
1	AISA	253.664.000.000	346.728.000.000	373.750.000.000	706.681.000.000	- 846.809.000.000
2	ALTO	12.058.794.054	- 10.135.298.976	- 2.434.572.679	- 26.500.565.763	- 62.849.581.665
3	CEKA	65.068.958.558	41.001.414.954	106.549.446.980	249.697.013.626	107.420.886.839
4	DLTA	270.498.062.000	288.073.432.000	192.045.199.000	254.509.268.000	254.509.268.000
5	ICBP	2.235.040.000.000	2.531.681.000.000	2.923.148.000.000	3.631.301.000.000	3.543.173.000.000
6	INDF	3.416.635.000.000	5.146.323.000.000	3.709.501.000.000	5.266.906.000.000	5.145.063.000.000
7	MLBI	1.177.229.000.000	794.883.000.000	496.909.000.000	982.129.000.000	1.322.067.000.000
8	MYOR	1.013.558.238.779	409.834.768.594	1.250.233.128.560	1.388.676.127.665	1.630.953.830.893
9	PSDN	21.322.248.834	- 28.175.252.332	- 42.619.829.577	- 36.662.178.272	32.150.564.335
10	ROTI	158.015.270.921	188.577.521.074	270.538.700.440	279.777.368.831	135.364.021.139
11	SKBM	58.266.986.267	89.115.994.107	40.150.568.620	22.545.456.050	25.880.464.791

12	SKLT	11.440.014.188	16.480.714.984	20.066.791.849	20.646.121.074	22.970.715.348
13	ULTJ	325.127.420.664	283.360.914.211	523.100.215.029	709.825.635.742	711.681.000.000
14	UNVR	5.352.625.000.000	5.737.739.000.000	5.851.805.000.000	6.390.672.000.000	7.004.562.000.000
15	GGRM	4.068.711.000.000	4.383.932.000.000	6.452.834.000.000	6.672.682.000.000	7.755.347.000.000
16	HMSP	9.945.296.000.000	10.818.486.000.000	10.363.308.000.000	12.762.229.000.000	12.670.534.000.000
17	RMBA	- 323.351.000.000	1.042.068.000.000	- 1.638.538.000.000	- 2.085.811.000.000	- 480.063.000.000
18	WIIM	77.301.783.553	132.322.207.861	131.081.111.587	106.290.306.868	40.589.790.851
19	DVLA	125.796.473.000	80.929.476.000	107.894.430.000	152.083.400.000	162.249.293.000
20	INAF	- 54.222.595.302	1.164.824.606	6.565.707.419	- 17.367.399.212	- 46.284.759.361
21	KAEF	215.642.329.977	257.836.015.297	265.549.762.082	271.597.947.663	331.787.917.461
22	KLBF	1.970.452.449.686	2.121.090.581.630	2.057.694.281.873	2.350.884.933.551	2.453.251.410.604
23	MERK	175.444.757.000	181.472.234.000	142.545.462.000	153.842.847.000	144.677.291.000
24	PYFA	6.195.800.338	2.657.665.405	3.087.104.465	5.146.317.041	1.230.605.259
25	SCPI	- 12.167.645.000	- 62.451.393.000	139.321.698.000	134.717.271.000	122.515.010.000
26	SIDO	405.943.000.000	415.193.000.000	437.475.000.000	480.525.000.000	533.799.000.000
27	TSPC	638.535.108.795	584.293.062.124	529.218.651.807	545.493.536.262	557.339.581.996
28	MBTO	16.162.858.075	2.925.070.199	- 14.056.549.894	- 5.549.465.678	- 1.283.332.109
29	MRAT	- 6.700.373.076	7.371.973.842	- 1.045.990.311	- 5.549.465.678	- 1.283.332.109
30	TCID	160.148.465.833	174.314.394.101	544.474.278.014	162.059.596.347	179.126.382.068
31	KICI	7.419.500.718	4.703.508.241	- 13.000.883.220	362.936.663	7.946.916.114
32	LMPI	- 12.040.411.197	1.710.590.575	3.968.046.308	6.933.035.457	1.012.321.875
33	CINT	42.154.164.550	25.375.295.609	29.477.807.514	20.619.309.858	29.648.261.092

Lampiran 3
Output SPSS Sebelum Normal

Explore

Notes		
Output Created		30-Jul-2019 17:23:44
Comments		
Input	Data	D:\skripsweet\SIDANG\REGRESI.sav
	Active Dataset	DataSet1
	Filter	<none>
	Weight	<none>
	Split File	<none>
	N of Rows in Working Data File	165
Missing Value Handling	Definition of Missing	User-defined missing values for dependent variables are treated as missing.
	Cases Used	Statistics are based on cases with no missing values for any dependent variable or factor used.
Syntax		<pre> EXAMINE VARIABLES=RES_1 /PLOT BOXPLOT STEMLEAF NPLOT /COMPARE GROUP /STATISTICS DESCRIPTIVES EXTREME /CINTERVAL 95 /MISSING LISTWISE /NOTOTAL. </pre>
Resources	Processor Time	00:00:01.219
	Elapsed Time	00:00:01.116

[DataSet1] D:\skripsweet\SIDANG\REGRESI.sav

Case Processing Summary

	Cases					
	Valid		Missing		Total	
	N	Percent	N	Percent	N	Percent
Unstandardized Residual	165	100.0%	0	.0%	165	100.0%

Descriptives

		Statistic	Std. Error
Unstandardized Residual	Mean	.0000000	.00621633
	95% Confidence Interval for Mean		
	Lower Bound	-1.2274359E-2	
	Upper Bound	.0122744	
	5% Trimmed Mean	-4.0024730E-3	
	Median	-5.4343205E-3	
	Variance	.006	
	Std. Deviation	.07985021	
	Minimum	-.18458	
	Maximum	.33002	
	Range	.51460	
	Interquartile Range	.07567	
	Skewness	1.064	.189
	Kurtosis	2.705	.376

Extreme Values

			Case Number	Value
Unstandardized Residual	Highest	1	82	.33002
		2	58	.31624
		3	33	.19890
		4	96	.19852
		5	26	.19387
	Lowest	1	73	-.18458
		2	108	-.14902
		3	150	-.14894
		4	152	-.13988
		5	56	-.13798

Tests of Normality

	Kolmogorov-Smirnov ^a			Shapiro-Wilk		
	Statistic	df	Sig.	Statistic	df	Sig.
Unstandardized Residual	.122	165	.000	.937	165	.000

a. Lilliefors Significance Correction

Unstandardized Residual

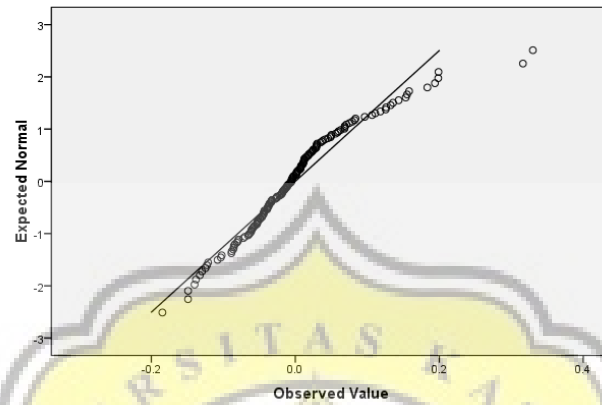
Unstandardized Residual Stem-and-Leaf Plot

```

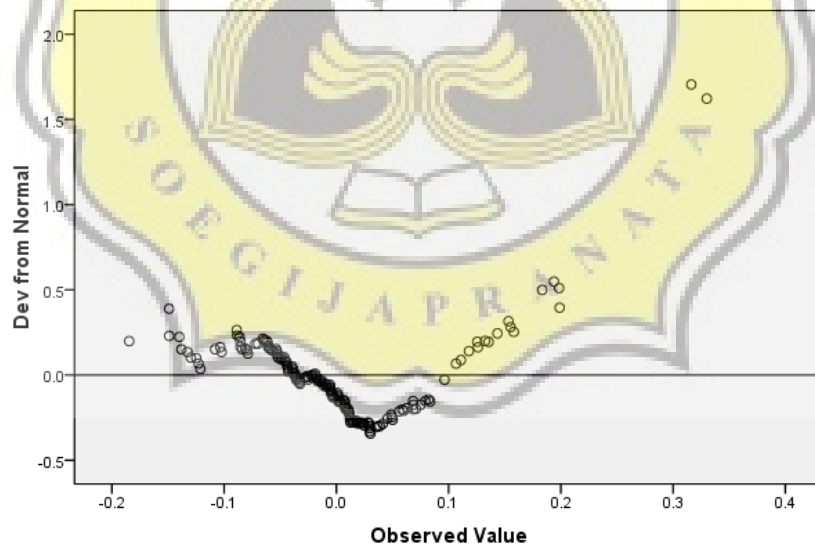
Frequency      Stem & Leaf
1,00 Extremes  (= <-,18)
2,00          -1 . 44
7,00          -1 . 2222333
3,00          -1 . 000
7,00          -0 . 8888888
10,00         -0 . 6666666777
18,00         -0 . 44444444445555555
18,00         -0 . 2222223333333333333
24,00         -0 . 000000000000111111111111
26,00          0 . 000000000000111111111111
14,00          0 . 22222222223333
8,00           0 . 44445555
7,00           0 . 6666777
3,00           0 . 889
3,00           1 . 011
4,00           1 . 2233
10,00 Extremes  (>=,14)
    
```

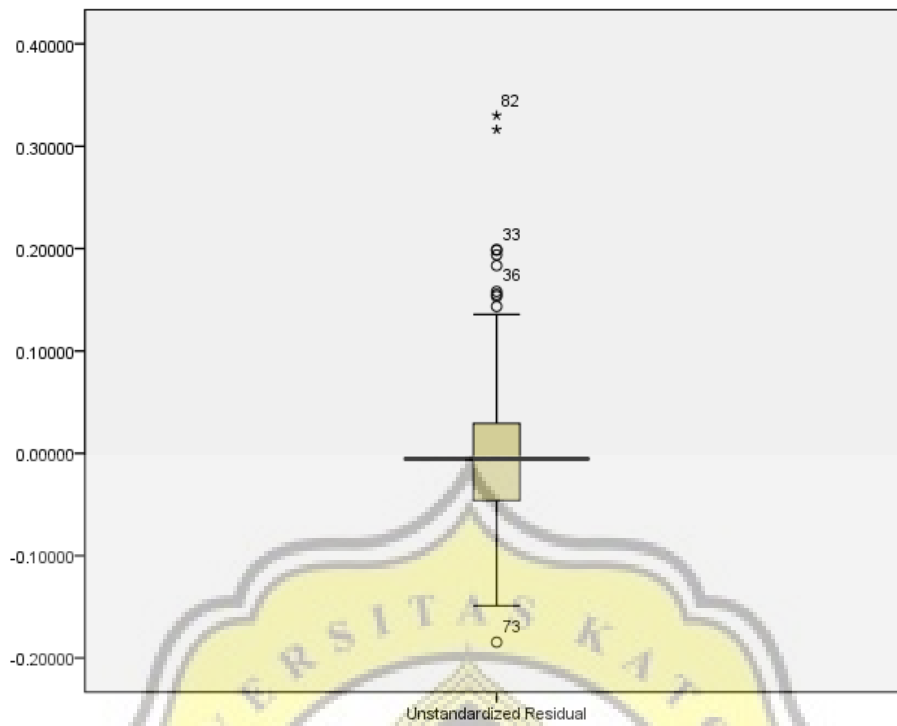
Stem width: ,10000
Each leaf: 1 case(s)

Normal Q-Q Plot of Unstandardized Residual




Detrended Normal Q-Q Plot of Unstandardized Residual





Output SPSS Setelah Normal

Explore



Notes

Output Created	30-Jul-2019 17:31:47	
Comments		
Input	Data	D:\skripsweet\SIDANG\regresi 1.sav
	Active Dataset	DataSet1
	Filter	<none>
	Weight	<none>
	Split File	<none>
	N of Rows in Working Data File	141
Missing Value Handling	Definition of Missing	User-defined missing values for dependent variables are treated as missing.
	Cases Used	Statistics are based on cases with no missing values for any dependent variable or factor used.
Syntax	<pre> EXAMINE VARIABLES=RES_5 /PLOT BOXPLOT STEMLEAF NPLOT /COMPARE GROUP /STATISTICS DESCRIPTIVES EXTREME /CINTERVAL 95 /MISSING LISTWISE /NOTOTAL. </pre>	
Resources	Processor Time	00:00:01.484
	Elapsed Time	00:00:01.108

[DataSet1] D:\skripsweet\SIDANG\regresi 1.sav

Case Processing Summary

	Cases					
	Valid		Missing		Total	
	N	Percent	N	Percent	N	Percent
Unstandardized Residual	141	100.0%	0	.0%	141	100.0%

Descriptives

		Statistic	Std. Error
Unstandardized Residual	Mean	.0000000	.00403500
	95% Confidence Interval for Mean		
	Lower Bound	-7.9774043E-3	
	Upper Bound	.0079774	
	5% Trimmed Mean	-1.4292338E-3	
	Median	.0001402	
	Variance	.002	
	Std. Deviation	.04791293	
	Minimum	-.09625	
	Maximum	.13105	
	Range	.22729	
	Interquartile Range	.06485	
	Skewness	.391	.204
	Kurtosis	-.010	.406

Extreme Values

		Case Number	Value
Unstandardized Residual	Highest	1	121
		2	75
		3	68
		4	129
		5	18
	Lowest	1	3
		2	70
		3	113
		4	133
		5	61

Tests of Normality

	Kolmogorov-Smirnov ^a			Shapiro-Wilk		
	Statistic	df	Sig.	Statistic	df	Sig.
Unstandardized Residual	.055	141	.200 [*]	.982	141	.067

a. Lilliefors Significance Correction

*. This is a lower bound of the true significance.

Unstandardized Residual

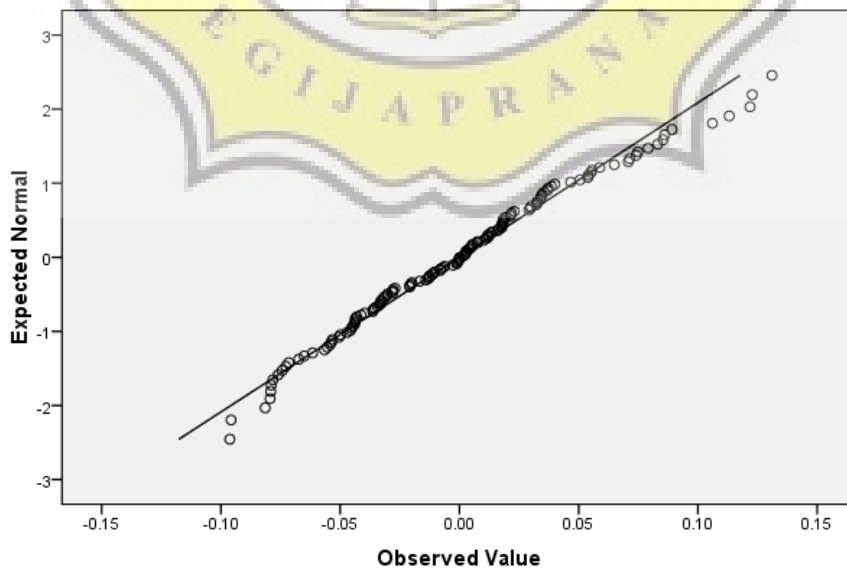
Unstandardized Residual Stem-and-Leaf Plot

```

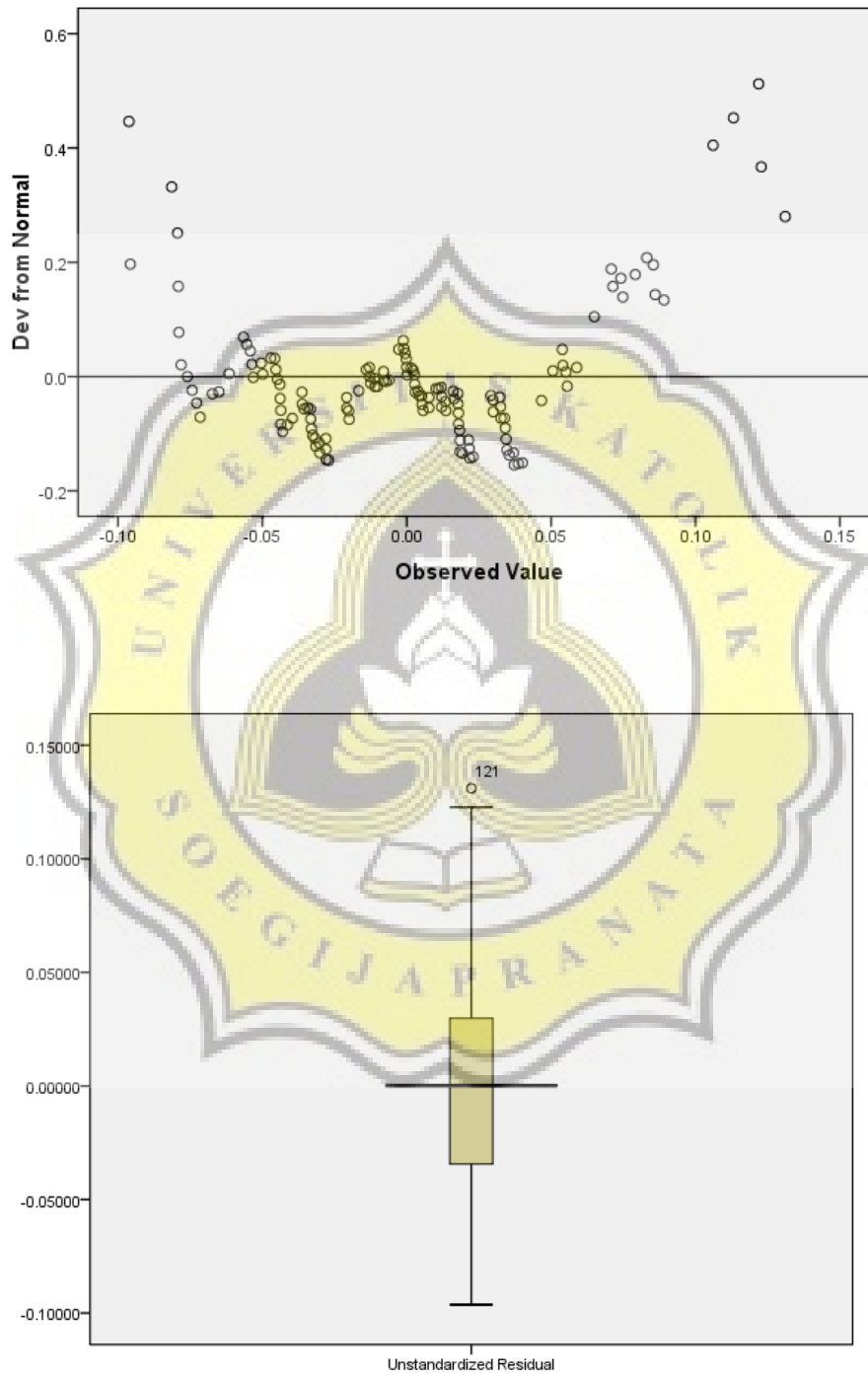
Frequency      Stem & Leaf
3,00          -0 . 899
11,00         -0 . 6667777777
17,00         -0 . 4444444444555555
20,00         -0 . 222222333333333333
19,00         -0 . 000000000111111111
30,00          0 . 000000000001111111111111111111
18,00          0 . 222222333333333333
8,00           0 . 44555555
6,00           0 . 677777
4,00           0 . 8888
2,00           1 . 01
2,00           1 . 22
1,00 Extremes (>=,13)
    
```

Stem width: ,10000
 Each leaf: 1 case(s)

Normal Q-Q Plot of Unstandardized Residual



Detrended Normal Q-Q Plot of Unstandardized Residual






Doc vs Internet + Library

90.73% Originality	9.27% Similarity	577 Sources
--------------------	------------------	-------------

Web sources: 383 sources found

1. http://repositori.uin-alauddin.ac.id/3806/1/Herawati_opt.pdf	0.83%
2. https://repository.usd.ac.id/13081/2/132114122_full.pdf	0.58%
3. http://repository.umrah.ac.id/1664/1/julyta%20utami-14046220119-FE-2018.pdf	0.56%
4. http://eprints.radenfatah.ac.id/1164/1/RIZKIA%20MILANA%20PUTRI%20%2013190241.pdf	0.52%
5. http://jurnal.umrah.ac.id/wp-content/uploads/gravity_forms/1-ec61c9cb232a03a96d0947c6478e525..	0.5%
6. http://eprints.ums.ac.id/39238/1/NASKAH%20PUBLIKASI.pdf	0.45%
7. http://www.iosrjournals.org/iosr-jbm/papers/Vol19-issue5/Version-3/H1905036676.pdf	0.44%
8. https://core.ac.uk/download/pdf/35318761.pdf	0.44%
9. http://repositori.uin-alauddin.ac.id/3208/1/Muhammad%20Aliyafid.%20S.pdf	0.44%
10. http://eprints.ums.ac.id/38609/13/NASKAH%20PUBLIKASI.pdf	0.44%
11. http://jurnal.unpand.ac.id/index.php/AKS/article/download/331/327	0.44%
12. http://jurnal.umrah.ac.id/wp-content/uploads/gravity_forms/1-ec61c9cb232a03a96d0947c6478e52..	0.44%
13. http://eprints.undip.ac.id/49576/1/jurnal_oke.pdf	0.44%
14. http://jurnal.umrah.ac.id/wp-content/uploads/gravity_forms/1-ec61c9cb232a03a96d0947c6478e52..	0.44%
15. http://repository.usu.ac.id/bitstream/handle/123456789/21122/jmb-jan2009-2%20(4).pdf;sequence..	0.43%
16. http://lib.ui.ac.id/naskahringkas/2016-06/S56285-Dinda%20Niken%20Rachmatiantif	0.43%
17. http://repository.unib.ac.id/8180/1/IV,V,LAMP,I-14-hen-FE.pdf	0.43%
18. http://eprints.dinus.ac.id/17098/1/jurnal_15423.pdf	0.43%
19. http://lppm.mercubuana-yogya.ac.id/wp-content/uploads/2016/01/PENGARUH-PRICE-EARNING-..	0.43%
20. http://repository.unhas.ac.id/bitstream/handle/123456789/1549/SKRIPSI%20LENGKAP%20-FEB...	0.43%
21. http://eprints.undip.ac.id/29276/1/pdf_coba2.pdf	0.43%
22. https://journal.unpak.ac.id/index.php/jiafe/article/download/512/422	0.43%
23. http://repositori.uin-alauddin.ac.id/5056/1/Nurwahidah_opt.pdf	0.41%
24. http://repository.usu.ac.id/bitstream/handle/123456789/21122/jmb-jan2009-2%20%284%29.pdf?s...	0.41%
25. http://jurnal.umrah.ac.id/wp-content/uploads/gravity_forms/1-ec61c9cb232a03a96d0947c6478e52..	0.41%
26. http://repositori.uin-alauddin.ac.id/6459/1/MASRIWILYANA.pdf	0.41%
27. http://eprints.perbanas.ac.id/3117/1/ARTIKEL%20ILMIAH.pdf	0.41%
28. http://repository.uinsu.ac.id/3202/1/SKRIPSI%20PDF.pdf	0.41%
29. http://repositori.uin-alauddin.ac.id/2553/1/FADHILAH%20TUNNISA.PDF	0.41%
30. http://eprints.perbanas.ac.id/1805/1/ARTIKEL%20ILMIAH.pdf	0.41%
31. http://eprints.dinus.ac.id/8743/1/jurnal_13355.pdf	0.41%
32. http://eprints.umm.ac.id/38148/3/BAB%20II.pdf	0.4%
33. https://docplayer.info/44242413-Kinerja-jurnal-bisnis-dan-ekonomi-volume-20-no-2-september-201..	0.38%
34. https://docplayer.info/136707544-Prima-ekonomika-vol-9-no-2-oktober-2018-issn.html	0.35%

 Similarity
 Similarity from a chosen source
 Possible character replacement

 Citation
 References