

Lampiran 1
Tabel Sampel Data Perusahaan

No.	Nama Perusahaan	Kode
1	PT. Aqua Golden Mississippi Tbk.	AQUA
2	PT. Sepatu Bata Tbk.	BATA
3	PT. BAT Indonesia Tbk.	BATI
4	PT. Delta Djakarta Tbk.	DLTA
5	PT. Dankos Laboratories Tbk.	DNKS
6	PT. Duta Pertiwi Nusantara Tbk.	DPNS
7	PT. Ekadharna Tape Industries Tbk.	EKAD
8	PT. Eratex Djaja Limited Tbk.	ERTX
9	PT. Fast Food Indonesia Tbk.	FAST
10	PT. Goodyear Indonesia Tbk.	GDYR
11	PT. Gudang Garam Tbk.	GGRM
12	PT. Hexindo Adiperkasa Tbk.	HEXA
13	PT. Hanjaya Mandala Sampoerna Tbk.	HMSP
14	PT. Igarjaya Tbk.	IGAR
15	PT. Intanwijaya Internasional Tbk.	INCI
16	PT. Indofood Sukses Makmur Tbk.	INDF
17	PT. Lion Metal Works Tbk.	LION
18	PT. Lautan Luas Tbk.	LTLS
19	PT. Multi Bintang Indonesia Tbk.	MLBI
20	PT. Mustika Ratu Tbk.	MRAT
21	PT. Pan Brother Tex Tbk.	PBRX
22	PT. Supreme Cable Manufacturing Corporation Tbk.	SCCO
23	PT. Selamat Sempurna Tbk.	SMSM
24	PT. Tembaga Mulia Semanan Tbk.	TBMS
25	PT. Tirta Mahakam Plywood Industries Tbk.	TIRT
26	PT. Tempo Scan Pasific Tbk.	TSPC
27	PT. Tunas Ridean Tbk.	TURI
28	PT. Unilever Indonesia Tbk.	UNVR

Tabel 3.1.
Proses Seleksi Sampel

Keterangan	Jumlah
Perusahaan yang <i>listed</i> di BEJ pada tahun 2002	329
Perusahaan <i>go-public</i> bukan sektor manufaktur tahun 2002	174
Perusahaan manufaktur <i>listed</i> pada tahun 2002	155
Perusahaan manufaktur yang <i>listing</i> selama tahun 2000 hingga 2002	(18)
Perusahaan manufaktur yang tidak melakukan publikasi laporan keuangan secara lengkap	0
Perusahaan manufaktur yang tidak membagikan dividen selama 3 tahun sejak tahun 2000 hingga 2002	(79)
Perusahaan manufaktur yang membagikan dividen tidak secara berturut-turut selama 3 tahun sejak tahun 2000 hingga 2002	(30)
Perusahaan manufaktur yang membagikan dividen selama 3 tahun sejak tahun 2000 hingga 2002	28
Perusahaan manufaktur yang membagikan dividen saham selama 3 tahun secara berturut-turut sejak tahun 2000 hingga 2002	0
Perusahaan manufaktur yang membagikan dividen kas dan menjadi sampel dalam penelitian	28




No	Perusahaan Sub Sektor	Nama Perusahaan
1	Photographic Equipment	Inter Delta
2		Modern Photo Film Company
3		Perdana Bangun Pusaka
4	Pharmaceuticals	Bayer Indonesia
5		Bristol-Myers Squibb Indonesia
6		Dankos Laboratories
7		Darya-Varia Laboratoria
8		Kalbe Farma
9		Merck
10		Schering-plough Indonesia
11		Tempo Scan Pacific
12	Consumer Goods	Mandom Indonesia
13		Mustika Ratu
14		Procter & Gamble Indonesia
15		Unilever Indonesia
16	Adhesive	Duta Pertiwi Nusantara
17		Ekadharna Tape Industries
18		Intanwijaya Internasional
19		Kurnia Kapuas Utama Glue Industries
20	Plastics and Glass Products	Argha Karya Prima Industry
21		Asahimas Flat Glass Co. Ltd.
22		Berlina
23		Dynaplast
24		Igar jaya
25		Langgeng Makmur Plastik Industry
26		Siwani makmur
27		Trias Sentosa
28		Wahana Jaya Perkasa
29	Cement	Indocement Tunggal Prakarsa
30		Semen Cibinong
31		Semen Gresik
32	Metal and Allied Products	Alakasa Industrindo
33		Alumindo Light Metal Industry
34		Citra Tubindo
35		Indal Aluminium Industry
36		jakarta Kyoei Steel Works Limited
37		Jaya Pari Steel
38		Lion Mesh Prima
39		Lion Metal works
40		Pelangi Indah Canindo
41		Tembaga Mulia Semanan

42		Tira Austenite
43	Fabricated Metal Products	Kedaung Indah Can
44		Kedawung Setia Industrial
45	Stonr, Clay, Glass, and Concrete Products	Intikeramik Alamasari Industri
46		Keramika Indonesia Assosiasi
47		Mulia Industrindo
48		Surya Toto Indonesia
49	Machinery	Komatsu Indonesia
50		Texmaco Perkasa Engineering
51	Cable	GT Kabel Indonesia
52		Jemblo Cable Company
53		Kabelindo Murni
54		Sumi Indo Kabel
55		SUCACO
56		Voksel Electric
57	Electronic amd Office Equipment	Astra-Graphia
58		Metrodata Electronics
59		Multi Agro Persada
60		Multipolar Corporation
61	Automotive and Allied Products	Astra International
62		Astra Otoparts
63		Branta Mulia
64		Gajah Tunggal
65		Goodyear Indonesia
66		GT Petrochem Industries
67		Hexindo Adiperkasa
68		Indomobil Sukses Internasional
69		Indospring
70		Intraco Penta
71		Multi Prima Sejatera
72		Nipress
73		Prima Alloy Steel
74		Selamat Sempurna
75		Tunas Ridean
76		United Tractor
77	Tobacco Manufacturers	BAT Indonesia
78		Gudang Garam
79		H M Sampoerna
80	Textile Mill Products	Argo Pantes
81		CENTEX
82		Eratex Djaja Ltd.
83		Panasia Filament

84		Panasia Indosyntec
85		Roda Vivatex
86		Sunson Textile Manufacturer
87		TIFICO
88		TEXMACO JAYA
89	Apparel and Oter Textile Products	Apac Citra Centertex
90		Ever Shine Textile Industry
91		Great River International
92		Hanson Industri Utama
93		Indorama Syntetics
94		Karwel Indonesia
95		Kasogi International
96		Pan Brother Tex
97		Primarindo Asia Infrastructure
98		Ricky Putra Globalindo
99		Sarasa Nugraha
100		Sepatu Bata
101		Surya Intrindo Makmur
102	Lumber and Wood Products	Barito Pacific Timber
103		Daya Sakti Unggul Corporation
104		Sumalindo Lestari Jaya
105		Surya Dumai Industri
106		Tirta Mahakam Plywood Industry
107	Paper and Allied Products	Fajar Surya Wisesa
108		Indah Kiat Pulp & Paper Corporation
109		Pabrik Kertas Tjiwi Kimia
110		Suparma
111		Surabaya Agung Industri Pulp & Kertas
112	Chemical and Allied Products	Aneka Kimia Raya
113		Budi Acid Jaya
114		Eterindo Wahanatama
115		Lautan Luas
116		Polysindo Eka Perkasa
117		Sorini Corporation
118		Unggul Indah Cahaya
119	Food and Beverages	Ades Alfindo Putrasetia
120		Aqua Golden Mississippi
121		Asia Intiselera
122		Cahaya Kalbar
123		Davomas Abadi
124		Delta Djakarta
125		Fast Food Indonesia

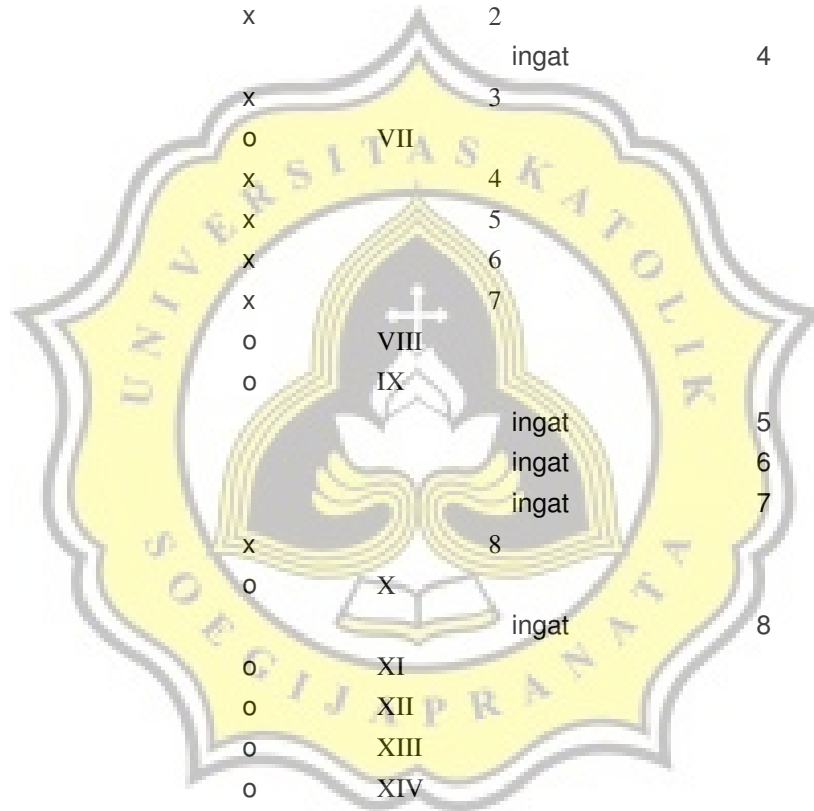
126	Indofood Sukses Makmur
127	Mayora Indah
128	Multi Bintang Indonesia
129	Pioneerindo Gourmet International
130	Prasidha Aneka Niaga
131	Sari Husada
132	Sekar Laut
133	Siantar Top
134	Sierad Produce
135	SMART
136	Suba Indah
137	Ultrajaya Milk Industry & Trading Company



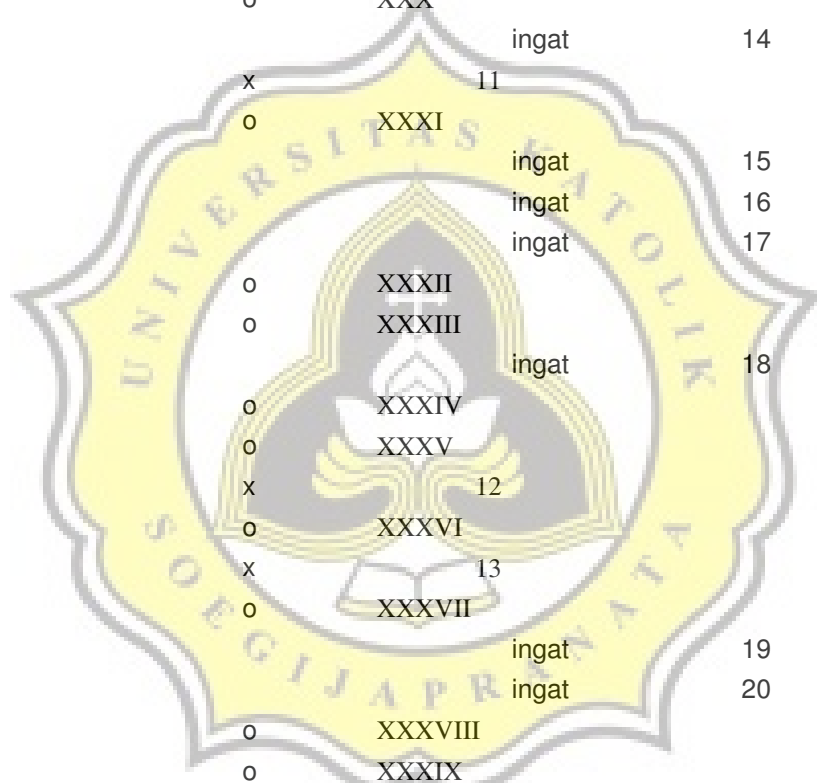
138	1
139	2
140	3
141	4
142	5
143	6
144	7
145	8
146	9
147	10
148	11
149	12
150	13
151	14
152	15
153	16
154	17
155	18
156	
157	
158	
159	
160	
161	
162	
163	
164	
165	

Kebijakan Dividen (2000-2002)

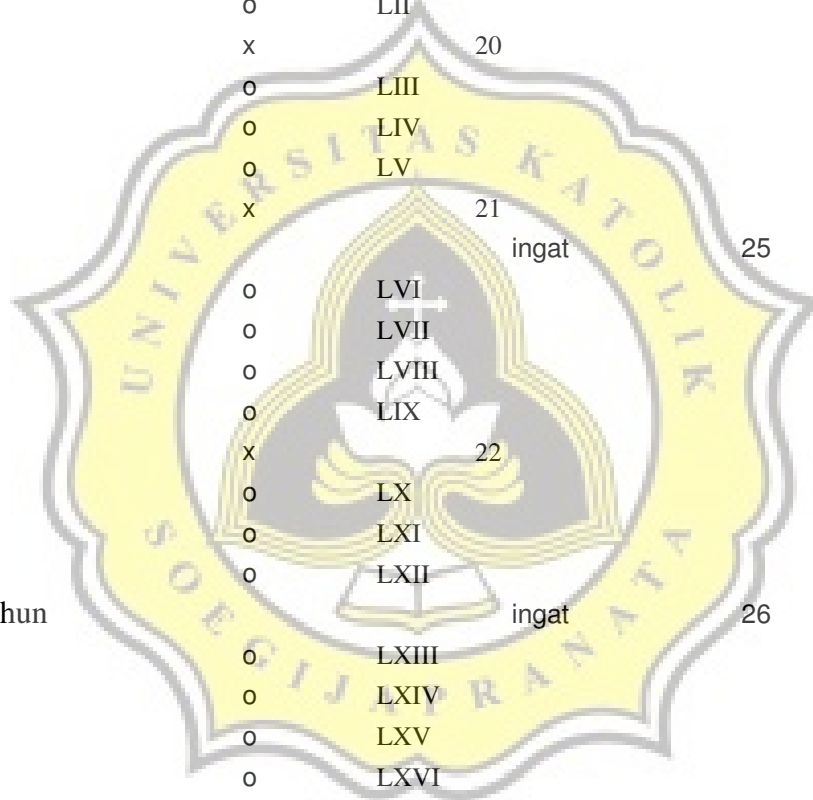
Tidak bagi	o	I		
Tidak bagi	o	II		
Tidak bagi	o	III		
2 tahun			ingat	1
1 tahun			ingat	2
Cash Dividen	x		1	
Tidak bagi	o	IV		
Tidak bagi	o	V		
2 tahun			ingat	3
Tidak bagi	o	VI		
Cash Dividen	x		2	
2 tahun			ingat	4
Cash Dividen	x		3	
Tidak bagi	o	VII		
Cash Dividen	x		4	
Cash Dividen	x		5	
Cash Dividen	x		6	
Cash Dividen	x		7	
Tidak bagi	o	VIII		
Tidak bagi	o	IX		
2 tahun			ingat	5
1 tahun			ingat	6
2 tahun			ingat	7
Cash Dividen	x		8	
Tidak bagi	o	X		
1 tahun			ingat	8
Tidak bagi	o	XI		
Tidak bagi	o	XII		
Tidak bagi	o	XIII		
Tidak bagi	o	XIV		
2 tahun			ingat	9
Tidak bagi	o	XV		
Tidak bagi	o	XVI		
2 tahun			ingat	10
Tidak bagi	o	XVII		
Tidak bagi	o	XVIII		
Tidak bagi	o	XIX		
1 tahun			ingat	11
Cash Dividen	x		9	
Tidak bagi	o	XX		
Cash Dividen	x		10	



Tidak bagi 1 tahun	o	XXI	ingat	12
Tidak bagi	o	XXII		
Tidak bagi	o	XXIII		
Tidak bagi	o	XXIV		
Tidak bagi	o	XXV		
Tidak bagi 2 tahun	o	XXVI	ingat	13
Tidak bagi	o	XXVII		
Tidak bagi	o	XXVIII		
Tidak bagi	o	XXIX		
Tidak bagi 2 tahun	o	XXX	ingat	14
Cash Dividen	x		11	
Tidak bagi 1 tahun	o	XXXI	ingat	15
2 tahun			ingat	16
2 tahun			ingat	17
Tidak bagi	o	XXXII		
Tidak bagi 2 tahun	o	XXXIII	ingat	18
Tidak bagi	o	XXXIV		
Tidak bagi	o	XXXV		
Cash Dividen	x		12	
Tidak bagi	o	XXXVI		
Cash Dividen	x		13	
Tidak bagi 1 tahun	o	XXXVII	ingat	19
2 tahun			ingat	20
Tidak bagi	o	XXXVIII		
Tidak bagi	o	XXXIX		
Tidak bagi	o	XL		
Cash Dividen	x		14	
Cash Dividen	x		15	
Tidak bagi	o	XLI		
Cash Dividen	x		16	
Cash Dividen	x		17	
Cash Dividen	x		18	
Tidak bagi 1 tahun	o	XLII	ingat	21
Cash Dividen	x		19	
Tidak bagi	o	XLIII		



Tidak bagi	o	XLIV		
1 tahun			ingat	22
1 tahun			ingat	23
Tidak bagi	o	XLV		
Tidak bagi	o	XLVI		
Tidak bagi	o	XLVII		
2 tahun			ingat	24
Tidak bagi	o	XLVIII		
Tidak bagi	o	XLIX		
Tidak bagi	o	L		
Tidak bagi	o	LI		
Tidak bagi	o	LII		
Cash Dividen	x		20	
Tidak bagi	o	LIII		
Tidak bagi	o	LIV		
Tidak bagi	o	LV		
Cash Dividen	x		21	
1 tahun			ingat	25
Tidak bagi	o	LVI		
Tidak bagi	o	LVII		
Tidak bagi	o	LVIII		
Tidak bagi	o	LIX		
Cash Dividen	x		22	
Tidak bagi	o	LX		
Tidak bagi	o	LXI		
Tidak bagi	o	LXII		
Stock Dividen 1 tahun			ingat	26
Tidak bagi	o	LXIII		
Tidak bagi	o	LXIV		
Tidak bagi	o	LXV		
Tidak bagi	o	LXVI		
Cash Dividen	x		23	
Tidak bagi	o	LXVII		
Tidak bagi	o	LXVIII		
Stock Dividen 1 tahun & 2 tahun			ingat	27
2 tahun			ingat	28
Cash Dividen	x		24	
Tidak bagi	o	LXIX		
Tidak bagi	o	LXX		
Tidak bagi	o	LXXI		
Cash Dividen	x		25	
Cash Dividen	x		26	



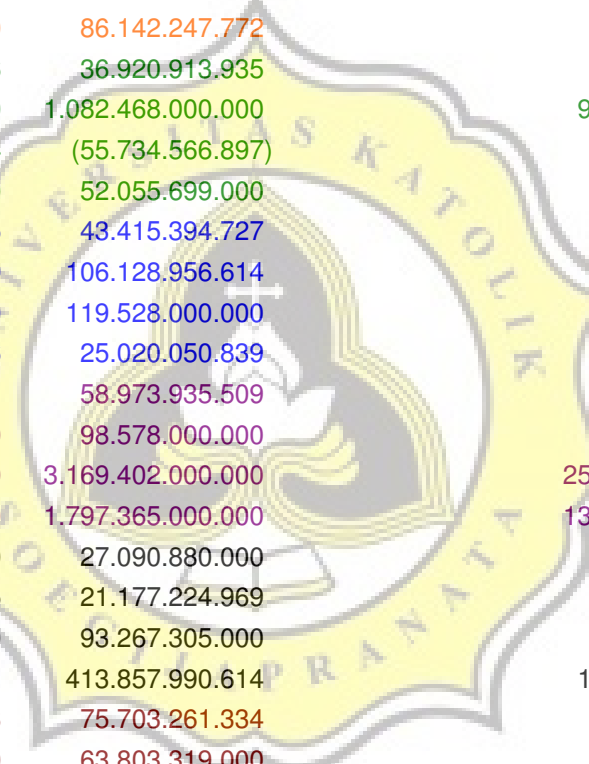
Cash Dividen	x		27	
Tidak bagi	o	LXXII		
Cash Dividen	x		28	
Tidak bagi	o	LXXIII		
Tidak bagi	o	LXXIV		
Stock Dividen 2 tahun & 1 tahun			ingat	29
Tidak bagi	o	LXXV		
Tidak bagi	o	LXXVI		
Tidak bagi	o	LXXVII		
Tidak bagi	o	LXXVIII		
Tidak bagi	o	LXXIX		
1 tahun			ingat	30



No.	Nama Perusahaan	Kode
1	PT. Aqua Golden Mississippi Tbk.	AQUA
2	PT. Sepatu Bata Tbk.	BATA
3	PT. BAT Indonesia Tbk.	BATI
4	PT. Delta Djakarta Tbk.	DLTA
5	PT. Dankos Laboratories Tbk.	DNKS
6	PT. Duta Pertiwi Nusantara Tbk.	DPNS
7	PT. Ekadharna Tape Industries Tbk.	EKAD
8	PT. Eratex Djaja Limited Tbk.	ERTX
9	PT. Fast Food Indonesia Tbk.	FAST
10	PT. Goodyear Indonesia Tbk.	GDYR
11	PT. Gudang Garam Tbk.	GGRM
12	PT. Hexindo Adiperkasa Tbk.	HEXA
13	PT. Hanjaya Mandala Samporna Tbk.	HMSP
14	PT. Igarjaya Tbk.	IGAR
15	PT. Intanwijaya Internasional Tbk.	INCI
16	PT. Indofood Sukses Makmur Tbk.	INDF
17	PT. Lion Metal Works Tbk.	LION
18	PT. Lautan Luas Tbk.	LTLS
19	PT. Multi Bintang Indonesia Tbk.	MLBI
20	PT. Mustika Ratu Tbk.	MRAT
21	PT. Pan Brother Tex Tbk.	PBRX
22	PT. Supreme Cable Manufacturing Corporation Tbk.	SCCO
23	PT. Selamat Sempurna Tbk.	SMSM
24	PT. Tembaga Mulia Semanan Tbk.	TBMS
25	PT. Tirta Mahakam Plywood Industries Tbk.	TIRT
26	PT. Tempo Scan Pasific Tbk.	TSPC
27	PT. Tunas Ridean Tbk.	TURI
28	PT. Unilever Indonesia Tbk.	UNVR

KODE	DPS	EPS	NET SALES	TOTAL ASET
AQUA 00	500	2.922	550.584.405.959	341.018.487.619
DLTA 00	300	2.148	259.052.517.000	386.063.118.000
FAST 00	11	59	422.697.788.000	186.773.675.000
INDF 00	18	71	12.702.238.659.575	12.554.629.910.557
MLBI 00	817	4.448	508.248.777.000	433.606.743.000
LION 00	188	236	59.093.202.792	104.719.370.661
TBMS 00	80	386	763.549.198.128	509.854.534.110
DPNS 00	50	138	63.799.101.912	137.239.013.888
EKAD 00	75	136	82.039.713.474	58.399.230.058
INCI 00	50	198	79.186.819.792	151.811.362.076
IGAR 00	8	20	289.377.652.836	228.644.661.484
DNKS 00	20	51	531.844.905.411	481.811.689.934
MRAT 00	150	294	194.280.109.425	278.214.359.246
UNVR 00	690	1.066	4.870.972.000.000	2.253.637.000.000
SCCO 00	80	2.388	461.666.092.485	423.005.615.678
GDYR 00	100	908	515.663.563.000	406.151.044.000
HEXA 00	40	367	388.374.773.183	401.985.652.185
SMSM 00	57	227	502.847.979.382	529.836.576.464
TURI 00	55	68	2.063.187.000.000	800.269.000.000
TIRT 00	6	21	320.456.852.467	283.533.588.363
LTLS 00	7	33	820.805.174.550	700.431.106.420
BATI 00	350	871	874.202.000.000	812.466.000.000
GGRM 00	500	1.166	14.964.674.000.000	10.843.195.000.000
HMSP 00	350	219	10.029.401.000.000	8.524.815.000.000
ERTX 00	25	54	115.014.153.000	514.877.307.000
PBRX 00	35	195	241.769.469.560	115.784.153.225
BATA 00	3.550	4.871	368.041.990.000	207.844.411.000
TSPC 00	150	773	1.451.646.153.157	1.428.314.167.517
AQUA 01	625	3.648	793.652.121.804	513.596.902.330
DLTA 01	400	2.785	306.072.997.000	346.404.073.000
FAST 01	11	58	593.903.903.000	210.261.034.000
INDF 01	25	82	14.644.598.015.377	12.979.101.584.102
MLBI 01	4.463	5.403	569.920.703.000	517.775.314.000
LION 01	60	225	66.834.042.399	100.098.861.753
TBMS 01	100	1.056	1.039.915.531.919	619.900.395.210
DPNS 01	25	86	79.162.960.342	131.618.777.713
EKAD 01	90	134	80.343.918.399	59.709.705.724
INCI 01	50	175	100.388.959.038	162.305.451.773
IGAR 01	2	8	329.410.449.206	250.480.872.887
DNKS 01	20	66	763.624.178.903	568.511.473.779
MRAT 01	254	340	228.226.078.566	295.030.584.376
UNVR 01	350	1.162	6.012.611.000.000	2.682.025.000.000
SCCO 01	30	66	648.625.798.936	481.084.718.395

GDYR 01	120	286	593.045.664.000	390.074.082.000
HEXA 01	180	257	489.127.937.377	569.401.773.577
SMSM 01	90	210	565.090.284.771	567.043.494.174
TURI 01	11	57	2.350.738.000.000	1.113.007.000.000
TIRT 01	6	17	383.920.804.415	336.352.594.118
LTLS 01	16	63	1.039.516.747.378	762.820.648.185
BATI 01	800	1.718	1.538.395.000.000	730.886.000.000
GGRM 01	300	1.085	17.970.450.000.000	13.448.124.000.000
HMSP 01	25	212	14.066.515.000.000	9.470.540.000.000
ERTX 01	15	67	500.693.404.000	458.982.676.000
PBRX 01	50	236	287.978.217.237	158.527.946.329
BATA 01	1.500	4.882	407.887.952.000	222.913.054.000
TSPC 01	400	704	1.785.230.021.044	1.663.924.897.500
AQUA 02	860	5.023	1.021.898.740.696	545.394.211.307
DLTA 02	400	2.800	277.637.037.000	379.536.592.000
FAST 02	16	84	715.230.107.000	244.380.903.000
INDF 02	28	86	16.466.285.005.124	15.251.515.953.263
MLBI 02	3.097	4.037	542.394.026.000	475.039.238.000
LION 02	70	228	83.535.033.369	108.262.574.583
TBMS 02	100	1.147	953.102.602.912	569.271.046.640
DPNS 02	10	21	58.301.937.864	125.603.749.900
EKAD 02	75	140	76.513.608.749	58.490.884.695
INCI 02	10	29	84.970.336.667	164.059.720.424
IGAR 02	3	18	390.585.856.025	237.576.629.984
DNKS 02	20	104	1.065.422.022.765	660.948.545.542
MRAT 02	36	48	252.977.381.336	291.549.154.925
UNVR 02	500	1.282	7.015.181.000.000	3.091.853.000.000
SCCO 02	50	298	543.556.751.330	435.377.526.289
GDYR 02	150	401	563.247.237.000	385.547.832.000
HEXA 02	80	232	507.874.054.947	638.783.983.074
SMSM 02	150	155	603.354.874.019	583.627.131.987
TURI 02	16	53	2.444.867.000.000	1.111.266.000.000
TIRT 02	5	18	380.047.478.690	403.385.958.015
LTLS 02	5	25	1.113.637.745.274	902.285.523.082
BATI 02	200	1.791	1.644.921.000.000	696.440.000.000
GGRM 02	300	1.085	20.939.084.000.000	15.452.703.000.000
HMSP 02	50	371	15.128.664.000.000	9.817.074.000.000
ERTX 02	10	44	363.803.591.000	418.677.669.000
PBRX 02	15	210	300.118.225.420	140.844.362.005
BATA 02	1.150	3.720	411.028.211.000	210.081.520.000
TSPC 02	400	703	1.959.435.134.705	1.816.535.987.431

GROSS FIXED ASET**EBIT****MARKET EQUITY(STOCKS)**

313.528.445.046	58.582.091.398	184.274.622.000
234.438.959.000	51.776.370.000	118.497.539.400
72.489.512.000	35.682.321.000	423.937.500.000
6.703.044.061.732	1.542.440.082.681	7.095.900.000.000
394.316.342.000	125.918.184.000	716.380.000.000
35.761.356.180	16.514.227.307	29.909.200.000
70.299.440.842	13.670.554.278	49.590.900.000
32.079.266.680	24.207.797.448	72.418.846.500
22.001.889.420	6.564.618.135	31.305.120.000
92.522.236.249	27.094.725.399	68.310.000.000
123.119.789.588	41.824.465.325	105.000.000.000
116.007.188.280	86.142.247.772	491.163.750.000
92.013.215.496	36.920.913.935	144.450.000.000
694.080.000.000	1.082.468.000.000	9.537.500.000.000
266.870.028.814	(55.734.566.897)	205.583.400.000
331.210.310.000	52.055.699.000	246.000.000.000
75.572.039.705	43.415.394.727	155.400.000.000
377.896.555.759	106.128.956.614	519.467.520.000
177.149.000.000	119.528.000.000	313.875.000.000
168.512.488.706	25.020.050.839	118.560.000.000
194.781.892.441	58.973.935.509	315.900.000.000
289.773.000.000	98.578.000.000	798.600.000.000
2.688.874.000.000	3.169.402.000.000	25.013.144.000.000
2.576.560.000.000	1.797.365.000.000	13.827.200.000.000
169.705.630.000	27.090.880.000	41.750.300.000
48.049.400.685	21.177.224.969	99.840.000.000
91.818.349.000	93.267.305.000	158.600.000.000
359.706.104.581	413.857.990.614	1.383.750.000.000
460.592.423.333	75.703.261.334	460.686.555.000
241.404.073.000	63.803.319.000	121.700.175.600
105.966.946.000	35.315.491.000	345.843.750.000
5.595.589.743.980	1.743.147.884.833	5.722.500.000.000
415.270.213.000	159.257.243.000	442.470.000.000
36.095.700.037	14.460.618.973	31.209.600.000
395.012.971.595	38.463.677.218	73.468.000.000
32.444.419.620	13.017.973.176	50.378.328.000
23.360.632.476	5.659.575.778	20.124.720.000
95.117.020.197	28.661.207.064	51.232.500.000
157.092.797.473	23.188.889.861	68.250.000.000
144.953.326.973	115.211.202.847	410.791.500.000
81.994.640.926	40.242.686.858	133.750.000.000
901.487.000.000	1.212.606.000.000	12.475.050.000.000
291.608.057.310	18.847.291.084	205.583.400.000

182.371.257.000	18.238.486.000	200.900.000.000
160.149.298.859	64.859.461.849	58.800.000.000
466.442.161.676	109.573.553.164	467.520.768.000
225.300.000.000	109.168.000.000	313.875.000.000
223.867.735.766	24.359.398.558	93.600.000.000
248.008.385.720	92.627.800.888	187.200.000.000
289.192.000.000	153.324.000.000	415.800.000.000
3.404.200.000.000	3.355.660.000.000	16.643.361.200.000
2.720.703.000.000	2.610.051.000.000	14.400.000.000.000
201.097.764.000	35.937.821.000	41.259.120.000
57.972.518.060	24.901.410.665	72.960.000.000
106.124.938.000	97.407.832.000	182.000.000.000
395.012.971.595	348.241.187.088	1.462.500.000.000
563.164.540.833	102.299.818.309	493.592.737.500
253.127.093.000	57.791.913.000	131.308.084.200
126.745.334.000	48.926.681.000	401.625.000.000
7.671.562.691.094	2.052.869.048.544	5.630.940.000.000
420.597.827.000	117.517.681.000	579.425.000.000
44.634.479.999	16.057.272.334	39.012.000.000
485.001.701.375	45.254.835.162	33.060.600.000
41.793.666.933	1.391.218.382	27.708.080.400
25.613.485.717	5.559.273.606	22.360.800.000
99.408.717.872	6.528.634.319	46.383.333.425
150.219.216.829	51.458.141.659	89.250.000.000
191.499.562.042	161.417.863.862	357.210.000.000
88.178.595.059	27.624.367.727	154.080.000.000
1.015.390.000.000	1.314.355.000.000	13.886.600.000.000
299.709.693.137	79.406.907.905	210.722.985.000
171.387.428.000	25.157.831.000	178.350.000.000
237.444.986.229	58.086.599.339	66.360.000.000
496.846.683.167	85.495.110.986	376.613.952.000
274.654.000.000	105.163.000.000	397.575.000.000
296.927.580.550	30.969.346.654	78.000.000.000
362.719.748.784	60.384.647.371	140.400.000.000
272.895.000.000	166.805.000.000	590.700.000.000
5.210.927.000.000	3.432.884.000.000	15.969.930.400.000
2.590.761.000.000	2.907.612.000.000	16.249.917.150.000
203.062.433.000	21.660.593.000	19.647.200.000
54.583.673.028	22.493.823.476	153.600.000.000
112.284.694.000	78.200.205.000	195.000.000.000
485.001.701.375	370.891.823.459	1.856.250.000.000

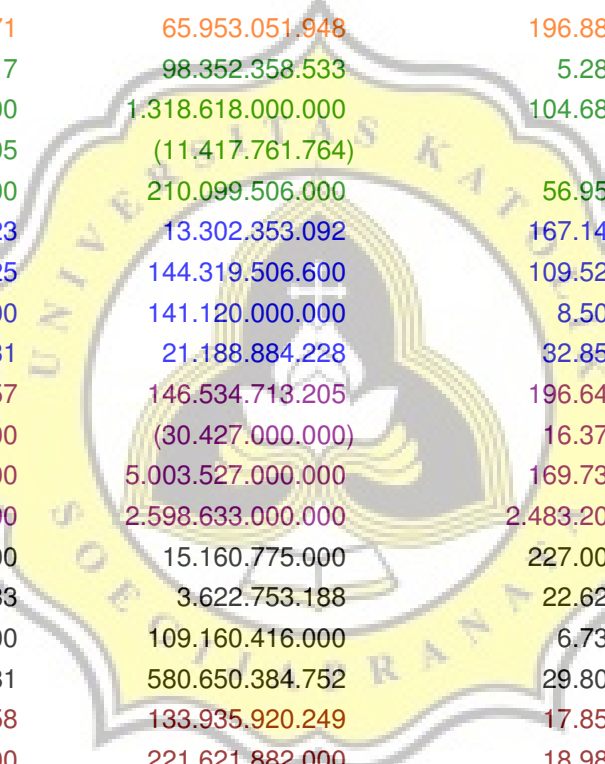
SHAREHOLDER EQUITY

C.P.

OUTSTANDING SHARES

123.774.344.715	14.000	13.162.473
216.859.826.000	7.400	16.013.181
83.006.976.000	950	446.250.000
3.058.712.804.466	775	9.156.000.000
215.109.317.000	34.000	21.070.000
83.800.377.657	575	52.016.000
72.379.519.556	2.700	18.367.000
105.892.895.372	575	125.945.820
43.879.018.003	700	44.721.600
122.936.839.775	675	101.200.000
103.608.826.489	100	1.050.000.000
160.560.108.006	550	893.025.000
227.724.804.084	1.350	107.000.000
1.425.559.000.000	12.500	763.000.000
202.552.386.470	1.000	205.583.400
251.099.506.000	6.000	41.000.000
114.014.108.467	925	168.000.000
291.283.984.682	2.000	259.733.760
283.270.000.000	1.125	279.000.000
115.922.816.561	190	624.000.000
346.404.791.051	405	780.000.000
381.519.000.000	12.100	66.000.000
6.111.108.000.000	13.000	1.924.088.000
3.821.862.000.000	14.900	928.000.000
65.833.882.000	425	98.236.000
45.682.753.188	1.300	76.800.000
124.420.351.000	12.200	13.000.000
1.053.291.224.145	3.075	450.000.000
164.892.354.401	35.000	13.162.473
256.650.719.000	7.600	16.013.181
103.994.930.000	775	446.250.000
3.561.580.555.072	625	9.156.000.000
291.925.512.000	21.000	21.070.000
85.750.803.110	600	52.016.000
89.523.802.755	4.000	18.367.000
110.387.784.945	400	125.945.820
46.523.169.258	450	44.721.600
140.009.233.459	405	126.500.000
105.021.382.415	65	1.050.000.000
201.463.956.743	460	893.025.000
249.049.164.235	1.250	107.000.000
1.728.199.000.000	16.350	763.000.000
199.222.312.978	1.000	205.583.400

390.074.082.000	4.900	41.000.000
153.874.971.211	700	84.000.000
331.124.510.516	1.800	259.733.760
362.678.000.000	225	1.395.000.000
119.075.467.948	150	624.000.000
389.915.123.659	240	780.000.000
403.211.000.000	6.300	66.000.000
8.198.192.000.000	8.650	1.924.088.000
4.161.567.000.000	3.200	4.500.000.000
69.908.150.000	420	98.236.000
61.090.045.571	950	76.800.000
141.738.468.000	14.000	13.000.000
1.270.581.512.026	3.250	450.000.000
220.765.060.202	37.500	13.162.473
295.084.472.000	8.200	16.013.181
136.736.564.000	900	446.250.000
3.662.697.503.150	600	9.384.900.000
282.940.799.000	27.500	21.070.000
94.505.855.639	750	52.016.000
108.755.670.138	1.800	18.367.000
109.889.915.958	220	125.945.820
48.570.194.601	500	44.721.600
138.642.630.734	275	168.666.667
121.962.282.158	85	1.050.000.000
277.726.760.527	400	893.025.000
240.159.914.759	360	428.000.000
2.019.748.000.000	18.200	763.000.000
254.388.586.645	1.025	205.583.400
270.547.832.000	4.350	41.000.000
177.737.721.606	395	168.000.000
348.118.528.821	1.450	259.733.760
420.848.000.000	285	1.395.000.000
126.682.421.766	125	624.000.000
396.698.829.264	180	780.000.000
404.535.000.000	8.950	66.000.000
9.709.701.000.000	8.300	1.924.088.000
5.200.893.000.000	3.700	4.391.869.500
73.080.000.000	200	98.236.000
73.385.973.350	2.000	76.800.000
149.150.121.000	15.000	13.000.000
1.423.573.023.059	4.125	450.000.000

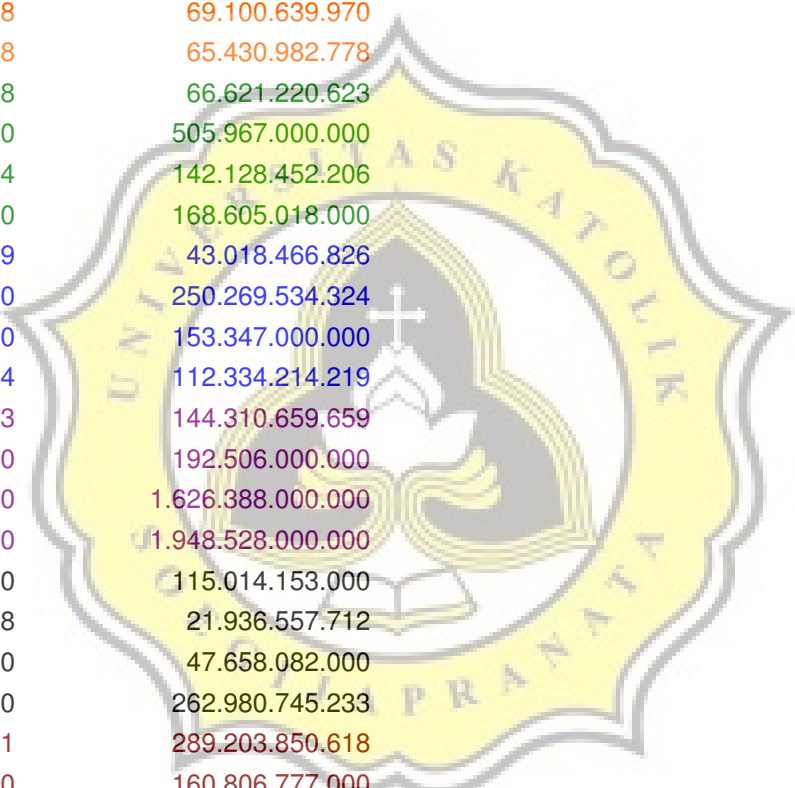
LABA BERJALAN**LABA DITAHAN****LONG TERM DEBT**

38.464.528.990	92.502.864.591	10.878.083.099
34.396.225.000	181.830.989.000	67.178.791.000
26.127.673.000	38.158.691.000	30.087.437.000
646.172.334.187	2.070.902.416.106	4.901.113.265.162
93.722.910.000	192.236.977.000	16.533.085.000
12.274.977.004	29.829.747.436	-
7.092.921.248	9.904.819.556	-
17.390.071.328	31.833.164.122	151.123.639
6.095.410.594	17.452.877.280	321.054.248
20.074.871.445	71.896.839.775	1.730.631.230
21.038.867.044	57.956.013.354	15.629.451.427
45.552.503.471	65.953.051.948	196.887.022.821
31.446.666.017	98.352.358.533	5.288.115.121
813.205.000.000	1.318.618.000.000	104.689.000.000
491.010.718.405	(11.417.761.764)	-
37.223.508.000	210.099.506.000	56.957.260.000
30.794.902.623	13.302.353.092	167.140.000.000
59.034.039.025	144.319.506.600	109.523.846.575
94.933.000.000	141.120.000.000	8.502.000.000
12.854.457.331	21.188.884.228	32.855.395.931
26.009.337.457	146.534.713.205	196.642.316.949
57.646.000.000	(30.427.000.000)	16.372.000.000
2.243.215.000.000	5.003.527.000.000	169.737.000.000
1.013.897.000.000	2.598.633.000.000	2.483.207.000.000
5.230.640.000	15.160.775.000	227.008.282.000
14.978.464.883	3.622.753.188	22.621.950.881
63.322.094.000	109.160.416.000	6.736.434.000
347.785.104.581	580.650.384.752	29.808.620.678
48.014.292.158	133.935.920.249	17.854.076.413
44.594.847.000	221.621.882.000	18.989.539.000
25.896.706.000	58.885.371.000	18.947.274.000
746.329.723.584	2.647.424.139.690	2.603.358.937.792
113.836.185.000	269.925.512.000	16.126.277.000
11.729.433.453	30.112.172.889	-
19.400.113.199	27.835.572.755	-
10.792.180.573	36.328.053.695	6.166.579.208
5.976.410.237	20.075.167.517	460.924.729
22.132.393.684	71.264.733.459	747.020.589
8.030.357.838	56.918.338.222	22.995.655.777
59.025.856.773	107.118.408.721	232.878.643.410
36.364.107.286	118.716.465.819	393.682.540
886.944.000.000	1.621.258.000.000	133.808.000.000
13.479.565.444	(14.384.868.320)	-

11.725.601.000	217.725.107.000	54.337.164.000
43.220.862.744	53.163.215.836	39.580.000.000
54.645.350.154	182.160.032.434	113.478.834.705
79.408.000.000	222.078.000.000	207.916.000.000
10.490.151.387	27.779.035.615	23.864.912.417
48.974.781.004	190.049.494.209	201.411.519.232
113.420.000.000	(19.307.000.000)	21.643.000.000
2.087.361.000.000	7.090.888.000.000	191.400.000.000
955.413.000.000	3.054.246.000.000	2.406.780.000.000
6.573.350.000	19.278.225.000	242.534.180.000
18.095.292.383	18.230.045.571	20.674.831.245
63.468.117.000	126.478.533.000	7.259.509.000
316.926.664.915	785.077.049.667	13.906.322.756
66.109.918.250	191.819.292.864	43.871.125.319
44.839.025.000	260.055.635.000	19.132.289.000
37.650.384.000	91.368.038.000	22.566.717.000
802.632.827.816	3.222.119.017.506	5.717.778.498.153
85.050.697.000	260.068.459.000	19.467.463.000
11.876.012.529	38.369.393.418	2.213.583.563
21.068.567.383	47.067.440.138	981.234.396
2.650.776.513	35.830.184.708	7.871.012.348
6.246.681.367	22.296.904.884	402.509.755
4.958.397.275	50.132.505.734	1.064.416.829
18.515.975.374	73.254.010.096	19.252.689.513
93.174.306.531	182.432.215.252	207.894.752.764
20.451.896.698	111.895.362.517	848.480.080
978.249.000.000	1.912.807.000.000	113.212.000.000
61.333.775.667	40.781.405.347	502.867.500
16.454.776.000	229.259.883.000	30.626.235.000
38.982.750.395	76.025.966.231	155.307.049.197
40.222.026.888	198.506.020.922	116.956.000.551
73.515.000.000	280.248.000.000	235.643.000.000
11.506.953.818	35.385.989.433	72.739.603.766
19.450.748.621	197.410.242.830	208.411.617.277
118.180.000.000	(9.845.000.000)	32.133.000.000
2.086.891.000.000	8.600.552.000.000	215.936.000.000
1.671.084.000.000	4.260.198.000.000	2.299.268.000.000
4.288.073.000	22.092.758.000	192.131.527.000
16.135.927.779	29.525.973.350	23.470.465.353
48.361.653.000	133.890.186.000	7.311.917.000
316.307.331.824	966.384.381.491	11.534.179.420

PIUTANG**NET FIXED ASET**

114.996.360.175	186.352.705.513
97.855.028.000	166.577.526.000
4.305.229.000	43.737.735.000
1.259.285.220.323	5.203.971.198.727
44.438.585.000	254.833.531.000
12.550.798.410	17.870.769.884
232.584.233.134	33.486.522.781
68.867.749.893	11.234.182.870
12.657.536.139	11.585.221.669
59.155.714.124	55.257.495.196
52.953.783.738	69.100.639.970
112.923.999.698	65.430.982.778
41.564.297.888	66.621.220.623
389.609.000.000	505.967.000.000
112.768.628.074	142.128.452.206
85.019.036.000	168.605.018.000
141.876.443.619	43.018.466.826
107.856.171.600	250.269.534.324
499.408.000.000	153.347.000.000
23.815.693.954	112.334.214.219
223.644.767.193	144.310.659.659
34.381.000.000	192.506.000.000
1.695.920.000.000	1.626.388.000.000
67.095.093.000.000	1.948.528.000.000
74.408.881.000	115.014.153.000
44.643.011.018	21.936.557.712
26.627.270.000	47.658.082.000
178.436.796.120	262.980.745.233
188.733.389.741	289.203.850.618
111.623.053.000	160.806.777.000
4.499.291.000	54.805.103.000
1.129.902.708.703	5.427.878.251.627
58.602.874.000	259.916.683.000
9.222.552.116	16.569.671.926
249.844.055.843	282.250.998.268
63.604.143.073	10.415.128.630
9.840.551.078	11.616.852.652
74.613.359.877	54.460.887.634
60.230.499.349	89.993.059.557
143.811.331.837	81.548.418.975
51.450.235.356	52.283.955.140
330.779.000.000	676.805.000.000
193.607.947.894	160.401.031.934



73.080.284.000	181.161.065.000
249.985.177.949	117.575.077.292
125.163.826.004	286.672.766.215
487.372.000.000	188.492.000.000
21.934.738.605	153.507.292.191
184.773.956.610	182.757.366.711
41.234.000.000	179.069.000.000
1.651.239.000.000	2.191.965.000.000
439.752.000.000	1.942.925.000.000
46.614.128.000	138.242.818.000
57.801.823.801	24.090.370.483
23.935.820.000	55.449.078.000
172.906.232.649	282.250.998.268
158.153.327.450	338.805.815.812
132.358.330.000	155.544.462.000
3.977.483.000	65.613.869.000
1.580.469.846.177	5.661.423.827.196
56.427.581.000	246.923.921.000
11.389.449.930	23.462.881.789
186.538.572.159	346.961.963.932
58.471.989.381	18.309.169.588
8.155.101.876	12.495.570.532
69.038.646.574	52.889.010.284
60.097.189.088	79.806.917.202
171.039.000.011	110.178.833.701
79.867.814.118	55.678.686.676
296.264.000.000	745.295.000.000
114.536.364.362	168.212.634.785
73.012.339.000	169.948.575.000
231.948.453.946	170.352.220.881
92.862.579.970	264.565.008.954
454.533.000.000	221.045.000.000
20.382.241.249	205.869.591.074
235.738.572.177	283.650.718.014
50.094.000.000	159.873.000.000
1.489.301.000.000	3.800.069.000.000
324.638.000.000	1.806.252.000.000
55.658.525.000	127.194.432.000
47.257.797.293	22.433.359.619
20.854.385.000	54.357.216.000
160.953.347.065	346.961.963.932

