

## Skala kepuasan perkawinan istri

### PUTARAN 1

#### Reliability

##### Case Processing Summary

		N	%
Cases	Valid	40	100,0
	Exclude d(a)	0	,0
	Total	40	100,0

a Listwise deletion based on all variables in the procedure.

##### Reliability Statistics

Cronbach's Alpha	N of Items
,944	44

##### Scale Statistics

Mean	Variance	Std. Deviation	N of Items
141,85	270,285	16,440	44

##### Item-Total Statistics

	Scale Mean if Item Deleted	Scale Variance if Item Deleted	Corrected Item-Total Correlation	Cronbach's Alpha if Item Deleted
Y1	138,08	266,020	<b>.296</b>	,944
Y2	139,33	274,276	<b>-.172</b>	,948
Y3	138,38	262,138	,482	,943
Y4	138,48	256,512	,665	,942
Y5	138,85	263,362	<b>.276</b>	,945
Y6	138,93	256,584	,632	,942
Y7	138,95	252,869	,712	,941

Y8	138,80	251,497	,732	,941
Y9	138,83	256,199	,549	,943
Y10	138,48	258,666	,465	,943
Y11	139,00	254,718	,559	,943
Y12	138,83	259,071	,640	,942
Y13	138,43	256,866	,686	,942
Y14	138,60	253,733	,713	,941
Y15	138,73	257,589	,525	,943
Y16	139,18	259,122	,452	,943
Y17	138,45	263,382	,373	,944
Y18	138,58	255,994	,482	,943
Y19	138,03	264,538	,382	,944
Y20	138,73	258,974	,522	,943
Y21	138,05	264,254	,445	,943
Y22	138,83	264,404	,325	,944
Y23	138,48	264,153	<b><u>,281</u></b>	,944
Y24	138,65	264,131	<b><u>,255</u></b>	,945
Y25	138,25	259,526	,595	,943
Y26	138,50	251,846	,767	,941
Y27	138,73	251,384	,763	,941
Y28	138,75	249,987	,883	,940
Y29	138,60	259,067	,389	,944
Y30	139,20	249,805	,751	,941
Y31	138,45	261,690	,470	,943
Y32	138,75	251,782	,667	,942
Y33	138,33	265,866	<b><u>,192</u></b>	,945
Y34	138,60	260,708	,529	,943
Y35	138,65	258,746	,450	,943
Y36	138,55	255,536	,585	,942
Y37	139,05	261,844	<b><u>,249</u></b>	,946
Y38	138,58	257,122	,667	,942
Y39	138,35	261,156	,492	,943
Y40	138,60	252,195	,744	,941
Y41	138,55	263,177	,318	,944
Y42	138,33	257,456	,509	,943
Y43	138,58	252,661	,795	,941
Y44	138,58	252,251	,733	,941

Keterangan:

Item yang tidak valid= cetak tebal dan garis bawah  
r = 0,3

## PUTARAN 2

### Reliability

#### Case Processing Summary

		N	%
Cases	Valid	40	100,0
	Excluded(a)	0	,0
	Total	40	100,0

a Listwise deletion based on all variables in the procedure.

#### Reliability Statistics

Cronbach's Alpha	N of Items
,953	37

#### Scale Statistics

Mean	Variance	Std. Deviation	N of Items
119,65	238,746	15,451	37

#### Item-Total Statistics

	Scale Mean if Item Deleted	Scale Variance if Item Deleted	Corrected Item-Total Correlation	Cronbach's Alpha if Item Deleted
Y3	116,18	231,071	,483	,952
Y4	116,28	225,692	,671	,951
Y6	116,73	225,743	,638	,951
Y7	116,75	222,038	,728	,951
Y8	116,60	220,862	,742	,950
Y9	116,63	225,061	,569	,952
Y10	116,28	228,204	,447	,953
Y11	116,80	224,421	,546	,952

Y12	116,63	227,984	,654	,951
Y13	116,23	225,871	,701	,951
Y14	116,40	222,913	,726	,951
Y15	116,53	226,153	,555	,952
Y16	116,98	228,128	,457	,953
Y17	116,25	232,449	,361	,953
Y18	116,38	225,061	,491	,953
Y19	115,83	233,430	,375	,953
Y20	116,53	227,589	,549	,952
Y21	115,85	233,310	,426	,953
Y22	116,63	233,369	,314	,953
Y25	116,05	228,510	,603	,952
Y26	116,30	220,728	,800	,950
Y27	116,53	220,769	,773	,950
Y28	116,55	219,536	,891	,949
Y29	116,40	228,759	,365	,954
Y30	117,00	219,538	,749	,950
Y31	116,25	230,808	,461	,952
Y32	116,55	221,074	,678	,951
Y34	116,40	229,733	,530	,952
Y35	116,45	228,715	,413	,953
Y36	116,35	224,746	,591	,952
Y38	116,38	226,189	,677	,951
Y39	116,15	230,592	,466	,952
Y40	116,40	221,272	,766	,950
Y41	116,35	232,285	,306	,953
Y42	116,13	226,881	,500	,952
Y43	116,38	222,138	,798	,950
Y44	116,38	221,881	,729	,951

## Skala kepuasan perkawinan suami

### PUTARAN 1

#### Reliability

##### Case Processing Summary

		N	%
Cases	Valid	40	100,0
	Excluded(a)	0	,0
	Total	40	100,0

a. Listwise deletion based on all variables in the procedure.

##### Reliability Statistics

Cronbach's Alpha	N of Items
,948	44

##### Scale Statistics

Mean	Variance	Std. Deviation	N of Items
143,50	234,256	15,305	44

##### Item-Total Statistics

	Scale Mean if Item Deleted	Scale Variance if Item Deleted	Corrected Item-Total Correlation	Cronbach's Alpha if Item Deleted
Y1b	139,93	229,046	<b>,233</b>	,949
Y2b	141,18	238,815	<b>-,211</b>	,953
Y3b	140,03	222,384	,645	,946
Y4b	140,18	222,199	,636	,946
Y5b	140,33	221,507	,652	,946
Y6b	140,28	220,256	,740	,945
Y7b	140,35	220,695	,667	,946
Y8b	140,50	226,256	,461	,947

Y9b	140,45	222,408	,564	,946
Y10b	140,03	222,128	,716	,946
Y11b	140,48	221,076	,527	,947
Y12b	140,40	226,400	,422	,947
Y13b	140,08	221,353	,710	,946
Y14b	140,03	219,717	,799	,945
Y15b	140,20	225,549	,495	,947
Y16b	140,70	226,062	,374	,948
Y17b	140,00	227,846	,364	,948
Y18b	140,18	224,712	,357	,948
Y19b	139,70	226,164	,564	,947
Y20b	140,18	220,558	,729	,945
Y21b	139,63	230,138	,394	,948
Y22b	140,53	227,281	,382	,948
Y23b	140,18	223,174	,544	,947
Y24b	140,53	230,615	<b><u>,189</u></b>	,949
Y25b	140,05	223,177	,525	,947
Y26b	140,08	224,174	,656	,946
Y27b	140,30	223,600	,528	,947
Y28b	140,23	222,076	,719	,946
Y29b	140,13	224,830	,380	,948
Y30b	140,78	221,769	,562	,947
Y31b	140,20	221,549	,636	,946
Y32b	140,05	223,074	,659	,946
Y33b	140,40	220,605	,624	,946
Y34b	140,30	219,138	,766	,945
Y35b	140,13	219,343	,732	,945
Y36b	139,93	224,071	,601	,946
Y37b	140,55	226,408	,323	,948
Y38b	140,48	226,512	,395	,948
Y39b	140,20	226,010	,514	,947
Y40b	140,28	223,230	,678	,946
Y41b	140,25	227,064	,530	,947
Y42b	139,93	219,199	,730	,945
Y43b	140,03	223,512	,694	,946
Y44b	140,25	220,346	,639	,946

Keterangan:

Item yang tidak valid= cetak tebal dan garis bawah

r = 0,3

## PUTARAN 2

### Reliability

#### Case Processing Summary

		N	%
Cases	Valid	40	100,0
	Excluded(a)	0	,0
	Total	40	100,0

a Listwise deletion based on all variables in the procedure.

#### Reliability Statistics

Cronbach's Alpha	N of Items
,955	41

#### Scale Statistics

Mean	Variance	Std. Deviation	N of Items
134,63	230,651	15,187	41

#### Item-Total Statistics

	Scale Mean if Item Deleted	Scale Variance if Item Deleted	Corrected Item-Total Correlation	Cronbach's Alpha if Item Deleted
Y3b	131,15	218,592	,661	,953
Y4b	131,30	218,626	,640	,953
Y5b	131,45	217,792	,663	,953
Y6b	131,40	216,810	,737	,953
Y7b	131,48	217,076	,673	,953
Y8b	131,63	222,599	,468	,954
Y9b	131,58	218,815	,568	,954
Y10b	131,15	218,592	,717	,953
Y11b	131,60	217,528	,529	,954

Y12b	131,53	222,461	,445	,954
Y13b	131,20	217,856	,709	,953
Y14b	131,15	216,387	,790	,952
Y15b	131,33	221,969	,498	,954
Y16b	131,83	221,789	,410	,955
Y17b	131,13	224,163	,372	,955
Y18b	131,30	221,241	,354	,955
Y19b	130,83	222,661	,561	,954
Y20b	131,30	216,933	,736	,953
Y21b	130,75	226,500	,401	,954
Y22b	131,65	223,669	,385	,955
Y23b	131,30	219,754	,538	,954
Y25b	131,18	219,481	,534	,954
Y26b	131,20	220,472	,668	,953
Y27b	131,43	219,994	,532	,954
Y28b	131,35	218,592	,717	,953
Y29b	131,25	221,167	,386	,955
Y30b	131,90	218,041	,572	,954
Y31b	131,33	217,763	,651	,953
Y32b	131,18	219,635	,654	,953
Y33b	131,53	217,538	,603	,953
Y34b	131,43	215,379	,780	,952
Y35b	131,25	216,295	,709	,953
Y36b	131,05	220,664	,593	,953
Y37b	131,68	223,712	<b><u>,284</u></b>	,956
Y38b	131,60	223,015	,392	,955
Y39b	131,33	222,328	,523	,954
Y40b	131,40	219,682	,680	,953
Y41b	131,38	223,317	,545	,954
Y42b	131,05	216,049	,713	,953
Y43b	131,15	219,823	,705	,953
Y44b	131,38	216,446	,659	,953

Keterangan:

Item yang tidak valid= cetak tebal dan garis bawah

r = 0,3



### PUTARAN 3

#### Reliability

##### Case Processing Summary

		N	%
Cases	Valid	40	100,0
	Exclude d(a)	0	,0
	Total	40	100,0

a Listwise deletion based on all variables in the procedure.

##### Reliability Statistics

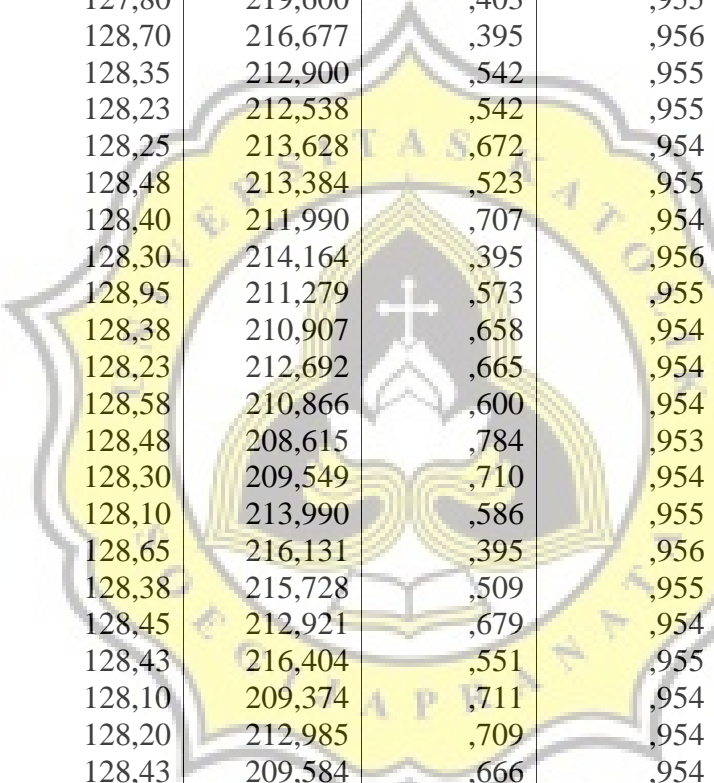
Cronbach's Alpha	N of Items
,956	40

##### Scale Statistics

Mean	Variance	Std. Deviation	N of Items
131,68	223,712	14,957	40

##### Item-Total Statistics

	Scale Mean if Item Deleted	Scale Variance if Item Deleted	Corrected Item-Total Correlation	Cronbach's Alpha if Item Deleted
Y3b	128,20	211,908	,657	,954
Y4b	128,35	211,926	,637	,954
Y5b	128,50	211,128	,659	,954
Y6b	128,45	210,203	,731	,954
Y7b	128,53	210,410	,670	,954
Y8b	128,68	215,610	,479	,955
Y9b	128,63	212,035	,569	,955
Y10b	128,20	211,703	,726	,954
Y11b	128,65	210,900	,524	,955



Y12b	128,58	215,584	,449	,955
Y13b	128,25	211,064	,712	,954
Y14b	128,20	209,651	,790	,953
Y15b	128,38	215,163	,498	,955
Y16b	128,88	214,933	,412	,956
Y17b	128,18	217,328	,372	,956
Y18b	128,35	214,592	,347	,957
Y19b	127,88	215,907	,556	,955
Y20b	128,35	210,387	,725	,954
Y21b	127,80	219,600	,403	,955
Y22b	128,70	216,677	,395	,956
Y23b	128,35	212,900	,542	,955
Y25b	128,23	212,538	,542	,955
Y26b	128,25	213,628	,672	,954
Y27b	128,48	213,384	,523	,955
Y28b	128,40	211,990	,707	,954
Y29b	128,30	214,164	,395	,956
Y30b	128,95	211,279	,573	,955
Y31b	128,38	210,907	,658	,954
Y32b	128,23	212,692	,665	,954
Y33b	128,58	210,866	,600	,954
Y34b	128,48	208,615	,784	,953
Y35b	128,30	209,549	,710	,954
Y36b	128,10	213,990	,586	,955
Y38b	128,65	216,131	,395	,956
Y39b	128,38	215,728	,509	,955
Y40b	128,45	212,921	,679	,954
Y41b	128,43	216,404	,551	,955
Y42b	128,10	209,374	,711	,954
Y43b	128,20	212,985	,709	,954
Y44b	128,43	209,584	,666	,954

## Skala permaafan istri

### PUTARAN 1

#### Reliability

##### Case Processing Summary

		N	%
Cases	Valid	40	100,0
	Excluded(a)	0	,0
	Total	40	100,0

a. Listwise deletion based on all variables in the procedure.

##### Reliability Statistics

Cronbach's Alpha	N of Items
,487	15

##### Scale Statistics

Mean	Variance	Std. Deviation	N of Items
41,28	17,948	4,237	15

##### Item-Total Statistics

	Scale Mean if Item Deleted	Scale Variance if Item Deleted	Corrected Item-Total Correlation	Cronbach's Alpha if Item Deleted
X1	38,30	12,985	,649	,330
X2	38,95	19,946	<b>-,363</b>	,585
X3	38,15	13,772	,681	,352
X4	38,55	13,177	,491	,364
X5	38,28	14,256	,400	,403
X6	38,48	20,153	<b>-,366</b>	,601

X7	38,85	18,233	<b><u>-.130</u></b>	,528
X8	38,58	14,917	,370	,419
X9	38,70	20,164	<b><u>-.413</u></b>	,584
X10	38,23	13,615	,682	,347
X11	38,95	21,126	<b><u>-.496</u></b>	,615
X12	38,55	14,049	,529	,377
X13	39,03	17,615	<b><u>-.012</u></b>	,502
X14	38,18	14,969	,527	,401
X15	38,10	14,144	,659	,366

Keterangan:

Item yang tidak valid= cetak tebal dan garis bawah  
 $r = 0,3$



## PUTARAN 2

### Reliability

#### Case Processing Summary

		N	%
Cases	Valid	40	100,0
	Excluded(a)	0	,0
	Total	40	100,0

a. Listwise deletion based on all variables in the procedure.

#### Reliability Statistics

Cronbach's Alpha	N of Items
,929	9

#### Scale Statistics

Mean	Variance	Std. Deviation	N of Items
26,58	34,507	5,874	9

#### Item-Total Statistics

	Scale Mean if Item Deleted	Scale Variance if Item Deleted	Corrected Item-Total Correlation	Cronbach's Alpha if Item Deleted
X1	23,60	27,272	,692	,924
X3	23,45	28,100	,768	,919
X4	23,85	25,362	,772	,920
X5	23,58	27,276	,652	,927
X8	23,88	27,548	,727	,921
X10	23,53	27,076	,881	,912
X12	23,85	27,105	,793	,917
X14	23,48	29,333	,697	,924
X15	23,40	28,503	,770	,920

## Skala permaafan suami

### PUTARAN 1

#### Reliability

##### Case Processing Summary

		N	%
Cases	Valid	40	100,0
	Excluded(a)	0	,0
	Total	40	100,0

a. Listwise deletion based on all variables in the procedure.

##### Reliability Statistics

Cronbach's Alpha	N of Items
,595	15

##### Scale Statistics

Mean	Variance	Std. Deviation	N of Items
41,88	19,343	4,398	15

##### Item-Total Statistics

	Scale Mean if Item Deleted	Scale Variance if Item Deleted	Corrected Item-Total Correlation	Cronbach's Alpha if Item Deleted
X1b	38,85	15,105	,578	,510
X2b	39,35	19,977	<b>-.178</b>	,652
X3b	38,80	15,395	,530	,520
X4b	39,15	15,772	,424	,539
X5b	38,95	17,792	<b>.183</b>	,586
X6b	39,00	16,923	<b>.241</b>	,576
X7b	39,45	16,767	,330	,561
X8b	39,00	18,051	<b>.141</b>	,592

X9b	39,18	18,404	<b>.056</b>	,608
X10b	38,80	16,574	,477	,543
X11b	39,75	22,141	<b>-.488</b>	,684
X12b	38,95	15,690	,620	,517
X13b	39,53	19,487	<b>-.111</b>	,638
X14b	38,78	15,974	,506	,531
X15b	38,73	15,999	,447	,538

Keterangan:

Item yang tidak valid= cetak tebal dan garis bawah  
 $r = 0,3$



## PUTARAN 2

### Reliability

#### Case Processing Summary

		N	%
Cases	Valid	40	100,0
	Excluded(a)	0	,0
	Total	40	100,0

a Listwise deletion based on all variables in the procedure.

#### Reliability Statistics

Cronbach's Alpha	N of Items
,845	8

#### Scale Statistics

Mean	Variance	Std. Deviation	N of Items
23,50	17,077	4,132	8

#### Item-Total Statistics

	Scale Mean if Item Deleted	Scale Variance if Item Deleted	Corrected Item-Total Correlation	Cronbach's Alpha if Item Deleted
X1b	20,48	12,563	,683	,812
X3b	20,43	13,020	,595	,824
X4b	20,78	12,435	,657	,816
X7b	21,08	16,020	<b><u>,083</u></b>	,883
X10b	20,43	13,738	,649	,820
X12b	20,58	12,815	,816	,800
X14b	20,40	13,169	,662	,817
X15b	20,35	13,156	,596	,824

Keterangan:

Item yang tidak valid= cetak tebal dan garis bawah

$r = 0,3$



### PUTARAN 3

#### Reliability

##### Case Processing Summary

		N	%
Cases	Valid	40	100,0
	Exclude d(a)	0	,0
	Total	40	100,0

a Listwise deletion based on all variables in the procedure.

##### Reliability Statistics

Cronbach's Alpha	N of Items
,883	7

##### Scale Statistics

Mean	Variance	Std. Deviation	N of Items
21,08	16,020	4,002	7

##### Item-Total Statistics

	Scale Mean if Item Deleted	Scale Variance if Item Deleted	Corrected Item-Total Correlation	Cronbach's Alpha if Item Deleted
X1b	18,05	11,638	,685	,864
X3b	18,00	12,000	,613	,874
X4b	18,35	11,413	,680	,866
X10b	18,00	12,718	,666	,868
X12b	18,15	11,772	,848	,847
X14b	17,98	12,230	,663	,867
X15b	17,93	12,225	,595	,876


## NPar Tests

### One-Sample Kolmogorov-Smirnov Test

		Skor total Kep Perkw Suami - istri	Skor total permaafan Suami-istri
N		40	40
Normal	Mean	251,33	47,65
Parameters(a,b)	Std. Deviation	27,200	8,952
Most Extreme	Absolute	,117	,152
Differences	Positive	,117	,084
	Negative	-,096	-,152
Kolmogorov-Smirnov Z		,742	,960
Asymp. Sig. (2-tailed)		,640	,316

a Test distribution is Normal.

b Calculated from data.



### Variable Processing Summary

	Variables	
	Dependent	Independent
	Skor total Kep Perkw Suami - istri	Skor total permaafan Suami-istri
Number of Positive Values	40	40
Number of Zeros	0	0
Number of Negative Values	0	0
Number of Missing Values	User-Missing 0	0
	System- Missing 0	0

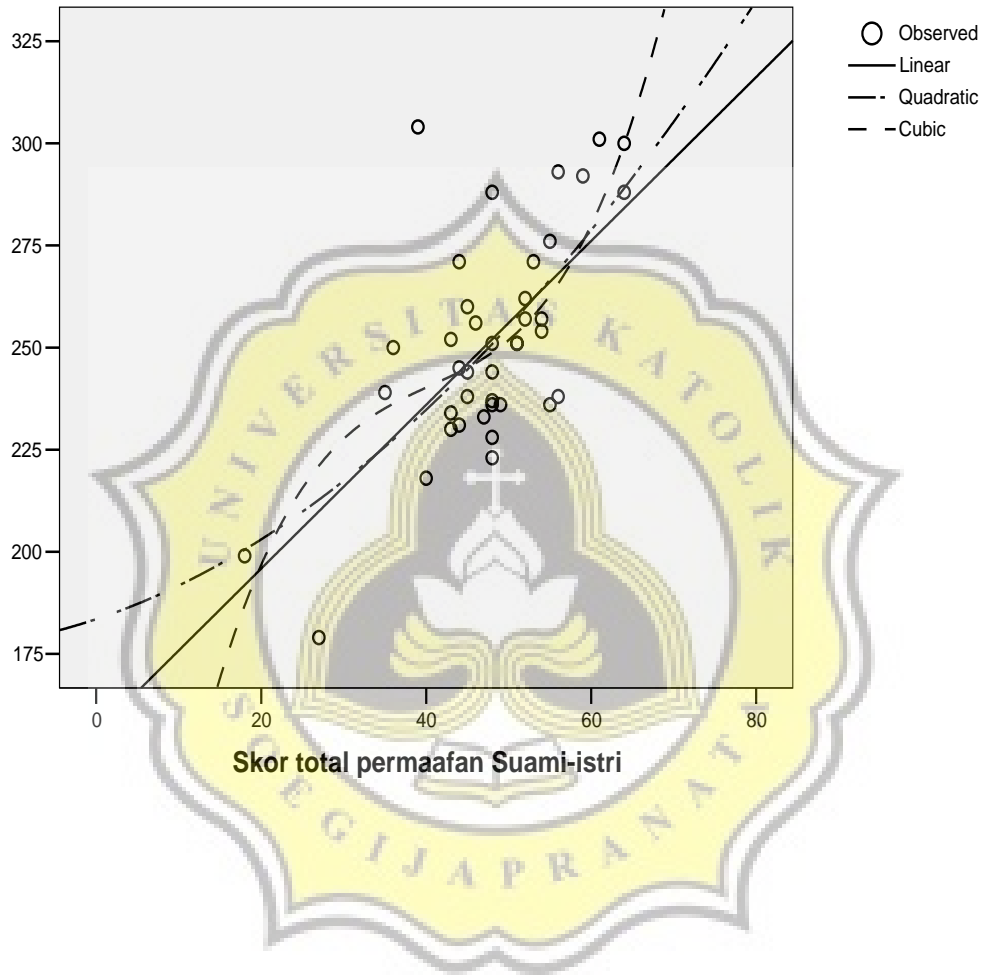
### Model Summary and Parameter Estimates

Dependent Variable: Skor total Kep Perkw Suami - istri

Equation	Model Summary					Parameter Estimates			
	R Square	F	df1	df2	Sig.	Constant	b1	b2	b3
Linear	,436	29,331	1	38	,000	155,760	2,006		
Quadratic	,442	14,651	2	37	,000	183,500	,671	,015	
Cubic	,475	10,877	3	36	,000	10,455	15,209	-,353	,003

The independent variable is Skor total permaafan Suami-istri.

### Skor total Kep Perkw Suami - istri



### Descriptive Statistics

	Mean	Std. Deviation	N
Skot total kep Perk Suami- Istri	251,33	27,200	40
Skor total permaafan Suami- Istri	47,65	8,952	40

### Correlations

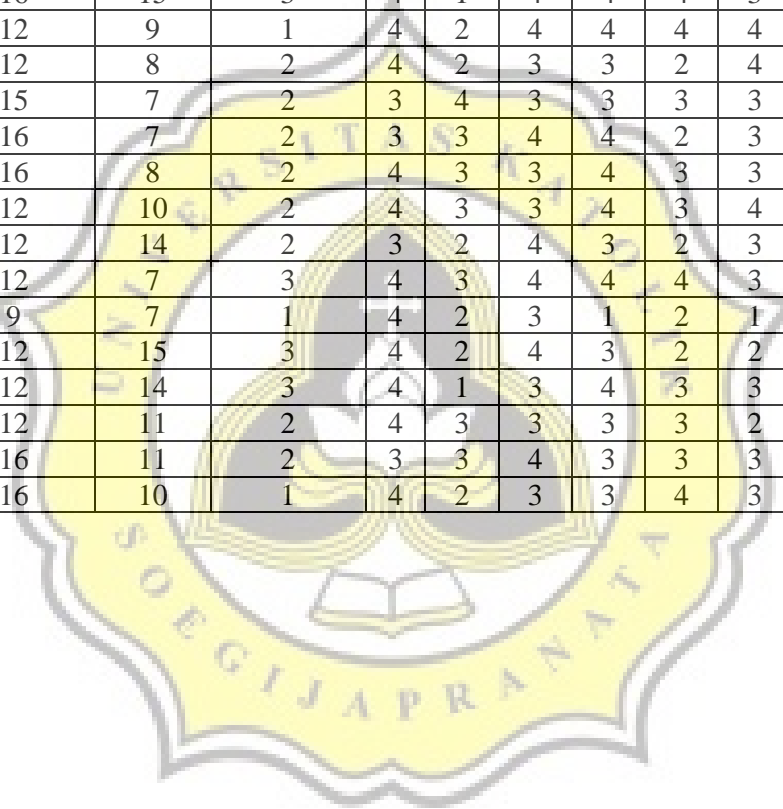
		Skor total Kep Perkw Suami - istri	Skor total permaafan Suami-istri
Skor total Kep Perkw Suami - istri	Pearson Correlation	1	,660(**)
	Sig. (2-tailed)		,000
	N	40	40
Skor total permaafan Suami-istri	Pearson Correlation	,660(**)	1
	Sig. (2-tailed)	,000	
	N	40	40

\*\* Correlation is significant at the 0.01 level (2-tailed).

**Data skala kepuasan perkawinan istri**

NO.	Usia	Pekerjaan	Pendidikan	UsPerk	JumAnak	Y1	Y2	Y3	Y4	Y5	Y6	Y7	Y8	Y9	Y10	Y11	Y12
1.	43	2	16	11	1	4	4	4	4	4	3	4	4	3	4	4	4
2.	36	2	14	13	1	3	3	3	3	3	2	2	3	3	3	2	3
3.	37	2	18	13	2	4	2	4	4	4	4	4	4	4	4	4	4
4.	34	1	15	8	1	4	3	3	3	3	3	3	3	3	3	2	3
5.	39	2	16	14	3	4	2	4	4	3	4	4	4	3	4	2	4
6.	46	2	15	13	2	4	3	3	3	3	3	3	3	3	1	4	2
7.	41	2	18	14	2	4	3	3	3	3	3	2	3	3	4	2	3
8.	44	2	18	13	1	3	3	3	3	3	3	3	2	3	4	2	3
9.	38	3	16	14	3	4	4	4	4	3	3	4	4	4	4	3	3
10.	36	2	15	12	5	4	3	4	3	4	3	3	3	3	3	3	3
11.	35	1	16	7	2	3	2	4	4	3	3	3	3	2	3	2	3
12.	32	2	12	15	2	4	1	4	4	3	3	4	4	4	4	3	3
13.	40	2	15	12	1	3	3	3	3	2	2	2	3	2	1	2	2
14.	42	2	13	14	2	4	1	4	4	1	4	4	4	4	4	4	4
15.	42	2	18	11	3	4	3	4	4	4	2	3	4	4	4	4	3
16.	38	1	15	12	3	4	3	4	4	3	3	3	4	2	4	3	3
17.	34	1	15	7	2	4	2	3	3	2	2	2	2	3	3	4	3
18.	33	2	15	10	2	4	1	4	3	4	3	4	3	4	4	3	2
19.	36	1	9	11	1	3	3	3	3	3	3	3	3	2	4	2	3
20.	46	1	16	15	2	4	3	3	3	3	2	3	2	3	4	3	3
21.	40	2	16	14	3	4	2	3	3	3	3	3	3	3	3	2	2
22.	39	2	15	13	2	4	3	3	4	3	3	3	4	4	3	2	3
23.	38	2	18	15	2	4	3	3	3	3	3	2	3	3	3	3	3
24.	42	3	12	14	1	4	2	4	3	3	3	3	2	3	3	3	3

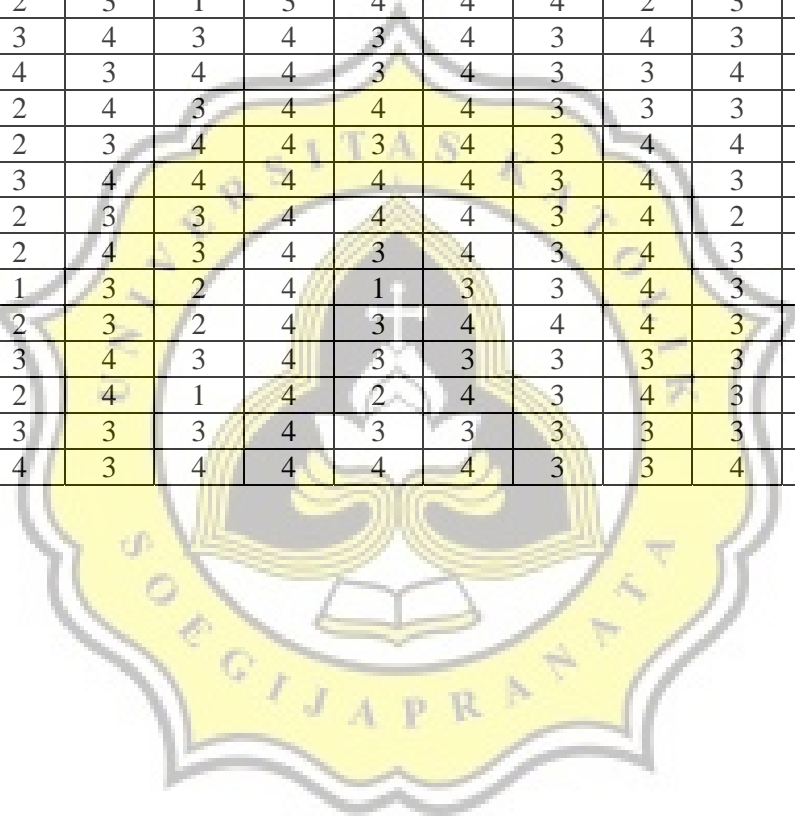
25.	30	1	12	8	2	4	3	3	3	3	3	3	3	3	3	2	3
26.	36	1	16	15	3	4	1	4	4	4	3	4	4	4	4	4	4
27.	29	1	12	9	1	4	2	4	4	4	4	2	3	2	4	4	3
28.	31	1	12	8	2	4	2	3	3	2	4	3	4	3	4	3	3
29.	41	1	15	7	2	3	4	3	3	3	3	3	3	2	4	2	3
30.	33	1	16	7	2	3	3	4	4	2	3	2	3	3	3	2	3
31.	35	2	16	8	2	4	3	3	4	3	3	3	3	2	3	3	3
32.	34	1	12	10	2	4	3	3	4	3	4	3	3	4	4	4	3
33.	35	3	12	14	2	3	2	4	3	2	3	3	3	4	3	2	3
34.	26	1	12	7	3	4	3	4	4	4	3	2	3	4	3	4	3
35.	42	1	9	7	1	4	2	3	1	2	1	1	1	3	4	2	3
36.	40	1	12	15	3	4	2	4	3	2	2	2	1	1	3	2	3
37.	42	1	12	14	3	4	1	3	4	3	3	3	3	3	3	3	3
38.	43	1	12	11	2	4	3	3	3	3	2	2	2	2	3	2	2
39.	36	2	16	11	2	3	3	4	3	3	3	3	3	3	3	3	3
40.	39	2	16	10	1	4	2	3	3	4	3	3	3	3	3	4	4



NO.	Y13	Y14	Y15	Y16	Y17	Y18	Y19	Y20	Y21	Y22	Y23	Y24	Y25	Y26	Y27	Y28	Y29
1.	4	4	4	3	4	3	4	4	4	4	3	4	4	4	4	4	4
2.	3	3	3	3	3	3	4	3	3	3	2	4	4	3	2	3	3
3.	4	4	4	3	4	4	4	3	4	3	4	4	4	4	4	4	4
4.	3	3	3	2	3	3	4	3	4	3	3	4	4	3	3	3	3
5.	4	4	3	3	4	4	4	4	4	3	4	4	4	4	4	4	4
6.	3	3	3	3	3	4	4	3	4	2	3	4	4	3	3	3	3
7.	3	3	3	3	3	4	4	3	4	3	3	3	4	3	3	3	3
8.	3	2	3	2	2	4	4	4	4	3	2	3	4	4	3	3	4
9.	4	4	3	3	4	4	4	4	4	4	4	4	4	4	4	4	3
10.	3	3	4	3	3	3	3	3	4	3	3	3	3	3	3	3	3
11.	3	3	4	4	3	4	4	3	4	3	3	3	4	4	3	3	1
12.	4	4	4	4	4	4	4	3	4	3	4	4	4	4	4	4	4
13.	3	2	3	2	3	3	2	2	3	2	3	2	4	3	3	2	2
14.	4	4	4	4	4	4	4	4	4	4	4	4	4	4	4	4	4
15.	4	3	3	2	3	4	4	3	4	3	3	3	4	4	3	4	4
16.	4	4	3	2	3	4	4	3	4	4	4	3	4	4	4	4	4
17.	4	3	3	2	4	3	3	3	4	3	4	3	3	3	3	2	2
18.	4	4	4	3	3	1	4	3	4	3	3	3	4	4	3	3	3
19.	3	3	3	2	4	3	4	3	3	2	3	3	3	3	3	3	3
20.	3	3	3	3	3	4	3	3	3	2	3	4	3	3	3	3	3
21.	3	3	2	2	4	4	4	3	4	3	3	3	3	3	3	2	2
22.	3	4	3	2	4	4	4	3	4	3	3	3	3	4	3	3	4
23.	4	3	3	3	3	3	4	3	4	2	4	3	4	3	3	3	4
24.	3	3	2	3	3	3	4	2	4	3	4	3	4	3	4	3	4
25.	3	3	3	3	3	3	3	3	3	3	3	2	3	3	3	3	2

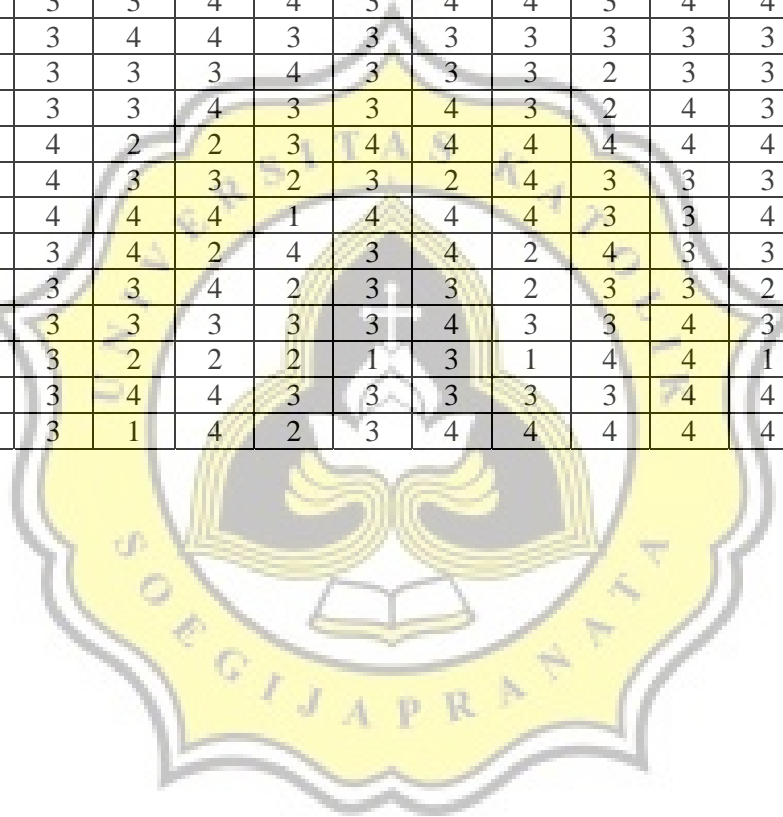


26.	4	4	4	3	4	4	4	3	4	3	4	1	4	4	4	4	4
27.	3	3	3	2	3	1	3	4	4	4	2	3	3	3	3	3	4
28.	3	4	3	3	4	3	4	3	4	3	4	3	4	4	3	4	3
29.	3	3	2	4	3	4	4	3	4	3	3	4	3	3	2	3	2
30.	3	3	4	2	4	3	4	4	4	3	3	3	3	3	3	3	3
31.	4	3	3	2	3	4	4	3	4	3	4	4	4	4	3	3	4
32.	4	4	3	3	4	4	4	4	4	3	4	3	4	4	4	4	4
33.	4	3	3	2	3	3	4	4	4	3	4	2	3	3	3	3	4
34.	4	3	4	2	4	3	4	3	4	3	4	3	4	4	3	3	4
35.	2	1	2	1	3	2	4	1	3	3	4	3	3	1	2	2	4
36.	4	4	1	2	3	2	4	3	4	4	4	3	3	3	1	2	2
37.	3	3	4	3	4	3	4	3	3	3	3	3	3	3	3	3	3
38.	2	2	2	2	4	1	4	2	4	3	4	3	2	1	1	1	4
39.	4	4	3	3	3	3	4	3	3	3	3	3	4	3	4	3	3
40.	4	4	4	4	3	4	4	4	4	3	3	4	4	4	4	3	2



NO.	Y30	Y31	Y32	Y33	Y34	Y35	Y36	Y37	Y38	Y39	Y40	Y41	Y42	Y43	Y44
1.	4	4	4	4	4	4	4	3	4	4	4	4	4	4	4
2.	2	3	3	3	3	3	3	2	3	3	2	2	4	3	3
3.	4	4	4	4	4	4	4	4	4	4	4	4	4	4	4
4.	2	3	3	3	3	3	3	2	3	4	3	3	3	3	2
5.	4	4	4	4	4	4	4	4	4	4	4	4	4	4	4
6.	3	3	3	3	3	3	3	3	3	3	3	3	4	3	3
7.	2	3	4	4	4	3	3	3	4	4	3	3	4	3	3
8.	2	4	4	4	3	2	3	1	4	3	3	4	4	3	4
9.	3	4	4	4	4	4	4	3	3	3	3	4	4	4	4
10.	3	3	3	3	3	3	3	3	3	3	3	3	3	3	3
11.	3	4	3	4	3	3	3	4	3	3	3	3	4	3	4
12.	4	4	3	4	3	4	4	4	4	4	4	3	4	4	4
13.	2	2	2	4	3	2	2	1	3	3	3	3	1	2	2
14.	4	4	4	4	4	4	4	4	4	4	4	4	4	4	4
15.	3	4	3	4	3	4	4	2	4	4	4	4	4	3	4
16.	3	3	4	4	3	4	4	3	3	4	4	3	4	3	4
17.	2	4	3	4	3	3	3	3	3	4	3	4	3	3	3
18.	3	3	3	3	3	3	4	3	3	4	3	3	4	3	2
19.	3	3	3	3	3	3	3	2	3	3	3	3	3	3	3
20.	2	3	2	3	2	3	3	3	3	3	3	3	3	3	3
21.	2	4	3	4	2	3	3	3	3	3	2	3	3	3	3
22.	2	3	4	3	3	3	3	2	3	3	4	4	4	4	3
23.	2	3	3	4	3	4	4	4	4	4	4	4	4	4	4
24.	3	3	1	4	4	4	3	3	4	4	3	4	4	4	3
25.	2	3	3	3	3	3	3	2	3	3	3	3	3	3	3
26.	4	4	4	4	4	4	4	1	4	4	4	4	4	4	4

27.	3	3	3	4	4	2	1	4	3	3	4	2	1	3	4
28.	3	3	3	3	3	3	4	4	3	4	4	3	4	4	4
29.	2	3	4	3	3	4	4	3	3	3	3	3	3	3	3
30.	3	3	3	3	3	3	3	4	3	3	3	2	3	3	3
31.	3	3	3	3	3	3	4	3	3	4	3	2	4	3	4
32.	3	4	4	4	4	2	2	3	4	4	4	4	4	4	4
33.	2	3	3	3	4	3	3	2	3	2	4	3	3	3	3
34.	3	4	4	4	4	4	4	1	4	4	4	3	3	4	3
35.	1	3	1	4	3	4	2	4	3	4	2	4	3	3	3
36.	2	4	1	3	3	3	4	2	3	3	2	3	3	2	2
37.	3	3	3	3	3	3	3	3	3	4	3	3	4	3	3
38.	1	4	2	4	3	2	2	2	1	3	1	4	4	1	1
39.	3	3	3	4	3	4	4	3	3	3	3	3	4	4	3
40.	1	4	3	1	3	1	4	2	3	4	4	4	4	4	4



**Data skala kepuasan perkawinan suami**

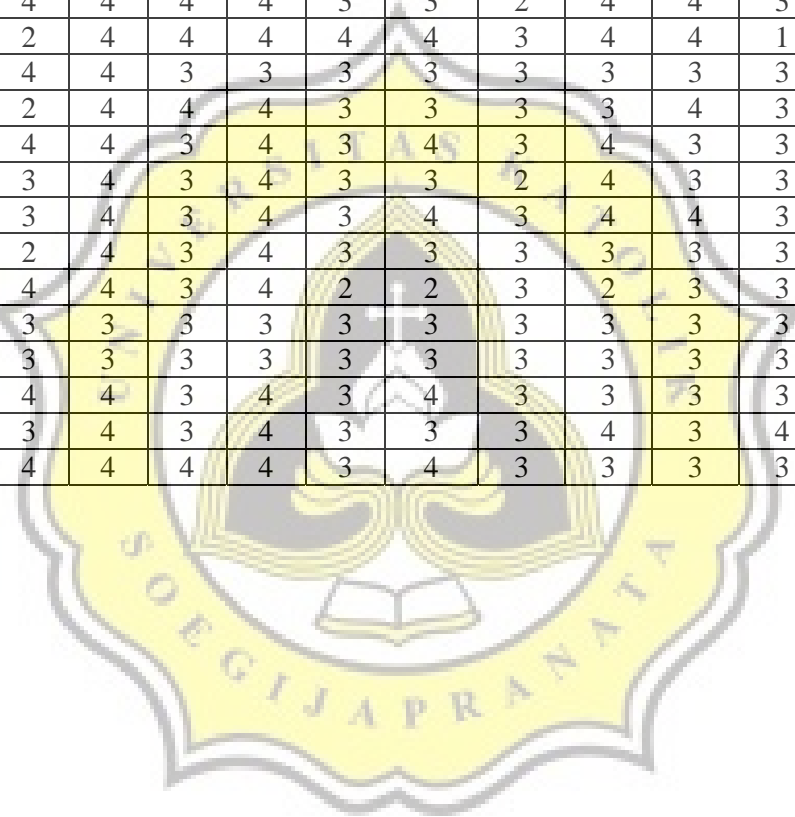
NO	Usia	Pekerjaan	Pendidikan	Y1	Y2	Y3	Y4	Y5	Y6	Y7	Y8	Y9	Y10	Y11	Y12	Y13	Y14
.	1	1	1	b	b	b	b	b	b	b	b	b	b	b	b	b	b
1.	43	2	16	4	2	4	4	4	4	4	3	3	4	4	4	4	4
2.	35	2	12	4	2	4	4	3	3	2	3	3	4	2	2	4	4
3.	38	2	18	4	2	4	4	4	4	3	3	3	4	3	3	4	4
4.	32	2	12	4	2	4	3	4	3	4	3	3	4	3	3	4	4
5.	45	2	16	4	1	4	4	4	4	4	2	4	4	3	3	4	4
6.	44	2	12	4	3	4	4	3	2	2	2	2	3	3	3	3	4
7.	44	3	18	3	3	3	3	3	3	3	3	4	4	3	3	3	3
8.	50	3	16	3	3	4	4	3	3	3	2	4	4	4	4	3	3
9.	47	3	18	4	4	4	4	3	4	4	4	4	4	4	3	3	4
10.	42	2	16	4	3	4	3	4	3	3	3	3	3	3	3	3	3
11.	38	2	16	4	1	4	4	3	4	3	3	2	4	2	3	3	4
12.	62	2	9	4	1	4	4	4	4	4	4	4	4	4	4	4	4
13.	45	2	16	3	2	2	2	2	2	2	2	2	2	2	2	2	2
14.	42	2	16	4	3	4	4	4	4	4	3	4	4	4	3	4	4
15.	43	2	18	4	2	3	3	3	3	3	3	2	4	3	3	4	4
16.	37	2	16	3	2	3	4	3	3	3	3	3	3	2	3	3	3
17.	37	2	15	4	2	3	3	2	3	3	4	3	4	2	3	4	4
18.	36	2	16	2	3	3	3	2	2	2	3	2	3	2	3	3	3
19.	39	2	12	3	3	3	3	3	3	3	3	3	4	2	3	3	3
20.	48	2	12	3	2	3	3	3	3	3	3	3	3	3	3	3	3
21.	43	2	15	4	2	4	3	3	3	4	3	3	3	4	4	4	4
22.	46	2	16	4	3	3	3	3	3	3	3	4	4	3	2	3	3
23.	40	2	16	4	2	3	2	2	2	2	2	3	3	2	3	3	3

24.	44	2	12	4	2	3	3	3	3	3	2	3	3	2	2	4	3
25.	48	3	16	4	3	3	3	3	3	3	3	3	3	2	3	3	3
26.	40	2	16	1	1	4	4	4	4	4	4	4	4	4	4	4	4
27.	37	2	16	3	1	4	4	4	3	3	3	3	4	4	4	4	4
28.	39	2	12	4	2	4	4	4	4	4	4	4	4	4	4	4	4
29.	46	2	16	4	4	2	3	3	4	3	3	2	3	4	3	4	4
30.	37	2	16	3	3	4	4	2	3	2	3	3	3	2	3	3	3
31.	42	2	12	4	3	3	3	3	3	3	3	2	3	3	3	3	3
32.	40	2	12	3	2	4	3	3	3	3	3	3	3	3	2	3	3
33.	43	3	16	4	2	4	3	3	4	3	3	3	4	2	3	4	4
34.	33	2	15	4	2	3	3	3	3	3	3	3	3	3	3	3	3
35.	33	2	9	3	1	3	2	3	3	4	3	2	3	4	4	2	2
36.	43	3	12	3	3	3	3	3	3	3	3	3	3	3	3	3	3
37.	38	3	12	4	3	3	3	3	3	3	3	3	3	3	3	3	3
38.	45	2	16	4	3	3	3	4	4	4	3	4	4	4	3	4	4
39.	37	2	16	3	2	4	3	3	3	3	3	3	3	3	3	4	4
40.	40	2	16	4	3	4	4	4	4	4	4	3	3	4	4	4	4



NO.	Y15 b	Y16 b	Y17 b	Y18 b	Y19 b	Y20 b	Y21 b	Y22 b	Y23 b	Y24 b	Y25 b	Y26 b	Y27 b	Y28 b	Y29 b	Y30 b	Y31 b	Y32 b
1.	4	3	3	3	4	4	4	2	3	3	4	4	4	3	4	3	4	3
2.	3	3	4	4	4	4	4	3	3	3	1	3	3	3	3	2	3	4
3.	3	3	4	4	4	4	4	3	3	3	4	4	4	3	4	3	4	4
4.	4	3	4	4	4	3	4	3	4	3	4	3	4	4	4	3	3	4
5.	4	2	4	4	4	4	4	2	4	4	4	4	4	4	4	4	4	4
6.	3	2	3	4	4	3	4	2	2	3	3	3	3	3	4	3	3	4
7.	4	2	3	1	4	3	4	3	4	3	4	3	3	3	3	2	3	4
8.	4	4	4	4	4	3	4	3	2	3	3	3	3	3	3	2	4	3
9.	4	3	3	4	4	4	4	4	4	4	4	4	4	4	3	3	4	4
10.	4	3	3	3	3	3	4	3	3	3	3	3	3	3	4	2	3	3
11.	3	4	4	4	4	4	4	3	4	3	4	4	4	4	1	3	4	3
12.	4	4	4	4	4	4	4	4	4	4	4	4	4	4	4	4	4	4
13.	3	2	2	2	2	2	3	3	3	2	3	3	2	2	2	2	3	2
14.	3	2	4	4	4	4	4	3	4	3	4	4	4	3	4	4	4	4
15.	3	3	3	3	4	3	4	3	3	4	4	4	4	4	4	4	4	4
16.	2	3	3	2	4	2	4	2	3	3	3	3	3	3	3	3	3	3
17.	3	3	4	2	4	3	4	4	4	3	4	4	3	3	4	2	4	4
18.	3	2	3	3	3	2	4	3	3	4	3	3	2	2	4	2	3	4
19.	3	2	4	3	4	3	4	3	3	3	3	3	3	3	3	3	3	3
20.	3	3	4	4	3	4	3	2	3	3	3	3	3	3	4	2	3	3
21.	4	4	4	4	4	4	4	4	4	3	4	4	4	4	4	3	4	4
22.	4	3	3	4	4	4	4	3	4	3	4	4	3	4	3	3	4	4
23.	3	2	4	4	4	3	4	3	3	3	3	3	3	3	3	2	3	3
24.	2	2	4	3	3	3	4	3	2	3	3	4	3	3	3	3	3	3
25.	3	3	4	3	4	3	4	2	4	2	4	3	3	3	2	2	3	3

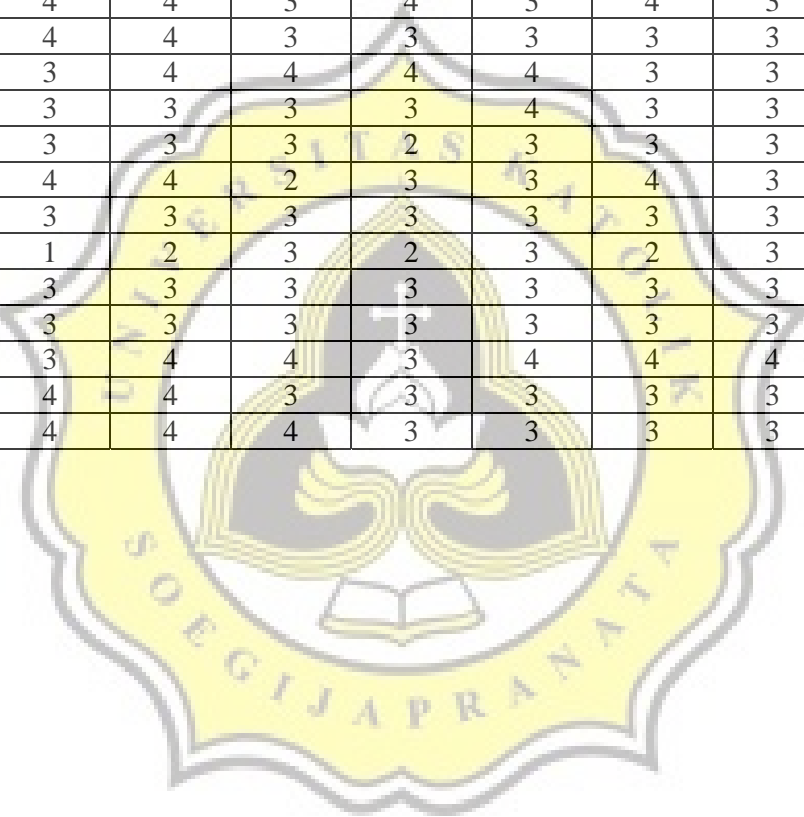
26.	4	4	4	4	4	4	4	4	4	1	4	4	4	4	4	4	4	4
27.	3	4	3	4	4	4	4	3	3	2	4	4	3	3	4	3	4	4
28.	4	2	4	2	4	4	4	4	4	3	4	4	1	4	4	2	4	4
29.	3	2	4	4	4	3	3	3	3	3	3	3	3	3	2	2	2	3
30.	3	3	3	2	4	4	4	3	3	3	3	4	3	4	2	3	3	3
31.	3	2	3	4	4	3	4	3	4	3	4	3	3	3	4	3	2	3
32.	4	3	3	3	4	3	4	3	3	2	4	3	3	3	3	3	3	3
33.	3	3	4	3	4	3	4	3	4	3	4	4	3	4	4	3	3	4
34.	3	3	3	2	4	3	4	3	3	3	3	3	3	3	3	2	3	3
35.	3	2	4	4	4	3	4	2	2	3	2	3	3	3	4	1	2	3
36.	3	3	3	3	3	3	3	3	3	3	3	3	3	3	3	3	3	3
37.	3	3	3	3	3	3	3	3	3	3	3	3	3	3	3	3	3	3
38.	3	2	4	4	4	3	4	3	4	3	3	3	3	3	4	3	2	4
39.	3	3	3	3	4	3	4	3	3	3	4	3	4	3	3	3	3	3
40.	4	3	3	4	4	4	4	3	4	3	3	3	3	4	4	2	4	3



NO.	Y33b	Y34b	Y35b	Y36b	Y37b	Y38b	Y39b	Y40b	Y41b	Y42b	Y43b	Y44b
1.	4	4	4	3	3	3	4	3	3	4	4	3
2.	2	3	4	4	3	3	3	3	3	4	3	3
3.	3	3	4	4	4	4	4	4	4	4	4	4
4.	3	4	4	4	3	3	3	3	3	4	3	3
5.	4	4	4	4	4	3	4	4	4	4	4	4
6.	3	2	4	4	3	3	3	3	3	4	4	2
7.	3	3	3	4	3	3	3	3	3	4	3	3
8.	3	3	3	3	3	3	4	4	3	4	3	3
9.	4	4	4	4	3	3	3	3	4	4	4	4
10.	3	3	3	3	3	3	3	3	3	3	3	1
11.	3	4	3	4	4	3	4	3	3	4	4	3
12.	4	4	4	4	4	4	4	4	4	4	4	4
13.	2	2	2	3	2	2	3	2	3	1	3	2
14.	4	4	4	4	3	4	4	4	4	4	4	4
15.	3	4	4	4	3	4	3	3	3	4	4	4
16.	3	3	3	4	3	3	3	3	3	4	3	3
17.	4	3	3	3	2	3	3	3	3	4	4	4
18.	2	2	3	3	1	3	3	3	4	3	3	3
19.	3	3	3	3	2	2	3	3	3	3	3	3
20.	3	3	3	3	3	3	3	3	3	3	4	3
21.	4	4	4	4	4	1	4	4	4	4	4	4
22.	4	3	4	4	3	3	4	3	3	4	4	4
23.	3	2	3	3	3	3	3	3	3	4	3	3
24.	3	2	3	4	3	3	3	4	3	4	3	3
25.	3	3	3	3	2	3	2	3	3	3	3	3
26.	4	4	4	4	1	4	4	4	4	4	4	4



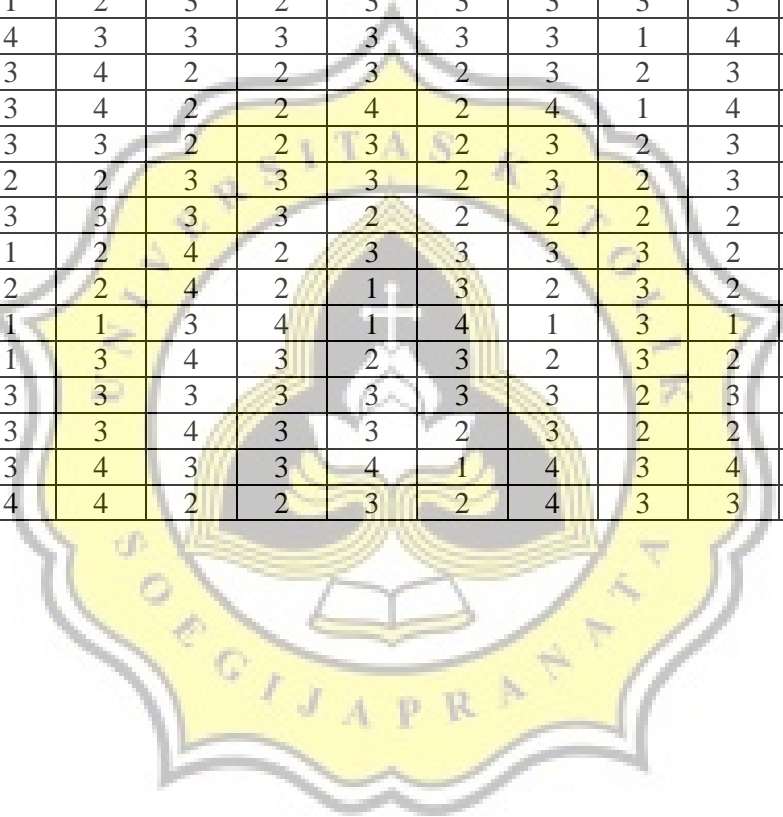
27.	1	4	3	4	2	3	3	3	4	4	4	4
28.	4	4	4	4	3	4	3	4	3	4	4	4
29.	3	3	4	4	3	3	3	3	3	4	3	2
30.	2	3	3	4	4	4	4	3	3	3	3	3
31.	3	3	3	3	3	3	4	3	3	3	3	3
32.	3	3	3	3	3	2	3	3	3	3	3	4
33.	3	4	4	4	2	3	3	4	3	4	4	4
34.	3	3	3	3	3	3	3	3	3	3	3	3
35.	2	3	1	2	3	2	3	2	3	2	3	3
36.	3	3	3	3	3	3	3	3	3	3	3	3
37.	3	3	3	3	3	3	3	3	3	3	3	3
38.	3	3	3	4	4	3	4	4	4	4	3	3
39.	3	3	4	4	3	3	3	3	3	3	4	3
40.	4	3	4	4	4	3	3	3	3	4	4	4



**Data skala permaafan istri**

NO.	X1	X2	X3	X4	X5	X6	X7	X8	X9	X10	X11	X12	X13	X14	X15
1.	4	1	4	2	4	4	4	2	3	3	3	3	3	3	3
2.	2	3	2	2	3	3	3	2	3	3	3	2	3	3	2
3.	4	1	4	4	4	1	2	4	2	4	2	3	2	3	4
4.	2	3	3	2	2	3	3	2	3	3	3	3	3	3	3
5.	4	4	4	4	2	4	3	2	3	3	3	3	2	4	4
6.	3	2	3	3	4	2	2	3	2	3	2	3	2	3	3
7.	4	2	3	2	3	3	2	2	3	3	3	2	2	3	4
8.	4	1	4	2	4	3	3	3	3	3	3	2	3	2	3
9.	4	1	4	4	4	1	1	4	1	4	1	4	1	4	4
10.	3	2	3	3	3	2	3	3	3	3	2	3	3	3	3
11.	4	1	4	4	3	2	2	3	2	4	1	3	2	3	3
12.	4	1	4	4	4	1	3	4	1	4	1	4	1	4	4
13.	1	3	2	1	1	4	2	2	3	1	3	1	2	2	2
14.	3	1	4	4	4	4	1	3	4	4	1	3	2	4	4
15.	4	3	3	2	1	4	2	2	3	3	4	1	2	3	3
16.	4	3	4	4	3	3	3	3	3	3	2	3	3	3	3
17.	2	3	3	2	2	3	2	2	3	3	3	2	2	3	3
18.	3	2	3	3	3	2	2	3	2	3	2	3	2	3	3
19.	3	2	3	3	3	3	3	3	2	3	2	3	3	3	2
20.	3	3	3	3	2	3	3	2	3	3	3	3	3	2	3
21.	2	3	3	2	3	3	1	3	3	3	3	2	2	3	3
22.	4	2	3	4	4	2	2	2	3	4	1	3	3	3	4
23.	3	2	4	4	4	1	2	4	2	4	1	4	1	4	4
24.	2	3	3	1	4	4	2	1	4	2	4	2	2	2	3

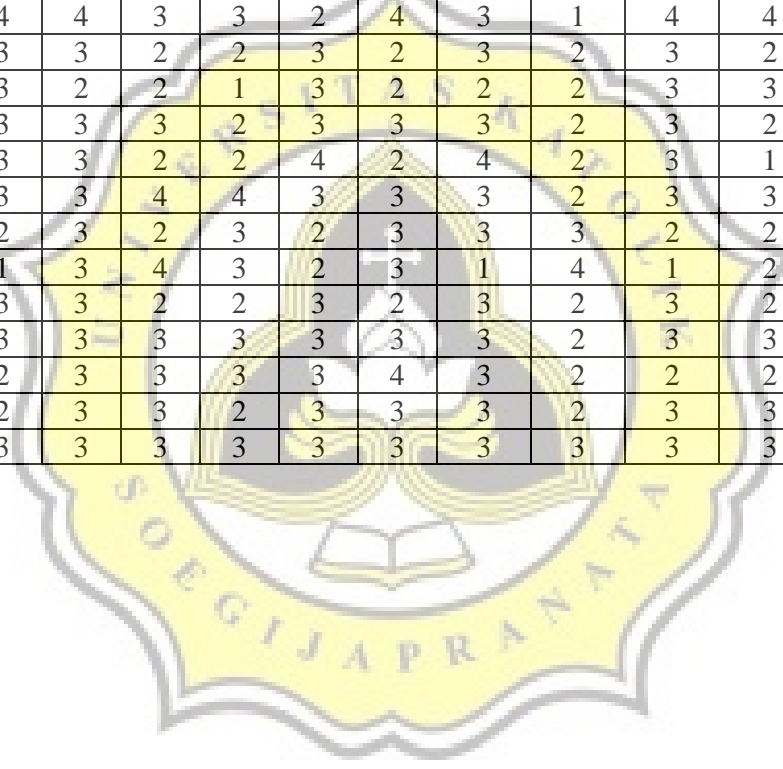
25.	3	2	3	3	3	2	2	3	2	3	2	3	2	3	3
26.	2	3	3	1	2	3	2	3	3	3	3	3	2	3	3
27.	3	2	4	4	3	3	3	3	3	3	1	4	1	4	4
28.	3	2	4	3	4	2	2	3	2	3	2	3	2	4	3
29.	4	2	3	3	4	2	2	4	2	4	1	4	2	4	4
30.	3	2	3	3	3	2	2	3	2	3	2	3	2	3	3
31.	2	3	3	2	2	3	3	3	2	3	2	3	3	3	3
32.	2	3	2	3	3	3	3	2	2	2	2	2	2	2	3
33.	3	3	3	1	2	4	2	3	3	3	3	2	3	3	3
34.	2	3	2	2	2	4	2	1	3	2	3	2	2	3	2
35.	1	2	1	1	1	3	4	1	4	1	3	1	2	2	2
36.	2	3	2	1	3	4	3	2	3	2	3	2	2	3	2
37.	3	3	3	3	3	3	3	3	3	3	2	3	3	3	3
38.	4	4	3	3	3	4	3	3	2	3	2	2	3	3	4
39.	3	2	3	3	4	3	3	4	1	4	3	4	2	4	4
40.	3	2	3	4	4	2	2	3	2	4	3	3	3	4	4




**Data skala permaafan suami**

NO.	X1b	X2b	X3b	X4b	X5b	X6b	X7b	X8b	X9b	X10b	X11b	X12b	X13b	X14b	X15b	YIstri	XIstri
1.	3	3	3	2	3	4	4	3	3	3	2	3	3	3	3	144	28
2.	3	2	3	2	3	1	2	3	2	3	2	3	4	4	4	107	21
3.	4	4	4	3	4	4	3	3	3	3	2	3	1	4	4	145	34
4.	3	2	3	2	3	4	3	2	4	3	2	3	3	3	3	111	23
5.	4	3	4	3	4	4	2	2	3	4	3	4	2	3	4	142	30
6.	3	2	3	3	3	2	2	3	2	3	2	3	2	3	3	113	28
7.	3	3	3	3	3	3	2	2	3	3	3	3	2	4	3	118	26
8.	3	3	3	3	2	3	2	3	3	3	3	3	2	3	3	118	27
9.	4	1	4	4	4	1	1	4	1	4	1	4	1	4	4	138	36
10.	3	2	3	3	3	4	3	3	3	3	2	3	3	3	3	114	27
11.	4	2	1	4	4	2	3	4	1	3	2	3	2	4	4	119	31
12.	4	1	4	4	1	4	4	4	4	4	1	4	1	4	4	140	36
13.	2	4	2	2	3	3	2	2	3	2	3	2	3	2	2	89	13
14.	4	4	4	4	4	4	3	4	3	4	1	4	3	4	4	148	33
15.	2	4	4	3	3	2	1	3	2	3	2	3	2	3	4	132	22
16.	3	3	3	3	3	3	3	2	3	3	3	3	3	3	3	131	30
17.	3	3	3	3	2	3	3	3	3	3	3	3	3	4	3	111	22
18.	4	3	4	1	2	4	2	2	3	3	3	2	3	3	3	121	27
19.	4	3	3	2	2	3	2	2	3	3	2	2	3	2	2	110	26
20.	3	3	3	3	2	3	2	2	3	2	2	3	3	2	3	107	24
21.	4	1	4	4	4	3	2	4	1	4	1	4	1	4	4	107	24
22.	3	2	3	3	3	2	2	3	2	3	2	3	2	3	3	123	31
23.	3	2	3	3	3	2	2	3	2	3	2	3	2	3	3	122	35
24.	1	3	2	1	2	3	2	2	3	3	3	2	2	2	4	119	20

25.	3	2	3	3	3	2	2	3	2	3	2	3	2	3	3	108	27
26.	1	3	1	1	3	3	2	4	3	4	1	2	1	4	3	144	23
27.	3	3	4	2	2	3	3	3	3	4	1	3	3	3	3	112	32
28.	4	1	4	4	4	3	3	2	4	3	1	4	4	3	3	127	30
29.	3	2	3	3	3	2	2	3	2	3	2	3	2	3	3	113	34
30.	3	2	3	3	2	2	1	3	2	2	2	3	3	2	2	114	27
31.	3	3	3	3	3	3	2	3	3	3	2	3	2	3	3	120	24
32.	3	3	3	3	3	2	2	4	2	4	2	3	1	4	4	136	21
33.	3	2	4	3	3	4	4	3	3	3	2	3	3	3	4	116	23
34.	2	2	3	2	3	2	3	2	3	3	3	2	2	3	3	130	18
35.	1	3	1	1	3	4	3	2	3	1	4	1	2	1	1	89	11
36.	3	2	3	3	3	2	2	3	2	3	2	3	2	3	3	98	19
37.	3	3	3	3	3	3	3	3	3	3	2	3	3	3	3	117	27
38.	3	3	3	2	3	3	3	3	4	3	2	2	2	3	4	85	28
39.	3	3	3	2	3	3	2	3	3	3	2	3	3	3	1	121	33
40.	3	1	3	3	3	3	3	3	3	3	3	3	3	3	3	127	32



NO.	YSuami	XSuami	YSuis	XSuis
1.	144	20	288	48
2.	127	22	234	43
3.	147	25	292	59
4.	141	20	252	43
5.	151	26	293	56
6.	123	21	236	49
7.	126	22	244	48
8.	133	21	251	48
9.	150	28	288	64
10.	122	21	236	48
11.	138	23	257	54
12.	160	28	300	64
13.	90	14	179	27
14.	153	28	301	61
15.	139	22	271	44
16.	120	21	251	51
17.	134	22	245	44
18.	112	20	233	47
19.	121	18	231	44
20.	123	19	230	43
21.	150	28	257	52
22.	139	21	262	52
23.	116	21	238	56
24.	120	15	239	35
25.	120	21	228	48



26.	160	16	304	39
27.	142	22	254	54
28.	149	25	276	55
29.	123	21	236	55
30.	124	18	238	45
31.	124	21	244	45
32.	124	24	260	45
33.	140	23	256	46
34.	120	18	250	36
35.	110	7	199	18
36.	120	21	218	40
37.	120	21	237	48
38.	138	20	223	48
39.	130	18	251	51
40.	144	21	271	53

