

**Tabel**

**Sampel Perusahaan LQ 45 Tahun 2009**

<b>NO</b>	<b>Kode</b>	<b>Nama Perusahaan</b>
1.	ANTM	PT Aneka Tambang Tbk
2.	BMRI	PT Bank Mandiri Tbk
3.	ELSA	PT Elnusa Tbk
4.	PGAS	PT Perusahaan Gas Negara Tbk
5.	PTBA	PT Tambang Batubara Bukit Asam Tbk
6.	SMGR	PT Semen Gresik Tbk
7.	TINS	PT Timah Tbk
8.	TLKM	PT Telekomunikasi Indonesia Tbk

**Sumber :** [www.idx.co.id](http://www.idx.co.id)

**Tabel**

**Sampel Perusahaan LQ 45 Tahun 2010**

<b>NO</b>	<b>Kode</b>	<b>Nama Perusahaan</b>
1.	ANTM	PT Aneka Tambang Tbk
2.	BBRI	PT Bank Rakyat Indonesia Tbk
3.	BMRI	PT Bank Mandiri Tbk
4.	BTEL	PT Bakrie Telkom Tbk
5.	ELSA	PT Elnusa Tbk
6.	ELTY	PT Bakrieland Development Tbk
7.	JSMR	PT Jasa Marga Tbk
8.	KLBF	PT Kalbe Farma Tbk
9.	PTBA	PT Tambang Batubara Bukit Asam Tbk
10.	SMGR	PT Semen Gresik Tbk
11.	TINS	PT Timah Tbk

12.	TLKM	PT Telekomunikasi Indonesia Tbk
13.	UNSP	PT Bakrie Sumatera Plantations Tbk

**Sumber :** [www.idx.co.id](http://www.idx.co.id)

**Tabel**

**Sampel Perusahaan LQ 45 Tahun 2011**

<b>NO</b>	<b>Kode</b>	<b>Nama Perusahaan</b>
1.	ANTM	PT Aneka Tambang Tbk
2.	BBRI	PT Bank Rakyat Indonesia Tbk
3.	BJBR	PT BPD Jawa Barat Tbk
4.	BMRI	PT Bank Mandiri Tbk
5.	ELSA	PT Elnusa Tbk
6.	ELTY	PT Bakrieland Development Tbk
7.	JSMR	PT Jasa Marga Tbk
8.	KLBF	PT Kalbe Farma Tbk
9.	PGAS	PT Perusahaan Gas Negara Tbk
10.	PTBA	PT Tambang Batubara Bukit Asam Tbk
11.	SMGR	PT Semen Gresik Tbk
12.	TINS	PT Timah Tbk
13.	TLKM	PT Telekomunikasi Indonesia Tbk
14.	UNSP	PT Bakrie Sumatera Plantations Tbk

**Sumber :** [www.idx.co.id](http://www.idx.co.id)

## Tabel

### Sampel Perusahaan LQ 45 Tahun 2012

NO	Kode	Nama Perusahaan
1.	ANTM	PT Aneka Tambang Tbk
2.	BBRI	PT Bank Rakyat Indonesia Tbk
3.	BMRI	PT Bank Mandiri Tbk
4.	BUMI	PT Bumi Resources Tbk
5.	CPIN	PT Charoen Pokphand Indonesia Tbk
6.	ELTY	PT Bakrieland Development Tbk
7.	ICBP	PT Indofood CBP Sukses Makmur Tbk
8.	INDF	PT Indofood Sukses Makmut Tbk
9.	JSMR	PT Jasa Marga Tbk
10.	KLBF	PT Kalbe Farma Tbk
11.	LSIP	PT PP London Sumatra Indonesia Tbk
12.	PGAS	PT Perusahaan Gas Negara Tbk
13.	PTBA	PT Tambang Batubara Bukit Asam Tbk
14.	SMGR	PT Semen Gresik Tbk
15.	TINS	PT Timah Tbk
16.	TLKM	PT Telekomunikasi Indonesia Tbk

Sumber : [www.idx.co.id](http://www.idx.co.id)

NO.	PERUSAHAAN	AUDIT FEE		UKURAN KAP
		BESARAN AUDIT FEE	Ln (FEE AUDIT)	KAP BIG 4 (1), NON BIG 4 (0)
1.	PT Aneka Tambang Tbk	1,320,000,000	21.00089757	1
2.	PT Bank Mandiri Tbk	10,697,500,000	23.09327591	1
3.	PT Elnusa Tbk	1,659,400,000	21.22972193	1
4.	PT Perusahaan Gas Negara Tbk	1,991,500,000	21.41215396	1
5.	PT Tambang Batubara Bukit Asam Tbk	1,850,000,000	21.33845148	1
6.	PT Semen Gresik Tbk	4,290,000,000	22.17955257	1
7.	PT Timah Tbk	1,450,000,000	21.09482939	1
8.	PT Telekomunikasi Indonesia Tbk	49,640,000,000	24.6280628	1
9.	PT Aneka Tambang Tbk	1,320,000,000	21.00089757	1
10.	PT Bank Rakyat Indonesia Tbk	4,385,000,000	22.20145546	1
11.	PT Bank Mandiri Tbk	11,495,000,000	23.165178	1
12.	PT Bakrie Telcom Tbk	190,000,000	19.06253463	0
13.	PT Elnusa Tbk	1,730,000,000	21.27138725	1
14.	PT Bakrieland Development Tbk	1,816,500,000	21.32017741	0
15.	PT Jasa Marga Tbk	660,557,500	20.30859473	0
16.	PT Kalbe Farma Tbk	2,600,000,000	21.67877728	1
17.	PT Tambang Batubara Bukit Asam Tbk	1,095,050,000	20.81406586	1
18.	PT Semen Gresik Tbk	4,696,000,000	22.26997692	1
19.	PT Timah Tbk	1,600,000,000	21.19326947	1

20.	PT Telekomunikasi Indonesia Tbk	41,872,000,000	24.45788318	1
21.	PT Bakrie Sumatera Plantations Tbk	3,064,023,000	21.8429946	0
22.	PT Aneka Tambang Tbk	1,320,000,000	21.00089757	1
23.	PT Bank Rakyat Indonesia Tbk	5,650,000,000	22.45492138	1
24.	PT BPD Jawa Barat Tbk	900,000,000,000	27.5256606	1
25.	PT Bank Mandiri Tbk	11,800,000,000	23.19136537	1
26.	PT Elnusa Tbk	1,923,000,000	21.3771523	1
27.	PT Bakrieland Development Tbk	2,577,000,000	21.66989177	0
28.	PT Jasa Marga Tbk	965,000,000	20.68763866	0
29.	PT Kalbe Farma Tbk	2,531,000,000	21.65188032	1
30.	PT Perusahaan Gas Negara Tbk	2,365,000,000	21.58404386	1
31.	PT Tambang Batubara Bukit Asam Tbk	1,150,000,000	20.86302778	1
32.	PT Semen Gresik Tbk	4,040,000,000	22.11951053	1
33.	PT Timah Tbk	1,800,000,000	21.3110525	1
34.	PT Telekomunikasi Indonesia Tbk	40,503,000,000	24.42464188	1
35.	PT Bakrie Sumatera Plantations Tbk	3,267,100,000	21.90716858	0
36.	PT Aneka Tambang Tbk	1,320,000,000	21.00089757	1
37.	PT Bank Rakyat Indonesia Tbk	5,580,000,000	22.44245461	1

38.	PT Bank Mandiri Tbk	9,500,000,000	22.97455764	1
39.	PT Bumi Resources Tbk	2,700,000,000	21.71651761	0
40.	PT Charoen Pokphand Indonesia Tbk	6,960,000,000	22.66344531	1
41.	PT Bakrieland Development Tbk	2,528,250,000	21.6507932	0
42.	PT Indofood CBP Sukses Makmur Tbk	4,800,000,000	22.29188175	1
43.	PT Indofood Sukses Makmut Tbk	3,000,000,000	21.82187813	1
44.	PT Jasa Marga Tbk	1,622,500,000	21.20723401	0
45.	PT Kalbe Farma Tbk	2,723,000,000	21.72500005	1
46.	PT PP London Sumatra Indonesia Tbk	3,116,276,250	21.85990462	1
47.	PT Perusahaan Gas Negara Tbk	2,510,541,000	21.6437641	1
48.	PT Tambang Batubara Bukit Asam Tbk	1,150,000,000	20.86302778	1
49.	PT Semen Gresik Tbk	4,600,000,000	22.24932214	1
50.	PT Timah Tbk	1,800,000,000	21.3110525	1
51.	PT Telekomunikasi Indonesia Tbk	26,619,000,000	24.00489108	1

NO.	PERUSAHAAN	UKURAN PERUSAHAAN		JUMLAH ANAK PERUSAHAAN
		TOTAL ASET	Ln (ASET)	BANYAKNYA ANAK PERUSAHAAN
1.	PT Aneka Tambang Tbk	9,939,996,438,000	29.92758778	9
2.	PT Bank Mandiri Tbk	394,616,604,000,000	33.60893579	8
3.	PT Elnusa Tbk	4,210,421,000,000	29.06858376	6
4.	PT Perusahaan Gas Negara Tbk	28,670,439,792,000	30.98688774	4
5.	PT Tambang Batubara Bukit Asam Tbk	8,078,578,000,000	29.72023698	9
6.	PT Semen Gresik Tbk	12,951,308,161,000	30.19221792	7
7.	PT Timah Tbk	4,855,712,000,000	29.21117686	7
8.	PT Telekomunikasi Indonesia Tbk	97,559,606,000,000	32.21148465	8
9.	PT Aneka Tambang Tbk	12,310,732,099,000	30.14149253	10
10.	PT Bank Rakyat Indonesia Tbk	404,285,602,000,000	33.63314268	3
11.	PT Bank Mandiri Tbk	449,774,551,000,000	33.73976758	6
12.	PT Bakrie Telcom Tbk	12,352,891,387,578	30.14491127	3
13.	PT Elnusa Tbk	3,678,566,000,000	28.93354412	7
14.	PT Bakrieland Development Tbk	17,064,195,774,257	30.46800357	39
15.	PT Jasa Marga Tbk	18,952,129,334,000	30.57293741	8
16.	PT Kalbe Farma Tbk	7,032,496,663,288	29.5815629	20
17.	PT Tambang Batubara Bukit Asam Tbk	8,722,699,000,000	29.79694982	9
18.	PT Semen Gresik Tbk	15,562,998,946,000	30.37591735	8
19.	PT Timah Tbk	5,881,108,000,000	29.4027663	6

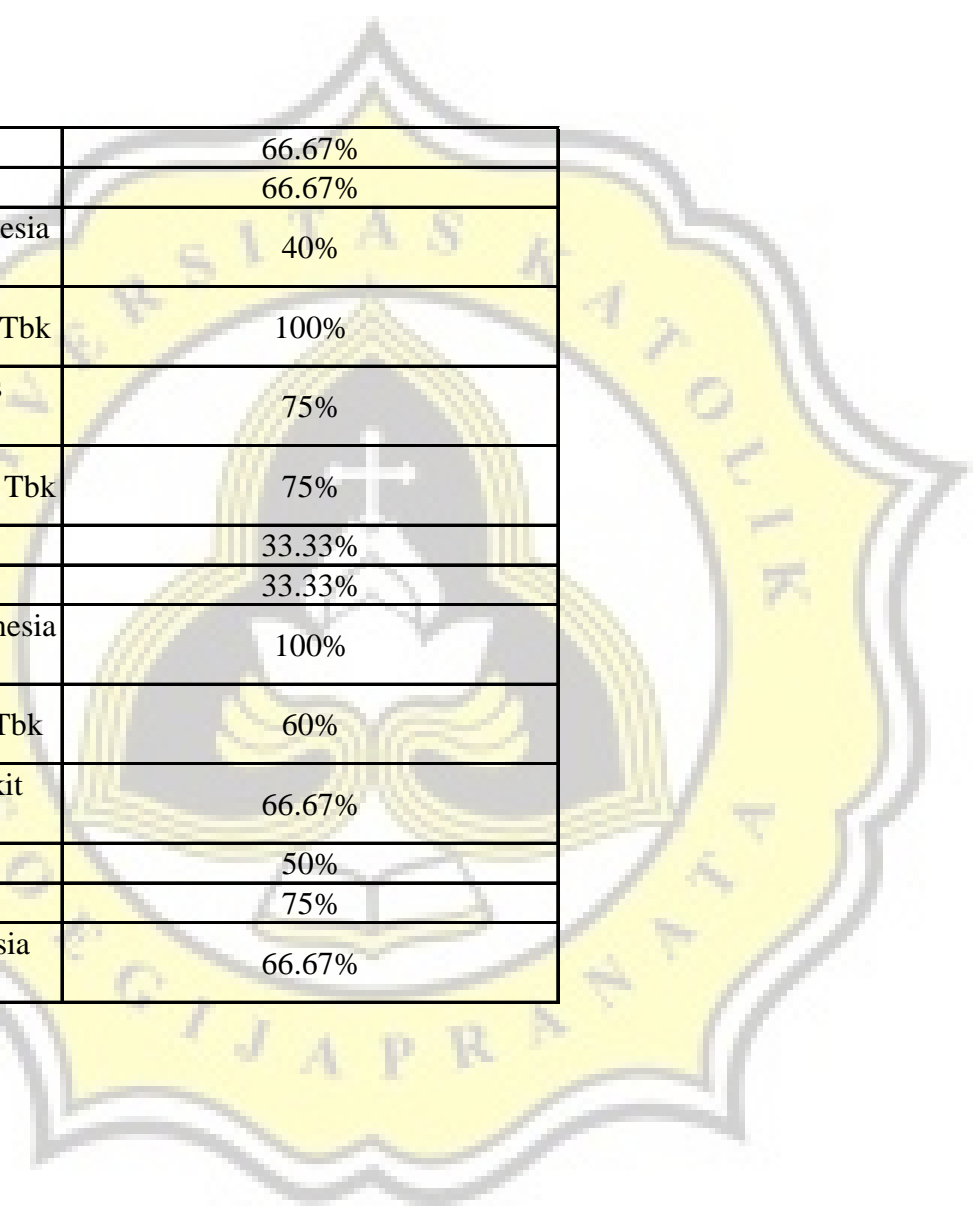
20.	PT Telekomunikasi Indonesia Tbk	99,758,447,000,000	32.23377285	9
21.	PT Bakrie Sumatera Plantations Tbk	18,502,257,139,000	30.54891385	38
22.	PT Aneka Tambang Tbk	15,201,235,077,000	30.3523978	12
23.	PT Bank Rakyat Indonesia Tbk	469,899,248,000,000	33.78353942	3
24.	PT BPD Jawa Barat Tbk	54,448,658,000,000	31.62827932	36
25.	PT Bank Mandiri Tbk	551,891,704,000,000	33.94437295	10
26.	PT Elnusa Tbk	4,389,950,000,000	29.11033895	5
27.	PT Bakrieland Development Tbk	17,707,949,598,417	30.50503478	42
28.	PT Jasa Marga Tbk	21,432,133,718,000	30.69591249	7
29.	PT Kalbe Farma Tbk	8,274,554,112,840	29.74420615	20
30.	PT Perusahaan Gas Negara Tbk	30,976,445,812,225	31.06424822	6
31.	PT Tambang Batubara Bukit Asam Tbk	11,507,104,000,000	30.0739857	9
32.	PT Semen Gresik Tbk	11,661,602,767,000	30.08732275	8
33.	PT Timah Tbk	6,569,807,000,000	29.51350557	6
34.	PT Telekomunikasi Indonesia Tbk	103,054,000,000,000	32.26627424	8
35.	PT Bakrie Sumatera Plantations Tbk	18,702,295,203,000	30.55966737	39
36.	PT Aneka Tambang Tbk	19,708,540,946,000	30.61207321	16
37.	PT Bank Rakyat Indonesia Tbk	551,336,790,000,000	33.94336697	3



38.	PT Bank Mandiri Tbk	635,618,708,000,000	34.08561998	7
39.	PT Bumi Resources Tbk	71,573,946,490,000	31.90175225	2
40.	PT Charoen Pokphand Indonesia Tbk	12,348,627,000,000	30.144566	8
41.	PT Bakrieland Development Tbk	15,235,632,983,194	30.35465808	43
42.	PT Indofood CBP Sukses Makmur Tbk	17,753,480,000,000	30.50760267	5
43.	PT Indofood Sukses Makmut Tbk	59,324,207,000,000	31.71403855	15
44.	PT Jasa Marga Tbk	24,753,551,441,000	30.83999009	12
45.	PT Kalbe Farma Tbk	9,417,957,180,958	29.87363932	22
46.	PT PP London Sumatra Indonesia Tbk	7,551,796,000,000	29.65280653	7
47.	PT Perusahaan Gas Negara Tbk	39,081,623,190,000	31.29667348	7
48.	PT Tambang Batubara Bukit Asam Tbk	12,728,981,000,000	30.17490248	10
49.	PT Semen Gresik Tbk	26,579,083,786,000	30.9111457	13
50.	PT Timah Tbk	6,101,007,000,000	29.43947496	6
51.	PT Telekomunikasi Indonesia Tbk	111,369,000,000,000	32.34387013	9

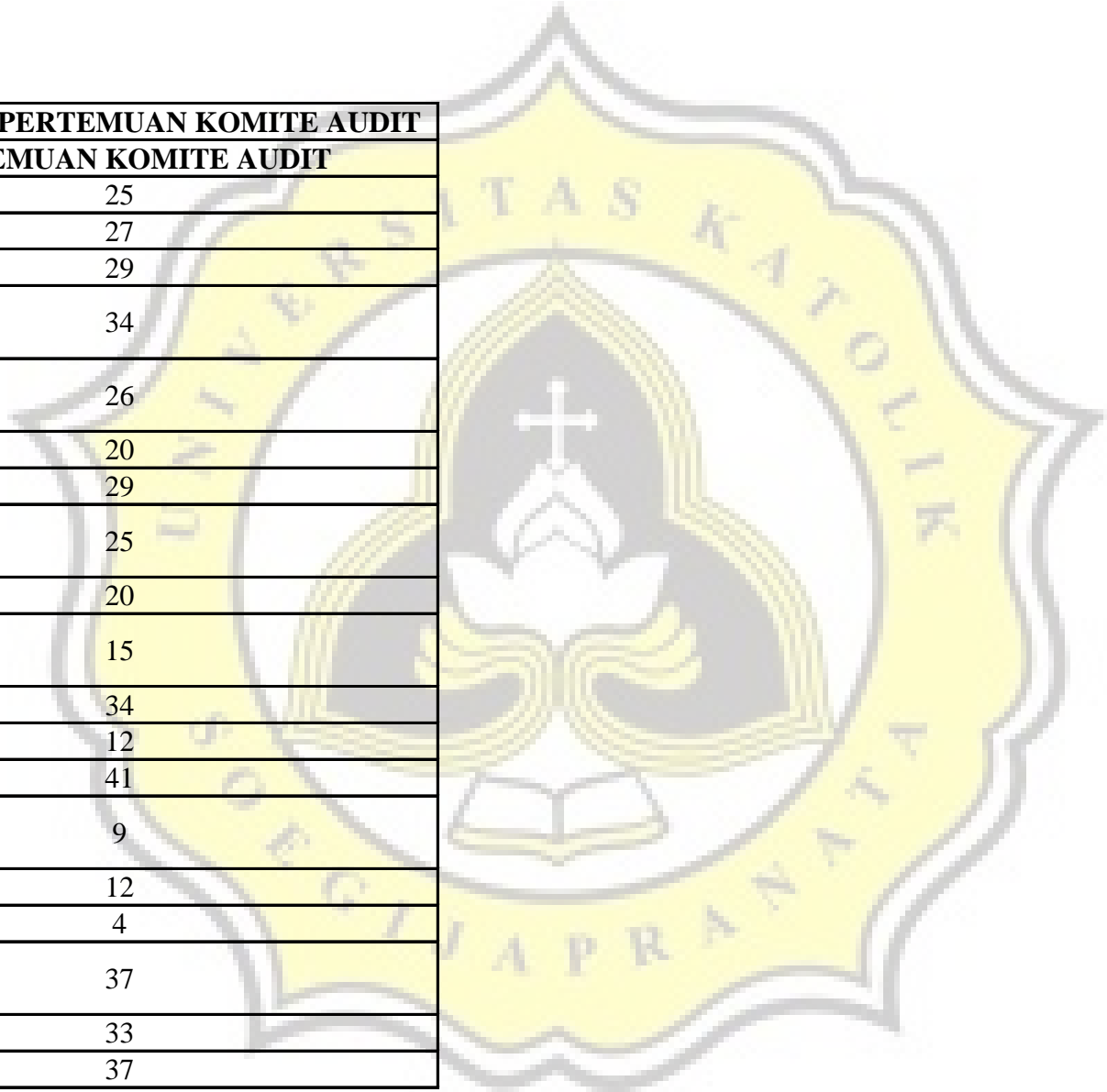
NO.	PERUSAHAAN	KOMPOSISIS KOMITE AUDIT
		PROPORSI KOMITE AUDIT
1.	PT Aneka Tambang Tbk	75%
2.	PT Bank Mandiri Tbk	100%
3.	PT Elnusa Tbk	60%
4.	PT Perusahaan Gas Negara Tbk	80%
5.	PT Tambang Batubara Bukit Asam Tbk	66.67%
6.	PT Semen Gresik Tbk	60%
7.	PT Timah Tbk	25%
8.	PT Telekomunikasi Indonesia Tbk	42.86%
9.	PT Aneka Tambang Tbk	66.67%
10.	PT Bank Rakyat Indonesia Tbk	33.33%
11.	PT Bank Mandiri Tbk	80%
12.	PT Bakrie Telcom Tbk	100%
13.	PT Elnusa Tbk	60%
14.	PT Bakrieland Development Tbk	100%
15.	PT Jasa Marga Tbk	33.33%
16.	PT Kalbe Farma Tbk	33.33%
17.	PT Tambang Batubara Bukit Asam Tbk	66.67%
18.	PT Semen Gresik Tbk	66.67%
19.	PT Timah Tbk	20%

20.	PT Telekomunikasi Indonesia Tbk	50%
21.	PT Bakrie Sumatera Plantations Tbk	33.33%
22.	PT Aneka Tambang Tbk	57.14%
23.	PT Bank Rakyat Indonesia Tbk	33.33%
24.	PT BPD Jawa Barat Tbk	100%
25.	PT Bank Mandiri Tbk	60%
26.	PT Elnusa Tbk	83.33%
27.	PT Bakrieland Development Tbk	100%
28.	PT Jasa Marga Tbk	33.33%
29.	PT Kalbe Farma Tbk	33.33%
30.	PT Perusahaan Gas Negara Tbk	80%
31.	PT Tambang Batubara Bukit Asam Tbk	66.67%
32.	PT Semen Gresik Tbk	66.67%
33.	PT Timah Tbk	75%
34.	PT Telekomunikasi Indonesia Tbk	50%
35.	PT Bakrie Sumatera Plantations Tbk	33.33%
36.	PT Aneka Tambang Tbk	57.14%
37.	PT Bank Rakyat Indonesia Tbk	50%

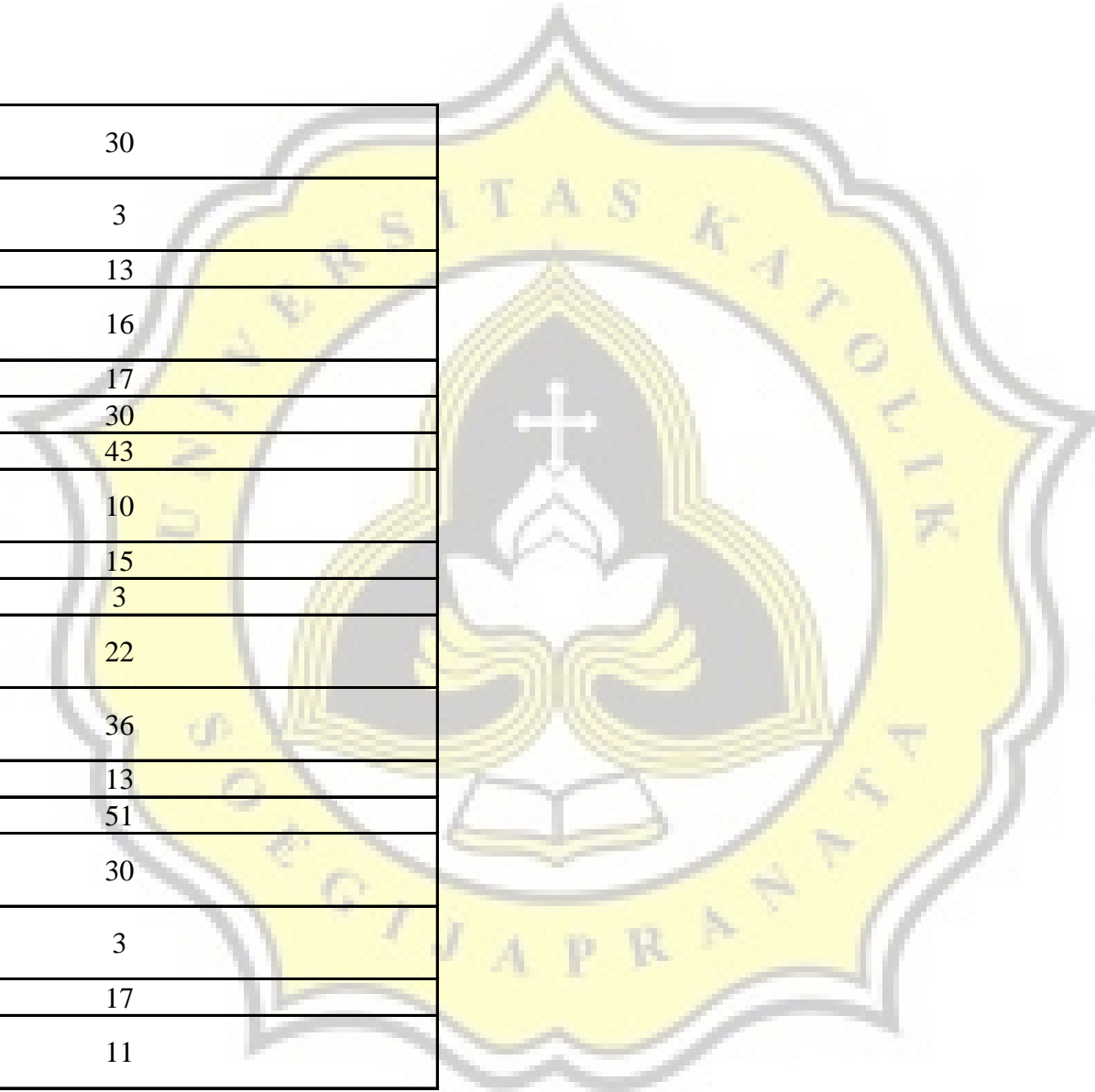


38.	PT Bank Mandiri Tbk	66.67%
39.	PT Bumi Resources Tbk	66.67%
40.	PT Charoen Pokphand Indonesia Tbk	40%
41.	PT Bakrieland Development Tbk	100%
42.	PT Indofood CBP Sukses Makmur Tbk	75%
43.	PT Indofood Sukses Makmut Tbk	75%
44.	PT Jasa Marga Tbk	33.33%
45.	PT Kalbe Farma Tbk	33.33%
46.	PT PP London Sumatra Indonesia Tbk	100%
47.	PT Perusahaan Gas Negara Tbk	60%
48.	PT Tambang Batubara Bukit Asam Tbk	66.67%
49.	PT Semen Gresik Tbk	50%
50.	PT Timah Tbk	75%
51.	PT Telekomunikasi Indonesia Tbk	66.67%

<b>FREKUENSI PERTEMUAN KOMITE AUDIT</b>
<b>PERTEMUAN KOMITE AUDIT</b>
25
27
29
34
26
20
29
25
20
15
34
12
41
9
12
4
37
33
37



30
3
13
16
17
30
43
10
15
3
22
36
13
51
30
3
17
11



46
4
36
9
7
7
13
4
13
57
48
33
22
30

