



LAMPIRAN 1
**Tabel Perhitungan *Human Capital (VAHU)*, *Structural Capital (STVA)*,
Customer Capital (VACA), dan *Business Performance (ROA dan ROE)***

No	Kode	Perusahaan	<i>Human capital</i>	<i>Structural capital</i>	<i>Customer capital</i>	<i>Business performance</i>	
			<i>VAHU</i>	<i>STVA</i>	<i>VACA</i>	<i>ROA</i>	<i>ROE</i>
1	ABBA	Mahaka Media Tbk	3,8798	0,7423	1,4189	0,0092	0,0298
2	ABDA	Asuransi Bina Dana Arta Tbk	11,7926	0,9152	1,0949	0,1311	0,3789
3	ABMM	Abm Investama Tbk	17,0930	0,9415	2,2270	0,0054	0,0196
4	ACES	Ace Hardware Indonesia Tbk	5,9084	0,8307	1,6270	0,2237	0,2650
5	ADHI	Adhi Karya(Persero) Tbk	50,5845	0,9802	6,3727	0,0271	0,1809
6	ADMF	Adira Dinamika Multi Finance Tbk	3,5202	0,7159	1,1489	0,0552	0,2792
7	AGRO	Bank Rakyat Indonesia Agro Niaga Tbk	1,5769	0,3659	0,3067	0,0060	0,0654
8	AHAP	Asuransi Harta Aman Pratama Tbk	11,4397	0,9126	2,0234	0,0612	0,1869
9	AIMS	Akbar Indo Makmur Stimec Tbk	76,6228	0,9869	11,2160	0,0114	0,0233
10	AKRA	Akr Corporindo Tbk,Pt	119,3607	0,9916	5,0969	0,0641	0,1796
11	AKSI	Majapahit Securities Tbk	1,0999	0,0908	0,0463	-0,0108	-0,0134
12	AMAG	Asuransi Multi Artha Guna Tbk	7,6820	0,8698	0,5501	0,1152	0,2031
13	AMRT	Sumber Alfaria Trijaya Tbk	16,0658	0,9378	7,0094	0,0820	0,1985
14	APIC	Pasific Strategic Financial Tbk	0,2890	-2,4608	0,0029	0,0086	0,0092
15	APLN	Agung Podomoro Land Tbk	14,9497	0,9331	0,6524	0,0554	0,1325
16	APOL	Arpeni Pratama Ocean Line Tbk	5,3419	0,8128	-0,1592	-0,2559	0,2642

No	Kode	Perusahaan	<i>Human capital</i>	<i>Structural capital</i>	<i>Customer capital</i>	<i>Business performance</i>	
			VAHU	STVA	VACA	ROA	ROE
17	ARTA	Arthavest Tbk	7,0940	0,8590	0,1763	0,0285	0,0377
18	ASBI	Asuransi Bintang	3,4736	0,7121	0,8905	0,0760	0,2366
19	ASDM	Asuransi Dayin Mitra Tbk	3,0143	0,6682	0,6517	0,0289	0,1640
20	ASGR	Astra Graphia Tbk	7,8863	0,8732	3,1009	0,1324	0,2593
21	ASIA	Asia Natural Resources Tbk,Pt	1,6574	0,3966	0,0720	-0,1236	-0,1782
22	ASJT	Asuransi Jasa Tania Tbk	6,1981	0,8387	1,6977	0,0622	0,1354
23	ASRI	Alam Sutra Reality Tbk	31,0615	0,9678	0,4877	0,1111	0,2570
24	ASRM	Asuransi Ramayana Tbk	4,9820	0,7993	1,6508	0,0309	0,2059
25	ASSA	Adi Sarana Armada Tbk	15,1537	0,9340	1,0148	0,0140	0,0402
26	BABP	Bank Icb Bumi Putra Tbk	0,6799	-0,4708	0,1723	0,0002	0,0016
27	BACA	Bank Capital Indonesia Tbk	1,3876	0,2793	0,1219	0,0083	0,0717
28	BAEK	Bank Ekonomi Raharja Tbk	1,4590	0,3146	0,2925	0,0070	0,0663
29	BAPA	Bekasi Asri Pemula Tbk	5,6208	0,8221	0,1933	0,0282	0,0513
30	BAYU	Bayu Buana Tbk	52,1671	0,9808	9,0967	0,1323	0,2785
31	BBCA	Bank Central Asia Tbk	3,3971	0,7056	0,4029	0,0269	0,2293
32	BBKP	Bank Bukopin Tbk	1,7799	0,4382	0,2566	0,0128	0,1678
33	BBLD	Buana Finance Tbk	8,4425	0,8816	0,5430	0,0441	0,1519
34	BBNI	Bank Negara Indonesia(Persero)Tbk	1,4876	0,3278	0,1906	0,0216	0,1655
35	BBNP	Bank Nusantara Parahyangan Tbk	1,5158	0,3403	0,2693	0,0105	0,1004
36	BBRI	Bank Rakyat Indonesia Tbk	2,7691	0,6389	0,4099	0,0339	0,2879
37	BBTN	Bank Tabungan Negara(Persero) Tbk	2,0177	0,5044	0,2919	0,0122	0,1321
38	BCAP	Bhakti Capital Indonesia Investment Tbk	2,7160	0,6318	0,4933	0,0472	0,2080
39	BCIC	Bank Mutiara Tbk	1,3575	0,2633	0,2130	0,0285	0,0377

No	Kode	Perusahaan	<i>Human capital</i>	<i>Structural capital</i>	<i>Customer capital</i>	<i>Business performance</i>	
			<i>VAHU</i>	<i>STVA</i>	<i>VACA</i>	<i>ROA</i>	<i>ROE</i>
40	BCIP	Bumi Citra Permai Tbk	8,7984	0,8863	0,4672	0,0278	0,0493
41	BDMN	Bank Danamon Indonesia Tbk	1,2971	0,2291	0,2331	0,0262	0,1421
42	BEKS	Bank Pundi Indonesia Tbk	1,2328	0,1888	1,1429	0,0019	0,0218
43	BEST	Bekasi Fajar Industrial Estate Tbk	49,0758	0,9796	0,5290	0,2058	0,2657
44	BFIN	Bfi Finance Indonesia Tbk	2,8977	0,6549	0,3276	0,0746	0,1713
45	BHIT	Bhakti Investama Tbk	9,5480	0,8953	0,4743	0,0760	0,1124
46	BIPP	Bhuwanatala Indah Permai Tbk	3,3397	0,7006	0,2262	-0,0924	-0,1948
47	BKDP	Bukit Darmo Property Tbk	-1,3391	1,7468	-0,0227	-0,0649	-0,0899
48	BKSL	Sentul City Tbk	13,6424	0,9267	0,1149	0,0359	0,0459
49	BKSW	Bank Kesawan Tbk	0,5302	-0,8859	0,0992	-0,0064	-0,0342
50	BMRI	Bank Mandiri(Persero) Tbk	2,3399	0,5726	0,2460	0,0256	0,2124
51	BMSR	Bintang Mitra Semestaraya Tbk	281,0424	0,9964	5,5718	-0,0130	-0,0241
52	BMTR	Global Mediacom Tbk	11,4100	0,9124	0,5672	0,1034	0,1447
53	BNBA	Bank Bumi Arta Tbk	1,6894	0,4081	0,2377	0,0164	0,1093
54	BNBR	Bakrie And Brothers Tbk	60,2935	0,9834	2,5372	-0,4080	-1,1701
55	BNGA	Bank Cimb Niaga Tbk	2,2676	0,5590	0,2885	0,0217	0,1891
56	BNII	Bank Internasional Indonesia Tbk	1,3212	0,2431	0,3067	0,0148	0,1772
57	BNLI	Bank Permata Tbk	2,1604	0,5371	0,3353	0,0104	0,1097
58	BPFI	Batavia Prosperindo Finance Tbk	2,0766	0,5184	0,4031	0,0569	0,1599
59	BRMS	Bumi Resources Minerals Tbk	1,4026	0,2871	0,0058	-0,0305	-0,0416
60	BSDE	Bumi Serpong Damai Tbk	9,4968	0,8947	0,2949	0,0884	0,1406
61	BSIM	Bank Sinar Mas Tbk	1,7163	0,4174	0,2135	0,0154	0,1278
62	BSWD	Bank Swadesi Tbk	2,7415	0,6352	0,2108	0,0215	0,1462

No	Kode	Perusahaan	<i>Human capital</i>	<i>Structural capital</i>	<i>Customer capital</i>	<i>Business performance</i>	
			<i>VAHU</i>	<i>STVA</i>	<i>VACA</i>	<i>ROA</i>	<i>ROE</i>
63	BTEL	Bakrie Telecom	-0,3517	3,8432	-0,0795	-0,3632	-2,0071
64	BTPN	Bank Tabungan Pensiunan Nasional Tbk	2,1892	0,5432	0,5247	0,0335	0,2557
65	BUVA	Bukit Uluwatu Villa Tbk	10,9566	0,9087	0,2027	0,0468	0,0746
66	BVIC	Bank Victoria Internasional Tbk	2,3428	0,5732	0,1792	0,0175	0,1711
67	CASS	Cardig Aero Services Tbk	2,2439	0,5544	1,3053	0,2374	0,5371
68	CENT	Centrin Online Tbk	2,1979	0,5450	0,4020	-0,0710	-0,0921
69	CFIN	Clipan Finance Indonesia Tbk	8,9924	0,8888	0,2007	0,0685	0,1358
70	CLPI	Colorpak Indonesia Tbk,Pt	55,5541	0,9820	3,0549	0,0766	0,1694
71	CMNP	Cipta Marga Nusaphala Persada Tbk	4,4815	0,7769	0,2694	0,1026	0,1535
72	CMPP	Centris Multipersada Pratama Tbk	8,0532	0,8758	0,9152	0,0009	0,0021
73	CNKO	Exploitasi Energi Indonesia Tbk,Pt	119,9229	0,9917	1,5942	0,0543	0,0888
74	COWL	Cowell Development Tbk	10,5663	0,9054	0,2446	0,0392	0,0614
75	CSAP	Catur Sentosa Adiprana Tbk	18,9484	0,9472	7,2076	0,0261	0,1013
76	CTRA	Ciputra Development Tbk	10,2390	0,9023	0,3411	0,0565	0,1002
77	CTRP	Ciputra Property Tbk	12,7069	0,9213	0,1734	0,0538	0,0800
78	CTRS	Ciputra Surya Tbk	11,8719	0,9158	0,4164	0,0619	0,1237
79	DART	Duta Anggada Realty Tbk	19,7963	0,9495	0,2916	0,0420	0,0636
80	DEFI	Danasupra Erapacific Tbk	2,3229	0,5695	0,0739	0,0372	0,0377
81	DGIK	Duta Graha Indah Tbk	26,3049	0,9620	1,1636	0,0270	0,0471
82	DILD	Intiland Development Tbk	15,5240	0,9356	0,2893	0,0329	0,0508
83	DNET	Dyviacom Intrabumi Tbk	3,8459	0,7400	0,9480	0,0131	0,0174
84	DSSA	Dian Swastika Sentosa Tbk,Pt	28,5766	0,9650	0,6161	0,0025	0,0033
85	DUTI	Duta Pertiwi Tbk	8,9275	0,8880	0,2440	0,0933	0,1193

No	Kode	Perusahaan	Human capital	Structural capital	Customer capital	Business performance	
			VAHU	STVA	VACA	ROA	ROE
86	ELTY	Bakrieland Development Tbk	7,0652	0,8585	0,2691	-0,0833	-0,1384
87	EMDE	Megapolitan Development Tbk	4,2082	0,7624	0,1594	0,0047	0,0080
88	EPMT	Enseval Putera Megatrading Tbk,Pt	33,7382	0,9704	4,9742	0,0813	0,1561
89	ERAA	Erajaya Swasembada Tbk	56,6499	0,9823	4,8807	0,1117	0,1683
90	EXCL	XI Axiata Tbk	11,3550	0,9119	0,6953	0,0774	0,1785
91	FAST	Fast Food Indonesia Tbk	4,2660	0,7656	2,2375	0,1156	0,2080
92	FISH	Fks Multi Agro Tbk,Pt	356,6485	0,9972	37,5580	0,0429	0,3194
93	FMII	Fotrune Mate Indonesia Tbk	6,4709	0,8455	0,1229	0,0027	0,0039
94	FORU	Fortune Indonesia Tbk	8,7142	0,8852	3,6935	0,0492	0,1007
95	FREN	Smartfren Tbk	-4,2770	1,2338	-0,2606	-0,1090	-0,3136
96	GAMA	Gading Development Tbk	14,0507	0,9288	0,0745	0,0055	0,0066
97	GEMA	Gema Grahasarana Tbk	11,6691	0,9143	3,8725	0,0670	0,2023
98	GIAA	Garuda Indonesia(Persero) Tbk	1,3966	0,2840	0,5308	0,0577	0,1304
99	GLOB	Global Teleshop Tbk	44,1163	0,9773	6,8283	0,1098	0,2721
100	GMCW	Grahamas Citrawisata Tbk	3,4898	0,7134	0,9541	0,1395	0,2123
101	GMTD	Goa Makassar Tourism Development Tbk	18,2881	0,9453	0,8053	0,0715	0,2752
102	GOLD	Golden Retailindo Tbk	2,4074	0,5846	0,3346	0,0787	0,0970
103	GPRA	Perdana Gapura Prima Tbk	10,4154	0,9040	0,4153	0,0430	0,0801
104	GREN	Evergreen Invesco Tbk,Pt	54,3274	0,9816	0,3024	0,0011	0,0013
105	GSMF	Equity Development Investment Tbk	1,6727	0,4022	0,2961	0,0213	0,1009
106	HADE	Hd Capital Tbk	1,5303	0,3465	0,1017	0,0173	0,0369
107	H DFA	Hd Finance Tbk	1,6253	0,3847	0,1787	0,0095	0,0588
108	HERO	Hero Supermarket Tbk	13,7590	0,9273	5,5385	0,0446	0,1421

No	Kode	Perusahaan	<i>Human capital</i>	<i>Structural capital</i>	<i>Customer capital</i>	<i>Business performance</i>	
			<i>VAHU</i>	<i>STVA</i>	<i>VACA</i>	<i>ROA</i>	<i>ROE</i>
109	HITS	Humpuss Intermoda Transportasi Tbk	14,4213	0,9307	1,2313	0,0002	0,0014
110	HOME	Hotel Mandarine Regency Tbk	6,0915	0,8358	0,1292	-0,0338	-0,0447
111	IATA	Indonesia Air Transport Tbk	5,7622	0,8265	1,2202	-0,0449	-0,1888
112	IBST	Inti Bangun Sejahtera Tbk	16,1489	0,9381	0,3201	0,2664	0,4599
113	ICON	Island Concepts Indonesia Tbk	15,0001	0,9333	5,3900	0,0385	0,1598
114	INDX	Tanah Laut Tbk	33,8730	0,9705	1,7506	0,0999	0,3306
115	INDY	Indika Energy Tbk	8,3790	0,8807	0,6551	0,0361	0,0828
116	INPC	Bank Artha Graha Internasional Tbk	1,0812	0,0751	0,0723	0,0031	0,0326
117	INPP	Indonesian Paradise Property Tbk	3,4390	0,7092	0,0909	0,0064	0,0118
118	INTA	Intraco Penta Tbk,Pt	15,8288	0,9368	4,8550	0,0029	0,0248
119	INTD	Inter Delta Tbk,Pt	9,7981	0,8979	4,9182	0,0723	0,2015
120	INVS	Inovisi Infracom Tbk	94,8922	0,9895	0,4945	0,1621	0,2051
121	ISAT	Indosat Tbk	3,2352	0,6909	0,2381	0,0159	0,0452
122	ITTG	Leo Investment Tbk,Pt	-19,1753	1,0522	-0,0429	-0,0397	-0,0413
123	JKON	Jaya Konstruksi Manggala Pratama Tbk,Pt	32,1859	0,9689	3,7840	0,0724	0,1824
124	JRPT	Jaya Real Property Tbk	10,3285	0,9032	0,4594	0,0856	0,1926
125	JSMR	Jasa Marga(Persero) Tbk	3,5955	0,7219	0,4211	0,0621	0,1570
126	JSPT	Jakarta Setiabudi Internasional Tbk	6,7432	0,8517	0,4670	0,0711	0,1300
127	KARW	Ictsi Jasa Prima Tbk	11,4281	0,9125	-1,5947	0,1014	-4,4311
128	KBLV	First Media Tbk	3,3607	0,7024	0,3750	0,0024	0,0043
129	KIJA	Kawasan Industri Jababeka Tbk	16,2690	0,9385	0,3124	0,0538	0,0957
130	KOBX	Kobexindo Tractors Tbk,Pt	18,1050	0,9448	2,9486	0,0348	0,1253
131	KOIN	Kokoh Inti Arebama Tbk	26,7650	0,9626	15,1567	0,0995	0,6553

No	Kode	Perusahaan	<i>Human capital</i>	<i>Structural capital</i>	<i>Customer capital</i>	<i>Business performance</i>	
			<i>VAHU</i>	<i>STVA</i>	<i>VACA</i>	<i>ROA</i>	<i>ROE</i>
132	KONI	Perdana Bangun Pusaka Tbk,Pt	11,3371	0,9118	2,4548	0,0270	0,0777
133	KPIG	Global Land And Development Tbk	10,5686	0,9054	0,1407	0,0534	0,0659
134	KREN	Kresna Graha Sekurindo Tbk	1,4302	0,3008	0,2906	0,0179	0,0337
135	LAPD	Leyand International Tbk	112,1664	0,9911	0,4596	0,0137	0,0222
136	LCGP	Laguna Cipta Griya Tbk	7,4000	0,8649	0,0637	-0,0039	-0,0043
137	LMAS	Limas Centric Indonesia Tbk	7,7262	0,8706	2,5054	-0,0077	-0,0295
138	LPCK	Lippo Cikarang Tbk	39,9865	0,9750	0,7762	0,1437	0,3313
139	LPGI	Lippo General Insurance Tbk	9,0071	0,8890	0,3543	0,2444	0,3539
140	LPKR	Lippo Karawaci Tbk	12,3082	0,9188	0,4570	0,0998	0,2164
141	LPLI	Star Pasific Tbk	0,4080	-1,4509	0,0100	0,2708	0,2861
142	LPPF	Matahari Department Store Tbk	6,6816	0,8503	-2,1280	0,2631	-0,3991
143	LPPS	Lippo Securities Tbk	-0,1987	6,0329	-0,0014	0,1938	0,1946
144	LTLS	Lautan Luas Tbk,Pt	23,7518	0,9579	5,2068	0,0365	0,1304
145	MAMI	Mas Murni Indonesia Tbk	52,9596	0,9811	0,0725	0,0033	0,0040
146	MAPI	Mitra Adiperkasa Tbk	5,9671	0,8324	2,4812	0,0729	0,2010
147	MAYA	Bank Mayapada Internasional Tbk	1,9956	0,4989	0,2808	0,0155	0,1439
148	MBSS	Mitra Bantera Segara Sejati Tbk	19,7428	0,9493	0,6459	0,1058	0,1730
149	MCOR	Bank Windu Kentjana Internaional Tbk	1,6626	0,3985	0,2354	0,0145	0,1245
150	MDLN	Modernland Realty Tbk	15,3828	0,9350	0,4339	0,0567	0,1170
151	MDRN	Modern Internasional Tbk,Pt	8,0168	0,8753	0,8806	0,0321	0,0565
152	MEGA	Bank Mega Tbk	1,4904	0,3291	0,2771	0,0213	0,2214
153	META	Nusantara Infrastructure Tbk	3,7722	0,7349	0,1351	0,0213	0,0410
154	MFIN	Mandala Multifinance Tbk	3,3022	0,6972	1,2915	0,0537	0,2454

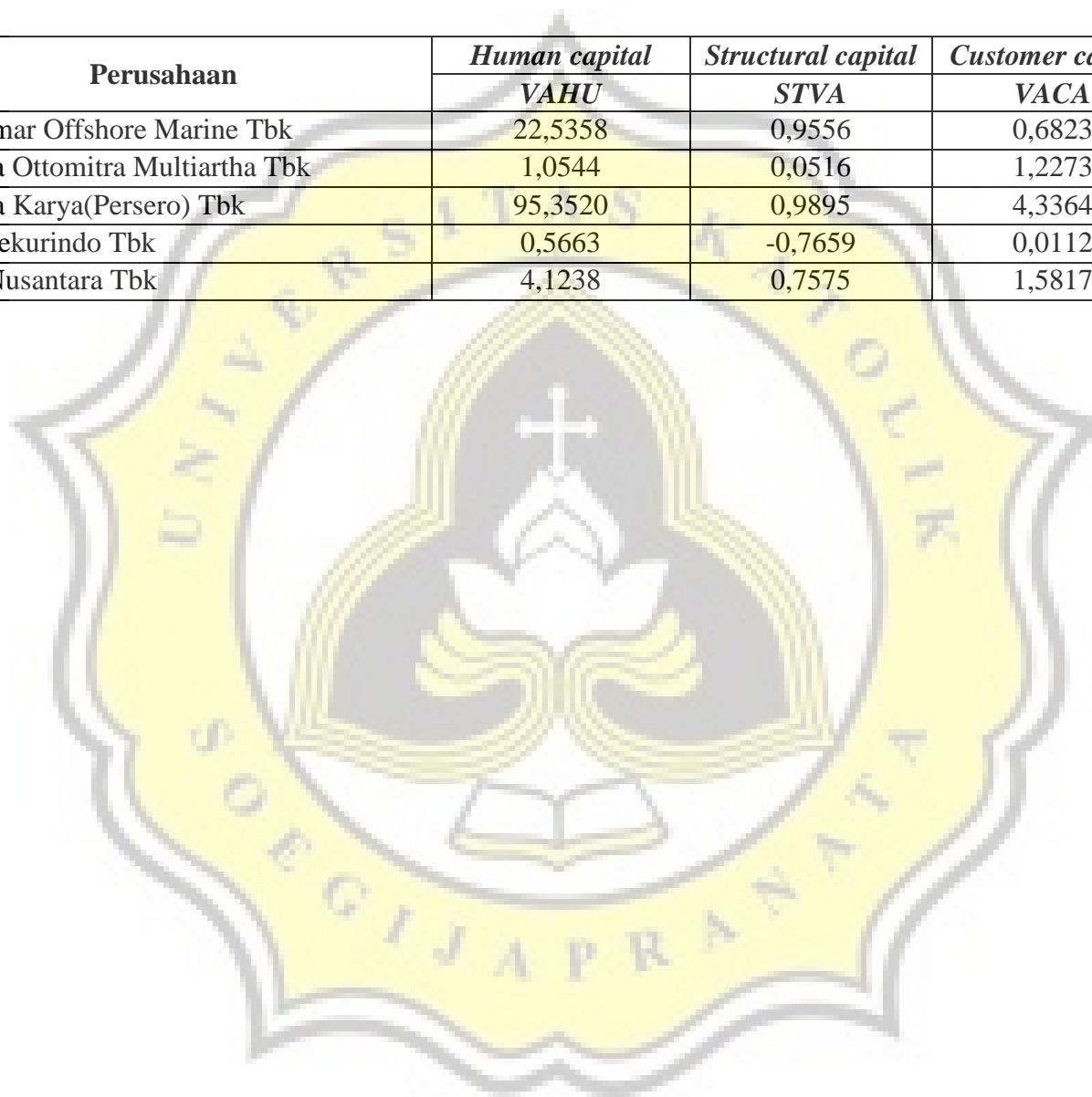
No	Kode	Perusahaan	<i>Human capital</i>	<i>Structural capital</i>	<i>Customer capital</i>	<i>Business performance</i>	
			<i>VAHU</i>	<i>STVA</i>	<i>VACA</i>	<i>ROA</i>	<i>ROE</i>
155	MFMI	Multifining Mitra Indonesia Tbk	3,2487	0,6922	0,1574	0,0749	0,0878
156	MICE	Multi Indocitra Tbk,Pt	4,9966	0,7999	1,1986	0,0994	0,1375
157	MIDI	Midi Utama Indonesia Tbk	12,0468	0,9170	7,7485	0,0260	0,1012
158	MIRA	Mira Internasional Resources Tbk	15,9388	0,9373	0,7521	0,0303	0,0401
159	MKPI	Metropolitan Kentjana Tbk	14,7281	0,9321	0,5036	0,1422	0,2124
160	MLPL	Multipolar Tbk	15,2579	0,9345	1,5582	0,0182	0,0363
161	MNCN	Media Nusantara Citra Tbk	9,0431	0,8894	0,7814	0,1988	0,2441
162	MPPA	Matahari Putra Prima Tbk	15,3154	0,9347	2,5826	0,0290	0,0620
163	MREI	Maskapai Reasuransi Indonesia Tbk	14,1661	0,9294	1,5219	0,1257	0,3045
164	MTDL	Metro Data Electronics Tbk	33,9455	0,9705	7,2740	0,0779	0,1850
165	MTFN	Capitalinc Investment Tbk	1,2002	0,1668	0,3199	-0,0500	-0,3771
166	MTLA	Metropolitan Land Tbk	8,5403	0,8829	0,3939	0,1012	0,1312
167	MTSM	Metro Realty Tbk	15,5668	0,9358	0,2374	0,0384	0,0471
168	MYRX	Hanson International Tbk	35,4513	0,9718	0,3857	0,1323	0,5831
169	NELY	Pelayaran Nelly Dwi Putri Tbk	12,0259	0,9168	0,6821	0,1387	0,1891
170	NIRO	Nirvana Development Tbk	15,4002	0,9351	0,0430	0,0093	0,0136
171	NISP	Bank Nisp Ocbc Tbk	1,5325	0,3475	0,2008	0,0108	0,0956
172	OCAP	Onix Capital Tbk	0,0840	-10,9012	0,0868	-0,0735	-1,1781
173	OKAS	Ancora Indonesia Resources Tbk,Pt	19,8197	0,9495	3,4517	0,0225	0,1063
174	OMRE	Indonesia Prima Property Tbk	3,7363	0,7324	0,4988	0,0516	0,0736
175	PANR	Panorama Sentrawisata Tbk	24,5129	0,9592	8,4570	0,0325	0,1143
176	PANS	Panin Sekuritas Tbk	7,9045	0,8735	0,3657	0,1443	0,2518
177	PDES	Destinasi Tirta Nusantara Tbk	19,5766	0,9489	1,7920	0,0398	0,0666

No	Kode	Perusahaan	<i>Human capital</i>	<i>Structural capital</i>	<i>Customer capital</i>	<i>Business performance</i>	
			<i>VAHU</i>	<i>STVA</i>	<i>VACA</i>	<i>ROA</i>	<i>ROE</i>
178	PEGE	Panca Global Securities Tbk	4,9245	0,7969	0,1244	0,1088	0,1211
179	PGAS	Perusahaan Gas Negara(Persero) Tbk	17,8879	0,9441	0,9456	0,2340	0,3884
180	PGLI	Pembangunan Graha Lestari Indah Tbk	6,7621	0,8521	0,0259	0,0056	0,0007
181	PJAA	Pembangunan Jaya Ancol Tbk	10,9143	0,9084	0,7131	0,0783	0,1427
182	PLAS	Polaris Investama Tbk	4,1972	0,7617	0,1367	0,0274	0,0393
183	PLIN	Plaza Indonesia Realty Tbk	14,9914	0,9333	0,6507	0,0594	0,1052
184	PNBN	Bank Pan Indonesia Tbk	8,2780	0,8792	0,5159	0,0156	0,1317
185	PNIN	Panin Insurance Tbk	31,2070	0,9680	0,2884	0,0991	0,1389
186	PNLF	Panin Financial Tbk	41,0262	0,9756	0,2982	0,0960	0,1359
187	PNSE	Pudjiadi And Sons Tbk	9,6694	0,8966	0,9036	0,1170	0,1813
188	POOL	Pool Advista Indonesia Tbk	4,4740	0,7765	0,0945	0,0836	0,0988
189	PSAB	Pelita Sejahtera Abadi Tbk	15,8581	0,9369	0,5358	0,1530	0,3077
190	PSKT	Pusako Tarinka Tbk	2,6704	0,6255	1,0752	0,0171	0,0227
191	PTIS	Indo Straits Tbk	22,4357	0,9554	0,8984	0,0587	0,0989
192	PTPP	Pembangunan Perumahan(Persero) Tbk	73,4346	0,9864	4,8125	0,0362	0,1870
193	PTSP	Pioneerindo Gourment International Tbk	3,1258	0,6801	2,0732	0,2385	0,4090
194	PUDP	Pudjiadi Prestige Tbk	7,5656	0,8678	0,2899	0,0585	0,0831
195	PWON	Pakuwon Jati Tbk	41,0011	0,9756	0,6520	0,1013	0,2445
196	RAJA	Rkun Raharja Tbk	19,9642	0,9499	1,8549	0,0591	0,1352
197	RALS	Ramayana Lestari Sentosa Tbk	9,3385	0,8929	1,5251	0,1015	0,1359
198	RANC	Supra Boga Lestari Tbk	10,7804	0,9072	2,5550	0,0640	0,1015
199	RBMS	Rista Bintang Mahkota Sejati Tbk	11,8902	0,9159	0,2419	0,1073	0,1156
200	RDTX	Roda Vivatex Tbk	46,2499	0,9784	0,3355	0,1033	0,1309

No	Kode	Perusahaan	<i>Human capital</i>	<i>Structural capital</i>	<i>Customer capital</i>	<i>Business performance</i>	
			<i>VAHU</i>	<i>STVA</i>	<i>VACA</i>	<i>ROA</i>	<i>ROE</i>
201	RELI	Reliance Securities Tbk	3,1489	0,6824	0,1495	0,0395	0,1089
202	RIGS	Rig Tenders Indonesia Tbk	20,5504	0,9513	0,8550	0,0361	0,0605
203	RIMO	Rimo Catur Lestari Tbk	-0,2755	4,6296	0,0291	-1,7290	0,2385
204	RODA	Pikko Land Development Tbk	11,7054	0,9146	0,1377	0,0290	0,0517
205	SAFE	Steady Safe Tbk	9,3110	0,8926	-0,2644	-0,1516	0,0751
206	SCBD	Danayasa Arthatama Tbk	4,3482	0,7700	0,1391	0,0195	0,0261
207	SCMA	Surya Media Citra Tbk	9,3947	0,8936	0,9559	0,3156	0,4172
208	SDMU	Sidomulyo Selaras Tbk	13,8221	0,9277	0,6392	0,0186	0,0290
209	SDPC	Millenium Pharmacon International Tbk,Pt	27,9703	0,9642	10,8298	0,0255	0,0941
210	SDRA	Bank Himpunan Saudara 1906 Tbk	2,1271	0,5299	0,5168	0,0120	0,1696
211	SHID	Hotel Sahid Jaya International Tbk	5,0690	0,8027	0,0936	0,0097	0,0138
212	SKYB	Skybee Tbk	61,4765	0,9837	7,3543	0,0121	0,0556
213	SMDM	Suryamas Dutamakmur Tbk	6,5848	0,8481	0,1103	0,0178	0,0222
214	SMDR	Samudera Indonesia Tbk	24,5694	0,9593	2,0975	0,0064	0,0160
215	SMMA	Sinar Mas Multiartha Tbk	3,3398	0,7006	0,1446	0,0342	0,1026
216	SMMT	Eatertainment International Tbk	5,4242	0,8156	0,0436	0,0298	0,0321
217	SMRA	Summarecon Agung Tbk	9,8937	0,8989	0,8325	0,0728	0,2076
218	SONA	Sona Topas Torism Industry Tbk	10,4668	0,9045	1,2963	0,0979	0,1727
219	SSIA	Surya Semesta Internusa Tbk	27,5640	0,9637	1,9939	0,1523	0,4429
220	SUGI	Sugih Energi Tbk	3,9885	0,7493	0,0167	0,0076	0,0108
221	SUPR	Solusi Tunas Pratama Tbk	16,2720	0,9385	0,2970	0,0452	0,1019
222	TAXI	Express Trasindo Utama Tbk	16,9807	0,9411	0,6778	0,0450	0,1168
223	TBIG	Tower Bersama Infrastructure Tbk	18,5402	0,9461	0,3845	0,0574	0,1935

No	Kode	Perusahaan	<i>Human capital</i>	<i>Structural capital</i>	<i>Customer capital</i>	<i>Business performance</i>	
			<i>VAHU</i>	<i>STVA</i>	<i>VACA</i>	<i>ROA</i>	<i>ROE</i>
224	TELE	Tiphone Mobile Indonesia Tbk	88,9182	0,9888	7,3410	0,1499	0,1838
225	TGKA	Tigakarsa Satria Tbk,Pt	35,3931	0,9717	12,3736	0,0499	0,2033
226	TIFA	Tifa Finance Tbk	15,8920	0,9371	0,6631	0,0399	0,1808
227	TIRA	Tira Austenite Tbk,Pt	4,7392	0,7890	2,2126	0,0297	0,0664
228	TLKM	Telekomunikasi Indonesia Tbk	3,3645	0,7028	0,4916	0,1651	0,2745
229	TMAS	Pelayaran Tempuran Emas Tbk	25,5931	0,9609	3,0197	0,0690	0,3032
230	TMPI	Agis Tbk,Pt	14,7485	0,9322	0,1776	0,0032	0,0040
231	TMPO	Tempo Inti Media Tbk	5,9611	0,8322	1,8249	0,1395	0,2538
232	TOTL	Total Bangun Persada Tbk	16,4648	0,9393	2,5235	0,0880	0,2575
233	TOWR	Sarana Menara Nusantara Tbk	24,6735	0,9595	0,6177	0,1398	0,5551
234	TRAM	Trada Maritime Tbk	15,7578	0,9365	0,3607	-0,0914	-0,2271
235	TRIL	Triwira Insanlestari Tbk,Pt	6,6493	0,8496	0,1176	-0,0919	-0,0969
236	TRIM	Trimegah Securities Tbk	0,7348	-0,3610	0,3128	-0,0003	-0,0005
237	TRIO	Trikonsel Oke Tbk	56,7084	0,9824	4,9367	0,0720	0,2092
238	TRUB	Truba Alam Manunggal Engineering Tbk	17,2364	0,9420	2,4667	-0,3035	-1,7217
239	TRUS	Trust Finance Indonesia Tbk	6,7426	0,8517	0,3612	0,0513	0,1148
240	TURI	Tunas Ridean Tbk,Pt	35,4929	0,9718	5,5332	0,1177	0,2204
241	VIVA	Visi Media Asia Tbk	1,7941	0,4426	0,3485	0,0244	0,0434
242	VRNA	Verena Multi Finance Tbk	1,8743	0,4665	0,4357	0,0169	0,1514
243	WAPO	Wahana Prontural Tbk,Pt	184,3546	0,9946	50,1473	0,0408	1,6650
244	WEHA	Panorama Transportasi Tbk	6,5850	0,8481	2,1328	0,0154	0,0699
245	WICO	Wicaksana Overseas International Tbk,Pt	17,9391	0,9443	4,4199	0,5433	0,9360
246	WIKA	Wijaya Karya(Persero) Tbk	51,9158	0,9807	3,4604	0,0465	0,1808

No	Kode	Perusahaan	<i>Human capital</i>	<i>Structural capital</i>	<i>Customer capital</i>	<i>Business performance</i>	
			<i>VAHU</i>	<i>STVA</i>	<i>VACA</i>	<i>ROA</i>	<i>ROE</i>
247	WINS	Wintermar Offshore Marine Tbk	22,5358	0,9556	0,6823	0,0709	0,1354
248	WOMF	Wahana Ottomitra Multiartha Tbk	1,0544	0,0516	1,2273	0,0023	0,0172
249	WSKT	Waskita Karya(Persero) Tbk	95,3520	0,9895	4,3364	0,0304	0,1267
250	YULE	Yulie Sekurindo Tbk	0,5663	-0,7659	0,0112	0,0480	0,0513
251	ZBRA	Zebra Nusantara Tbk	4,1238	0,7575	1,5817	-0,1847	-0,8870



LAMPIRAN 2

**Tabel perhitungan *Human Capital (VAHU)*, *Structural Capital (STVA)*,
Customer Capital (VACA), dan *Business Performance (ROA dan ROE)*
Setelah Transformasi Data**

No	HC	SC	CC	BPROA	BPROE
1	0,5888	-0,1294	0,1520	-2,0362	-1,5258
2	1,0716	-0,0385	0,0394	-0,8824	-0,4215
3	1,2328	-0,0262	0,3477	-2,2676	-1,7077
4	0,7715	-0,0806	0,2114	-0,6503	-0,5768
5	1,7040	-0,0087	0,8043	-1,5670	-0,7426
6	0,5466	-0,1451	0,0603	-1,2581	-0,5541
7	0,1978	-0,4366	-0,5133	-2,2218	-1,1844
8	1,0584	-0,0397	0,3061	-1,2132	-0,7284
9	1,8844	-0,0057	1,0498	-1,9431	-1,6326
10	2,0769	-0,0037	0,7073	-1,1931	-0,7457
11	0,8855	-0,0606	-0,2596	-0,9385	-0,6923
12	1,2059	-0,0279	0,8457	-1,0862	-0,7022
13	1,1746	-0,0301	-0,1855	-1,2565	-0,8778
14	0,8509	-0,0660	-0,7537	-1,5452	-1,4237
15	0,5408	-0,1475	-0,0504	-1,1192	-0,6260
16	0,4792	-0,1751	-0,1860	-1,5391	-0,7852
17	0,8969	-0,0589	0,4915	-0,8781	-0,5862
18	0,7923	-0,0764	0,2299	-1,2062	-0,8684
19	1,4922	-0,0142	-0,3118	-0,9543	-0,5901
20	0,6974	-0,0973	0,2177	-1,5100	-0,6863
21	1,1805	-0,0297	0,0064	-1,8539	-1,3958
22	0,1423	-0,5539	-0,9140	-2,0809	-1,1445
23	0,1641	-0,5022	-0,5339	-2,1549	-1,1785
24	0,7498	-0,0851	-0,7138	-1,5498	-1,2899
25	1,7174	-0,0084	0,9589	-0,8784	-0,5552
26	0,5311	-0,1514	-0,3948	-1,5702	-0,6396
27	0,2504	-0,3583	-0,5907	-1,8928	-0,7752
28	0,9265	-0,0547	-0,2652	-1,3556	-0,8184
29	0,1725	-0,4844	-0,7199	-1,6655	-0,7812
30	0,1806	-0,4681	-0,5698	-1,9788	-0,9983
31	0,4423	-0,1946	-0,3873	-1,4698	-0,5408
32	0,3049	-0,2972	-0,5348	-1,9136	-0,8791
33	0,4339	-0,1994	-0,3069	-1,3261	-0,6819

No	HC	SC	CC	BPROA	BPROE
34	0,1327	-0,5795	-0,6716	-1,5452	-1,4237
35	0,9444	-0,0524	-0,3305	-1,5560	-1,3072
36	0,1130	-0,6400	-0,6325	-1,5817	-0,8474
37	0,0909	-0,7240	0,0580	-2,7212	-1,6615
38	1,6909	-0,0090	-0,2765	-0,6866	-0,5756
39	0,4621	-0,1838	-0,4847	-1,1273	-0,7662
40	0,9799	-0,0480	-0,3239	-1,1192	-0,9492
41	1,1349	-0,0331	-0,9397	-1,4449	-1,3382
42	0,3692	-0,2421	-0,6091	-1,5918	-0,6728
43	1,0573	-0,0398	-0,2463	-0,9855	-0,8395
44	0,2277	-0,3892	-0,6240	-1,7852	-0,9614
45	0,3556	-0,2526	-0,5399	-1,6635	-0,7233
46	0,1210	-0,6142	-0,5133	-1,8297	-0,7515
47	0,3345	-0,2699	-0,4746	-1,9830	-0,9598
48	0,3174	-0,2853	-0,3946	-1,2449	-0,7962
49	0,9776	-0,0483	-0,5303	-1,0535	-0,8520
50	0,2346	-0,3794	-0,6706	-1,8125	-0,8935
51	0,4380	-0,1971	-0,6761	-1,6676	-0,8351
52	0,3403	-0,2650	-0,2801	-1,4750	-0,5923
53	1,0397	-0,0416	-0,6931	-1,3298	-1,1273
54	0,3697	-0,2417	-0,7467	-1,7570	-0,7667
55	0,3510	-0,2562	0,1157	-0,6245	-0,2699
56	0,9539	-0,0512	-0,6975	-1,1643	-0,8671
57	1,7447	-0,0079	0,4850	-1,1158	-0,7711
58	0,6514	-0,1096	-0,5696	-0,9889	-0,8139
59	0,9060	-0,0576	-0,0385	-3,0458	-2,6778
60	2,0789	-0,0036	0,2025	-1,2652	-1,0516
61	1,0239	-0,0432	-0,6115	-1,4067	-1,2118
62	1,2776	-0,0236	0,8578	-1,5834	-0,9944
63	1,0103	-0,0446	-0,4671	-1,2480	-0,9991
64	1,1040	-0,0356	-0,7610	-1,2692	-1,0969
65	1,0745	-0,0382	-0,3805	-1,2083	-0,9076
66	1,2966	-0,0225	-0,5352	-1,3768	-1,1965
67	0,3660	-0,2445	-1,1314	-1,4295	-1,4237
68	1,4200	-0,0168	0,0658	-1,5686	-1,3270
69	1,1910	-0,0289	-0,5387	-1,4828	-1,2941
70	0,5850	-0,1308	-0,0232	-1,8827	-1,7595
71	1,4560	-0,0155	-0,2103	-2,6021	-2,4815

No	HC	SC	CC	BPROA	BPROE
72	0,9507	-0,0516	-0,6126	-1,0301	-0,9234
73	0,6241	-0,1178	-0,7975	-2,3279	-2,0969
74	1,5281	-0,0130	0,6967	-1,0899	-0,8066
75	1,7532	-0,0078	0,6885	-0,9519	-0,7739
76	1,0552	-0,0401	-0,1578	-1,1113	-0,7484
77	0,6300	-0,1160	0,3498	-0,9370	-0,6819
78	2,5522	-0,0012	1,5747	-1,3675	-0,4957
79	0,8110	-0,0729	-0,9104	-2,5686	-2,4089
80	0,9402	-0,0530	0,5674	-1,3080	-0,9970
81	1,1477	-0,0321	-1,1278	-2,2596	-2,1805
82	1,0670	-0,0389	0,5880	-1,1739	-0,6940
83	0,1451	-0,5467	-0,2751	-1,2388	-0,8847
84	1,6446	-0,0100	0,8343	-0,9594	-0,5653
85	0,5428	-0,1467	-0,0204	-0,8554	-0,6731
86	1,2622	-0,0244	-0,0940	-1,1457	-0,5604
87	0,3815	-0,2331	-0,4755	-1,1040	-1,0132
88	1,0177	-0,0438	-0,3816	-1,3665	-1,0964
89	1,7350	-0,0081	-0,5194	-2,9586	-2,8861
90	0,2234	-0,3956	-0,5286	-1,6716	-0,9961
91	0,1848	-0,4603	-0,9927	-1,7620	-1,4330
92	0,2109	-0,4149	-0,7479	-2,0223	-1,2306
93	1,1386	-0,0328	0,7434	-1,3507	-0,8474
94	1,1590	-0,0312	0,0904	-3,6990	-2,8539
95	1,2081	-0,0278	-0,4947	-0,5745	-0,3373
96	1,1761	-0,0300	0,7316	-1,4145	-0,7964
97	1,5299	-0,0130	0,2432	-1,0004	-0,4807
98	0,9232	-0,0552	-0,1837	-1,4425	-1,0820
99	0,0339	-1,1244	-1,1409	-2,5086	-1,4868
100	0,5364	-0,1492	-1,0414	-2,1938	-1,9281
101	1,1994	-0,0284	0,6862	-2,5376	-1,6055
102	0,9911	-0,0468	0,6918	-1,1409	-0,6957
103	1,9772	-0,0046	-0,3058	-0,7902	-0,6880
104	0,5099	-0,1606	-0,6232	-1,7986	-1,3449
105	1,5077	-0,0137	0,5780	-1,1403	-0,7390
106	1,0140	-0,0442	-0,3378	-1,0675	-0,7153
107	0,5558	-0,1415	-0,3756	-1,2069	-0,8041
108	0,8289	-0,0697	-0,3307	-1,1481	-0,8861
109	0,5264	-0,1534	-0,4260	-2,6198	-2,3665

No	HC	SC	CC	BPROA	BPROE
110	1,2114	-0,0276	-0,5053	-1,2692	-1,0191
111	1,2578	-0,0247	0,4696	-1,4584	-0,9020
112	1,4276	-0,0166	1,1806	-1,0022	-0,1836
113	1,0545	-0,0401	0,3900	-1,5686	-1,1096
114	1,0240	-0,0432	-0,8517	-1,2725	-1,1811
115	0,1554	-0,5217	-0,5367	-1,7471	-1,4724
116	2,0499	-0,0039	-0,3376	-1,8633	-1,6536
117	1,6019	-0,0110	-0,1100	-0,8425	-0,4798
118	0,9546	-0,0511	-0,4506	-0,6119	-0,4511
119	1,0902	-0,0368	-0,3401	-1,0009	-0,6647
120	1,3757	-0,0187	0,7166	-1,4377	-0,8847
121	1,7239	-0,0083	-1,1397	-2,4815	-2,3979
122	0,7758	-0,0797	0,3947	-1,1373	-0,6968
123	0,3001	-0,3020	-0,5516	-1,8097	-0,8419
124	1,2954	-0,0226	-0,1898	-0,9755	-0,7620
125	0,2208	-0,3996	-0,6282	-1,8386	-0,9048
126	1,1870	-0,0292	-0,3626	-1,2464	-0,9318
127	0,9040	-0,0578	-0,0552	-1,4935	-1,2480
128	0,1733	-0,4827	-0,5574	-1,6716	-0,6548
129	0,5766	-0,1338	-0,8693	-1,6716	-1,3872
130	0,5188	-0,1566	0,1111	-1,2700	-0,6101
131	0,5117	-0,1598	-0,8030	-1,1255	-1,0565
132	0,6987	-0,0970	0,0787	-1,0026	-0,8617
133	1,0809	-0,0376	0,8892	-1,5850	-0,9948
134	1,2025	-0,0281	-0,1237	-1,5186	-1,3969
135	1,1681	-0,0305	-0,2979	-0,8471	-0,6728
136	1,1835	-0,0294	0,1926	-1,7399	-1,4401
137	0,9563	-0,0509	-0,1071	-0,7016	-0,6124
138	1,1851	-0,0293	0,4121	-1,5376	-1,2076
139	1,1513	-0,0318	0,1824	-0,9007	-0,5164
140	1,5308	-0,0130	0,8618	-1,1085	-0,7328
141	0,9315	-0,0541	-0,4046	-0,9948	-0,8821
142	1,1922	-0,0288	-0,6245	-1,4157	-1,3270
143	1,5496	-0,0124	-0,4138	-0,8784	-0,2343
144	1,0801	-0,0377	-0,1662	-0,8579	-0,7233
145	1,1875	-0,0291	-1,3665	-2,0315	-1,8665
146	0,1854	-0,4590	-0,6972	-1,9666	-1,0195
147	1,2971	-0,0225	0,5380	-1,6478	-0,9735

No	HC	SC	CC	BPROA	BPROE
148	0,5724	-0,1353	-0,3021	-1,2874	-1,1331
149	1,3894	-0,0181	0,9272	-1,4881	-0,9420
150	0,8979	-0,0587	-0,4369	-0,8407	-0,5989
151	1,2917	-0,0228	0,2533	-1,4001	-1,1765
152	0,6924	-0,0986	-0,9052	-0,9634	-0,9169
153	1,2526	-0,0250	-0,0243	-0,6308	-0,4107
154	0,8301	-0,0695	-1,5867	-2,2518	-3,1549
155	1,0380	-0,0417	-0,1468	-1,1062	-0,8456
156	0,6230	-0,1182	-0,8642	-1,5622	-1,4056
157	1,1758	-0,0300	-0,1866	-1,2262	-0,9780
158	0,9179	-0,0559	-0,2874	-1,8069	-0,8804
159	1,4943	-0,0141	-0,5400	-1,0039	-0,8573
160	1,6131	-0,0107	-0,5255	-1,0177	-0,8668
161	0,9854	-0,0474	-0,0440	-0,9318	-0,7416
162	0,6507	-0,1099	-1,0246	-1,0778	-1,0052
163	1,2003	-0,0283	-0,2710	-0,8153	-0,5119
164	0,4266	-0,2038	0,0315	-1,7670	-1,6440
165	1,3509	-0,0198	-0,0465	-1,2314	-1,0048
166	1,8659	-0,0059	0,6824	-1,4413	-0,7282
167	0,4950	-0,1674	0,3166	-0,6225	-0,3883
168	0,8788	-0,0616	-0,5378	-1,2328	-1,0804
169	1,6128	-0,0107	-0,1858	-0,9944	-0,6117
170	1,3003	-0,0223	0,2683	-1,2284	-0,8690
171	0,9703	-0,0492	0,1833	-0,9935	-0,8668
172	1,0326	-0,0423	0,4074	-1,1938	-0,9935
173	1,0752	-0,0382	-0,6164	-0,9694	-0,9370
174	1,6651	-0,0095	-0,4743	-0,9859	-0,8831
175	0,4982	-0,1660	-0,8254	-1,4034	-0,9630
176	1,3128	-0,0217	-0,0680	-1,4425	-1,2182
177	1,0684	-0,0388	-0,8611	-1,5376	-1,2865
178	0,6383	-0,1135	-0,8567	-1,7100	-1,5834
179	0,9729	-0,0489	-0,0196	-0,5009	-0,3797
180	1,1406	-0,0326	-0,1944	-1,7305	-1,5376
181	1,4467	-0,0158	1,0346	-1,5935	-1,0264
182	0,3278	-0,2758	-0,2867	-1,9208	-0,7706
183	0,7049	-0,0954	-1,0287	-2,0132	-1,8601
184	1,7887	-0,0071	0,8665	-1,9172	-1,2549
185	0,8185	-0,0716	-0,9574	-1,7496	-1,6536

No	HC	SC	CC	BPROA	BPROE
186	1,3904	-0,0180	0,3217	-2,1938	-1,7959
187	0,5237	-0,1545	-0,8398	-1,4660	-0,9889
188	0,7343	-0,0885	-1,3605	-1,5258	-1,4935
189	0,9954	-0,0463	-0,0796	-1,1379	-0,6828
190	1,0198	-0,0436	0,1127	-1,0092	-0,7627
191	1,4403	-0,0161	0,2997	-0,8173	-0,3537
192	0,6008	-0,1253	-1,7773	-2,1192	-1,9666
193	1,2114	-0,0276	-0,5272	-1,3449	-0,9918
194	1,2300	-0,0264	-0,1689	-1,3468	-0,9326
195	1,2681	-0,0241	-0,4151	-1,2411	-0,7133
196	1,9490	-0,0049	0,8658	-0,8242	-0,7357
197	1,5489	-0,0125	1,0925	-1,3019	-0,6919
198	1,2012	-0,0282	-0,1784	-1,3990	-0,7428
199	0,6757	-0,1029	0,3449	-1,5272	-1,1778
200	0,5269	-0,1532	-0,3084	-0,7823	-0,5615
201	1,4081	-0,0173	0,4800	-1,1612	-0,5183
202	1,1687	-0,0305	-0,7506	-2,4949	-2,3979
203	0,7753	-0,0798	0,2612	-0,8554	-0,5955
204	1,2166	-0,0272	0,4020	-1,0555	-0,5892
205	1,3922	-0,0180	-0,2092	-0,8545	-0,2556
206	1,7536	-0,0077	0,6934	-1,1427	-0,6794
207	0,8288	-0,0697	-0,4423	-1,2899	-0,9401
208	1,5501	-0,0124	0,7430	-0,9292	-0,6568
209	0,2538	-0,3540	-0,4578	-1,6126	-1,3625
210	0,2728	-0,3311	-0,3608	-1,7721	-0,8199
211	2,2657	-0,0024	1,7002	-1,3893	0,2214
212	0,8186	-0,0716	0,3290	-1,8125	-1,1555
213	1,2538	-0,0249	0,6454	-0,2650	-0,0287
214	1,7153	-0,0085	0,5391	-1,3325	-0,7428
215	1,3529	-0,0197	-0,1660	-1,1494	-0,8684
216	0,0230	-1,2874	0,0890	-2,6383	-1,7645
217	1,9793	-0,0046	0,6371	-1,5171	-0,8972

NB : Data yang berwarna merah adalah data yang dibuang karena merupakan data outlier yang berdasarkan nilai Mahalonabis distance sebesar 11,07049775. Setelah dilakukan transformasi data dan beberapa kali pengujian outlier, maka data penelitian telah berdistribusi normal sehingga peneliti tidak melanjutkan pengujian outlier walaupun masih terdapat data yang outlier.

LAMPIRAN 3

**Tabel perhitungan *Human Capital (VAHU)*, *Structural Capital (STVA)*,
Customer Capital (VACA), dan *Business Performance (ROA dan ROE)*
Setelah Transformasi Data dan Pengujian Outlier**

No	HC	SC	CC	BPROA	BPROE
1	1,0716	-0,0385	0,0394	-0,8824	-0,4215
2	0,7715	-0,0806	0,2114	-0,6503	-0,5768
3	1,0584	-0,0397	0,3061	-1,2132	-0,7284
4	0,8855	-0,0606	-0,2596	-0,9385	-0,6923
5	1,2059	-0,0279	0,8457	-1,0862	-0,7022
6	1,1746	-0,0301	-0,1855	-1,2565	-0,8778
7	0,8509	-0,0660	-0,7537	-1,5452	-1,4237
8	0,8969	-0,0589	0,4915	-0,8781	-0,5862
9	0,7923	-0,0764	0,2299	-1,2062	-0,8684
10	1,4922	-0,0142	-0,3118	-0,9543	-0,5901
11	1,1805	-0,0297	0,0064	-1,8539	-1,3958
12	0,7498	-0,0851	-0,7138	-1,5498	-1,2899
13	0,9265	-0,0547	-0,2652	-1,3556	-0,8184
14	0,9444	-0,0524	-0,3305	-1,5560	-1,3072
15	0,9799	-0,0480	-0,3239	-1,1192	-0,9492
16	1,1349	-0,0331	-0,9397	-1,4449	-1,3382
17	1,0573	-0,0398	-0,2463	-0,9855	-0,8395
18	0,9776	-0,0483	-0,5303	-1,0535	-0,8520
19	1,0397	-0,0416	-0,6931	-1,3298	-1,1273
20	0,9539	-0,0512	-0,6975	-1,1643	-0,8671
21	1,0239	-0,0432	-0,6115	-1,4067	-1,2118
22	1,2776	-0,0236	0,8578	-1,5834	-0,9944
23	1,0103	-0,0446	-0,4671	-1,2480	-0,9991
24	1,1040	-0,0356	-0,7610	-1,2692	-1,0969
25	1,0745	-0,0382	-0,3805	-1,2083	-0,9076
26	1,2966	-0,0225	-0,5352	-1,3768	-1,1965
27	1,4200	-0,0168	0,0658	-1,5686	-1,3270
28	1,1910	-0,0289	-0,5387	-1,4828	-1,2941
29	0,9507	-0,0516	-0,6126	-1,0301	-0,9234
30	1,5281	-0,0130	0,6967	-1,0899	-0,8066
31	1,0552	-0,0401	-0,1578	-1,1113	-0,7484
32	0,9402	-0,0530	0,5674	-1,3080	-0,9970
33	1,0670	-0,0389	0,5880	-1,1739	-0,6940

No	HC	SC	CC	BPROA	BPROE
34	1,2622	-0,0244	-0,0940	-1,1457	-0,5604
35	1,0177	-0,0438	-0,3816	-1,3665	-1,0964
36	1,1386	-0,0328	0,7434	-1,3507	-0,8474
37	1,2081	-0,0278	-0,4947	-0,5745	-0,3373
38	1,1761	-0,0300	0,7316	-1,4145	-0,7964
39	1,5299	-0,0130	0,2432	-1,0004	-0,4807
40	0,9232	-0,0552	-0,1837	-1,4425	-1,0820
41	0,9911	-0,0468	0,6918	-1,1409	-0,6957
42	1,5077	-0,0137	0,5780	-1,1403	-0,7390
43	1,0140	-0,0442	-0,3378	-1,0675	-0,7153
44	0,8289	-0,0697	-0,3307	-1,1481	-0,8861
45	1,2114	-0,0276	-0,5053	-1,2692	-1,0191
46	1,2578	-0,0247	0,4696	-1,4584	-0,9020
47	1,0545	-0,0401	0,3900	-1,5686	-1,1096
48	1,0240	-0,0432	-0,8517	-1,2725	-1,1811
49	0,9546	-0,0511	-0,4506	-0,6119	-0,4511
50	1,0902	-0,0368	-0,3401	-1,0009	-0,6647
51	1,3757	-0,0187	0,7166	-1,4377	-0,8847
52	0,7758	-0,0797	0,3947	-1,1373	-0,6968
53	1,2954	-0,0226	-0,1898	-0,9755	-0,7620
54	1,1870	-0,0292	-0,3626	-1,2464	-0,9318
55	0,9040	-0,0578	-0,0552	-1,4935	-1,2480
56	1,0809	-0,0376	0,8892	-1,5850	-0,9948
57	1,2025	-0,0281	-0,1237	-1,5186	-1,3969
58	1,1681	-0,0305	-0,2979	-0,8471	-0,6728
59	1,1835	-0,0294	0,1926	-1,7399	-1,4401
60	0,9563	-0,0509	-0,1071	-0,7016	-0,6124
61	1,1851	-0,0293	0,4121	-1,5376	-1,2076
62	1,1513	-0,0318	0,1824	-0,9007	-0,5164
63	1,5308	-0,0130	0,8618	-1,1085	-0,7328
64	0,9315	-0,0541	-0,4046	-0,9948	-0,8821
65	1,1922	-0,0288	-0,6245	-1,4157	-1,3270
66	1,0801	-0,0377	-0,1662	-0,8579	-0,7233
67	1,2971	-0,0225	0,5380	-1,6478	-0,9735
68	1,3894	-0,0181	0,9272	-1,4881	-0,9420
69	0,8979	-0,0587	-0,4369	-0,8407	-0,5989
70	1,2917	-0,0228	0,2533	-1,4001	-1,1765
71	1,2526	-0,0250	-0,0243	-0,6308	-0,4107

No	HC	SC	CC	BPROA	BPROE
72	1,0380	-0,0417	-0,1468	-1,1062	-0,8456
73	1,1758	-0,0300	-0,1866	-1,2262	-0,9780
74	1,4943	-0,0141	-0,5400	-1,0039	-0,8573
75	0,9854	-0,0474	-0,0440	-0,9318	-0,7416
76	1,2003	-0,0283	-0,2710	-0,8153	-0,5119
77	1,3509	-0,0198	-0,0465	-1,2314	-1,0048
78	0,8788	-0,0616	-0,5378	-1,2328	-1,0804
79	1,3003	-0,0223	0,2683	-1,2284	-0,8690
80	0,9703	-0,0492	0,1833	-0,9935	-0,8668
81	1,0326	-0,0423	0,4074	-1,1938	-0,9935
82	1,0752	-0,0382	-0,6164	-0,9694	-0,9370
83	1,3128	-0,0217	-0,0680	-1,4425	-1,2182
84	1,0684	-0,0388	-0,8611	-1,5376	-1,2865
85	0,9729	-0,0489	-0,0196	-0,5009	-0,3797
86	1,1406	-0,0326	-0,1944	-1,7305	-1,5376
87	1,4467	-0,0158	1,0346	-1,5935	-1,0264
88	0,8185	-0,0716	-0,9574	-1,7496	-1,6536
89	0,9954	-0,0463	-0,0796	-1,1379	-0,6828
90	1,0198	-0,0436	0,1127	-1,0092	-0,7627
91	1,4403	-0,0161	0,2997	-0,8173	-0,3537
92	1,2114	-0,0276	-0,5272	-1,3449	-0,9918
93	1,2300	-0,0264	-0,1689	-1,3468	-0,9326
94	1,2681	-0,0241	-0,4151	-1,2411	-0,7133
95	1,5489	-0,0125	1,0925	-1,3019	-0,6919
96	1,2012	-0,0282	-0,1784	-1,3990	-0,7428
97	1,4081	-0,0173	0,4800	-1,1612	-0,5183
98	0,7753	-0,0798	0,2612	-0,8554	-0,5955
99	1,2166	-0,0272	0,4020	-1,0555	-0,5892
100	0,8288	-0,0697	-0,4423	-1,2899	-0,9401
101	1,3529	-0,0197	-0,1660	-1,1494	-0,8684

LAMPIRAN 4
Hasil Statistik Deskriptif

Statistik Deskriptif *Human Capital, Structural Capital,*
Customer Capital, dan Business Performance (ROA dan ROE)
Setelah Transformasi Data dan Pengujian Outlier

Descriptive Statistics

	N	Minimum	Maximum	Mean	Std. Deviation
HC	101	.7498	1.5489	1.122383	.1970468
SC	101	-.0851	-.0125	-.038023	.0172826
CC	101	-.9574	1.0925	-.048342	.4948701
BPROA	101	-1.8539	-.5009	-1.207480	.2800850
BPROE	101	-1.6536	-.3373	-.894209	.2814104
Valid N (listwise)	101				

LAMPIRAN 5
Hasil Pengujian SEM
Human Capital, Structural Capital, Customer Capital,
dan Business Performance (ROA dan ROE)

Notes for Group (Group number 1)

The model is recursive.

Sample size = 101

Variable Summary (Group number 1)

Your model contains the following variables (Group number 1)

Observed, endogenous variables

SC

CC

BPROA

BPROE

Observed, exogenous variables

HC

Unobserved, exogenous variables

e1

e2

e3

e4

Variable counts (Group number 1)

Number of variables in your model: 9

Number of observed variables: 5

Number of unobserved variables: 4

Number of exogenous variables: 5

Number of endogenous variables: 4

Parameter summary (Group number 1)

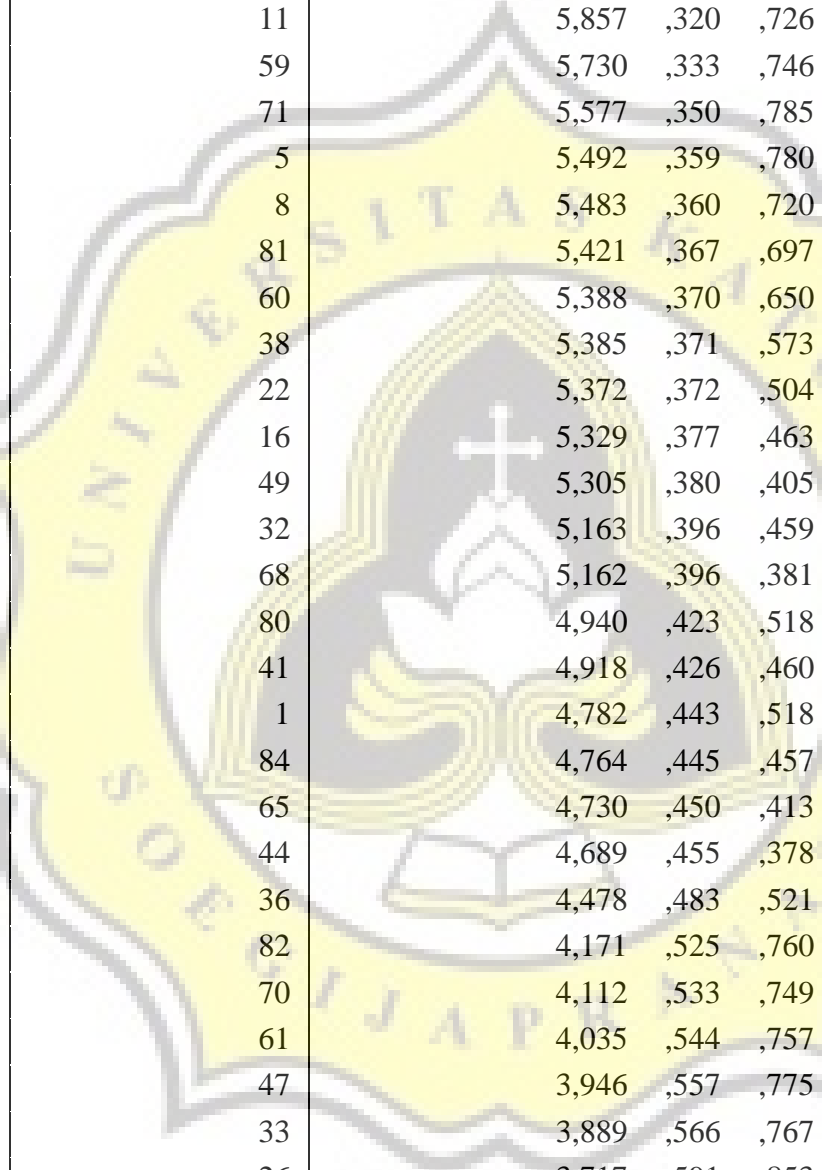
	Weights	Covariances	Variances	Means	Intercepts	Total
Fixed	4	0	0	0	0	4
Labeled	0	0	0	0	0	0
Unlabeled	9	0	5	0	0	14
Total	13	0	5	0	0	18

Assessment of normality (Group number 1)

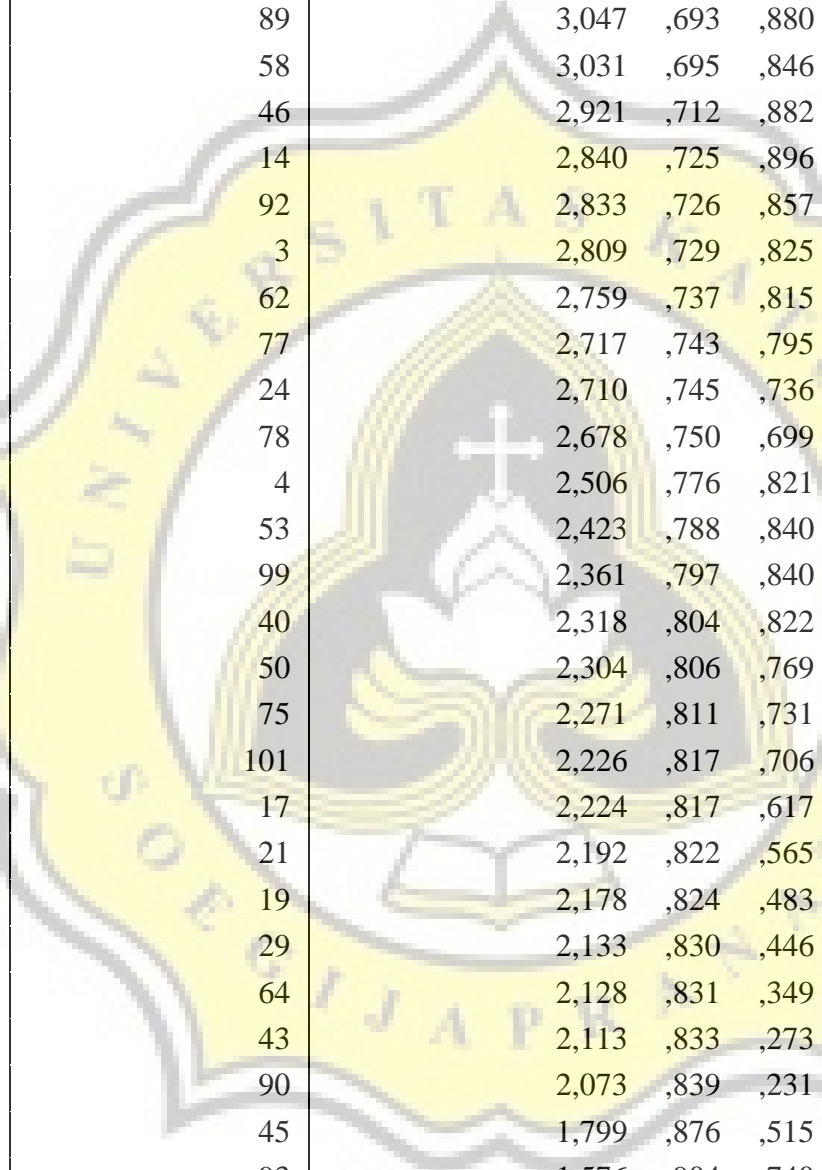
Variable	min	max	skew	c.r.	kurtosis	c.r.
HC	,750	1,549	,280	1,148	-,546	-1,121
SC	-,085	-,012	-,718	-2,945	,008	,016
CC	-,957	1,092	,393	1,612	-,668	-1,371
BPROE	-1,654	-,337	-,313	-1,284	-,309	-,634
BPROA	-1,854	-,501	,181	,741	-,274	-,561
Multivariate					2,836	1,704

Observations farthest from the centroid (Mahalanobis distance) (Group number 1)

Observation number	Mahalanobis d-squared	p1	p2
12	20,005	,001	,118
2	16,064	,007	,146
88	13,899	,016	,227
52	12,377	,030	,359
74	12,040	,034	,265
98	11,732	,039	,197
30	11,250	,047	,193
95	11,172	,048	,114
39	10,926	,053	,087
10	10,549	,061	,089
63	10,345	,066	,070
96	9,761	,082	,126
9	8,675	,123	,472
56	8,070	,152	,692
85	8,002	,156	,626
87	7,810	,167	,633
37	7,635	,178	,636
42	7,211	,205	,786
94	7,177	,208	,724
13	7,129	,211	,666
7	7,121	,212	,577
27	6,936	,225	,611
91	6,851	,232	,578
34	6,667	,247	,620
100	6,633	,249	,556



Observation number	Mahalanobis d-squared	p1	p2
97	6,427	,267	,622
67	6,385	,271	,567
86	6,259	,282	,578
57	5,925	,314	,750
11	5,857	,320	,726
59	5,730	,333	,746
71	5,577	,350	,785
5	5,492	,359	,780
8	5,483	,360	,720
81	5,421	,367	,697
60	5,388	,370	,650
38	5,385	,371	,573
22	5,372	,372	,504
16	5,329	,377	,463
49	5,305	,380	,405
32	5,163	,396	,459
68	5,162	,396	,381
80	4,940	,423	,518
41	4,918	,426	,460
1	4,782	,443	,518
84	4,764	,445	,457
65	4,730	,450	,413
44	4,689	,455	,378
36	4,478	,483	,521
82	4,171	,525	,760
70	4,112	,533	,749
61	4,035	,544	,757
47	3,946	,557	,775
33	3,889	,566	,767
26	3,717	,591	,853
51	3,661	,599	,845
76	3,465	,629	,924
69	3,454	,630	,898
66	3,440	,633	,867
48	3,333	,649	,895



Observation number	Mahalanobis d-squared	p1	p2
55	3,290	,655	,883
28	3,229	,665	,882
83	3,182	,672	,872
20	3,175	,673	,829
89	3,047	,693	,880
58	3,031	,695	,846
46	2,921	,712	,882
14	2,840	,725	,896
92	2,833	,726	,857
3	2,809	,729	,825
62	2,759	,737	,815
77	2,717	,743	,795
24	2,710	,745	,736
78	2,678	,750	,699
4	2,506	,776	,821
53	2,423	,788	,840
99	2,361	,797	,840
40	2,318	,804	,822
50	2,304	,806	,769
75	2,271	,811	,731
101	2,226	,817	,706
17	2,224	,817	,617
21	2,192	,822	,565
19	2,178	,824	,483
29	2,133	,830	,446
64	2,128	,831	,349
43	2,113	,833	,273
90	2,073	,839	,231
45	1,799	,876	,515
93	1,576	,904	,740
18	1,425	,922	,832
31	1,408	,923	,756
54	1,254	,940	,843
35	1,209	,944	,795
15	1,199	,945	,678

Observation number	Mahalanobis d-squared	p1	p2
6	1,147	,950	,604
25	1,138	,951	,439
79	1,080	,956	,343
23	1,072	,957	,180
73	,925	,968	,168

Notes for Model (Default model)

Computation of degrees of freedom (Default model)

Number of distinct sample moments: 15
 Number of distinct parameters to be estimated: 14
 Degrees of freedom (15 - 14): 1

Result (Default model)

Minimum was achieved
 Chi-square = 173,337
 Degrees of freedom = 1
 Probability level = ,000

Estimates (Group number 1 - Default model)

Scalar Estimates (Group number 1 - Default model)

Maximum Likelihood Estimates

Regression Weights: (Group number 1 - Default model)

		Estimate	S.E.	C.R.	P	Label
SC	<--- HC	,084	,002	34,856	***	
CC	<--- HC	2,567	,826	3,107	,002	
CC	<--- SC	-19,188	9,420	-2,037	,042	
BPROA	<--- CC	-,021	,062	-,332	,740	
BPROA	<--- HC	,256	,535	,479	,632	
BPROA	<--- SC	-4,600	5,945	-,774	,439	
BPROE	<--- SC	-2,614	5,739	-,456	,649	
BPROE	<--- HC	,216	,516	,418	,676	
BPROE	<--- CC	,168	,060	2,808	,005	

Standardized Regression Weights: (Group number 1 - Default model)

	Estimate
SC <--- HC	,961
CC <--- HC	1,022
CC <--- SC	-,670
BPROA <--- CC	-,036
BPROA <--- HC	,180
BPROA <--- SC	-,284
BPROE <--- SC	-,161
BPROE <--- HC	,151
BPROE <--- CC	,295

Variances: (Group number 1 - Default model)

	Estimate	S.E.	C.R.	P	Label
HC	,038	,005	7,071	***	
e1	,000	,000	7,071	***	
e2	,200	,028	7,071	***	
e3	,076	,011	7,071	***	
e4	,071	,010	7,071	***	

Squared Multiple Correlations: (Group number 1 - Default model)

	Estimate
SC	,924
CC	,177
BPROE	,093
BPROA	,018

Minimization History (Default model)

Iteration	Negative eigenvalues	Condition #	Smallest eigenvalue	Diameter	F	NTries	Ratio
0	e	1	-,267	9999,000	442,444	0	9999,000
1	e*	0	262,095	1,297	200,934	19	1,073
2	e	0	1269,235	,109	183,802	5	,000
3	e	0	3483,628	1,324	174,896	1	,733
4	e	0	2531,267	,203	173,380	1	1,097
5	e	0	2327,160	,025	173,337	1	1,025
6	e	0	2305,943	,001	173,337	1	1,001

Model Fit Summary**CMIN**

Model	NPAR	CMIN	DF	P	CMIN/DF
Default model	14	173,337	1	,000	173,337
Saturated model	15	,000	0		
Independence model	5	461,974	10	,000	46,197

RMR, GFI

Model	RMR	GFI	AGFI	PGFI
Default model	,017	,752	-2,716	,050
Saturated model	,000	1,000		
Independence model	,022	,554	,331	,369

Baseline Comparisons

Model	NFI Delta1	RFI rho1	IFI Delta2	TLI rho2	CFI
Default model	,625	-2,752	,626	-2,813	,619
Saturated model	1,000		1,000		1,000
Independence model	,000	,000	,000	,000	,000

Parsimony-Adjusted Measures

Model	PRATIO	PNFI	PCFI
Default model	,100	,062	,062
Saturated model	,000	,000	,000
Independence model	1,000	,000	,000

NCP

Model	NCP	LO 90	HI 90
Default model	172,337	132,729	219,354
Saturated model	,000	,000	,000
Independence model	451,974	385,312	526,047

FMIN

Model	FMIN	F0	LO 90	HI 90
Default model	1,733	1,723	1,327	2,194
Saturated model	,000	,000	,000	,000
Independence model	4,620	4,520	3,853	5,260

RMSEA

Model	RMSEA	LO 90	HI 90	PCLOSE
Default model	1,313	1,152	1,481	,000
Independence model	,672	,621	,725	,000

AIC

Model	AIC	BCC	BIC	CAIC
Default model	201,337	203,125	237,949	251,949
Saturated model	30,000	31,915	69,227	84,227
Independence model	471,974	472,612	485,050	490,050

ECVI

Model	ECVI	LO 90	HI 90	MECVI
Default model	2,013	1,617	2,484	2,031
Saturated model	,300	,300	,300	,319
Independence model	4,720	4,053	5,460	4,726

HOELTER

Model	HOELTER .05	HOELTER .01
Default model	3	4
Independence model	4	6

LAMPIRAN 6

Hasil Uji Beda Antara Jenis Perusahaan Terhadap HC

Univariate Analysis of Variance

Between-Subjects Factors

		Value Label	N
JENISPERUSH	1	Low	75
	2	High	26

Descriptive Statistics

Dependent Variable:HC

JENISPERUSH	Mean	Std. Deviation	N
Low	1.094783	.2022102	75
High	1.201998	.1593774	26
Total	1.122383	.1970468	101

Levene's Test of Equality of Error Variances^a

Dependent Variable:HC

F	df1	df2	Sig.
2.370	1	99	.127

Tests the null hypothesis that the error variance of the dependent variable is equal across groups.

a. Design: Intercept + JENISPERUSH

Tests of Between-Subjects Effects

Dependent Variable:HC

Source	Type III Sum of Squares	df	Mean Square	F	Sig.
Corrected Model	.222 ^a	1	.222	6.002	.016
Intercept	101.848	1	101.848	2754.293	.000
JENISPERUSH	.222	1	.222	6.002	.016
Error	3.661	99	.037		
Total	131.117	101			
Corrected Total	3.883	100			

a. R Squared = ,057 (Adjusted R Squared = ,048)

Hasil Uji Beda
Antara Jenis Perusahaan Terhadap SC

Univariate Analysis of Variance

Between-Subjects Factors

		Value Label	N
JENISPERUSH	1	Low	75
	2	High	26

Descriptive Statistics

Dependent Variable: SC

JENISPERUSH	Mean	Std. Deviation	N
Low	-.040670	.0179157	75
High	-.030388	.0127681	26
Total	-.038023	.0172826	101

Levene's Test of Equality of Error Variances^a

Dependent Variable: SC

F	df1	df2	Sig.
4.324	1	99	.040

Tests the null hypothesis that the error variance of the dependent variable is equal across groups.

a. Design: Intercept + JENISPERUSH

Tests of Between-Subjects Effects

Dependent Variable: SC

Source	Type III Sum of Squares	df	Mean Square	F	Sig.
Corrected Model	.002 ^a	1	.002	7.262	.008
Intercept	.097	1	.097	346.815	.000
JENISPERUSH	.002	1	.002	7.262	.008
Error	.028	99	.000		
Total	.176	101			
Corrected Total	.030	100			

a. R Squared = ,068 (Adjusted R Squared = ,059)

Hasil Uji Beda
Antara Ukuran Perusahaan Terhadap CC

Univariate Analysis of Variance

Between-Subjects Factors

		Value Label	N
UKPERUSH	1	Menengah	3
	2	Besar	98

Descriptive Statistics

Dependent Variable:CC

UKPERUSH	Mean	Std. Deviation	N
Menengah	-.651551	.0540361	3
Besar	-.029876	.4907264	98
Total	-.048342	.4948701	101

Levene's Test of Equality of Error Variances^a

Dependent Variable:CC

F	df1	df2	Sig.
5.226	1	99	.024

Tests the null hypothesis that the error variance of the dependent variable is equal across groups.

a. Design: Intercept + UKPERUSH

Tests of Between-Subjects Effects

Dependent Variable:CC

Source	Type III Sum of Squares	df	Mean Square	F	Sig.
Corrected Model	1.125 ^a	1	1.125	4.767	.031
Intercept	1.352	1	1.352	5.727	.019
UKPERUSH	1.125	1	1.125	4.767	.031
Error	23.365	99	.236		
Total	24.726	101			
Corrected Total	24.490	100			

a. R Squared = ,046 (Adjusted R Squared = ,036)