



Lampiran 1

**Data Harian Harga Saham, Return dan Expected Return,
Volume Perdagangan, Harga Jual, Harga Beli, % Spread,
dan Varian Saham pada Tiap Saham yang Diteliti**



EPMT

Hari ke	Harga Saham		Rit	Vol	Harga Jual	Harga Beli	% Spread	σ_i^2
-6	1425	-	-	-	-	-	-	
-5	1350	-75	-0.0526	10536025000	1375	1350	1.8519	0.0003
-4	1200	-150	-0.1111	10361800000	1200	1175	2.0833	0.0018
-3	1225	25	0.0208	8245612500	1225	1200	2.0408	0.0081
-2	1150	-75	-0.0612	2416187500	1150	1125	2.1739	0.0001
-1	1050	-100	-0.0870	7047612500	1075	1050	2.3810	0.0003
0	675	-375	-0.3571	3306087500	700	675	3.7037	0.0831
1	625	-50	-0.0741	490287500	650	625	4.0000	0.0000
2	650	25	0.0400	1518012500	650	625	3.8462	0.0119
3	675	25	0.0385	1029425000	675	650	3.7037	0.0115
4	625	-50	-0.0741	845875000	650	625	4.0000	0.0000
5	600	-25	-0.0400	1014937500	625	600	4.1667	0.0008
Jml	11250		-0.7579	46811862500			33.9511	0.1178
Rata	937.500		-0.0689	4255623863.64			3.0865	0.0107

KLBF

Hari ke	Harga Saham		Rit	Vol	Harga Jual	Harga Beli	% Spread	σ_i^2
-6	3000	-	-	-	-	-	-	
-5	3000	0	0.0000	1219050000	3000	2975	0.8333	0.0029
-4	3125	125	0.0417	4091400000	3125	3100	0.8000	0.0091
-3	3075	-50	-0.0160	505337500	3075	3050	0.8130	0.0014
-2	3000	-75	-0.0244	587612500	3000	2975	0.8333	0.0009
-1	3000	0	0.0000	775137500	3000	2950	1.6667	0.0029
0	575	-2425	-0.8083	172312500	575	550	4.3478	0.5697
1	600	25	0.0435	256462500	600	575	4.1667	0.0094
2	550	-50	-0.0833	997687500	550	525	4.5455	0.0009
3	600	50	0.0909	2009362500	625	600	4.1667	0.0209
4	700	100	0.1667	833082500	700	675	3.5714	0.0485
5	700	0	0.0000	12156950000	700	675	3.5714	0.0029
Jml	21925		-0.5893	31102137500			29.3158	0.6693
Rata	1827.083		-0.0536	2827467045			2.6651	0.0608

PNBN

Hari ke	Harga Saham		Rit	Vol	Harga Jual	Harga Beli	% Spread	σ_i^2
-6	1175	-	-	-	-	-	-	
-5	1100	-75	-0.0638	11893250000	1100	1075	2.2727	0.0012
-4	1000	-100	-0.0909	9989875000	1025	1000	2.5000	0.0083
-3	1025	25	0.0250	4005625000	1025	1000	2.4390	0.0006
-2	1075	50	0.0488	3260625000	1100	1075	2.3256	0.0024
-1	1075	0	0.0000	3934125000	1100	1075	2.3256	0.0000
0	650	-425	-0.3953	3312500000	650	625	3.8462	0.1563
1	675	25	0.0385	1387125000	675	650	3.7037	0.0015
2	725	50	0.0741	7137375000	750	725	3.4483	0.0055
3	750	25	0.0345	5320625000	775	750	3.3333	0.0012
4	775	25	0.0333	3079000000	775	750	3.2258	0.0011
5	750	-25	-0.0323	2917250000	775	750	3.3333	0.0010
Jml	10775		-0.3282	56237375000			32.7535	0.1790
Rata	897.917		-0.0298	5112488636			2.9776	0.0163

APLI

Hari ke	Harga Saham		Rit	Vol	Harga Jual	Harga Heli	% Spread	σ_1^2
-6	2440	-	-	-	-	-	-	
-5	2440	0	0.0000	12330000	2420	2325	3.8934	0.0213
-4	2385	-55	-0.0225	10895000	2525	2380	6.0797	0.0152
-3	2005	-380	-0.1593	7074787500	2005	2000	0.2494	0.0002
-2	1605	-400	-0.1995	3774792500	1605	1600	0.3115	0.0029
-1	1480	-125	-0.0779	2506422500	1480	1475	0.3378	0.0046
0	245	-1235	-0.8345	10098137500	250	245	2.0408	0.4742
1	240	-5	-0.0204	801180000	245	240	2.0833	0.0157
2	250	10	0.0417	7911612500	250	245	2.0000	0.0352
3	220	-30	-0.1200	3792285000	225	220	2.2727	0.0007
4	210	-10	-0.0455	2314422500	370	305	30.9524	0.0101
5	175	-35	-0.1667	7942800000	180	175	2.8571	0.0004
Jml	13695		-1.6046	38296865000			53.0782	0.5804
Rata	1141.250		-0.1459	3481533182			4.8253	0.0528

UNTR

Hari ke	Harga Saham		Rit	Vol	Harga Jual	Harga Heli	% Spread	σ_1^2
-6	1900	-	-	-	-	-	-	
-5	1850	-50	-0.0263	6781697500	1850	1845	0.2703	0.0022
-4	1875	25	0.0135	4487160000	1875	1840	1.8667	0.0075
-3	1880	5	0.0027	6212160000	1880	1850	1.5957	0.0058
-2	1920	40	0.0213	4338192500	1920	1880	2.0833	0.0089
-1	1970	50	0.0260	2849292500	1970	1955	0.7614	0.0099
0	490	-1480	-0.7513	2268255000	490	485	1.0204	0.4597
1	495	5	0.0102	9069970000	495	490	1.0101	0.0070
2	495	0	0.0000	3258117500	495	490	1.0101	0.0054
3	490	-5	-0.0101	7024845000	490	485	1.0204	0.0040
4	490	0	0.0000	8427087500	470	465	1.0204	0.0054
5	445	-45	-0.0918	755235000	445	440	1.1236	0.0003
Jml	14300		-0.8058	55472012500			12.7825	0.5160
Rata	1191.667		-0.0733	5042910227			1.1620	0.0469

INDF

Hari ke	Harga Saham		Rit	Vol	Harga Jual	Harga Heli	% Spread	σ_1^2
-6	3835	-	-	-	-	-	-	
-5	3710	-125	-0.0326	10290225000	3720	3710	0.2695	0.0018
-4	3800	90	0.0243	4493837500	3805	3800	0.1316	0.0006
-3	3800	0	0.0000	4292747500	3800	3790	0.2632	0.0000
-2	3810	10	0.0026	2945827500	3810	3800	0.2625	0.0000
-1	4025	215	0.0564	14104487500	4040	4025	0.3727	0.0032
0	850	-3175	-0.7888	64969727500	855	850	0.5882	0.6222
1	840	-10	-0.0118	26971225000	840	835	0.5952	0.0001
2	790	-50	-0.0595	32316057500	790	785	0.6329	0.0035
3	775	-15	-0.0190	64479922500	775	765	1.2903	0.0004
4	790	15	0.0194	39043180000	790	785	0.6329	0.0004
5	775	-15	-0.0190	12621202500	775	770	0.6452	0.0004
Jml	27800		-0.8280	276528440000			5.6842	0.6326
Rata	2138.462		-0.0753	25138949091			0.5167	0.0575

ASGR

Hari ke	Harga Saham		Rit	Vol	Harga Jual	Harga Heli	% Spread	σ_i^2
-6	8500	-	-	-	-	-	-	
-5	8500	0	0.0000	1475537500	8500	8475	0.2941	0.0087
-4	8500	0	0.0000	868437500	8525	8500	0.2941	0.0087
-3	8350	-150	-0.0176	1408712500	8359	8175	2.2036	0.0057
-2	8100	-250	-0.0299	124800000	8200	8050	1.8519	0.0040
-1	8100	0	0.0000	1488612500	8100	8050	0.6173	0.0087
0	1000	-7100	-0.8765	42739837500	1000	975	2.5000	0.6134
1	975	-25	-0.0250	14491300000	975	900	7.6923	0.0047
2	950	-25	-0.0256	17925512500	950	925	2.6316	0.0046
3	925	-25	-0.0263	8311062500	950	925	2.7027	0.0045
4	950	25	0.0270	7261875000	950	925	2.6316	0.0145
5	900	-50	-0.0526	2555475000	950	900	5.5556	0.0017
Jml	55750		-1.0267	98651162500			28.9747	0.6792
Rata	4645.833		-0.0933	8968287500			2.6341	0.0617

TMPI

Hari ke	Harga Saham		Rit	Vol	Harga Jual	Harga Heli	% Spread	σ_i^2
-6	1675	-	-	-	-	-	-	
-5	1650	-25	-0.0149	15862462500	1650	1625	1.5152	0.0037
-4	1650	0	0.0000	5313350000	1650	1625	1.5152	0.0057
-3	1650	0	0.0000	14022100000	1650	1625	1.5152	0.0057
-2	1575	-75	-0.0455	7282075000	1575	1550	1.5873	0.0009
-1	1450	-125	-0.0794	10674212500	1450	1425	1.7241	0.0000
0	675	-775	-0.5345	7318262500	675	650	3.7037	0.2107
1	650	-25	-0.0370	2491612500	650	625	3.8462	0.0015
2	625	-25	-0.0385	1383675000	625	600	4.0000	0.0014
3	625	0	0.0000	651500000	625	600	4.0000	0.0057
4	575	-50	-0.0800	1302287500	600	575	4.3478	0.0000
5	575	0	0.0000	515875000	575	550	4.3478	0.0057
Jml	13375		-0.8297	66817412500			32.1024	0.2409
Rata	1114.583		-0.0754	6074310227			2.9184	0.0219

RMBA

Hari ke	Harga Saham		Rit	Vol	Harga Jual	Harga Heli	% Spread	σ_i^2
-6	8925	-	-	-	-	-	-	
-5	8675	-250	-0.0280	338187500	8700	8650	0.5764	0.0042
-4	8625	-50	-0.0058	235775000	8800	8625	2.0290	0.0000
-3	8800	175	0.0203	663137500	8825	8750	0.8523	0.0004
-2	8500	-300	-0.0341	454812500	8575	8500	0.8824	0.0012
-1	8575	75	0.0088	88387500	8575	8400	2.0408	0.0001
0	750	-7825	-0.9125	10768350000	775	750	3.3333	0.8327
1	725	-25	-0.0333	6998662500	750	725	3.4483	0.0011
2	725	0	0.0000	2021787500	725	700	3.4483	0.0000
3	725	0	0.0000	2520500000	725	700	3.4483	0.0000
4	725	0	0.0000	470487500	725	700	3.4483	0.0000
5	700	-25	-0.0345	3418375000	700	675	3.5714	0.0012
Jml	56450		-1.0191	27978462500			27.0787	0.8409
Rata	4704.167		-0.0926	2543496591			2.4617	0.0764

HMSP

Hari ke	Harga Saham		Rit	Vol	Harga Jual	Harga Beli	% Spread	σ_t^2
-6	16650	-	-	-	-	-	-	
-5	16050	-600	-0.0360	19030175000	16050	16000	0.3115	0.0014
-4	16700	650	0.0405	23392950000	16750	16700	0.2994	0.0131
-3	17300	600	0.0359	28097975000	17300	17250	0.2890	0.0121
-2	17350	50	0.0029	28423050000	17400	17350	0.2882	0.0059
-1	17300	-50	-0.0029	50064425000	17350	17300	0.2890	0.0051
0	3300	-14000	-0.8092	57091212500	3300	3275	0.7576	0.5406
1	3325	25	0.0076	18076937500	3325	3300	0.7519	0.0067
2	3175	-150	-0.0451	35335450000	3200	3175	0.7874	0.0008
3	3150	-25	-0.0079	8848637500	3150	3125	0.7937	0.0044
4	3175	25	0.0079	34890000000	3175	3150	0.7874	0.0067
5	3150	-25	-0.0079	7296962500	3150	3125	0.7937	0.0044
Jml	120625		-0.8142	310547775000			6.1487	0.6011
Rata	10052.083		-0.0740	28231615909			0.5590	0.0546

RALS

Hari ke	Harga Saham		Rit	Vol	Harga Jual	Harga Beli	% Spread	σ_t^2
-6	5500	-	-	-	-	-	-	
-5	5450	-50	-0.0091	12450800000	5450	5400	0.9174	0.0015
-4	5400	-50	-0.0092	7309300000	5500	5400	1.8519	0.0015
-3	5400	0	0.0000	7319650000	5450	5400	0.9259	0.0023
-2	5500	100	0.0185	10645625000	5500	5450	0.9091	0.0044
-1	5200	-300	-0.0545	9885225000	5250	5200	0.9615	0.0000
0	2800	-2400	-0.4615	8388787500	2800	2750	1.7857	0.1714
1	2650	-150	-0.0536	8732387500	2650	2625	0.9434	0.0000
2	2650	0	0.0000	5581550000	2675	2650	0.9434	0.0023
3	2700	50	0.0189	58062000	2700	2675	0.9259	0.0044
4	2725	25	0.0093	6514537500	2750	2725	0.9174	0.0032
5	2775	50	0.0183	8013662500	2800	2775	0.9009	0.0043
Jml	48750		-0.5229	84899587000			11.9826	0.1953
Rata	4062.500		-0.0475	7718144273			1.0893	0.0178

MITI

Hari ke	Harga Saham		Rit	Vol	Harga Jual	Harga Beli	% Spread	σ_t^2
-6	330	-	-	-	-	-	-	
-5	340	10	0.0303	152915000	340	335	1.4706	0.0042
-4	355	15	0.0441	1028705000	360	355	1.4085	0.0019
-3	350	-5	-0.0141	233775000	350	345	1.4286	0.0002
-2	355	5	0.0143	3924122500	360	355	1.4085	0.0002
-1	395	40	0.1127	3738482500	390	365	6.3291	0.0127
0	200	-195	-0.4937	936042500	200	195	2.5000	0.2437
1	190	-10	-0.0500	194537500	195	190	2.6316	0.0025
2	195	5	0.0263	79875500	195	190	2.5641	0.0007
3	190	-5	-0.0256	68550000	195	190	2.6316	0.0007
4	185	-5	-0.0263	21607500	190	185	2.7027	0.0007
5	185	0	0.0000	110090000	185	180	2.7027	0.0000
Jml	3270		-0.3820	10488703000			27.7778	0.2675
Rata	272.500		-0.0347	953518454.5			2.5253	0.0243

ULTJ

Hari ke	Harga Saham		Rit	Vol	Harga Jual	Harga Heli	% Spread	σ_i^2
-6	1175	-	-	-	1175	1150	-	
-5	1200	25	0.0213	1443612500	1225	1200	2.0833	0.0072
-4	1225	25	0.0208	236425000	1250	1225	2.0408	0.0071
-3	1250	25	0.0204	1579000000	1250	1225	2.0000	0.0070
-2	1250	0	0.0000	970000000	1250	1225	2.0000	0.0040
-1	1225	-25	-0.0200	1658275000	1250	1225	2.0408	0.0019
0	240	-985	-0.8041	1391370000	240	235	2.0833	0.5487
1	235	-5	-0.0208	796617500	235	230	2.1277	0.0018
2	240	5	0.0213	351930000	240	235	2.0833	0.0072
3	240	0	0.0000	328437500	240	230	4.1667	0.0040
4	235	-5	-0.0208	1459505000	240	235	2.1277	0.0018
5	255	20	0.0851	3873452500	255	250	1.9608	0.0220
Jml	8770		-0.6968	14088625000			24.7144	0.6127
Rata	730.833		-0.0633	1280784091			2.2468	0.0557

DSFI

Hari ke	Harga Saham		Rit	Vol	Harga Jual	Harga Heli	% Spread	σ_i^2
-6	3075	-	-	-	-	-	-	
-5	3125	50	0.0163	1292237500	3125	3100	0.8000	0.0078
-4	3150	25	0.0080	3255525000	3175	3150	0.7937	0.0064
-3	3175	25	0.0079	1613037500	3175	3150	0.7874	0.0064
-2	3150	-25	-0.0079	820762500	3150	3125	0.7937	0.0041
-1	3075	-75	-0.0238	951887500	3100	3075	0.8130	0.0023
0	625	-2450	-0.7967	2626125000	625	600	4.0000	0.5249
1	625	0	0.0000	494750000	625	600	4.0000	0.0052
2	600	-25	-0.0400	95875000	625	600	4.1667	0.0010
3	600	0	0.0000	3307337500	625	600	4.1667	0.0052
4	625	25	0.0417	1246687500	625	600	4.0000	0.0130
5	625	0	0.0000	1227900000	625	600	4.0000	0.0052
Jml	22450		-0.7946	16932125000			28.3210	0.5818
Rata	1870.833		-0.0722	1539284091			2.5746	0.0529

BBCA

Hari ke	Harga Saham		Rit	Vol	Harga Jual	Harga Heli	% Spread	σ_i^2
-6	1700	-	-	-	-	-	-	
-5	1700	0	0.0000	807500000	1700	1675	1.4706	0.0014
-4	1700	0	0.0000	5171500000	1700	1675	1.4706	0.0000
-3	1700	0	0.0000	5064875000	1700	1675	1.4706	0.0000
-2	1725	25	0.0147	375750000	1725	1700	1.4493	0.0002
-1	1725	0	0.0000	39375000	1725	1700	1.4493	0.0000
0	875	-850	-0.4928	837250000	875	850	2.8571	0.2428
1	900	25	0.0286	4470125000	900	875	2.7778	0.0008
2	950	50	0.0556	9626875000	950	925	2.6316	0.0031
3	900	-50	-0.0526	9086625000	900	875	2.7778	0.0028
4	925	25	0.0278	6705125000	925	900	2.7027	0.0008
5	925	0	0.0000	4582000000	925	900	2.7027	0.0000
Jml	15725		-0.4188	46767000000			23.7600	0.2519
Rata	1310.417		-0.0381	4251545455			2.1600	0.0229

TRIM

Hari ke	Harga Saham		Rit	Vol	Harga Jual	Harga Heli	% Spread	σ_i^2
-6	8825	-	-	-	-	-	-	
-5	9050	225	0.0255	49475000	9100	8800	3.3149	0.0101
-4	8825	-225	-0.0249	220230000	8850	8775	0.8499	0.0025
-3	8975	150	0.0170	305762500	8975	8950	0.2786	0.0085
-2	9225	250	0.0279	5900125000	9250	9200	0.5420	0.0106
-1	9425	200	0.0217	8924487500	9450	9425	0.2653	0.0094
0	1000	-8425	-0.8939	19138150000	1000	975	2.5000	0.6704
1	975	-25	-0.0250	19165650000	1000	975	2.5641	0.0025
2	1000	25	0.0256	13646462500	1000	975	2.5000	0.0101
3	1000	0	0.0000	2893137500	1000	975	2.5000	0.0056
4	1000	0	0.0000	735625000	1000	975	2.5000	0.0056
5	1000	0	0.0000	1522100000	1000	975	2.5000	0.0056
Jml	60300		-0.8261	70979105000			20.3147	0.7411
Rata	5025.00		-0.0751	6452645909			1.8468	0.0674

MEDC

Hari ke	Harga Saham		Rit	Vol	Harga Jual	Harga Heli	% Spread	σ_i^2
-6	4250	-	-	-	-	-	-	
-5	4275	25	0.0059	546262500	4275	4225	1.1696	0.0061
-4	4300	25	0.0058	430750000	4300	4225	1.7442	0.0061
-3	4025	-275	-0.0640	275525000	4075	3950	3.1056	0.0001
-2	4050	25	0.0062	491812500	4100	3925	4.3210	0.0062
-1	4250	200	0.0494	1094850000	4325	4250	1.7647	0.0148
0	850	-3400	-0.8000	778625000	875	850	2.9412	0.5295
1	850	0	0.0000	94987500	850	800	5.8824	0.0052
2	825	-25	-0.0294	173712500	825	775	6.0606	0.0018
3	825	0	0.0000	433362500	825	800	3.0303	0.0052
4	825	0	0.0000	1983862500	825	800	3.0303	0.0052
5	850	25	0.0303	1066662500	850	825	2.9412	0.0105
Jml	30175		-0.7957	7370412500			35.9910	0.5909
Rata	2514.583		-0.0723	670037500			3.2719	0.0537

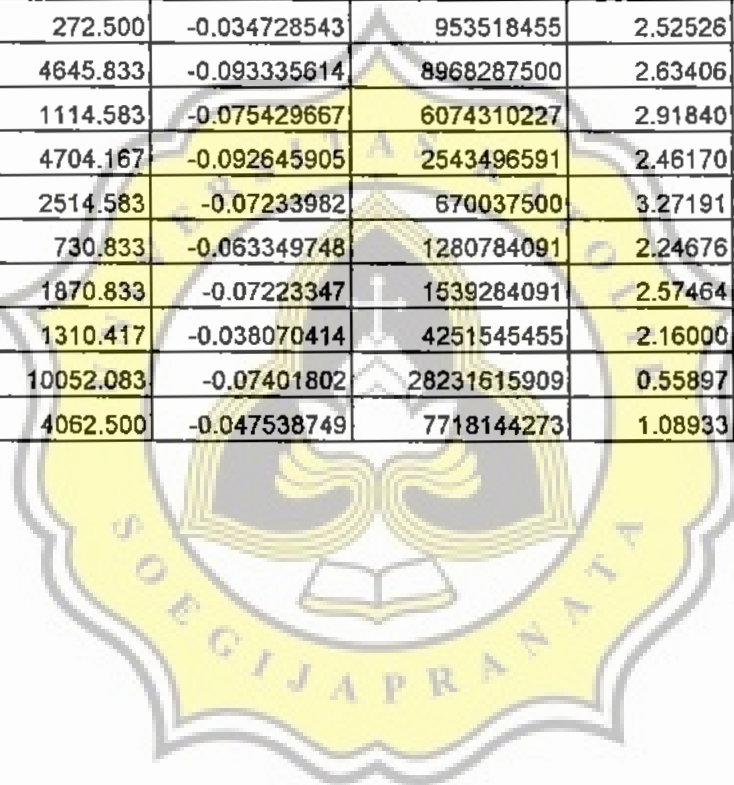


Lampiran 2

**Data Rata-rata Harga Saham, Volume Perdagangan, dan
Varian Saham pada Tiap Saham yang Diteliti**


Data Harga saham, Volume Perdagangan, % Spread dan Varian return

No	Perusahaan	Harga Saham	Rit	Vol	% Spread	σ_i^2
1	EPMT	937.500	-0.06890	4255623864	3.08646	0.01071
2	KLBF	1827.083	-0.05357602	2827467045	2.66507	0.06084
3	PNBN	897.917	-0.029837599	5112488636	2.97759	0.01628
4	APLI	1141.250	-0.145870469	3481533182	4.82530	0.05277
5	UNTR	1191.667	-0.073256368	5042910227	1.16204	0.04691
6	INDF	2138.462	-0.075272907	25138949091	0.51675	0.05751
7	TRIM	5025.000	-0.07510	6452645909	1.84679	0.06737
8	MITI	272.500	-0.034728543	953518455	2.52526	0.02432
9	ASGR	4645.833	-0.093335614	8968287500	2.63406	0.06174
10	TMPI	1114.583	-0.075429667	6074310227	2.91840	0.02190
11	RMBA	4704.167	-0.092645905	2543496591	2.46170	0.07644
12	MEDC	2514.583	-0.07233982	670037500	3.27191	0.05371
13	ULTJ	730.833	-0.063349748	1280784091	2.24676	0.05570
14	DSFI	1870.833	-0.07223347	1539284091	2.57464	0.05289
15	BBCA	1310.417	-0.038070414	4251545455	2.16000	0.02290
16	HMSP	10052.083	-0.07401802	28231615909	0.55897	0.05465
17	RALS	4062.500	-0.047538749	7718144273	1.08933	0.01775



data-saham

	harga	volume	varians	spread	pre_1	res_1	e
1	937.50	4255623865	.01071	3.08646	2.53792	.54854	.54854
2	1827.1	2827467045	.06084	2.66507	2.72103	-.0560	.05596
3	897.92	5112488636	.01628	2.97759	2.48277	.49482	.49482
4	1141.3	3481533182	.05277	4.82530	2.68517	2.1401	2.14013
5	1191.7	5042910227	.04691	1.16204	2.54223	-1.380	1.38019
6	2138.5	25138949091	.05751	.51675	.88103	-.3643	.36428
7	5025.0	6452645909	.06737	1.84679	2.27474	-.4279	.42795
8	272.50	953518455	.02432	2.52526	2.87191	-.3466	.34665
9	4645.8	8968287500	.06174	2.63406	2.07692	.55714	.55714
10	1114.6	6074310227	.02190	2.91840	2.40590	.51250	.51250
11	4704.2	2543496591	.07644	2.46170	2.63006	-.1684	.16836
12	2514.6	670037500	.05371	3.27191	2.84492	.42699	.42699
13	730.83	1280784091	.05570	2.24676	2.89222	-.6455	.64546
14	1870.8	1539284091	.05289	2.57464	2.80571	-.2311	.23107
15	1310.4	4251545455	.02290	2.16000	2.54638	-.3864	.38638
16	10052	28231615909	.05465	.55897	.21231	.34666	.34666
17	4062.5	7718144273	.01775	1.08933	2.10981	-1.020	1.02048





Lampiran 3

Hasil Pengujian Regresi Berganda

Regression

Descriptive Statistics

	Mean	Std. Deviation	N
SPREAD	2.3247665	1.0714549	17
HARGA	2613.9536	2450.3187	17
VOLUME	6737802473.3212	7887753336.1	17
VARIANS	4.437588E-02	2.057386E-02	17

Correlations

		SPREAD	HARGA	VOLUME	VARIANS
Pearson Correlation	SPREAD	1.000	-.483	-.669	-.097
	HARGA	-.483	1.000	.638	.428
	VOLUME	-.669	.638	1.000	.150
	VARIANS	-.097	.428	.150	1.000
Sig. (1-tailed)	SPREAD	.	.025	.002	.355
	HARGA	.025	.	.003	.043
	VOLUME	.002	.003	.	.283
	VARIANS	.355	.043	.283	.
N	SPREAD	17	17	17	17
	HARGA	17	17	17	17
	VOLUME	17	17	17	17
	VARIANS	17	17	17	17

Variables Entered/Removed^b

Model	Variables Entered	Variables Removed	Method
1	VARIANS, VOLUME, HARGA ^a		Enter

a. All requested variables entered.

b. Dependent Variable: SPREAD

Model Summary^b

Model	R	R Square	Adjusted R Square	Std. Error of the Estimate	Durbin-Watson
1	.674 ^a	.454	.328	.8785718	2.212

a. Predictors: (Constant), VARIANS, VOLUME, HARGA

b. Dependent Variable: SPREAD

ANOVA^b

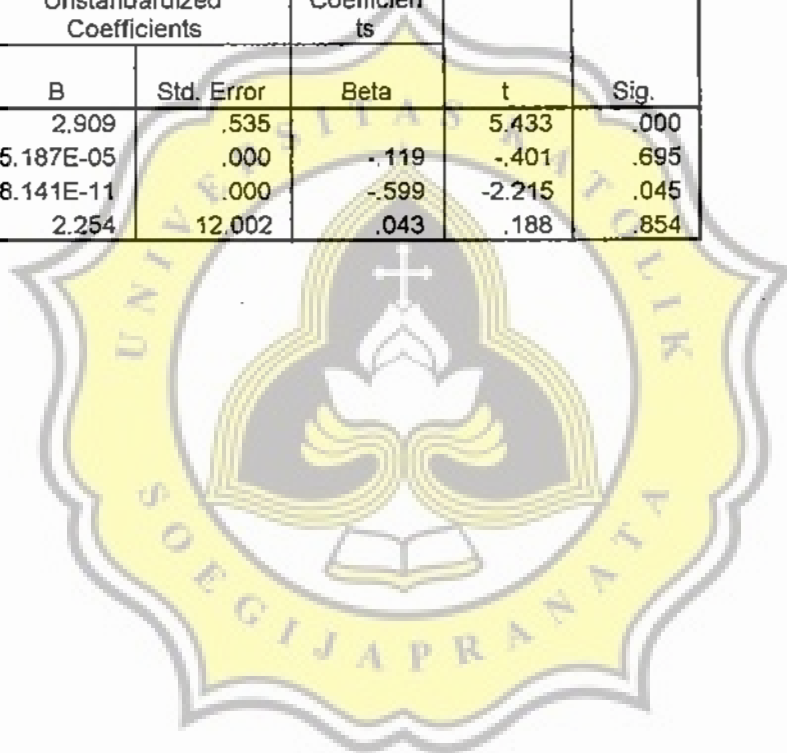
Model		Sum of Squares	df	Mean Square	F	Sig.
1	Regression	8.334	3	2.778	3.599	.043 ^a
	Residual	10.035	13	.772		
	Total	18.368	16			

a. Predictors: (Constant), VARIANS, VOLUME, HARGA

b. Dependent Variable: SPREAD

Coefficients^a

Model		Unstandardized Coefficients		Standardized Coefficients	t	Sig.
		B	Std. Error	Beta		
1	(Constant)	2.909	.535		5.433	.000
	HARGA	-5.187E-05	.000	-.119	-.401	.695
	VOLUME	-8.141E-11	.000	-.599	-2.215	.045
	VARIANS	2.254	12.002	.043	.188	.854



Coefficients^a

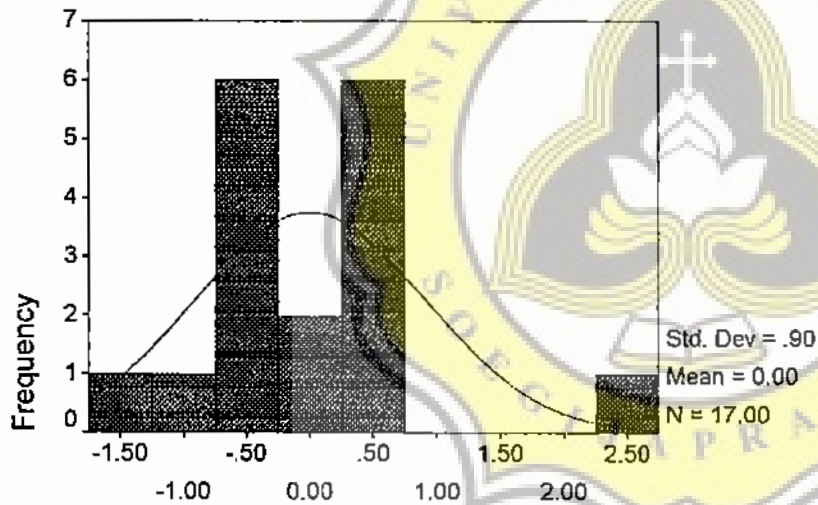
Model		Correlations			Collinearity Statistics	
		Zero-order	Partial	Part	Tolerance	VIF
1	(Constant)					
	HARGA	-.483	-.110	-.082	.480	2.085
	VOLUME	-.669	-.523	-.454	.574	1.742
	VARIANS	-.097	.052	.038	.791	1.264

a. Dependent Variable: SPREAD

Charts

Histogram

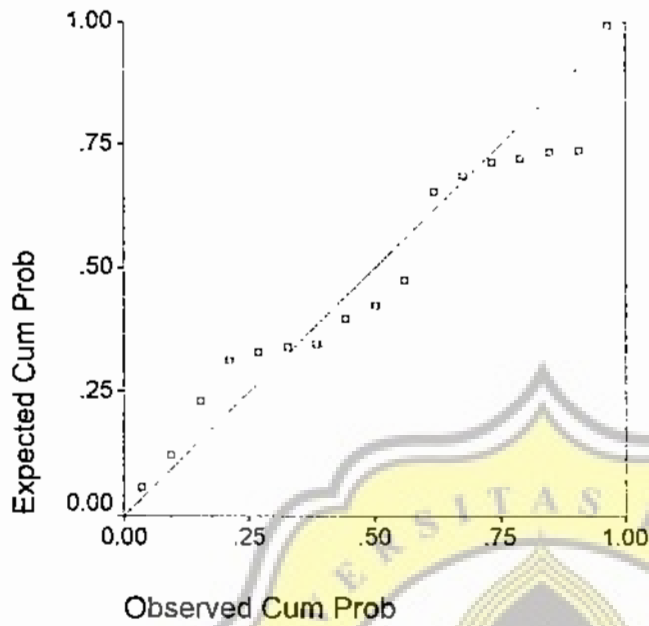
Dependent Variable: SPREAD



Regression Standardized Residual

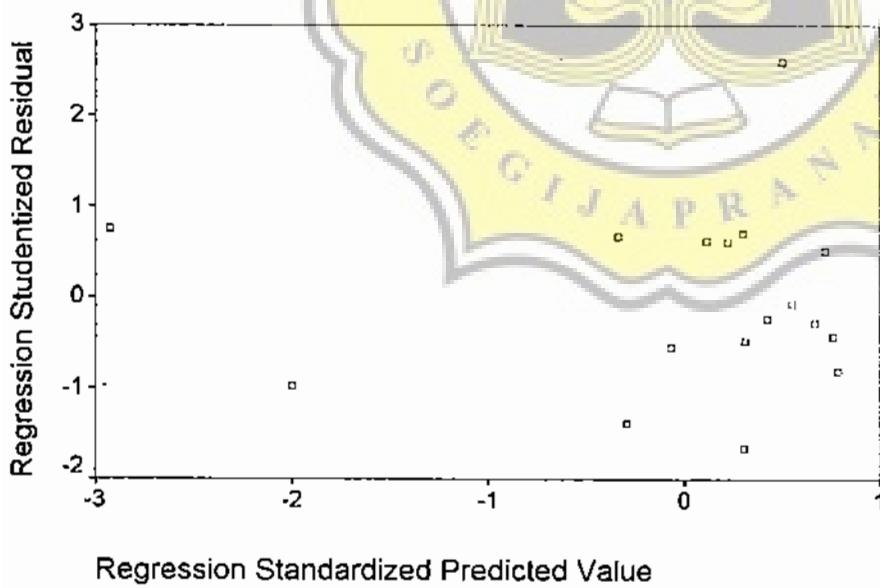
Normal P-P Plot of Regression Standardized Residual

Dependent Variable: SPREAD



Scatterplot

Dependent Variable: SPREAD





Lampiran 4
Hasil Pengujian Regresi untuk
Uji Heteroskedastisitas

Regression Uji Heteroskedastisitas

Variables Entered/Removed^b

Model	Variables Entered	Variables Removed	Method
1	VARIANS, VOLUME, HARGA		Enter

- a. All requested variables entered.
b. Dependent Variable: | e |

Model Summary

Model	R	R Square	Adjusted R Square	Std. Error of the Estimate
1	.207 ^a	.043	-.178	.5487106

- a. Predictors: (Constant), VARIANS, VOLUME, HARGA

ANOVA^b

Model		Sum of Squares	df	Mean Square	F	Sig.
1	Regression	.175	3	5.832E-02	.194	.899 ^a
	Residual	3.914	13	.301		
	Total	4.089	16			

- a. Predictors: (Constant), VARIANS, VOLUME, HARGA
b. Dependent Variable: | e |

Coefficients^a

Model		Unstandardized Coefficients		Standardized Coefficients	t	Sig.
		B	Std. Error	Beta		
1	.(Constant)	.711	.334		2.127	.053
	HARGA	-4.572E-05	.000	-.222	-.566	.581
	VOLUME	2.439E-12	.000	.038	.106	.917
	VARIANS	-.380	7.496	-.015	-.051	.960

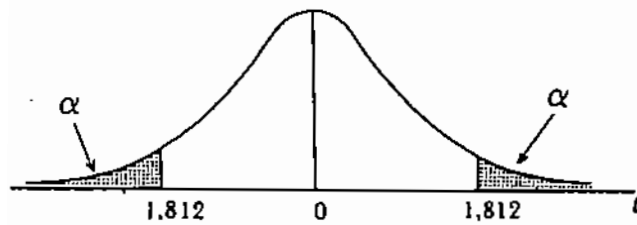
- a. Dependent Variable: | e |



Lampiran 5

Tabel Uji t dan Uji F

TABEL VI Titik persentasi distribusi t



Bagi d.f. = 10

$P(t > 1,812) = 0,05$

$P(t < -1,812) = 0,05$

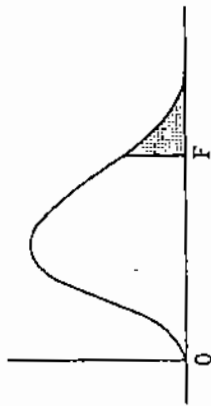
d.f. \ α	,25	,20	,15	,10	,05	,025	,01	,005	,0005
1	1,000	1,376	1,963	3,078	6,314	12,706	31,821	69,657	636,619
2	,816	1,061	1,386	1,886	2,920	4,303	6,965	9,925	91,598
3	,765	,978	1,250	1,638	2,353	3,182	4,541	5,841	12,941
4	,741	,941	1,190	1,538	2,132	2,776	3,747	4,604	8,610
5	,727	,920	1,156	1,476	2,015	2,571	3,365	4,032	6,859
6	,718	,906	1,134	1,440	1,943	2,447	3,143	3,707	5,959
7	,711	,896	1,119	1,415	1,895	2,365	2,998	3,499	5,405
8	,706	,889	1,108	1,397	1,860	2,306	2,896	3,355	5,041
9	,703	,883	1,100	1,388	1,833	2,262	2,821	3,250	4,781
10	,700	,879	1,093	1,372	1,812	2,228	2,764	3,169	4,587
11	,697	,876	1,088	1,363	1,796	2,201	2,718	3,106	4,437
12	,695	,873	1,083	1,356	1,782	2,179	2,681	3,055	4,318
13	,694	,870	1,079	1,350	1,771	2,160	2,650	3,012	4,221
14	,692	,868	1,076	1,345	1,761	2,145	2,624	2,977	4,140
15	,691	,866	1,074	1,341	1,753	2,131	2,602	2,947	4,073
16	,690	,865	1,071	1,337	1,746	2,120	2,583	2,921	4,015
17	,689	,863	1,069	1,333	1,740	2,110	2,567	2,898	3,965
18	,688	,862	1,067	1,330	1,734	2,101	2,552	2,878	3,922
19	,688	,861	1,066	1,328	1,729	2,093	2,539	2,861	3,883
20	,687	,860	1,064	1,325	1,725	2,086	2,528	2,845	3,850
21	,686	,859	1,063	1,323	1,721	2,080	2,518	2,831	3,819
22	,686	,858	1,061	1,321	1,717	2,074	2,508	2,819	3,792
23	,685	,858	1,060	1,319	1,714	2,069	2,500	2,807	3,767
24	,685	,857	1,059	1,318	1,711	2,064	2,492	2,797	3,745
25	,684	,856	1,058	1,316	1,708	2,060	2,485	2,787	3,752
26	,684	,856	1,058	1,315	1,706	2,056	2,479	2,779	3,707
27	,684	,855	1,057	1,314	1,703	2,052	2,473	2,771	3,690
28	,683	,855	1,056	1,313	1,701	2,018	2,467	2,763	3,674
29	,683	,854	1,055	1,311	1,699	2,045	2,462	2,756	3,659
30	,683	,854	1,055	1,310	1,697	2,042	2,457	2,750	3,646
40	,681	,851	1,050	1,303	1,684	2,021	2,423	2,704	3,551
60	,679	,843	1,046	1,296	1,671	2,000	2,390	2,660	3,460
120	,677	,845	1,041	1,289	1,658	1,980	2,358	2,617	3,373
∞	,674	,842	1,036	1,282	1,645	1,960	2,326	2,576	3,291

Sumber: Fisher and Yates: *Statistical Tables for Biological Agricultural and Medical Research*, Tabel III. Izin Penerbit: Oliver and Boyd, Ltd, Edinburg, England.

TABEL XII Distribusi F

Cetak biasa = 5%

Cetak kursif = 1%



Derajat bebas bagi pembagi (v_2)	Derajat bebas bagi pembilang (v_1)																								
	1	2	3	4	5	6	7	8	9	10	11	12	14	16	20	24	30	40	50	75	100	200	500	∞	
1	161 4092	200 4999	216 5403	225 5625	230 5764	234 5859	237 5928	239 5981	241 6022	242 6056	243 6082	244 6106	245 6142	246 6169	248 6208	249 6234	250 6258	251 6286	252 6302	253 6323	253 6334	254 6352	254 6361	254 6366	
2	18,51 98,49	19,00 99,01	19,16 99,17	19,25 99,25	19,30 99,30	19,33 99,33	19,36 99,34	19,37 99,36	19,38 99,38	19,39 99,40	19,40 99,41	19,41 99,42	19,42 99,43	19,43 99,44	19,44 99,45	19,45 99,46	19,46 99,47	19,47 99,48	19,47 99,48	19,48 99,48	19,49 99,49	19,49 99,49	19,50 99,50	19,50 99,50	19,50 99,50
3	10,19 34,12	9,55 30,81	9,28 29,46	9,12 28,71	9,01 28,24	8,94 27,91	8,88 27,67	8,84 27,49	8,81 27,34	8,78 27,23	8,76 27,13	8,74 27,05	8,71 26,92	8,69 26,83	8,66 26,69	8,64 26,60	8,62 26,50	8,60 26,41	8,58 26,30	8,57 26,27	8,56 26,23	8,55 26,18	8,54 26,14	8,54 26,12	8,53 26,12
4	7,71 21,20	6,94 18,00	6,59 16,69	6,39 15,98	6,26 15,52	6,16 15,21	6,09 14,98	6,04 14,80	6,00 14,66	5,96 14,54	5,93 14,45	5,91 14,37	5,87 14,24	5,84 14,15	5,80 14,02	5,77 13,93	5,74 13,83	5,71 13,74	5,70 13,69	5,68 13,61	5,66 13,57	5,65 13,52	5,64 13,48	5,64 13,48	5,63 13,46
5	6,61 16,26	5,79 13,27	5,41 12,06	5,19 11,39	5,05 10,97	4,95 10,67	4,88 10,45	4,82 10,27	4,78 10,15	4,74 10,05	4,70 9,96	4,68 9,89	4,64 9,77	4,60 9,63	4,56 9,65	4,53 9,47	4,50 9,38	4,46 9,29	4,44 9,24	4,42 9,17	4,40 9,13	4,38 9,07	4,36 9,04	4,36 9,02	4,36 9,02
6	5,99 13,74	5,14 10,92	4,76 9,73	4,53 9,16	4,39 8,75	4,28 8,47	4,21 8,26	4,15 8,10	4,10 7,98	4,06 7,87	4,03 7,79	4,00 7,72	3,96 7,60	3,92 7,52	3,87 7,39	3,84 7,31	3,81 7,23	3,77 7,14	3,75 7,09	3,72 7,02	3,71 6,99	3,69 6,94	3,68 6,90	3,67 6,88	3,67 6,88
7	5,59 12,25	4,74 9,55	4,35 8,45	4,12 7,65	3,97 7,46	3,87 7,19	3,79 7,00	3,73 6,84	3,68 6,71	3,63 6,62	3,60 6,54	3,57 6,47	3,52 6,35	3,49 6,27	3,44 6,15	3,41 6,07	3,38 5,98	3,34 5,90	3,32 5,85	3,29 5,78	3,28 5,75	3,25 5,70	3,24 5,67	3,23 5,65	3,23 5,65
8	5,32 11,26	4,46 8,65	4,07 7,59	3,84 7,01	3,69 6,63	3,58 6,37	3,50 6,19	3,44 6,03	3,39 5,91	3,34 5,82	3,31 5,74	3,28 5,67	3,23 5,56	3,20 5,48	3,15 5,36	3,12 5,28	3,08 5,20	3,05 5,11	3,03 5,06	3,00 5,00	2,98 4,96	2,96 4,91	2,94 4,88	2,93 4,86	2,93 4,86
9	5,12 10,56	4,26 8,02	3,86 6,99	3,63 6,42	3,48 6,06	3,37 5,80	3,29 5,62	3,23 5,47	3,18 5,35	3,13 5,26	3,10 5,18	3,07 5,11	3,02 5,00	2,98 4,92	2,93 4,80	2,90 4,73	2,86 4,64	2,82 4,56	2,80 4,51	2,77 4,45	2,76 4,41	2,73 4,36	2,72 4,33	2,71 4,31	2,71 4,31
10	4,96 10,04	4,10 7,56	3,71 6,55	3,48 5,99	3,33 5,64	3,22 5,39	3,14 5,21	3,07 5,06	3,02 4,95	2,97 4,85	2,91 4,78	2,86 4,71	2,82 4,60	2,82 4,52	2,77 4,41	2,74 4,33	2,70 4,25	2,67 4,17	2,64 4,12	2,61 4,05	2,59 4,01	2,56 3,96	2,55 3,93	2,54 3,91	2,54 3,91

Distribusi F (lanjutan)

Derajat bebas bagi pembagi (v_2)	Derajat bebas bagi pembilang (v_1)																							
	1	2	3	4	5	6	7	8	9	10	11	12	14	16	20	24	30	40	50	75	100	200	500	∞
11	4,84 9,65	3,98 7,20	3,59 6,22	3,36 5,67	3,20 5,32	3,09 5,07	3,01 4,88	2,95 4,74	2,90 4,63	2,86 4,54	2,82 4,46	2,79 4,40	2,74 4,29	2,70 4,21	2,65 4,10	2,61 4,02	2,57 3,94	2,53 3,86	2,50 3,80	2,47 3,74	2,45 3,70	2,42 3,66	2,41 3,62	2,40 3,60
12	4,75 9,33	3,88 6,93	3,49 5,95	3,26 5,41	3,11 5,06	3,00 4,82	2,92 4,65	2,85 4,50	2,80 4,39	2,76 4,30	2,72 4,22	2,69 4,16	2,64 4,05	2,60 3,98	2,54 3,86	2,50 3,78	2,46 3,70	2,42 3,61	2,40 3,56	2,35 3,49	2,35 3,46	2,32 3,41	2,31 3,39	2,30 3,36
13	4,67 9,07	3,80 6,70	3,41 5,74	3,18 5,20	3,02 4,86	2,92 4,62	2,84 4,44	2,77 4,30	2,72 4,19	2,67 4,10	2,63 4,02	2,60 3,96	2,55 3,85	2,51 3,78	2,46 3,67	2,42 3,59	2,38 3,51	2,34 3,42	2,32 3,37	2,28 3,30	2,26 3,27	2,24 3,21	2,22 3,18	2,21 3,16
14	4,60 8,86	3,74 6,51	3,34 5,56	3,11 5,03	2,96 4,69	2,85 4,46	2,77 4,28	2,70 4,14	2,65 4,03	2,60 3,94	2,56 3,86	2,53 3,80	2,48 3,70	2,44 3,62	2,39 3,51	2,35 3,43	2,31 3,34	2,27 3,26	2,24 3,21	2,21 3,14	2,18 3,07	2,16 3,06	2,14 3,02	2,13 3,00
15	4,54 8,68	3,68 6,36	3,29 5,42	3,06 4,89	2,90 4,56	2,79 4,32	2,70 4,14	2,64 4,00	2,59 3,89	2,55 3,80	2,51 3,73	2,48 3,67	2,43 3,56	2,39 3,48	2,33 3,36	2,29 3,29	2,25 3,20	2,21 3,12	2,18 3,07	2,15 3,00	2,12 2,97	2,10 2,92	2,08 2,89	2,07 2,87
16	4,49 8,53	3,63 6,23	3,24 5,29	3,01 4,77	2,85 4,44	2,74 4,20	2,66 4,03	2,59 3,89	2,54 3,78	2,49 3,69	2,45 3,61	2,42 3,55	2,37 3,45	2,33 3,37	2,28 3,25	2,24 3,18	2,20 3,10	2,16 3,01	2,13 2,96	2,09 2,89	2,07 2,85	2,04 2,80	2,02 2,77	2,01 2,76
17	4,45 8,40	3,59 6,11	3,20 5,18	2,96 4,67	2,81 4,34	2,70 4,10	2,62 3,93	2,55 3,79	2,50 3,68	2,45 3,59	2,41 3,52	2,38 3,45	2,33 3,35	2,29 3,27	2,23 3,16	2,19 3,08	2,15 3,00	2,11 2,91	2,08 2,86	2,04 2,79	2,02 2,76	1,99 2,70	1,97 2,67	1,96 2,65
18	4,41 8,28	3,55 6,01	3,16 5,09	2,93 4,53	2,77 4,25	2,66 4,01	2,58 3,85	2,51 3,71	2,46 3,60	2,41 3,51	2,37 3,44	2,34 3,37	2,29 3,27	2,25 3,19	2,19 3,07	2,15 3,00	2,11 2,91	2,07 2,83	2,04 2,78	2,00 2,71	1,98 2,68	1,95 2,62	1,93 2,59	1,92 2,57
19	4,38 8,18	3,52 5,93	3,13 5,01	2,90 4,60	2,74 4,17	2,63 3,94	2,55 3,77	2,48 3,63	2,43 3,62	2,38 3,43	2,34 3,36	2,31 3,30	2,26 3,19	2,21 3,12	2,15 3,00	2,11 2,92	2,07 2,84	2,02 2,76	2,00 2,70	1,96 2,63	1,94 2,60	1,91 2,54	1,90 2,51	1,88 2,49
20	4,35 8,10	3,49 5,85	3,10 4,94	2,87 4,43	2,71 4,10	2,60 3,87	2,52 3,71	2,45 3,56	2,40 3,45	2,35 3,37	2,31 3,30	2,28 3,23	2,23 3,13	2,18 3,05	2,12 2,94	2,08 2,86	2,04 2,77	1,99 2,69	1,96 2,63	1,92 2,56	1,90 2,53	1,87 2,47	1,85 2,44	1,84 2,42
21	4,32 8,02	3,47 5,78	3,07 4,87	2,84 4,37	2,68 4,04	2,57 3,81	2,49 3,65	2,42 3,61	2,37 3,40	2,32 3,31	2,28 3,24	2,25 3,17	2,20 3,07	2,15 2,99	2,09 2,88	2,05 2,80	2,00 2,72	1,96 2,63	1,93 2,58	1,89 2,51	1,87 2,47	1,84 2,42	1,82 2,38	1,81 2,36
22	4,30 7,94	3,44 5,72	3,05 4,82	2,82 4,31	2,66 3,99	2,55 3,76	2,47 3,59	2,40 3,45	2,35 3,35	2,30 3,26	2,26 3,18	2,23 3,12	2,18 3,02	2,13 2,94	2,07 2,83	2,03 2,75	1,98 2,67	1,93 2,58	1,91 2,53	1,87 2,46	1,84 2,42	1,81 2,37	1,80 2,33	1,78 2,31
23	4,28 7,88	3,42 5,66	3,03 4,76	2,80 4,26	2,64 3,94	2,53 3,71	2,45 3,54	2,38 3,41	2,32 3,30	2,28 3,21	2,24 3,14	2,20 3,07	2,14 2,97	2,10 2,89	2,04 2,78	2,00 2,70	1,96 2,62	1,91 2,53	1,88 2,48	1,84 2,41	1,81 2,37	1,79 2,32	1,77 2,28	1,76 2,26
24	4,26 7,82	3,40 5,61	3,01 4,72	2,78 4,22	2,62 3,90	2,51 3,67	2,43 3,50	2,36 3,36	2,30 3,25	2,26 3,17	2,22 3,09	2,18 3,03	2,13 2,93	2,09 2,85	2,02 2,74	1,98 2,66	1,94 2,58	1,89 2,49	1,86 2,44	1,82 2,36	1,80 2,33	1,76 2,27	1,74 2,23	1,73 2,21



Lampiran 6

Pernyataan Keaslian Skripsi

PERNYATAAN KEASLIAN SKRIPSI

Saya yang bertandatangan di bawah ini :

Nama : Elizabeth Ariyati Nugraheni Asmoro

NIM : 97.30.3063

NIRM : 97.6.111.02016.50077

Fakultas : Ekonomi

Jurusan : Manajemen

Menyatakan bahwa skripsi ini adalah hasil karya saya sendiri. Apabila di kemudian hari ditemukan adanya bukti plagiasi, manipulasi dan atau pemalsuan data maupun bentuk-bentuk kecurangan lain, saya bersedia untuk menerima sanksi dari Fakultas Ekonomi Universitas Katolik Soegijapranata Semarang.

Semarang, Maret 2002

A handwritten signature in black ink is written over a rectangular postage stamp. The stamp features a sunburst design and the number '6000' in the bottom right corner.

(Elizabeth Ariyati Nugraheni A)



Lampiran 7

Foto Copy Buku Konsultasi Skripsi



BUKU KONSULTASI SKRIPSI

NAMA : ELIZABETH ABRIYATI V.A

NIM : 97.30.3065


JUDUL :

Pengaruh Harga Saham, Volume Per-
dagangan Saham, dan Volatilitas
Harga Smm terhadap Bid-Ask Spread
pada Smm¹ yg Menggunakan Stock Split
di BEJ

Dosen Pembimbing : I. ENY TRIMEIVIVERUM,SE,MSI

II.

Dosen Wali : WIJANTO HP,SE,MT






JURUSAN MANAJEMEN UNIKA SOEGIJAPRANATA


CATATAN KONSULTASI

MATERI	TGL.	KETERANGAN	PARAF PEMBIMBING
Pembahasan topik 1 Penelitian & data pendukung / prasurvey	I 29/3	Bengajuan tema s/cari tema baru, nelli CD Room	<i>[Signature]</i>
	II 30/03	Cari artikel + jurnal sbg data pendukung	<i>[Signature]</i>
	III 05/04	Tema: "Penggunaan Ineq Lap: Keuangan y/menge tahui laba investor di BEJ" buat proposalnya	<i>[Signature]</i>
	IV 10/04	- Cari de mail cmd atau di RPPM k-lc kurang lengkap hrs ke rezperan- si BEJ diffikurta - Atay cari tema lain yg dilengkapi data	<i>[Signature]</i>
	V	- Ganti judul	
	VI		

CATATAN KONSULTASI

MATERI	TGL.	KETERANGAN	PARAF PEMBIMBING
Latar Belakang Penelitian Perumusan Masalah Tujuan & Manfaat	I 30/02	Revisi sesuai catatan	
	II		
	III		
	IV		
	V		
	VI		

CATATAN KONSULTASI


MATERI	TGL.	KETERANGAN	PARAF PEMBIMBING
Landasan Teori Kerangka Pikir Definisi Operasional	I 30/02	Revisi kerangka pikir	
	II		
	III		
	IV		
	V		
	VI		

CATATAN KONSULTASI

MATERI	TGL.	KETERANGAN	PARAF PEMBIMBING
Metode I Jenis Data Teknik Sampling	I		
	30/10/22	Berini terimakasih Constantin	<i>[Signature]</i>
	II		
	III		
	IV		
	V		
VI			

CATATAN KONSULTASI

MATERI	TGL.	KETERANGAN	PARAF PEMBIMBING
Metodologi II Alat Analisis	I		
	30/10/22	Ace	<i>[Signature]</i>
	II		
	III		
	IV		
	V		
VI			






CATATAN KONSULTASI

MATERI	TGL.	KETERANGAN	PARAF PEMBIMBING
Hasil Penelitian I	I 19/02	- Periksa objek penelitian - beri hasil secara umum di slide IV	<i>[Signature]</i>
	II 25/02	- Revisi / perbaiki - the unclarity hasil penelitian	<i>[Signature]</i>
	III		
	IV		
	V		
	VI		

CATATAN KONSULTASI

MATERI	TGL.	KETERANGAN	PARAF PEMBIMBING
Hasil Penelitian	I		
	II		
	III		
	IV		
	V		
	VI		

CATATAN KONSULTASI

MATERI	TGL.	KETERANGAN	PARAF PEMBIMBING
Kesimpulan & Saran	I 27/01/02	- Saran untuk ditunjukkan - dan ditunjukkan - saran yang - dalam bentuk - dan	
	II 28/01/02	- lengkap keua	
	III 03/01/02	Are ujian	
	IV		
	V		
	VI		

CATATAN KONSULTASI

MATERI	TGL.	KETERANGAN	PARAF PEMBIMBING
Kelengkapan Ujian Kata Pengantar Daftar Isi Lampiran Daftar Pustaka	I		
	II		
	III		
	IV		
	V		
	VI		