

Reksadana ABN Amro Dana Saham

Tanggal	Rpi	Rm	Rf	Rm - Rf	(Rm - Rf) ²	Ri
4 Mei, 01	0.027112	0.0368	0.001865	0.034935	0.00122045	0.025247
11 Mei, 01	-0.009713	-0.013843	0.002481	-0.016324	0.00026647	-0.012194
18 Mei, 01	0.0110456	0.0173804	0.006188	0.0111924	0.00012527	0.0048576
25 Mei, 01	0.0259237	0.0356108	0.00246	0.0331508	0.00109898	0.0234637
01 Juni, 01	0.0206895	0.016145	0.00184	0.014305	0.00020463	0.0188495
08 Juni, 01	0.003411	0.005793	0.003062	0.002731	7.4584E-06	0.000349
15 Juni, 01	0.039739	0.047017	0.006105	0.040912	0.00167379	0.033634
22 Juni, 01	0.025734	0.047976	0.004248	0.043728	0.00191214	0.021486
29 Juni, 01	-0.01254	5.71E-05	0.006042	-0.005985	3.5819E-05	-0.018582
06 Juli, 01	-0.00638	-0.01084	0.002402	-0.013242	0.00017535	-0.008782
13 Juli, 01	0.022787	0.030609	0.004194	0.026415	0.00069775	0.018593
20 Juli, 01	0.030399	0.03313	0.00895	0.02418	0.00058467	0.021449
27 Juli, 01	-0.03323	-0.02935	0.0106045	-0.039955	0.00159636	-0.0438345
03 Agt, 01	-0.021557	-0.027339	0.004681	-0.03202	0.00102528	-0.026238
10 Agt, 01	0.00651	0.001204	-0.00233	0.003534	1.2489E-05	0.00884
17 Agt, 01	-0.008265	-0.000815	0.009924	-0.010739	0.00011533	-0.018189
24 Agt, 01	0.017273	0.013553	-0.00809	0.021643	0.00046842	0.025363
31 Agt, 01	-0.014032	-0.012844	0.02972	-0.042564	0.00181169	-0.043752
07 Sep, 01	0.029724	0.018951	0.001132	0.017819	0.00031752	0.028592
14 Sep, 01	-0.04689	-0.040903	-0.0017	-0.039203	0.00153688	-0.04519
21 Sep, 01	-0.025366	-0.026374	0	-0.026374	0.00069559	-0.025366
28 Sep, 01	-0.047924	-0.05296	-0.0051	-0.04786	0.00229058	-0.042824
05 Okt, 01	-0.02361	-0.02775	0.001138	-0.028888	0.00083452	-0.024748
12 Okt, 01	-0.01094	-0.00784	-0.00057	-0.00727	5.2853E-05	-0.01037
19 Okt, 01	0.021141	0.024448	0	0.024448	0.0005977	0.021141
26 Okt, 01	0.002397	-8.30E-05	0	-0.000083	6.889E-09	0.002397
02 Nov, 01	-0.00878	-0.01849	0	-0.01849	0.00034188	-0.00878
09 Nov, 01	-0.0091	-0.0087	0	-0.0087	0.00007569	-0.0091
16 Nov, 01	0.023337	0.003525	0.000569	0.002956	8.7379E-06	0.022768
23 Nov, 01	0.018194	0.010653	0.000569	0.010084	0.00010169	0.017625
30 Nov, 01	-0.00335	-0.00626	0	-0.00626	3.9188E-05	-0.00335
07 Des, 01	-0.003462	-0.008143	0.000568	-0.008711	7.5882E-05	-0.00403
14 Des, 01	-0.007716	-0.006683	0.000568	-0.007251	5.2577E-05	-0.008284
21 Des, 01	0.008157	0.009504	0	0.009504	9.0326E-05	0.008157
28 Des, 01	0.029987	0.036444	-0.00681	0.043254	0.00187091	0.036797
04 Jan, 02	-0.0106	-0.01743	-0.00743	-0.01	0.0001	-0.00317
11 Jan, 02	0.085205	0.068935	-0.01612	0.085055	0.00723435	0.101325
18 Jan, 02	0.036448	0.035594	-0.00936	0.044954	0.00202086	0.045808
25 Jan, 02	0.069227	0.061087	-0.000569	0.061656	0.00380146	0.069796
01 Feb, 02	0.006671	-0.012419	-0.00236	-0.010059	0.00010118	0.009031
08 Feb, 02	-0.44424	-0.022066	0.00177	-0.023836	0.00056815	-0.44601
15 Feb, 02	0.03818	0.028379	-0.00237	0.030749	0.0009455	0.04055
22 Feb, 02	0.020359	0.022266	-0.000593	0.022859	0.00052253	0.020952
01 Mar, 02	-0.022558	-0.015727	-0.004147	-0.01158	0.0001341	-0.018411
08 Mar, 02	0.054472	0.050763	-0.00118	0.051943	0.00269808	0.055652
14 Mar, 02	-0.021981	-0.014994	0.000589	-0.015583	0.00024283	-0.02257
22 Mar, 02	0.018555	0.035772	0.004122	0.03165	0.00100172	0.014433
28 Mar, 02	-0.001245	-0.0061	0.007625	-0.013725	0.00018838	-0.00887
05 Apr, 02	0.0414934	0.0564973	0.018626	0.0378713	0.00143424	0.0228674
12 Apr, 02	0.083271	0.011957	0.001143	0.010814	0.00011694	0.082128
19 Apr, 02	-0.00646	0.034366	0.005137	0.029229	0.00085433	-0.011597
26 Apr, 02	0.004728	0.01348	0.000568	0.012912	0.00016672	0.00416
Total	0.0222312	0.4199436				
rata-rata	0.000427523	0.008075838				

Reksadana Arjuna

Tanggal	Rpi	Rm	Rf	Rm - Rf	(Rm - Rf) ²	Ri
4 Mei, 01	0.0341424	0.0368	0.001865	0.034935	0.0012205	0.0322774
11 Mei, 01	-0.02115	-0.013843	0.002481	-0.016324	0.0002665	-0.023631
18 Mei, 01	0.0305787	0.0173804	0.006188	0.0111924	0.0001253	0.0243907
25 Mei, 01	0.020296	0.0356108	0.00246	0.0331508	0.001099	0.017836
01 Juni, 01	-0.041686	0.016145	0.00184	0.014305	0.0002046	-0.043526
08 Juni, 01	0.011204	0.005793	0.003062	0.002731	7.458E-06	0.008142
15 Juni, 01	0.011271	0.047017	0.006105	0.040912	0.0016738	0.005166
22 Juni, 01	0.049287	0.047976	0.004248	0.043728	0.0019121	0.045039
29 Juni, 01	-0.03149	5.71E-05	0.006042	-0.005985	3.582E-05	-0.037532
06 Juli, 01	-0.0149	-0.01084	0.002402	-0.013242	0.0001754	-0.017302
13 Juli, 01	0.028957	0.030609	0.004194	0.026415	0.0006978	0.024763
20 Juli, 01	0.012537	0.03313	0.00895	0.02418	0.0005847	0.003587
27 Juli, 01	-0.04424	-0.02935	0.0106045	-0.039955	0.0015964	-0.054845
03 Agt, 01	-0.036901	-0.027339	0.004681	-0.03202	0.0010253	-0.041582
10 Agt, 01	-0.002129	0.001204	-0.00233	0.003534	1.249E-05	0.000201
17 Agt, 01	0.01167	-0.000815	0.009924	-0.010739	0.0001153	0.001746
24 Agt, 01	0.014671	0.013553	-0.00809	0.021643	0.0004684	0.022761
31 Agt, 01	-0.06683	-0.012844	0.02972	-0.042564	0.0018117	-0.09655
07 Sep, 01	-0.014914	0.018951	0.001132	0.017819	0.0003175	-0.016046
14 Sep, 01	-0.067647	-0.040903	-0.0017	-0.039203	0.0015369	-0.065947
21 Sep, 01	-0.028219	-0.026374	0	-0.026374	0.0006956	-0.028219
28 Sep, 01	-0.057679	-0.05296	-0.0051	-0.04786	0.0022906	-0.052579
05 Okt, 01	-0.00527	-0.02775	0.001138	-0.028888	0.0008345	-0.006408
12 Okt, 01	-0.01581	-0.00784	-0.00057	-0.00727	5.285E-05	-0.01524
19 Okt, 01	0.01925	0.024448	0	0.024448	0.0005977	0.01925
26 Okt, 01	-0.00662	-8.30E-05	0	-0.000083	6.889E-09	-0.00662
02 Nov, 01	-0.0174	-0.01849	0	-0.01849	0.0003419	-0.0174
09 Nov, 01	-0.01823	-0.0087	0	-0.0087	7.569E-05	-0.01823
16 Nov, 01	-0.00782	0.003525	0.000569	0.002956	8.738E-06	-0.008389
23 Nov, 01	0.003025	0.010653	0.000569	0.010084	0.0001017	0.002456
30 Nov, 01	-0.01632	-0.00626	0	-0.00626	3.919E-05	-0.01632
07 Des, 01	0.001022	-0.008143	0.000568	-0.008711	7.588E-05	0.000454
14 Des, 01	-0.016767	-0.006683	0.000568	-0.007251	5.258E-05	-0.017335
21 Des, 01	0.013258	0.009504	0	0.009504	9.033E-05	0.013258
28 Des, 01	0.02207	0.036444	-0.00681	0.043254	0.0018709	0.02888
04 Jan, 02	-0.01966	-0.01743	-0.00743	-0.01	0.0001	-0.01223
11 Jan, 02	0.076806	0.068935	-0.01612	0.085055	0.0072344	0.092926
18 Jan, 02	0.006782	0.035594	-0.00936	0.044954	0.0020209	0.016142
25 Jan, 02	0.037519	0.061087	-0.000569	0.061656	0.0038015	0.038088
01 Feb, 02	0.005668	-0.012419	-0.00236	-0.010059	0.0001012	0.008028
08 Feb, 02	-0.02147	-0.022066	0.00177	-0.023836	0.0005682	-0.02324
15 Feb, 02	0.019663	0.028379	-0.00237	0.030749	0.0009455	0.022033
22 Feb, 02	0.002951	0.022266	-0.000593	0.022859	0.0005225	0.003544
01 Mar, 02	-0.001513	-0.015727	-0.004147	-0.01158	0.0001341	0.002634
08 Mar, 02	0.009386	0.050763	-0.00118	0.051943	0.0026981	0.010566
14 Mar, 02	-0.002564	-0.014994	0.000589	-0.015583	0.0002428	-0.003153
22 Mar, 02	-0.029034	0.035772	0.004122	0.03165	0.0010017	-0.033156
28 Mar, 02	-0.011345	-0.0061	0.007625	-0.013725	0.0001884	-0.01897
05 Apr, 02	0.0088189	0.0564973	0.018626	0.0378713	0.0014342	-0.009807
12 Apr, 02	0.031384	0.011957	0.001143	0.010814	0.0001169	0.030241
19 Apr, 02	-0.0306	0.034366	0.005137	0.029229	0.0008543	-0.035737
26 Apr, 02	0.004663	0.01348	0.000568	0.012912	0.0001667	0.004095
Total	-0.161328					
rata-rata	-0.003102462					

Reksadana Bahana Dana Prima

Tanggal	Rpi	Rm	Rf	Rm - Rf	(Rm - Rf) ²	Ri
4 Mei, 01	0.0412032	0.0368	0.001865	0.034935	0.0012205	0.0393382
11 Mei, 01	-0.01343	-0.013843	0.002481	-0.016324	0.0002665	-0.015911
18 Mei, 01	0.0075278	0.0173804	0.006188	0.0111924	0.0001253	0.0013398
25 Mei, 01	0.0334519	0.0356108	0.00246	0.0331508	0.001099	0.0309919
01 Juni, 01	0.0216989	0.016145	0.00184	0.014305	0.0002046	0.0198589
08 Juni, 01	0.006488	0.005793	0.003062	0.002731	7.458E-06	0.003426
15 Juni, 01	0.047942	0.047017	0.006105	0.040912	0.0016738	0.041837
22 Juni, 01	0.024138	0.047976	0.004248	0.043728	0.0019121	0.01989
29 Juni, 01	-0.00659	5.71E-05	0.006042	-0.005985	3.582E-05	-0.012632
06 Juli, 01	-0.00831	-0.01084	0.002402	-0.013242	0.0001754	-0.010712
13 Juli, 01	0.024468	0.030609	0.004194	0.026415	0.0006978	0.020274
20 Juli, 01	0.023814	0.03313	0.00895	0.02418	0.0005847	0.014864
27 Juli, 01	-0.0311	-0.02935	0.0106045	-0.039955	0.0015964	-0.041705
03 Agt, 01	-0.021542	-0.027339	0.004681	-0.03202	0.0010253	-0.026223
10 Agt, 01	0.002707	0.001204	-0.00233	0.003534	1.249E-05	0.005037
17 Agt, 01	-0.012918	-0.000815	0.009924	-0.010739	0.0001153	-0.022842
24 Agt, 01	0.017389	0.013553	-0.00809	0.021643	0.0004684	0.025479
31 Agt, 01	-0.008395	-0.012844	0.02972	-0.042564	0.0018117	-0.038115
07 Sep, 01	0.019383	0.018951	0.001132	0.017819	0.0003175	0.018251
14 Sep, 01	-0.043479	-0.040903	-0.0017	-0.039203	0.0015369	-0.041779
21 Sep, 01	-0.022723	-0.026374	0	-0.026374	0.0006956	-0.022723
28 Sep, 01	-0.46126	-0.05296	-0.0051	-0.04786	0.0022906	-0.45616
05 Okt, 01	-0.01485	-0.02775	0.001138	-0.028888	0.0008345	-0.015988
12 Okt, 01	0.000341	-0.00784	-0.00057	-0.00727	5.285E-05	0.000911
19 Okt, 01	0.018952	0.024448	0	0.024448	0.0005977	0.018952
26 Okt, 01	-0.00196	-8.30E-05	0	-0.000083	6.889E-09	-0.00196
02 Nov, 01	-0.00765	-0.01849	0	-0.01849	0.0003419	-0.00765
09 Nov, 01	-0.00457	-0.0087	0	-0.0087	7.569E-05	-0.00457
16 Nov, 01	0.020951	0.003525	0.000569	0.002956	8.738E-06	0.020382
23 Nov, 01	0.010505	0.010653	0.000569	0.010084	0.0001017	0.009936
30 Nov, 01	-0.00742	-0.00626	0	-0.00626	3.919E-05	-0.00742
07 Des, 01	-0.001851	-0.008143	0.000568	-0.008711	7.588E-05	-0.002419
14 Des, 01	-0.007125	-0.006683	0.000568	-0.007251	5.258E-05	-0.007693
21 Des, 01	0.011394	0.009504	0	0.009504	9.033E-05	0.011394
28 Des, 01	0.027751	0.036444	-0.00681	0.043254	0.0018709	0.034561
04 Jan, 02	-0.00534	-0.01743	-0.00743	-0.01	0.0001	0.00209
11 Jan, 02	0.07756	0.068935	-0.01612	0.085055	0.0072344	0.09368
18 Jan, 02	0.033311	0.035594	-0.00936	0.044954	0.0020209	0.042671
25 Jan, 02	0.067241	0.061087	-0.000569	0.061656	0.0038015	0.06781
01 Feb, 02	0.003089	-0.012419	-0.00236	-0.010059	0.0001012	0.005449
08 Feb, 02	-0.039669	-0.022066	0.00177	-0.023836	0.0005682	-0.041439
15 Feb, 02	0.031689	0.028379	-0.00237	0.030749	0.0009455	0.034059
22 Feb, 02	0.02264	0.022266	-0.000593	0.022859	0.0005225	0.023233
01 Mar, 02	-0.015841	-0.015727	-0.004147	-0.01158	0.0001341	-0.011694
08 Mar, 02	0.045591	0.050763	-0.00118	0.051943	0.0026981	0.046771
14 Mar, 02	-0.017314	-0.014994	0.000589	-0.015583	0.0002428	-0.017903
22 Mar, 02	0.013532	0.035772	0.004122	0.03165	0.0010017	0.00941
28 Mar, 02	-0.008865	-0.0061	0.007625	-0.013725	0.0001884	-0.01649
05 Apr, 02	0.0435965	0.0564973	0.018626	0.0378713	0.0014342	0.0249705
12 Apr, 02	0.10012	0.011957	0.001143	0.010814	0.0001169	0.098977
19 Apr, 02	-0.01765	0.034366	0.005137	0.029229	0.0008543	-0.022787
26 Apr, 02	0.010061	0.01348	0.000568	0.012912	0.0001667	0.009493
Total	0.0286833					
rata-rata	0.000551602					

Rekasadana Bima

Tanggal	Rpi	Rm	Rf	Rm - Rf	(Rm - Rf)2	Ri
4 Mei, 01	0.0322926	0.0368	0.001865	0.034935	0.0012205	0.0304276
11 Mei, 01	-0.009405	-0.013843	0.002481	-0.016324	0.0002665	-0.011886
18 Mei, 01	0.0104076	0.0173804	0.006188	0.0111924	0.0001253	0.0042196
25 Mei, 01	0.0188694	0.0356108	0.00246	0.0331508	0.001099	0.0164094
01 Juni, 01	-0.059136	0.016145	0.00184	0.014305	0.0002046	-0.060976
08 Juni, 01	0.006056	0.005793	0.003062	0.002731	7.458E-06	0.002994
15 Juni, 01	0.041168	0.047017	0.006105	0.040912	0.0016738	0.035063
22 Juni, 01	0.025837	0.047976	0.004248	0.043728	0.0019121	0.021589
29 Juni, 01	-0.01175	5.71E-05	0.006042	-0.005985	3.582E-05	-0.017792
06 Juli, 01	-0.00585	-0.01084	0.002402	-0.013242	0.0001754	-0.008252
13 Juli, 01	0.018746	0.030609	0.004194	0.026415	0.0006978	0.014552
20 Juli, 01	0.026703	0.03313	0.00895	0.02418	0.0005847	0.017753
27 Juli, 01	-0.0266	-0.02935	0.0106045	-0.039955	0.0015964	-0.037205
03 Agt, 01	-0.013782	-0.027339	0.004681	-0.03202	0.0010253	-0.018463
10 Agt, 01	0.006787	0.001204	-0.00233	0.003534	1.249E-05	0.009117
17 Agt, 01	-0.019017	-0.000815	0.009924	-0.010739	0.0001153	-0.028941
24 Agt, 01	0.016773	0.013553	-0.00809	0.021643	0.0004684	0.024863
31 Agt, 01	-0.004059	-0.012844	0.02972	-0.042564	0.0018117	-0.033779
07 Sep, 01	0.021366	0.018951	0.001132	0.017819	0.0003175	0.020234
14 Sep, 01	-0.03443	-0.040903	-0.0017	-0.039203	0.0015369	-0.03273
21 Sep, 01	-0.018433	-0.026374	0	-0.026374	0.0006956	-0.018433
28 Sep, 01	-0.02981	-0.05296	-0.0051	-0.04786	0.0022906	-0.02471
05 Okt, 01	-0.01105	-0.02775	0.001138	-0.028888	0.0008345	-0.012188
12 Okt, 01	-0.00432	-0.00784	-0.00057	-0.00727	5.285E-05	-0.00375
19 Okt, 01	0.014008	0.024448	0	0.024448	0.0005977	0.014008
26 Okt, 01	0.013074	-8.30E-05	0	-0.000083	6.889E-09	0.013074
02 Nov, 01	-0.00771	-0.01849	0	-0.01849	0.0003419	-0.00771
09 Nov, 01	-0.00492	-0.0087	0	-0.0087	7.569E-05	-0.00492
16 Nov, 01	0.015185	0.003525	0.000569	0.002956	8.738E-06	0.014616
23 Nov, 01	0.011452	0.010653	0.000569	0.010084	0.0001017	0.010883
30 Nov, 01	-0.00131	-0.00626	0	-0.00626	3.919E-05	-0.00131
07 Des, 01	-0.000147	-0.008143	0.000568	-0.008711	7.588E-05	-0.000715
14 Des, 01	0.002581	-0.006683	0.000568	-0.007251	5.258E-05	0.002013
21 Des, 01	0.003125	0.009504	0	0.009504	9.033E-05	0.003125
28 Des, 01	0.018984	0.036444	-0.00681	0.043254	0.0018709	0.025794
04 Jan, 02	-0.00779	-0.01743	-0.00743	-0.01	0.0001	-0.00036
11 Jan, 02	0.059257	0.068935	-0.01612	0.085055	0.0072344	0.075377
18 Jan, 02	0.024759	0.035594	-0.00936	0.044954	0.0020209	0.034119
25 Jan, 02	0.034035	0.061087	-0.000569	0.061656	0.0038015	0.034604
01 Feb, 02	-0.000839	-0.012419	-0.00236	-0.010059	0.0001012	0.001521
08 Feb, 02	-0.029661	-0.022066	0.00177	-0.023836	0.0005682	-0.031431
15 Feb, 02	0.028357	0.028379	-0.00237	0.030749	0.0009455	0.030727
22 Feb, 02	0.011133	0.022266	-0.000593	0.022859	0.0005225	0.011726
01 Mar, 02	-0.001597	-0.015727	-0.004147	-0.01158	0.0001341	0.00255
08 Mar, 02	0.032015	0.050763	-0.00118	0.051943	0.0026981	0.033195
14 Mar, 02	-0.018083	-0.014994	0.000589	-0.015583	0.0002428	-0.018672
22 Mar, 02	-0.002343	0.035772	0.004122	0.03165	0.0010017	-0.006465
28 Mar, 02	0.021759	-0.0061	0.007625	-0.013725	0.0001884	0.014134
05 Apr, 02	-0.010059	0.0564973	0.018626	0.0378713	0.0014342	-0.028685
12 Apr, 02	0.064132	0.011957	0.001143	0.010814	0.0001169	0.062989
19 Apr, 02	0.005094	0.034366	0.005137	0.029229	0.0008543	-4.3E-05
26 Apr, 02	0.003301	0.01348	0.000568	0.012912	0.0001667	0.002733
Total	0.2551556					
rata-rata	0.00490684					

Reksadana Si Dana Saham

Tanggal	Rpi	Rm	Rf	Rm - Rf	(Rm - Rf) ²	Ri
4 Mei, 01	0.2158842	0.0368	0.001865	0.034935	0.0012205	0.2140192
11 Mei, 01	-0.00823	-0.013843	0.002481	-0.016324	0.0002665	-0.010711
18 Mei, 01	0.0141274	0.0173804	0.006188	0.0111924	0.0001253	0.0079394
25 Mei, 01	0.0266666	0.0356108	0.00246	0.0331508	0.001099	0.024206
01 Juni, 01	0.0263744	0.016145	0.00184	0.014305	0.0002046	0.0245344
08 Juni, 01	-0.36857	0.005793	0.003062	0.002731	7.458E-06	-0.371632
15 Juni, 01	0.668968	0.047017	0.006105	0.040912	0.0016738	0.662863
22 Juni, 01	0.037141	0.047976	0.004248	0.043728	0.0019121	0.032893
29 Juni, 01	-0.02006	5.71E-05	0.006042	-0.005985	3.582E-05	-0.026102
06 Juli, 01	-0.00273	-0.01084	0.002402	-0.013242	0.0001754	-0.005132
13 Juli, 01	0.036861	0.030609	0.004194	0.026415	0.0006978	0.032667
20 Juli, 01	0.040037	0.03313	0.00895	0.02418	0.0005847	0.031087
27 Juli, 01	-0.02599	-0.02935	0.0106045	-0.039955	0.0015964	-0.036595
03 Agt, 01	-0.0246229	-0.027339	0.004681	-0.03202	0.0010253	-0.029304
10 Agt, 01	0.008299	0.001204	-0.00233	0.003534	1.249E-05	0.010629
17 Agt, 01	-0.00263	-0.000815	0.009924	-0.010739	0.0001153	-0.012554
24 Agt, 01	0.014347	0.013553	-0.00809	0.021643	0.0004684	0.022437
31 Agt, 01	-0.01759	-0.012844	0.02972	-0.042564	0.0018117	-0.04731
07 Sep, 01	0.020116	0.018951	0.001132	0.017819	0.0003175	0.018984
14 Sep, 01	-0.037078	-0.040903	-0.0017	-0.039203	0.0015369	-0.035378
21 Sep, 01	-0.015069	-0.026374	0	-0.026374	0.0006956	-0.015069
28 Sep, 01	-0.045278	-0.05296	-0.0051	-0.04786	0.0022906	-0.040178
05 Okt, 01	-0.01539	-0.02775	0.001138	-0.028888	0.0008345	-0.016528
12 Okt, 01	0.001537	-0.00784	-0.00057	-0.00727	5.285E-05	0.002107
19 Okt, 01	0.020804	0.024448	0	0.024448	0.0005977	0.020804
26 Okt, 01	0.007033	-8.30E-05	0	-0.000083	6.889E-09	0.007033
02 Nov, 01	-0.00346	-0.01849	0	-0.01849	0.0003419	-0.00346
09 Nov, 01	-0.00982	-0.0087	0	-0.0087	7.569E-05	-0.00982
16 Nov, 01	0.014677	0.003525	0.000569	0.002956	8.738E-06	0.014108
23 Nov, 01	0.013269	0.010653	0.000569	0.010084	0.0001017	0.0127
30 Nov, 01	-0.01288	-0.00626	0	-0.00626	3.919E-05	-0.01288
07 Des, 01	-0.008562	-0.008143	0.000568	-0.008711	7.588E-05	-0.00913
14 Des, 01	-0.002865	-0.006683	0.000568	-0.007251	5.258E-05	-0.003433
21 Des, 01	0.008344	0.009504	0	0.009504	9.033E-05	0.008344
28 Des, 01	0.024373	0.036444	-0.00681	0.043254	0.0018709	0.031183
04 Jan, 02	-0.00525	-0.01743	-0.00743	-0.01	0.0001	0.00218
11 Jan, 02	0.068695	0.068935	-0.01612	0.085055	0.0072344	0.084815
18 Jan, 02	0.025073	0.035594	-0.00936	0.044954	0.0020209	0.034433
25 Jan, 02	0.052294	0.061087	-0.000569	0.061656	0.0038015	0.052863
01 Feb, 02	0.0066666	-0.012419	-0.00236	-0.010059	0.0001012	0.0090266
08 Feb, 02	-0.033555	-0.022066	0.00177	-0.023836	0.0005682	-0.035325
15 Feb, 02	0.00705	0.028379	-0.00237	0.030749	0.0009455	0.00942
22 Feb, 02	0.054459	0.022266	-0.000593	0.022859	0.0005225	0.055052
01 Mar, 02	-0.016714	-0.015727	-0.004147	-0.01158	0.0001341	-0.012567
08 Mar, 02	0.039424	0.050763	-0.00118	0.051943	0.0026981	0.040604
14 Mar, 02	-0.014489	-0.014994	0.000589	-0.015583	0.0002428	-0.015078
22 Mar, 02	0.035553	0.035772	0.004122	0.03165	0.0010017	0.031431
28 Mar, 02	-5.90E-05	-0.0061	0.007625	-0.013725	0.0001884	-0.007684
05 Apr, 02	0.0374501	0.0564973	0.018626	0.0378713	0.0014342	0.0188241
12 Apr, 02	0.090717	0.011957	0.001143	0.010814	0.0001169	0.089574
19 Apr, 02	-0.00783	0.034366	0.005137	0.029229	0.0008543	-0.012967
26 Apr, 02	0.011139	0.01348	0.000568	0.012912	0.0001667	0.010571
Total	0.9286568					
rata-rata	0.017858785					

Reksadana Indosurya Khatulistiwa

Tanggal	Rpi	Rm	Rf	Rm - Rf	(Rm - Rf) ²	Ri
4 Mei, 01	0.0357017	0.0368	0.001865	0.034935	0.0012205	0.0338367
11 Mei, 01	-0.010087	-0.013843	0.002481	-0.016324	0.0002665	-0.012568
18 Mei, 01	0.0150221	0.0173804	0.006188	0.0111924	0.0001253	0.0088341
25 Mei, 01	0.0200777	0.0356108	0.00246	0.0331508	0.001099	0.0176177
01 Juni, 01	0.0260453	0.016145	0.00184	0.014305	0.0002046	0.0242053
08 Juni, 01	0.002862	0.005793	0.003062	0.002731	7.458E-06	-0.0002
15 Juni, 01	0.050878	0.047017	0.006105	0.040912	0.0016738	0.044773
22 Juni, 01	0.041157	0.047976	0.004248	0.043728	0.0019121	0.036909
29 Juni, 01	0.006645	5.71E-05	0.006042	-0.005985	3.582E-05	0.000603
06 Juli, 01	-0.00626	-0.01084	0.002402	-0.013242	0.0001754	-0.008662
13 Juli, 01	0.028574	0.030609	0.004194	0.026415	0.0006978	0.02438
20 Juli, 01	0.042961	0.03313	0.00895	0.02418	0.0005847	0.034011
27 Juli, 01	-0.01325	-0.02935	0.0106045	-0.039955	0.0015964	-0.023855
03 Agt, 01	-0.0266832	-0.027339	0.004681	-0.03202	0.0010253	-0.031364
10 Agt, 01	0.006494	0.001204	-0.00233	0.003534	1.249E-05	0.008824
17 Agt, 01	-0.000359	-0.000815	0.009924	-0.010739	0.0001153	-0.010283
24 Agt, 01	0.008506	0.013553	-0.00809	0.021643	0.0004684	0.016596
31 Agt, 01	-0.021442	-0.012844	0.02972	-0.042564	0.0018117	-0.051162
07 Sep, 01	0.015599	0.018951	0.001132	0.017819	0.0003175	0.014467
14 Sep, 01	-0.057209	-0.040903	-0.0017	-0.039203	0.0015369	-0.055509
21 Sep, 01	-0.01	-0.026374	0	-0.026374	0.0006956	-0.01
28 Sep, 01	-0.056171	-0.05296	-0.0051	-0.04786	0.0022906	-0.051071
05 Okt, 01	-0.01767	-0.02775	0.001138	-0.028888	0.0008345	-0.018808
12 Okt, 01	-0.01302	-0.00784	-0.00057	-0.00727	5.285E-05	-0.01245
19 Okt, 01	0.037768	0.024448	0	0.024448	0.0005977	0.037768
26 Okt, 01	-0.02338	-3.30E-05	0	-0.000083	6.889E-09	-0.02338
02 Nov, 01	-0.01346	-0.01849	0	-0.01849	0.0003419	-0.01346
09 Nov, 01	-0.01809	-0.0087	0	-0.0087	7.569E-05	-0.01809
16 Nov, 01	-0.012513	0.003525	0.000569	0.002956	8.738E-06	-0.013082
23 Nov, 01	0.007876	0.010653	0.000569	0.010084	0.0001017	0.007307
30 Nov, 01	-0.00474	-0.00626	0	-0.00626	3.919E-05	-0.00474
07 Des, 01	-0.01694	-0.008143	0.000568	-0.008711	7.588E-05	-0.017508
14 Des, 01	-0.031507	-0.006683	0.000568	-0.007251	5.258E-05	-0.032075
21 Des, 01	0.030078	0.009504	0	0.009504	9.033E-05	0.030078
28 Des, 01	0.066422	0.036444	-0.00681	0.043254	0.0018709	0.073232
04 Jan, 02	-0.00308	-0.01743	-0.00743	-0.01	0.0001	0.00435
11 Jan, 02	0.067638	0.068935	-0.01612	0.085055	0.0072344	0.083758
18 Jan, 02	0.02138	0.035594	-0.00936	0.044954	0.0020209	0.03074
25 Jan, 02	0.065249	0.061087	-0.000569	0.061656	0.0038015	0.065818
01 Feb, 02	-0.059472	-0.012419	-0.00236	-0.010059	0.0001012	-0.057112
08 Feb, 02	0.014108	-0.022066	0.00177	-0.023836	0.0005682	0.012338
15 Feb, 02	0.020511	0.028379	-0.00237	0.030749	0.0009455	0.022881
22 Feb, 02	-0.003152	0.022266	-0.000593	0.022859	0.0005225	-0.002559
01 Mar, 02	-0.012109	-0.015727	-0.004147	-0.01158	0.0001341	-0.007962
08 Mar, 02	-0.165346	0.050763	-0.00118	0.051943	0.0026981	-0.164166
14 Mar, 02	-0.007072	-0.014994	0.000589	-0.015583	0.0002428	-0.007661
22 Mar, 02	0.133518	0.035772	0.004122	0.03165	0.0010017	0.129396
28 Mar, 02	-0.007617	-0.0061	0.007625	-0.013725	0.0001884	-0.015242
05 Apr, 02	0.0065258	0.0564973	0.018626	0.0378713	0.0014342	-0.0121
12 Apr, 02	0.018228	0.011957	0.001143	0.010814	0.0001169	0.017085
19 Apr, 02	-0.04573	0.034366	0.005137	0.029229	0.0008543	-0.050867
26 Apr, 02	0.040929	0.01348	0.000568	0.012912	0.0001667	0.040361
Total	0.1743944					
rata-rata	0.003353738					

Reksadana Master Dinamis

Tanggal	Rpi	Rm	Rf	Rm - Rf	(Rm - Rf)2	Ri
4 Mei, 01	0.0510826	0.0368	0.001865	0.034935	0.0012205	0.0492176
11 Mei, 01	-0.020661	-0.013843	0.002481	-0.016324	0.0002665	-0.023142
18 Mei, 01	0.01151	0.0173804	0.006188	0.0111924	0.0001253	0.005322
25 Mei, 01	0.0433103	0.0356108	0.00246	0.0331508	0.001099	0.0408503
01 Juni, 01	0.0216821	0.016145	0.00184	0.014305	0.0002046	0.0198421
08 Juni, 01	0.003439	0.005793	0.003062	0.002731	7.458E-06	0.000377
15 Juni, 01	0.05736	0.047017	0.006105	0.040912	0.0016738	0.051255
22 Juni, 01	0.034193	0.047976	0.004248	0.043728	0.0019121	0.029945
29 Juni, 01	-0.01414	5.71E-05	0.006042	-0.005985	3.582E-05	-0.020182
06 Juli, 01	-0.01057	-0.01084	0.002402	-0.013242	0.0001754	-0.012972
13 Juli, 01	0.038975	0.030609	0.004194	0.026415	0.0006978	0.034781
20 Juli, 01	0.0404	0.03313	0.00895	0.02418	0.0005847	0.03145
27 Juli, 01	-0.04074	-0.02935	0.0106045	-0.039955	0.0015964	-0.051345
03 Agt, 01	-0.031917	-0.027339	0.004681	-0.03202	0.0010253	-0.036598
10 Agt, 01	-0.004171	0.001204	-0.00233	0.003534	1.249E-05	-0.001841
17 Agt, 01	-0.014838	-0.000815	0.009924	-0.010739	0.0001153	-0.024762
24 Agt, 01	0.020458	0.013553	-0.00809	0.021643	0.0004684	0.028548
31 Agt, 01	-0.020937	-0.012844	0.02972	-0.042564	0.0018117	-0.050657
07 Sep, 01	0.031793	0.018951	0.001132	0.017819	0.0003175	0.030661
14 Sep, 01	-0.055046	-0.040903	-0.0017	-0.039203	0.0015369	-0.053346
21 Sep, 01	-0.033262	-0.026374	0	-0.026374	0.0006956	-0.033262
28 Sep, 01	-0.03974	-0.05296	-0.0051	-0.04786	0.0022906	-0.03464
05 Okt, 01	-0.02613	-0.02775	0.001138	-0.028888	0.0008345	-0.027268
12 Okt, 01	0.004889	-0.00784	-0.00057	-0.00727	5.285E-05	0.005459
19 Okt, 01	0.026331	0.024448	0	0.024448	0.0005977	0.026331
26 Okt, 01	-0.00213	-8.30E-05	0	-0.000083	6.889E-09	-0.00213
02 Nov, 01	-0.02304	-0.01849	0	-0.01849	0.0003419	-0.02304
09 Nov, 01	-0.00277	-0.0087	0	-0.0087	7.569E-05	-0.00277
16 Nov, 01	-0.00101	0.003525	0.000569	0.002956	8.738E-06	-0.001579
23 Nov, 01	0.000215	0.010653	0.000569	0.010084	0.0001017	-0.000354
30 Nov, 01	-0.00523	-0.00626	0	-0.00626	3.919E-05	-0.00523
07 Des, 01	-0.016722	-0.008143	0.000568	-0.008711	7.588E-05	-0.01729
14 Des, 01	-0.032068	-0.006683	0.000568	-0.007251	5.258E-05	-0.032636
21 Des, 01	0.021104	0.009504	0	0.009504	9.033E-05	0.021104
28 Des, 01	0.030763	0.036444	-0.00681	0.043254	0.0018709	0.037573
04 Jan, 02	-0.00245	-0.01743	-0.00743	-0.01	0.0001	0.00498
11 Jan, 02	0.066799	0.068935	-0.01612	0.085055	0.0072344	0.082919
18 Jan, 02	0.017684	0.035594	-0.00936	0.044954	0.0020209	0.027044
25 Jan, 02	0.073317	0.061087	-0.000569	0.061656	0.0038015	0.073886
01 Feb, 02	0.000384	-0.012419	-0.00236	-0.010059	0.0001012	0.002744
08 Feb, 02	-0.046894	-0.022066	0.00177	-0.023836	0.0005682	-0.048664
15 Feb, 02	0.037586	0.028379	-0.00237	0.030749	0.0009455	0.039956
22 Feb, 02	0.014583	0.022266	-0.000593	0.022859	0.0005225	0.015176
01 Mar, 02	-0.010322	-0.015727	-0.004147	-0.01158	0.0001341	-0.006175
08 Mar, 02	0.037089	0.050763	-0.00118	0.051943	0.0026981	0.038269
14 Mar, 02	-0.007484	-0.014994	0.000589	-0.015583	0.0002428	-0.008073
22 Mar, 02	-0.043884	0.035772	0.004122	0.03165	0.0010017	-0.048006
28 Mar, 02	0.091608	-0.0061	0.007625	-0.013725	0.0001884	0.083983
05 Apr, 02	0.0517547	0.0564973	0.018626	0.0378713	0.0014342	0.0331287
12 Apr, 02	0.09445	0.011957	0.001143	0.010814	0.0001169	0.093307
19 Apr, 02	-0.04084	0.034366	0.005137	0.029229	0.0008543	-0.045977
26 Apr, 02	0.014725	0.01348	0.000568	0.012912	0.0001667	0.014157
Total	0.3904887					
rata-rata	0.007509398					

Reksadana Pinisi Dana Saham

Tanggal	Rpi	Rm	Rf	Rm - Rf	(Rm - Rf)2	Ri
4 Mei, 01	0.0463352	0.0368	0.001865	0.034935	0.0012205	0.0444702
11 Mei, 01	-0.016343	-0.013843	0.002481	-0.016324	0.0002665	-0.018824
18 Mei, 01	0.0163123	0.0173804	0.006188	0.0111924	0.0001253	0.0101243
25 Mei, 01	0.0373927	0.0356108	0.00246	0.0331508	0.001099	0.0349327
01 Juni, 01	0.0283427	0.016145	0.00184	0.014305	0.0002046	0.0265027
08 Juni, 01	0.007252	0.005793	0.003062	0.002731	7.458E-06	0.00419
15 Juni, 01	0.051954	0.047017	0.006105	0.040912	0.0016738	0.045849
22 Juni, 01	0.036677	0.047976	0.004248	0.043728	0.0019121	0.032429
29 Juni, 01	-0.00886	5.71E-05	0.006042	-0.005985	3.582E-05	-0.014902
06 Juli, 01	-0.00784	-0.01084	0.002402	-0.013242	0.0001754	-0.010242
13 Juli, 01	0.03578	0.030609	0.004194	0.026415	0.0006978	0.031586
20 Juli, 01	0.037436	0.03313	0.00895	0.02418	0.0005847	0.028486
27 Juli, 01	-0.0347	-0.02935	0.0106045	-0.039955	0.0015964	-0.045305
03 Agt, 01	-0.022583	-0.027339	0.004681	-0.03202	0.0010253	-0.027264
10 Agt, 01	0.004949	0.001204	-0.00233	0.003534	1.249E-05	0.007279
17 Agt, 01	-0.007888	-0.000815	0.009924	-0.010739	0.0001153	-0.017812
24 Agt, 01	0.017473	0.013553	-0.00809	0.021643	0.0004684	0.025563
31 Agt, 01	-0.010349	-0.012844	0.02972	-0.042564	0.0018117	-0.040069
07 Sep, 01	0.030641	0.018951	0.001132	0.017819	0.0003175	0.029509
14 Sep, 01	-0.042442	-0.040903	-0.0017	-0.039203	0.0015369	-0.040742
21 Sep, 01	-0.023653	-0.026374	0	-0.026374	0.0006956	-0.023653
28 Sep, 01	-0.045537	-0.05296	-0.0051	-0.04786	0.0022906	-0.040437
05 Okt, 01	-0.02626	-0.02775	0.001138	-0.028888	0.0008345	-0.027398
12 Okt, 01	0.0003	-0.00784	-0.00057	-0.00727	5.285E-05	0.00087
19 Okt, 01	0.02304	0.024448	0	0.024448	0.0005977	0.02304
26 Okt, 01	0.00692	-8.30E-05	0	-0.000083	6.889E-09	0.00692
02 Nov, 01	-0.01756	-0.01849	0	-0.01849	0.0003419	-0.01756
09 Nov, 01	-0.00801	-0.0087	0	-0.0087	7.569E-05	-0.00801
16 Nov, 01	0.020316	0.003525	0.000569	0.002956	8.738E-06	0.019747
23 Nov, 01	0.08158	0.010653	0.000569	0.010084	0.0001017	0.081011
30 Nov, 01	-0.01362	-0.00626	0	-0.00626	3.919E-05	-0.01362
07 Des, 01	-0.010002	-0.008143	0.000568	-0.008711	7.588E-05	-0.01057
14 Des, 01	-0.032068	-0.006683	0.000568	-0.007251	5.258E-05	-0.032636
21 Des, 01	0.005084	0.009504	0	0.009504	9.033E-05	0.005084
28 Des, 01	0.036014	0.036444	-0.00681	0.043254	0.0018709	0.042824
04 Jan, 02	-0.01484	-0.01743	-0.00743	-0.01	0.0001	-0.00741
11 Jan, 02	0.094443	0.068935	-0.01612	0.085055	0.0072344	0.110563
18 Jan, 02	0.038381	0.035594	-0.00936	0.044954	0.0020209	0.047741
25 Jan, 02	0.07587	0.061087	-0.000569	0.061656	0.0038015	0.076439
01 Feb, 02	0.003062	-0.012419	-0.00236	-0.010059	0.0001012	0.005422
08 Feb, 02	-0.038208	-0.022066	0.00177	-0.023836	0.0005682	-0.039978
15 Feb, 02	0.035781	0.028379	-0.00237	0.030749	0.0009455	0.038151
22 Feb, 02	0.020807	0.022266	-0.000593	0.022859	0.0005225	0.0214
01 Mar, 02	-0.016498	-0.015727	-0.004147	-0.01158	0.0001341	-0.012351
08 Mar, 02	0.046205	0.050763	-0.00118	0.051943	0.0026981	0.047385
14 Mar, 02	-0.014473	-0.014994	0.000589	-0.015583	0.0002428	-0.015062
22 Mar, 02	0.016396	0.035772	0.004122	0.03165	0.0010017	0.012274
28 Mar, 02	0.022595	-0.0061	0.007625	-0.013725	0.0001884	0.01497
05 Apr, 02	0.0509791	0.0564973	0.018626	0.0378713	0.0014342	0.0323531
12 Apr, 02	0.111993	0.011957	0.001143	0.010814	0.0001169	0.11085
19 Apr, 02	-0.02897	0.034366	0.005137	0.029229	0.0008543	-0.034107
26 Apr, 02	0.00947	0.01348	0.000568	0.012912	0.0001667	0.008902
Total	0.609077					
rata-rata	0.011713019					

Reksadana Panin Dana Maksima

Tanggal	Rpi	Rm	Rf	Rm - Rf	(Rm - Rf)2	Ri
4 Mei, 01	0.0521953	0.0368	0.001865	0.034935	0.0012205	0.0503303
11 Mei, 01	-0.022302	-0.013843	0.002481	-0.016324	0.0002665	-0.024783
18 Mei, 01	0.0306944	0.0173804	0.006188	0.0111924	0.0001253	0.0245064
25 Mei, 01	0.0552079	0.0356108	0.00246	0.0331508	0.001099	0.0527479
01 Juni, 01	0.0263527	0.016145	0.00184	0.014305	0.0002046	0.0245127
08 Juni, 01	0.001745	0.005793	0.003062	0.002731	7.458E-06	-0.001317
15 Juni, 01	0.042886	0.047017	0.006105	0.040912	0.0016738	0.036781
22 Juni, 01	0.067284	0.047976	0.004248	0.043728	0.0019121	0.063036
29 Juni, 01	0.00348	5.71E-05	0.006042	-0.005985	3.582E-05	-0.002562
06 Juli, 01	-0.00988	-0.01084	0.002402	-0.013242	0.0001754	-0.012282
13 Juli, 01	0.023278	0.030609	0.004194	0.026415	0.0006978	0.019084
20 Juli, 01	0.019483	0.03313	0.00895	0.02418	0.0005847	0.010533
27 Juli, 01	-0.02221	-0.02935	0.0106045	-0.039955	0.0015964	-0.032815
03 Agt, 01	-0.018254	-0.027339	0.004681	-0.03202	0.0010253	-0.022935
10 Agt, 01	-0.008101	0.001204	-0.00233	0.003534	1.249E-05	-0.005771
17 Agt, 01	-0.008089	-0.000815	0.009924	-0.010739	0.0001153	-0.018013
24 Agt, 01	0.003953	0.013553	-0.00809	0.021643	0.0004684	0.012043
31 Agt, 01	-0.013118	-0.012844	0.02972	-0.042564	0.0018117	-0.042838
07 Sep, 01	0.008128	0.018951	0.001132	0.017819	0.0003175	0.006996
14 Sep, 01	-0.04892	-0.040903	-0.0017	-0.039203	0.0015369	-0.04722
21 Sep, 01	-0.024352	-0.026374	0	-0.026374	0.0006956	-0.024352
28 Sep, 01	-0.038311	-0.05296	-0.0051	-0.04786	0.0022906	-0.033211
05 Okt, 01	-0.0171	-0.02775	0.001138	-0.028888	0.0008345	-0.018238
12 Okt, 01	-0.00389	-0.00784	-0.00057	-0.00727	5.285E-05	-0.00332
19 Okt, 01	0.03374	0.024448	0	0.024448	0.0005977	0.03374
26 Okt, 01	-0.0055	-8.30E-05	0	-0.000083	6.889E-09	-0.0055
02 Nov, 01	-0.00733	-0.01849	0	-0.01849	0.0003419	-0.00733
09 Nov, 01	-0.01711	-0.0087	0	-0.0087	7.569E-05	-0.01711
16 Nov, 01	0.00809	0.003525	0.000569	0.002956	8.738E-06	0.007521
23 Nov, 01	0.009728	0.010653	0.000569	0.010084	0.0001017	0.009159
30 Nov, 01	-0.01091	-0.00626	0	-0.00626	3.919E-05	-0.01091
07 Des, 01	0.009154	-0.008143	0.000568	-0.008711	7.588E-05	0.008586
14 Des, 01	-0.004807	-0.006683	0.000568	-0.007251	5.258E-05	-0.005375
21 Des, 01	0.021917	0.009504	0	0.009504	9.033E-05	0.021917
28 Des, 01	0.03976	0.036444	-0.00681	0.043254	0.0018709	0.04657
04 Jan, 02	-0.02087	-0.01743	-0.00743	-0.01	0.0001	-0.01344
11 Jan, 02	0.065502	0.068935	-0.01612	0.085055	0.0072344	0.081622
18 Jan, 02	0.032624	0.035594	-0.00936	0.044954	0.0020209	0.041984
25 Jan, 02	0.039091	0.061087	-0.000569	0.061656	0.0038015	0.03966
01 Feb, 02	0.020746	-0.012419	-0.00236	-0.010059	0.0001012	0.023106
08 Feb, 02	-0.023101	-0.022066	0.00177	-0.023836	0.0005682	-0.024871
15 Feb, 02	0.032003	0.028379	-0.00237	0.030749	0.0009455	0.034373
22 Feb, 02	0.009959	0.022266	-0.000593	0.022859	0.0005225	0.010552
01 Mar, 02	-0.01592	-0.015727	-0.004147	-0.01158	0.0001341	-0.011773
08 Mar, 02	0.044101	0.050763	-0.00118	0.051943	0.0026981	0.045281
14 Mar, 02	-0.010112	-0.014994	0.000589	-0.015583	0.0002428	-0.010701
22 Mar, 02	-0.240779	0.035772	0.004122	0.03165	0.0010017	-0.244901
28 Mar, 02	0.355753	-0.0061	0.007625	-0.013725	0.0001884	0.348128
05 Apr, 02	0.0433609	0.0564973	0.018626	0.0378713	0.0014342	0.0247349
12 Apr, 02	0.100939	0.011957	0.001143	0.010814	0.0001169	0.099796
19 Apr, 02	0.011354	0.034366	0.005137	0.029229	0.0008543	0.006217
26 Apr, 02	0.0283	0.01348	0.000568	0.012912	0.0001667	0.027732
Total	0.6498432					
rata-rata	0.012496985					

Reksadana Rencana Cerdas

Tanggal	Rpi	Rm	Rf	Rm - Rf	(Rm - Rf)2	Ri
4 Mei, 01	0.0396912	0.0368	0.001865	0.034935	0.0012205	0.0378262
11 Mei, 01	-0.012552	-0.013843	0.002481	-0.016324	0.0002665	-0.015033
18 Mei, 01	0.0152484	0.0173804	0.006188	0.0111924	0.0001253	0.0090604
25 Mei, 01	0.0337936	0.0356108	0.00246	0.0331508	0.001099	0.0313336
01 Juni, 01	0.0398101	0.016145	0.00184	0.014305	0.0002046	0.0379701
08 Juni, 01	0.01389	0.005793	0.003062	0.002731	7.458E-06	0.010828
15 Juni, 01	0.056859	0.047017	0.006105	0.040912	0.0016738	0.050754
22 Juni, 01	0.037462	0.047976	0.004248	0.043728	0.0019121	0.033214
29 Juni, 01	-0.01054	5.71E-05	0.006042	-0.005985	3.582E-05	-0.016582
06 Juli, 01	-0.00149	-0.01084	0.002402	-0.013242	0.0001754	-0.003892
13 Juli, 01	0.038277	0.030609	0.004194	0.026415	0.0006978	0.034083
20 Juli, 01	0.034695	0.03313	0.00895	0.02418	0.0005847	0.025745
27 Juli, 01	-0.01755	-0.02935	0.0106045	-0.039955	0.0015964	-0.028155
03 Agt, 01	-0.023193	-0.027339	0.004681	-0.03202	0.0010253	-0.027874
10 Agt, 01	0.006801	0.001204	-0.00233	0.003534	1.249E-05	0.009131
17 Agt, 01	-0.004198	-0.000815	0.009924	-0.010739	0.0001153	-0.014122
24 Agt, 01	0.013701	0.013553	-0.00809	0.021643	0.0004684	0.021791
31 Agt, 01	-0.009763	-0.012844	0.02972	-0.042564	0.0018117	-0.039483
07 Sep, 01	0.030894	0.018951	0.001132	0.017819	0.0003175	0.029762
14 Sep, 01	-0.042002	-0.040903	-0.0017	-0.039203	0.0015369	-0.040302
21 Sep, 01	-0.029058	-0.026374	0	-0.026374	0.0006956	-0.029058
28 Sep, 01	-0.042928	-0.05296	-0.0051	-0.04786	0.0022906	-0.037828
05 Okt, 01	-0.01466	-0.02775	0.001138	-0.028888	0.0008345	-0.015798
12 Okt, 01	-0.01022	-0.00784	-0.00057	-0.00727	5.285E-05	-0.00965
19 Okt, 01	0.02253	0.024448	0	0.024448	0.0005977	0.02253
26 Okt, 01	0.003639	-8.30E-05	0	-0.000083	6.889E-09	0.003639
02 Nov, 01	-0.00903	-0.01849	0	-0.01849	0.0003419	-0.00903
09 Nov, 01	-0.02024	-0.0087	0	-0.0087	7.569E-05	-0.02024
16 Nov, 01	0.018796	0.003525	0.000569	0.002956	8.738E-06	0.018227
23 Nov, 01	0.022086	0.010653	0.000569	0.010084	0.0001017	0.021517
30 Nov, 01	-0.00462	-0.00626	0	-0.00626	3.919E-05	-0.00462
07 Des, 01	-0.005312	-0.008143	0.000568	-0.008711	7.588E-05	-0.00588
14 Des, 01	-0.006533	-0.006683	0.000568	-0.007251	5.258E-05	-0.007101
21 Des, 01	0.005058	0.009504	0	0.009504	9.033E-05	0.005058
28 Des, 01	0.026531	0.036444	-0.00681	0.043254	0.0018709	0.033341
04 Jan, 02	-0.00067	-0.01743	-0.00743	-0.01	0.0001	0.00676
11 Jan, 02	0.077822	0.068935	-0.01612	0.085055	0.0072344	0.093942
18 Jan, 02	0.031522	0.035594	-0.00936	0.044954	0.0020209	0.040882
25 Jan, 02	0.056788	0.061087	-0.000569	0.061656	0.0038015	0.057357
01 Feb, 02	0.010813	-0.012419	-0.00236	-0.010059	0.0001012	0.013173
08 Feb, 02	-0.035699	-0.022066	0.00177	-0.023836	0.0005682	-0.037469
15 Feb, 02	0.041833	0.028379	-0.00237	0.030749	0.0009455	0.044203
22 Feb, 02	0.039123	0.022266	-0.000593	0.022859	0.0005225	0.039716
01 Mar, 02	-0.017062	-0.015727	-0.004147	-0.01158	0.0001341	-0.012915
08 Mar, 02	0.051829	0.050763	-0.00118	0.051943	0.0026981	0.053009
14 Mar, 02	-0.023558	-0.014994	0.000589	-0.015583	0.0002428	-0.024147
22 Mar, 02	0.025708	0.035772	0.004122	0.03165	0.0010017	0.021586
28 Mar, 02	-0.01298	-0.0061	0.007625	-0.013725	0.0001884	-0.020605
05 Apr, 02	0.0361544	0.0564973	0.018626	0.0378713	0.0014342	0.0175284
12 Apr, 02	0.093603	0.011957	0.001143	0.010814	0.0001169	0.09246
19 Apr, 02	-0.00756	0.034366	0.005137	0.029229	0.0008543	-0.012697
26 Apr, 02	0.018767	0.01348	0.000568	0.012912	0.0001667	0.018199
Total	0.5823067					
rata-rata	0.011198206					

Reksadana Niaga Saham

Rpi	Rm	Rf	Rm - Rf	(Rm - Rf) ²	Ri
0.02658	0.0368	0.001865	0.034935	0.0012205	0.024715
-0.018451	-0.013843	0.002481	-0.016324	0.0002665	-0.020932
0.0097886	0.0173804	0.006188	0.0111924	0.0001253	0.0036006
0.0166864	0.0356108	0.00246	0.0331508	0.001099	0.0142264
0.024705	0.016145	0.00184	0.014305	0.0002046	0.022865
0.004445	0.005793	0.003062	0.002731	7.458E-06	0.001383
0.038284	0.047017	0.006105	0.040912	0.0016738	0.032179
0.027842	0.047976	0.004248	0.043728	0.0019121	0.023594
-0.0043	5.71E-05	0.006042	-0.005985	3.582E-05	-0.010342
-0.00717	-0.01084	0.002402	-0.013242	0.0001754	-0.009572
0.029086	0.030609	0.004194	0.026415	0.0006978	0.024892
0.051206	0.03313	0.00895	0.02418	0.0005847	0.042256
-0.03149	-0.02935	0.0106045	-0.039955	0.0015964	-0.042095
-0.030238	-0.027339	0.004681	-0.03202	0.0010253	-0.034919
0.004066	0.001204	-0.00233	0.003534	1.249E-05	0.006396
-0.018938	-0.000815	0.009924	-0.010739	0.0001153	-0.028862
0.014816	0.013553	-0.00809	0.021643	0.0004684	0.022906
-0.012504	-0.012844	0.02972	-0.042564	0.0018117	-0.042224
0.020572	0.018951	0.001132	0.017819	0.0003175	0.01944
-0.049214	-0.040903	-0.0017	-0.039203	0.0015369	-0.047514
-0.027872	-0.026374	0	-0.026374	0.0006956	-0.027872
-0.042229	-0.05296	-0.0051	-0.04786	0.0022906	-0.037129
-0.00866	-0.02775	0.001138	-0.028888	0.0008345	-0.009798
-0.01112	-0.00784	-0.00057	-0.00727	5.285E-05	-0.01055
0.01909	0.024448	0	0.024448	0.0005977	0.01909
0.004774	-8.30E-05	0	-0.000083	6.839E-09	0.004774
-0.01064	-0.01849	0	-0.01849	0.0003419	-0.01064
-0.01955	-0.0087	0	-0.0087	7.569E-05	-0.01955
0.017887	0.003525	0.000569	0.002956	8.738E-06	0.017318
0.022078	0.010653	0.000569	0.010084	0.0001017	0.021509
-0.02068	-0.00626	0	-0.00626	3.919E-05	-0.02068
-0.010098	-0.008143	0.000568	-0.008711	7.588E-05	-0.010666
-0.012343	-0.006683	0.000568	-0.007251	5.258E-05	-0.012911
0.011738	0.009504	0	0.009504	9.033E-05	0.011738
0.019726	0.036444	-0.00681	0.043254	0.0018709	0.026536
-0.0145	-0.01743	-0.00743	-0.01	0.0001	-0.00707
0.073241	0.068935	-0.01612	0.085055	0.0072344	0.089361
0.018179	0.035594	-0.00936	0.044954	0.0020209	0.027539
0.051036	0.061087	-0.000569	0.061656	0.0038015	0.051605
0.003891	-0.012419	-0.00236	-0.010059	0.0001012	0.006251
-0.025403	-0.022066	0.00177	-0.023836	0.0005682	-0.027173
0.033227	0.028379	-0.00237	0.030749	0.0009455	0.035597
0.020092	0.022266	-0.000593	0.022859	0.0005225	0.020685
-0.014031	-0.015727	-0.004147	-0.01158	0.0001341	-0.009884
0.027203	0.050763	-0.00118	0.051943	0.0026981	0.028383
-0.003923	-0.014994	0.000589	-0.015583	0.0002428	-0.004512
0.019444	0.035772	0.004122	0.03165	0.0010017	0.015322
0.004029	-0.0061	0.007625	-0.013725	0.0001884	-0.003596
0.0340299	0.0564973	0.018626	0.0378713	0.0014342	0.0154039
0.117749	0.011957	0.001143	0.010814	0.0001169	0.116606
-0.01319	0.034366	0.005137	0.029229	0.0008543	-0.018327
0.006832	0.01348	0.000568	0.012912	0.0001667	0.006264
0.3657789					
0.00703421					

Reksadana Schroder Dana Prestasi Plus

Tanggal	Rpi	Rm	Rf	Rm - Rf	(Rm - Rf)2	Ri
4 Mei, 01	0.0391335	0.0368	0.001865	0.034935	0.0012205	0.0372685
11 Mei, 01	-0.020198	-0.013843	0.002481	-0.016324	0.0002665	-0.022679
18 Mei, 01	0.0195824	0.0173804	0.006188	0.0111924	0.0001253	0.0133944
25 Mei, 01	0.0257043	0.0356108	0.00246	0.0331508	0.001099	0.0232443
01 Juni, 01	0.0319022	0.016145	0.00184	0.014305	0.0002046	0.0300622
08 Juni, 01	0.009174	0.005793	0.003062	0.002731	7.458E-06	0.006112
15 Juni, 01	0.045409	0.047017	0.006105	0.040912	0.0016738	0.039304
22 Juni, 01	0.028789	0.047976	0.004248	0.043728	0.0019121	0.024541
29 Juni, 01	-0.00589	5.71E-05	0.006042	-0.005985	3.582E-05	-0.011932
06 Juli, 01	-0.00249	-0.01084	0.002402	-0.013242	0.0001754	-0.004892
13 Juli, 01	0.033019	0.030609	0.004194	0.026415	0.0006978	0.028825
20 Juli, 01	0.027088	0.03313	0.00895	0.02418	0.0005847	0.018138
27 Juli, 01	-0.02478	-0.02935	0.0106045	-0.039955	0.0015964	-0.035385
03 Agt, 01	-0.023618	-0.027339	0.004681	-0.03202	0.0010253	-0.028299
10 Agt, 01	0.005727	0.001204	-0.00233	0.003534	1.249E-05	0.008057
17 Agt, 01	-0.008325	-0.000815	0.009924	-0.010739	0.0001153	-0.018249
24 Agt, 01	0.016789	0.013553	-0.00809	0.021643	0.0004684	0.024879
31 Agt, 01	-0.015295	-0.012844	0.02972	-0.042564	0.0018117	-0.045015
07 Sep, 01	0.0283434	0.018951	0.001132	0.017819	0.0003175	0.0272114
14 Sep, 01	-0.049123	-0.040903	-0.0017	-0.039203	0.0015369	-0.047423
21 Sep, 01	-0.015389	-0.026374	0	-0.026374	0.0006956	-0.015389
28 Sep, 01	-0.041646	-0.05296	-0.0051	-0.04786	0.0022906	-0.036546
05 Okt, 01	-0.01156	-0.02775	0.001138	-0.028888	0.0008345	-0.012698
12 Okt, 01	-0.00222	-0.00784	-0.00057	-0.00727	5.285E-05	-0.00165
19 Okt, 01	0.024925	0.024448	0	0.024448	0.0005977	0.024925
26 Okt, 01	-0.01024	-8.30E-05	0	-0.000083	6.889E-09	-0.01024
02 Nov, 01	-0.00767	-0.01849	0	-0.01849	0.0003419	-0.00767
09 Nov, 01	-0.01033	-0.0087	0	-0.0087	7.569E-05	-0.01033
16 Nov, 01	0.022087	0.003525	0.000569	0.002956	8.738E-06	0.021518
23 Nov, 01	0.023772	0.010653	0.000569	0.010084	0.0001017	0.023203
30 Nov, 01	0.002597	-0.00626	0	-0.00626	3.919E-05	0.002597
07 Des, 01	-0.000399	-0.008143	0.000568	-0.008711	7.588E-05	-0.000967
14 Des, 01	-0.010892	-0.006683	0.000568	-0.007251	5.258E-05	-0.01146
21 Des, 01	0.009509	0.009504	0	0.009504	9.033E-05	0.009509
28 Des, 01	0.02899	0.036444	-0.00681	0.043254	0.0018709	0.0358
04 Jan, 02	-0.00251	-0.01743	-0.00743	-0.01	0.0001	0.00492
11 Jan, 02	0.094356	0.068935	-0.01612	0.085055	0.0072344	0.110476
18 Jan, 02	0.043436	0.035594	-0.00936	0.044954	0.0020209	0.052796
25 Jan, 02	0.069687	0.061087	-0.000569	0.061656	0.0038015	0.070256
01 Feb, 02	0.008036	-0.012419	-0.00236	-0.010059	0.0001012	0.010396
08 Feb, 02	-0.041561	-0.022066	0.00177	-0.023836	0.0005682	-0.043331
15 Feb, 02	0.039648	0.028379	-0.00237	0.030749	0.0009455	0.042018
22 Feb, 02	0.036609	0.022266	-0.000593	0.022859	0.0005225	0.037202
01 Mar, 02	-0.016048	-0.015727	-0.004147	-0.01158	0.0001341	-0.011901
08 Mar, 02	0.051095	0.050763	-0.00118	0.051943	0.0026981	0.052275
14 Mar, 02	-0.006687	-0.014994	0.000589	-0.015583	0.0002428	-0.007276
22 Mar, 02	0.022778	0.035772	0.004122	0.03165	0.0010017	0.018656
28 Mar, 02	-0.008077	-0.0061	0.007625	-0.013725	0.0001884	-0.015702
05 Apr, 02	0.0392823	0.0564973	0.018626	0.0378713	0.0014342	0.0206563
12 Apr, 02	0.103012	0.011957	0.001143	0.010814	0.0001169	0.101869
19 Apr, 02	-0.00822	0.034366	0.005137	0.029229	0.0008543	-0.013357
26 Apr, 02	0.011568	0.01348	0.000568	0.012912	0.0001667	0.011
Total	0.5988801					
rata-rata	0.01151693					

Reksadana GTF Sejahtera

Tanggal	Rpi	Rm	Rf	Rm - Rf	(Rm - Rf) ²	Ri
4 Mei, 01	0.0143917	0.0368	0.001865	0.034935	0.0012205	0.0125267
11 Mei, 01	-0.011966	-0.013843	0.002481	-0.016324	0.0002665	-0.014447
18 Mei, 01	0.0050006	0.0173804	0.006188	0.0111924	0.0001253	-0.001187
25 Mei, 01	0.0465265	0.0356108	0.00246	0.0331508	0.001099	0.0440665
01 Juni, 01	0.0095173	0.016145	0.00184	0.014305	0.0002046	0.0076773
08 Juni, 01	0.015129	0.005793	0.003062	0.002731	7.458E-06	0.012067
15 Juni, 01	0.026594	0.047017	0.006105	0.040912	0.0016738	0.020489
22 Juni, 01	0.011212	0.047976	0.004248	0.043728	0.0019121	0.006964
29 Juni, 01	-0.01225	5.71E-05	0.006042	-0.005985	3.582E-05	-0.018292
06 Juli, 01	-0.01113	-0.01084	0.002402	-0.013242	0.0001754	-0.013532
13 Juli, 01	0.022369	0.030609	0.004194	0.026415	0.0006978	0.018175
20 Juli, 01	0.032657	0.03313	0.00895	0.02418	0.0005847	0.023707
27 Juli, 01	-0.02333	-0.02935	0.0106045	-0.039955	0.0015964	-0.033935
03 Agt, 01	-0.019237	-0.027339	0.004681	-0.03202	0.0010253	-0.023918
10 Agt, 01	-0.012741	0.001204	-0.00233	0.003534	1.249E-05	-0.010411
17 Agt, 01	0.002236	-0.000815	0.009924	-0.010739	0.0001153	-0.007688
24 Agt, 01	0.011193	0.013553	-0.00809	0.021643	0.0004684	0.019283
31 Agt, 01	-0.014634	-0.012844	0.02972	-0.042564	0.0018117	-0.044354
07 Sep, 01	0.030244	0.018951	0.001132	0.017819	0.0003175	0.029112
14 Sep, 01	-0.031707	-0.040903	-0.0017	-0.039203	0.0015369	-0.030007
21 Sep, 01	-0.02601	-0.026374	0	-0.026374	0.0006956	-0.02601
28 Sep, 01	-0.030353	-0.05296	-0.0051	-0.04786	0.0022906	-0.025253
05 Okt, 01	-0.01532	-0.02775	0.001138	-0.028888	0.0008345	-0.016458
12 Okt, 01	-0.00299	-0.00784	-0.00057	-0.00727	5.285E-05	-0.00242
19 Okt, 01	0.014349	0.024448	0	0.024448	0.0005977	0.014349
26 Okt, 01	0.002632	-8.30E-05	0	-0.000083	6.889E-09	0.002632
02 Nov, 01	-0.00823	-0.01849	0	-0.01849	0.0003419	-0.00823
09 Nov, 01	-0.01043	-0.0087	0	-0.0087	7.569E-05	-0.01043
16 Nov, 01	0.007387	0.003525	0.000569	0.002956	8.738E-06	0.006818
23 Nov, 01	0.015102	0.010653	0.000569	0.010084	0.0001017	0.014533
30 Nov, 01	-0.0067	-0.00626	0	-0.00626	3.919E-05	-0.0067
07 Des, 01	-0.001894	-0.008143	0.000568	-0.008711	7.588E-05	-0.002462
14 Des, 01	-0.00978	-0.006683	0.000568	-0.007251	5.258E-05	-0.010348
21 Des, 01	0.016572	0.009504	0	0.009504	9.033E-05	0.016572
28 Des, 01	0.023709	0.036444	-0.00681	0.043254	0.0018709	0.030519
04 Jan, 02	-0.01405	-0.01743	-0.00743	-0.01	0.0001	-0.00662
11 Jan, 02	0.069449	0.068935	-0.01612	0.085055	0.0072344	0.085569
18 Jan, 02	0.021581	0.035594	-0.00936	0.044954	0.0020209	0.030941
25 Jan, 02	0.045003	0.061087	-0.000569	0.061656	0.0038015	0.045572
01 Feb, 02	-0.002392	-0.012419	-0.00236	-0.010059	0.0001012	-3.2E-05
08 Feb, 02	-0.038696	-0.022066	0.00177	-0.023836	0.0005682	-0.040466
15 Feb, 02	0.030766	0.028379	-0.00237	0.030749	0.0009455	0.033136
22 Feb, 02	0.014185	0.022266	-0.000593	0.022859	0.0005225	0.014778
01 Mar, 02	-0.012948	-0.015727	-0.004147	-0.01158	0.0001341	-0.008801
08 Mar, 02	0.038492	0.050763	-0.00118	0.051943	0.0026981	0.039672
14 Mar, 02	-0.019107	-0.014994	0.000589	-0.015583	0.0002428	-0.019696
22 Mar, 02	0.003916	0.035772	0.004122	0.03165	0.0010017	-0.000206
28 Mar, 02	-0.012174	-0.0061	0.007625	-0.013725	0.0001884	-0.019799
05 Apr, 02	0.065432	0.0564973	0.018626	0.0378713	0.0014342	0.046806
12 Apr, 02	-1.40E-05	0.011957	0.001143	0.010814	0.0001169	-0.001157
19 Apr, 02	0.004685	0.034366	0.005137	0.029229	0.0008543	-0.000452
26 Apr, 02	0.00995	0.01348	0.000568	0.012912	0.0001667	0.009382
Total	0.2621971					
rata-rata	0.005042252					

Reksadana GTF Agresif

Tanggal	Rpi	Rm	Rf	Rm - Rf	(Rm - Rf) ²	Ri
4 Mei, 01	0.0195504	0.0368	0.001865	0.034935	0.0012205	0.0176854
11 Mei, 01	-0.016369	-0.013843	0.002481	-0.016324	0.0002665	-0.01885
18 Mei, 01	0.0106283	0.0173804	0.006188	0.0111924	0.0001253	0.0044403
25 Mei, 01	0.0174056	0.0356108	0.00246	0.0331508	0.001099	0.0149456
01 Juni, 01	0.0270299	0.016145	0.00184	0.014305	0.0002046	0.0251899
08 Juni, 01	0.000694	0.005793	0.003062	0.002731	7.458E-06	-0.002368
15 Juni, 01	0.007159	0.047017	0.006105	0.040912	0.0016738	0.001054
22 Juni, 01	0.018963	0.047976	0.004248	0.043728	0.0019121	0.014715
29 Juni, 01	0.010796	5.71E-05	0.006042	-0.0059849	3.582E-05	0.004754
06 Juli, 01	-0.00219	-0.01084	0.002402	-0.013242	0.0001754	-0.004592
13 Juli, 01	0.038836	0.030609	0.004194	0.026415	0.0006978	0.034642
20 Juli, 01	0.020423	0.03313	0.00895	0.02418	0.0005847	0.011473
27 Juli, 01	-0.01357	-0.02935	0.0106045	-0.0399545	0.0015964	-0.024175
03 Agt, 01	0.0026342	-0.027339	0.004681	-0.03202	0.0010253	-0.002047
10 Agt, 01	-0.022614	0.001204	-0.00233	0.003534	1.249E-05	-0.020284
17 Agt, 01	0.006309	-0.000815	0.009924	-0.010739	0.0001153	-0.003615
24 Agt, 01	0.002974	0.013553	-0.00809	0.021643	0.0004684	0.011064
31 Agt, 01	-0.009231	-0.012844	0.02972	-0.042564	0.0018117	-0.038951
07 Sep, 01	-0.005691	0.018951	0.001132	0.017819	0.0003175	-0.006823
14 Sep, 01	-0.052799	-0.040903	-0.0017	-0.039203	0.0015369	-0.051099
21 Sep, 01	-0.008406	-0.026374	0	-0.026374	0.0006956	-0.008406
28 Sep, 01	-0.029408	-0.05296	-0.0051	-0.04786	0.0022906	-0.024308
05 Okt, 01	-0.012485	-0.02775	0.001138	-0.028888	0.0008345	-0.013623
12 Okt, 01	-0.00922	-0.00784	-0.00057	-0.00727	5.285E-05	-0.00865
19 Okt, 01	0.044216	0.024448	0	0.024448	0.0005977	0.044216
26 Okt, 01	-0.01145	-8.30E-05	0	-0.000083	6.889E-09	-0.01145
02 Nov, 01	-0.01303	-0.01849	0	-0.01849	0.0003419	-0.01303
09 Nov, 01	-0.01935	-0.0087	0	-0.0087	7.569E-05	-0.01935
16 Nov, 01	0.001297	0.003525	0.000569	0.002956	8.738E-06	0.000728
23 Nov, 01	0.005736	0.010653	0.000569	0.010084	0.0001017	0.005167
30 Nov, 01	-0.0324	-0.00626	0	-0.00626	3.919E-05	-0.0324
07 Des, 01	-0.002049	-0.008143	0.000568	-0.008711	7.588E-05	-0.002617
14 Des, 01	-0.016734	-0.006683	0.000568	-0.007251	5.258E-05	-0.017302
21 Des, 01	0.016581	0.009504	0	0.009504	9.033E-05	0.016581
28 Des, 01	-0.006582	0.036444	-0.00681	0.043254	0.0018709	0.000228
04 Jan, 02	-0.00947	-0.01743	-0.00743	-0.01	0.0001	-0.00204
11 Jan, 02	0.07374	0.068935	-0.01612	0.085055	0.0072344	0.08986
18 Jan, 02	0.046406	0.035594	-0.00936	0.044954	0.0020209	0.055766
25 Jan, 02	0.024304	0.061087	-0.000569	0.061656	0.0038015	0.024873
01 Feb, 02	0.045245	-0.012419	-0.00236	-0.010059	0.0001012	0.047605
08 Feb, 02	-0.028401	-0.022066	0.00177	-0.023836	0.0005682	-0.030171
15 Feb, 02	0.006991	0.028379	-0.00237	0.030749	0.0009455	0.009361
22 Feb, 02	-0.003283	0.022266	-0.000593	0.022859	0.0005225	-0.00269
01 Mar, 02	-0.007236	-0.015727	-0.004147	-0.01158	0.0001341	-0.003089
08 Mar, 02	0.018318	0.050763	-0.00118	0.051943	0.0026981	0.019498
14 Mar, 02	-0.005782	-0.014994	0.000589	-0.015583	0.0002428	-0.006371
22 Mar, 02	0.00668	0.035772	0.004122	0.03165	0.0010017	0.002558
28 Mar, 02	0.002537	-0.0061	0.007625	-0.013725	0.0001884	-0.005088
05 Apr, 02	0.0324361	0.0564973	0.018626	0.0378713	0.0014342	0.0138101
12 Apr, 02	0.116	0.011957	0.001143	0.010814	0.0001169	0.114857
19 Apr, 02	0.026274	0.034366	0.005137	0.029229	0.0008543	0.021137
26 Apr, 02	-0.00569	0.01348	0.000568	0.012912	0.0001667	-0.006258
Total	0.3067235					
rata-rata	0.00589853					

Reksadana GTF Sentosa

Tanggal	Rpi	Rm	Rf	Rm -Rf	(Rm - Rf)2	Ri
4 Mei, 01	0.0164293	0.0368	0.001865	0.034935	0.0012205	0.0145643
11 Mei, 01	-0.008942	-0.013843	0.002481	-0.016324	0.0002665	-0.011423
18 Mei, 01	0.0057079	0.0173804	0.006188	0.0111924	0.0001253	-0.00048
25 Mei, 01	0.018431	0.0356108	0.00246	0.0331508	0.001099	0.015971
01 Juni, 01	0.0197928	0.016145	0.00184	0.014305	0.0002046	0.0179528
08 Juni, 01	-0.0017	0.005793	0.003062	0.002731	7.458E-06	-0.004762
15 Juni, 01	0.0115544	0.047017	0.006105	0.040912	0.0016738	0.0054494
22 Juni, 01	0.026473	0.047976	0.004248	0.043728	0.0019121	0.022225
29 Juni, 01	0.002538	5.71E-05	0.006042	-0.005985	3.582E-05	-0.003504
06 Juli, 01	-0.01555	-0.01084	0.002402	-0.013242	0.0001754	-0.017952
13 Juli, 01	0.024461	0.030609	0.004194	0.026415	0.0006978	0.020267
20 Juli, 01	0.019941	0.03313	0.00895	0.02418	0.0005847	0.010991
27 Juli, 01	-0.00634	-0.02935	0.0106045	-0.039955	0.0015964	-0.016945
03 Agt, 01	-0.022093	-0.027339	0.004681	-0.03202	0.0010253	-0.026774
10 Agt, 01	-0.000268	0.001204	-0.00233	0.003534	1.249E-05	0.002062
17 Agt, 01	-0.00333	-0.000815	0.009924	-0.010739	0.0001153	-0.013254
24 Agt, 01	0.005738	0.013553	-0.00809	0.021643	0.0004684	0.013828
31 Agt, 01	-0.020872	-0.012844	0.02972	-0.042564	0.0018117	-0.050592
07 Sep, 01	0.02726	0.018951	0.001132	0.017819	0.0003175	0.026128
14 Sep, 01	-0.019999	-0.040903	-0.0017	-0.039203	0.0015369	-0.018299
21 Sep, 01	-0.013295	-0.026374	0	-0.026374	0.0006956	-0.013295
28 Sep, 01	-0.020604	-0.05296	-0.0051	-0.04786	0.0022906	-0.015504
05 Okt, 01	-0.01508	-0.02775	0.001138	-0.028888	0.0008345	-0.016218
12 Okt, 01	-0.00875	-0.00784	-0.00057	-0.00727	5.285E-05	-0.00818
19 Okt, 01	0.033677	0.024448	0	0.024448	0.0005977	0.033677
26 Okt, 01	0.005807	-8.30E-05	0	-0.000083	6.889E-09	0.005807
02 Nov, 01	-0.01732	-0.01849	0	-0.01849	0.0003419	-0.01732
09 Nov, 01	-0.0129	-0.0087	0	-0.0087	7.569E-05	-0.0129
16 Nov, 01	0.029298	0.003525	0.000569	0.002956	8.738E-06	0.028729
23 Nov, 01	0.017792	0.010653	0.000569	0.010084	0.0001017	0.017223
30 Nov, 01	-0.00794	-0.00626	0	-0.00626	3.919E-05	-0.00794
07 Des, 01	-0.004278	-0.008143	0.000568	-0.008711	7.588E-05	-0.004846
14 Des, 01	-0.02455	-0.006683	0.000568	-0.007251	5.258E-05	-0.025118
21 Des, 01	0.017545	0.009504	0	0.009504	9.033E-05	0.017545
28 Des, 01	0.026351	0.036444	-0.00681	0.043254	0.0018709	0.033161
04 Jan, 02	-0.01239	-0.01743	-0.00743	-0.01	0.0001	-0.00496
11 Jan, 02	0.078936	0.068935	-0.01612	0.085055	0.0072344	0.095056
18 Jan, 02	0.028727	0.035594	-0.00936	0.044954	0.0020209	0.038087
25 Jan, 02	0.022153	0.061087	-0.000569	0.061656	0.0038015	0.022722
01 Feb, 02	0.019909	-0.012419	-0.00236	-0.010059	0.0001012	0.022269
08 Feb, 02	-0.031963	-0.022066	0.00177	-0.023836	0.0005682	-0.033733
15 Feb, 02	0.017455	0.028379	-0.00237	0.030749	0.0009455	0.019825
22 Feb, 02	0.011673	0.022266	-0.000593	0.022859	0.0005225	0.012266
01 Mar, 02	-0.004796	-0.015727	-0.004147	-0.01158	0.0001341	-0.000649
08 Mar, 02	0.028117	0.050763	-0.00118	0.051943	0.0026981	0.029297
14 Mar, 02	-0.000788	-0.014994	0.000589	-0.015583	0.0002428	-0.001377
22 Mar, 02	0.006131	0.035772	0.004122	0.03165	0.0010017	0.002009
28 Mar, 02	-0.006838	-0.0061	0.007625	-0.013725	0.0001884	-0.014463
05 Apr, 02	0.035591	0.0564973	0.018626	0.0378713	0.0014342	0.016965
12 Apr, 02	0.045709	0.011957	0.001143	0.010814	0.0001169	0.044566
19 Apr, 02	0.023963	0.034366	0.005137	0.029229	0.0008543	0.018826
26 Apr, 02	0.008783	0.01348	0.000568	0.012912	0.0001667	0.008215
Total	0.3553574					
rata-rata	0.0068338					

Reksadana BNI Dana Berkembang

Tanggal	Rpi	Rm	Rf	Rm - Rf	(Rm - Rf) ²	Ri
4 Mei, 01	0.0519083	0.0368	0.001865	0.034935	0.0012205	0.0500433
11 Mei, 01	0.0391202	-0.013843	0.002481	-0.016324	0.0002665	0.0366392
18 Mei, 01	-0.036927	0.0173804	0.006188	0.0111924	0.0001253	-0.043115
25 Mei, 01	0.0242088	0.0356108	0.00246	0.0331508	0.001099	0.0217488
01 Juni, 01	0.0246062	0.016145	0.00184	0.014305	0.0002046	0.0227662
08 Juni, 01	0.002592	0.005793	0.003062	0.002731	7.458E-06	-0.00047
15 Juni, 01	0.042038	0.047017	0.006105	0.040912	0.0016738	0.035933
22 Juni, 01	0.03251	0.047976	0.004248	0.043728	0.0019121	0.028262
29 Juni, 01	0.005736	5.71E-05	0.006042	-0.005985	3.582E-05	-0.000306
06 Juli, 01	-0.01067	-0.01084	0.002402	-0.013242	0.0001754	-0.013072
13 Juli, 01	0.030832	0.030609	0.004194	0.026415	0.0006978	0.026638
20 Juli, 01	0.044915	0.03313	0.00895	0.02418	0.0005847	0.035965
27 Juli, 01	-0.01831	-0.02935	0.0106045	-0.039955	0.0015964	-0.028915
03 Agt, 01	-0.02095	-0.027339	0.004681	-0.03202	0.0010253	-0.025631
10 Agt, 01	0.013409	0.001204	-0.00233	0.003534	1.249E-05	0.015739
17 Agt, 01	-0.001803	-0.000815	0.009924	-0.010739	0.0001153	-0.011727
24 Agt, 01	0.011742	0.013553	-0.00809	0.021643	0.0004684	0.019832
31 Agt, 01	-0.014091	-0.012844	0.02972	-0.042564	0.0018117	-0.043811
07 Sep, 01	0.024572	0.018951	0.001132	0.017819	0.0003175	0.02344
14 Sep, 01	-0.056015	-0.040903	-0.0017	-0.039203	0.0015369	-0.054315
21 Sep, 01	-0.016815	-0.026374	0	-0.026374	0.0006956	-0.016815
28 Sep, 01	-0.046777	-0.05296	-0.0051	-0.04786	0.0022906	-0.041677
05 Okt, 01	-0.01264	-0.02775	0.001138	-0.028888	0.0008345	-0.013778
12 Okt, 01	-0.000287	-0.00784	-0.00057	-0.00727	5.285E-05	0.000283
19 Okt, 01	0.024467	0.024448	0	0.024448	0.0005977	0.024467
26 Okt, 01	-0.00518	-3.30E-05	0	-0.000083	6.889E-09	-0.00518
02 Nov, 01	-0.00625	-0.01849	0	-0.01849	0.0003419	-0.00625
09 Nov, 01	0.002686	-0.0087	0	-0.0087	7.569E-05	0.002686
16 Nov, 01	0.016421	0.003525	0.000569	0.002956	8.738E-06	0.015852
23 Nov, 01	0.008118	0.010653	0.000569	0.010084	0.0001017	0.007549
30 Nov, 01	-0.00427	-0.00626	0	-0.00626	3.919E-05	-0.00427
07 Des, 01	-0.002243	-0.008143	0.000568	-0.008711	7.588E-05	-0.002811
14 Des, 01	-0.008145	-0.006683	0.000568	-0.007251	5.258E-05	-0.008713
21 Des, 01	0.011224	0.009504	0	0.009504	9.033E-05	0.011224
28 Des, 01	0.024071	0.036444	-0.00681	0.043254	0.0018709	0.030881
04 Jan, 02	-0.01003	-0.01743	-0.00743	-0.01	0.0001	-0.0026
11 Jan, 02	0.062597	0.068935	-0.01612	0.085055	0.0072344	0.078717
18 Jan, 02	0.022308	0.035594	-0.00936	0.044954	0.0020209	0.031668
25 Jan, 02	0.047353	0.061087	-0.000569	0.061656	0.0038015	0.047922
01 Feb, 02	0.0032	-0.012419	-0.00236	-0.010059	0.0001012	0.00556
08 Feb, 02	-0.035237	-0.022066	0.00177	-0.023836	0.0005682	-0.037007
15 Feb, 02	0.032863	0.028379	-0.00237	0.030749	0.0009455	0.035233
22 Feb, 02	0.022442	0.022266	-0.000593	0.022859	0.0005225	0.023035
01 Mar, 02	0.001342	-0.015727	-0.004147	-0.01158	0.0001341	0.005489
08 Mar, 02	0.030418	0.050763	-0.00118	0.051943	0.0026981	0.031598
14 Mar, 02	-0.011054	-0.014994	0.000589	-0.015583	0.0002428	-0.011643
22 Mar, 02	0.019363	0.035772	0.004122	0.03165	0.0010017	0.015241
28 Mar, 02	0.00143	-0.0061	0.007625	-0.013725	0.0001884	-0.006195
05 Apr, 02	0.0578069	0.0564973	0.018626	0.0378713	0.0014342	0.0391809
12 Apr, 02	0.057236	0.011957	0.001143	0.010814	0.0001169	0.056093
19 Apr, 02	-0.00531	0.034366	0.005137	0.029229	0.0008543	-0.010447
26 Apr, 02	0.006562	0.01348	0.000568	0.012912	0.0001667	0.005994
Total	0.4770934					
rata-rata	0.00917487					

Reksadana Dana Megah Kapital

Tanggal	Rpi	Rm	Rf	Rm - Rf	(Rm - Rf) ²	Ri
4 Mei, 01	0.0298527	0.0368	0.001865	0.034935	0.0012205	0.0279877
11 Mei, 01	-0.012101	-0.013843	0.002481	-0.016324	0.0002665	-0.014582
18 Mei, 01	0.0231174	0.0173804	0.006188	0.0111924	0.0001253	0.0169294
25 Mei, 01	0.01578	0.0356108	0.00246	0.0331508	0.001099	0.01332
01 Juni, 01	0.0702873	0.016145	0.00184	0.014305	0.0002046	0.0684473
08 Juni, 01	0.000401	0.005793	0.003062	0.002731	7.458E-06	-0.002661
15 Juni, 01	0.010232	0.047017	0.006105	0.040912	0.0016738	0.004127
22 Juni, 01	0.013109	0.047976	0.004248	0.043728	0.0019121	0.008861
29 Juni, 01	0.013709	5.71E-05	0.006042	-0.005985	3.582E-05	0.007667
06 Juli, 01	-0.03129	-0.01084	0.002402	-0.013242	0.0001754	-0.033692
13 Juli, 01	0.043077	0.030609	0.004194	0.026415	0.0006978	0.038883
20 Juli, 01	0.027162	0.03313	0.00895	0.02418	0.0005847	0.018212
27 Juli, 01	-0.00271	-0.02935	0.0106045	-0.039955	0.0015964	-0.013315
03 Agt, 01	-0.022943	-0.027339	0.004681	-0.03202	0.0010253	-0.027624
10 Agt, 01	0.015022	0.001204	-0.00233	0.003534	1.249E-05	0.017352
17 Agt, 01	0.007048	-0.000815	0.009924	-0.010739	0.0001153	-0.002876
24 Agt, 01	0.007987	0.013553	-0.00809	0.021643	0.0004684	0.016077
31 Agt, 01	-0.017532	-0.012844	0.02972	-0.042564	0.0018117	-0.047252
07 Sep, 01	0.009208	0.018951	0.001132	0.017819	0.0003175	0.008076
14 Sep, 01	-0.037605	-0.040903	-0.0017	-0.039203	0.0015369	-0.035905
21 Sep, 01	-0.017759	-0.026374	0	-0.026374	0.0006956	-0.017759
28 Sep, 01	-0.045774	-0.05296	-0.0051	-0.04786	0.0022906	-0.040674
05 Okt, 01	-0.02348	-0.02775	0.001138	-0.028888	0.0008345	-0.024618
12 Okt, 01	-0.01151	-0.00784	-0.00057	-0.00727	5.285E-05	-0.01094
19 Okt, 01	0.015947	0.024448	0	0.024448	0.0005977	0.015947
26 Okt, 01	-0.0004	-8.30E-05	0	-0.000083	6.889E-09	-0.0004
02 Nov, 01	-0.00762	-0.01849	0	-0.01849	0.0003419	-0.00762
09 Nov, 01	-0.01178	-0.0087	0	-0.0087	7.569E-05	-0.01178
16 Nov, 01	0.008103	0.003525	0.000569	0.002956	8.738E-06	0.007534
23 Nov, 01	0.02177	0.010653	0.000569	0.010084	0.0001017	0.021201
30 Nov, 01	-0.03979	-0.00626	0	-0.00626	3.919E-05	-0.03979
07 Des, 01	-0.020306	-0.008143	0.000568	-0.008711	7.588E-05	-0.020874
14 Des, 01	-0.007947	-0.006683	0.000568	-0.007251	5.258E-05	-0.008515
21 Des, 01	0.019057	0.009504	0	0.009504	9.033E-05	0.019057
28 Des, 01	0.000638	0.036444	-0.00681	0.043254	0.0018709	0.007448
04 Jan, 02	-0.00306	-0.01743	-0.00743	-0.01	0.0001	-0.00437
11 Jan, 02	0.012616	0.068935	-0.01612	0.085055	0.0072344	0.028736
18 Jan, 02	0.015071	0.035594	-0.00936	0.044954	0.0020209	0.024431
25 Jan, 02	0.032891	0.061087	-0.000569	0.061656	0.0038015	0.03346
01 Feb, 02	0.006029	-0.012419	-0.00236	-0.010059	0.0001012	0.008389
08 Feb, 02	-0.027046	-0.022066	0.00177	-0.023836	0.0005682	-0.028816
15 Feb, 02	0.016807	0.028379	-0.00237	0.030749	0.0009455	0.019177
22 Feb, 02	0.013891	0.022266	-0.000593	0.022859	0.0005225	0.014484
01 Mar, 02	-0.005563	-0.015727	-0.004147	-0.01158	0.0001341	-0.001416
08 Mar, 02	0.001455	0.050763	-0.00118	0.051943	0.0026981	0.002635
14 Mar, 02	-0.002653	-0.014994	0.000589	-0.015583	0.0002428	-0.003242
22 Mar, 02	0.020491	0.035772	0.004122	0.03165	0.0010017	0.016369
28 Mar, 02	-0.011356	-0.0061	0.007625	-0.013725	0.0001884	-0.018981
05 Apr, 02	0.0338761	0.0564973	0.018626	0.0378713	0.0014342	0.0152501
12 Apr, 02	0.104385	0.011957	0.001143	0.010814	0.0001169	0.103242
19 Apr, 02	-0.02666	0.034366	0.005137	0.029229	0.0008543	-0.031797
26 Apr, 02	0.040281	0.01348	0.000568	0.012912	0.0001667	0.039713
Total	0.2624155					
rata-rata	0.00504645					

Danareksa Mawar

Tanggal	Rpi	Rm	Rf	Rm - Rf	(Rm - Rf)2	Ri
4 Mei, 01	0.0306867	0.0368	0.001865	0.034935	0.0012205	0.0288217
11 Mei, 01	-0.01935	-0.013843	0.002481	-0.016324	0.0002665	-0.021831
18 Mei, 01	0.0120486	0.0173804	0.006188	0.0111924	0.0001253	0.0058606
25 Mei, 01	0.0242829	0.0356108	0.00246	0.0331508	0.001099	0.0218229
01 Juni, 01	0.0228276	0.016145	0.00184	0.014305	0.0002046	0.0209876
08 Juni, 01	-0.00326	0.005793	0.003062	0.002731	7.458E-06	-0.006322
15 Juni, 01	0.014626	0.047017	0.006105	0.040912	0.0016738	0.008521
22 Juni, 01	0.03099	0.047976	0.004248	0.043728	0.0019121	0.026742
29 Juni, 01	-0.01228	5.71E-05	0.006042	-0.005985	3.582E-05	-0.018322
06 Juli, 01	-0.0352	-0.01084	0.002402	-0.013242	0.0001754	-0.037602
13 Juli, 01	0.022859	0.030609	0.004194	0.026415	0.0006978	0.018665
20 Juli, 01	0.035624	0.03313	0.00895	0.02418	0.0005847	0.026674
27 Juli, 01	-0.05724	-0.02935	0.0106045	-0.039955	0.0015964	-0.067845
03 Agt, 01	-0.057643	-0.027339	0.004681	-0.03202	0.0010253	-0.062324
10 Agt, 01	0.005398	0.001204	-0.00233	0.003534	1.249E-05	0.007728
17 Agt, 01	0.00156	-0.000815	0.009924	-0.010739	0.0001153	-0.008364
24 Agt, 01	0.01132	0.013553	-0.00809	0.021643	0.0004684	0.01941
31 Agt, 01	-0.027716	-0.012844	0.02972	-0.042564	0.0018117	-0.057436
07 Sep, 01	0.016796	0.018951	0.001132	0.017819	0.0003175	0.015664
14 Sep, 01	-0.031794	-0.040903	-0.0017	-0.039203	0.0015369	-0.030094
21 Sep, 01	-0.012374	-0.026374	0	-0.026374	0.0006956	-0.012374
28 Sep, 01	-0.029177	-0.05296	-0.0051	-0.04786	0.0022906	-0.024077
05 Okt, 01	-0.01297	-0.02775	0.001138	-0.028888	0.0008345	-0.014108
12 Okt, 01	-0.0018	-0.00784	-0.00057	-0.00727	5.285E-05	-0.00123
19 Okt, 01	0.027106	0.024448	0	0.024448	0.0005977	0.027106
26 Okt, 01	0.015927	-8.30E-05	0	-0.000083	6.889E-09	0.015927
02 Nov, 01	-0.0096	-0.01849	0	-0.01849	0.0003419	-0.0096
09 Nov, 01	0.014372	-0.0087	0	-0.0087	7.569E-05	0.014372
16 Nov, 01	-0.00359	0.003525	0.000569	0.002956	8.738E-06	-0.004159
23 Nov, 01	0.009187	0.010653	0.000569	0.010084	0.0001017	0.008618
30 Nov, 01	-0.00098	-0.00626	0	-0.00626	3.919E-05	-0.00098
07 Des, 01	-0.00199	-0.008143	0.000568	-0.008711	7.588E-05	-0.002558
14 Des, 01	0.004347	-0.006683	0.000568	-0.007251	5.258E-05	0.003779
21 Des, 01	0.011278	0.009504	0	0.009504	9.033E-05	0.011278
28 Des, 01	0.025648	0.036444	-0.00681	0.043254	0.0018709	0.032458
04 Jan, 02	-0.00583	-0.01743	-0.00743	-0.01	0.0001	0.0016
11 Jan, 02	0.075988	0.068935	-0.01612	0.085055	0.0072344	0.092108
18 Jan, 02	0.02451	0.035594	-0.00936	0.044954	0.0020209	0.03387
25 Jan, 02	0.053314	0.061087	-0.000569	0.061656	0.0038015	0.053883
01 Feb, 02	-0.017302	-0.012419	-0.00236	-0.010059	0.0001012	-0.014942
08 Feb, 02	-0.018478	-0.022066	0.00177	-0.023836	0.0005682	-0.020248
15 Feb, 02	0.030874	0.028379	-0.00237	0.030749	0.0009455	0.033244
22 Feb, 02	0.031736	0.022266	-0.000593	0.022859	0.0005225	0.032329
01 Mar, 02	-0.032644	-0.015727	-0.004147	-0.01158	0.0001341	-0.028497
08 Mar, 02	0.045051	0.050763	-0.00118	0.051943	0.0026981	0.046231
14 Mar, 02	-0.012806	-0.014994	0.000589	-0.015583	0.0002428	-0.013395
22 Mar, 02	0.017014	0.035772	0.004122	0.03165	0.0010017	0.012892
28 Mar, 02	0.000785	-0.0061	0.007625	-0.013725	0.0001884	-0.00684
05 Apr, 02	0.0678964	0.0564973	0.018626	0.0378713	0.0014342	0.0492704
12 Apr, 02	0.047521	0.011957	0.001143	0.010814	0.0001169	0.046378
19 Apr, 02	-0.0193	0.034366	0.005137	0.029229	0.0008543	-0.024437
26 Apr, 02	0.090749	0.01348	0.000568	0.012912	0.0001667	0.090181
Total	0.3989982					
rata-rata	0.007673042					

Citi Reksadana Ekuitas

Tanggal	Rpi	Rm	Rf	Rm - Rf	(Rm - Rf) ²	Ri
4 Mei, 01	0.0432383	0.0368	0.001865	0.034935	0.0012205	0.0413733
11 Mei, 01	-0.020695	-0.013843	0.002481	-0.016324	0.0002665	-0.023176
18 Mei, 01	0.0037524	0.0173804	0.006188	0.0111924	0.0001253	-0.002436
25 Mei, 01	0.072565	0.0356108	0.00246	0.0331508	0.001099	0.070105
01 Juni, 01	0.0066615	0.016145	0.00184	0.014305	0.0002046	0.0048215
08 Juni, 01	0.002283	0.005793	0.003062	0.002731	7.458E-06	-0.000779
15 Juni, 01	0.045597	0.047017	0.006105	0.040912	0.0016738	0.039492
22 Juni, 01	0.027235	0.047976	0.004248	0.043728	0.0019121	0.022987
29 Juni, 01	-0.00207	5.71E-05	0.006042	-0.005985	3.582E-05	-0.008112
06 Juli, 01	-0.0266	-0.01084	0.002402	-0.013242	0.0001754	-0.029002
13 Juli, 01	0.039442	0.030609	0.004194	0.026415	0.0006978	0.035248
20 Juli, 01	0.063979	0.03313	0.00895	0.02418	0.0005847	0.055029
27 Juli, 01	-0.01182	-0.02935	0.0106045	-0.039955	0.0015964	-0.022425
03 Agt, 01	-0.02769	-0.027339	0.004681	-0.03202	0.0010253	-0.032371
10 Agt, 01	0.000878	0.001204	-0.00233	0.003534	1.249E-05	0.003208
17 Agt, 01	-0.015288	-0.000815	0.009924	-0.010739	0.0001153	-0.025212
24 Agt, 01	0.020809	0.013553	-0.00809	0.021643	0.0004684	0.028899
31 Agt, 01	-0.027831	-0.012844	0.02972	-0.042564	0.0018117	-0.057551
07 Sep, 01	0.037745	0.018951	0.001132	0.017819	0.0003175	0.036613
14 Sep, 01	-0.059114	-0.040903	-0.0017	-0.039203	0.0015369	-0.057414
21 Sep, 01	-0.027408	-0.026374	0	-0.026374	0.0006956	-0.027408
28 Sep, 01	-0.061795	-0.05296	-0.0051	-0.04786	0.0022906	-0.056695
05 Okt, 01	-0.02721	-0.02775	0.001138	-0.028888	0.0008345	-0.028348
12 Okt, 01	-0.01019	-0.00784	-0.00057	-0.00727	5.285E-05	-0.00962
19 Okt, 01	0.021399	0.024448	0	0.024448	0.0005977	0.021399
26 Okt, 01	0.00937	-8.30E-05	0	-0.000083	6.889E-09	0.00937
02 Nov, 01	-0.01402	-0.01849	0	-0.01849	0.0003419	-0.01402
09 Nov, 01	-0.01051	-0.0087	0	-0.0087	7.569E-05	-0.01051
16 Nov, 01	0.0204	0.003525	0.000569	0.002956	8.738E-06	0.019831
23 Nov, 01	0.036417	0.010653	0.000569	0.010084	0.0001017	0.035848
30 Nov, 01	-0.01131	-0.00626	0	-0.00626	3.919E-05	-0.01131
07 Des, 01	-0.01621	-0.008143	0.000568	-0.008711	7.588E-05	-0.016778
14 Des, 01	-0.015627	-0.006683	0.000568	-0.007251	5.258E-05	-0.016195
21 Des, 01	0.007284	0.009504	0	0.009504	9.033E-05	0.007284
28 Des, 01	0.02809	0.036444	-0.00681	0.043254	0.0018709	0.0349
04 Jan, 02	-0.00871	-0.01743	-0.00743	-0.01	0.0001	-0.00128
11 Jan, 02	0.082266	0.068935	-0.01612	0.085055	0.0072344	0.098386
18 Jan, 02	0.037318	0.035594	-0.00936	0.044954	0.0020209	0.046678
25 Jan, 02	0.083366	0.061087	-0.000569	0.061656	0.0038015	0.083935
01 Feb, 02	0.001776	-0.012419	-0.00236	-0.010059	0.0001012	0.004136
08 Feb, 02	-0.033074	-0.022066	0.00177	-0.023836	0.0005682	-0.034844
15 Feb, 02	0.030287	0.028379	-0.00237	0.030749	0.0009455	0.032657
22 Feb, 02	0.022567	0.022266	-0.000593	0.022859	0.0005225	0.02316
01 Mar, 02	-0.00775	-0.015727	-0.004147	-0.01158	0.0001341	-0.003603
08 Mar, 02	0.039331	0.050763	-0.00118	0.051943	0.0026981	0.040511
14 Mar, 02	-0.008546	-0.014994	0.000589	-0.015583	0.0002428	-0.009135
22 Mar, 02	0.038957	0.035772	0.004122	0.03165	0.0010017	0.034835
28 Mar, 02	0.010832	-0.0061	0.007625	-0.013725	0.0001884	0.003207
05 Apr, 02	0.0427	0.0564973	0.018626	0.0378713	0.0014342	0.024074
12 Apr, 02	0.13921	0.011957	0.001143	0.010814	0.0001169	0.138067
19 Apr, 02	-0.01278	0.034366	0.005137	0.029229	0.0008543	-0.017917
26 Apr, 02	-0.00295	0.01348	0.000568	0.012912	0.0001667	-0.003518
Total	0.5565572					
rata-rata	0.010703023					

Reksadana Nikko Saham Nusantara

Tanggal	Rpi	Rm	Rf	Rm - Rf	(Rm - Rf)2	Ri
4 Mei, 01	0.0383258	0.0368	0.001865	0.034935	0.0012205	0.0364608
11 Mei, 01	-0.015542	-0.013843	0.002481	-0.016324	0.0002665	-0.018023
18 Mei, 01	0.0211196	0.0173804	0.006188	0.0111924	0.0001253	0.0149316
25 Mei, 01	0.0317029	0.0356108	0.00246	0.0331508	0.001099	0.0292429
01 Juni, 01	0.0176835	0.016145	0.00184	0.014305	0.0002046	0.0158435
08 Juni, 01	0.008633	0.005793	0.003062	0.002731	7.458E-06	0.005571
15 Juni, 01	0.038788	0.047017	0.006105	0.040912	0.0016738	0.032683
22 Juni, 01	-0.0683	0.047976	0.004248	0.043728	0.0019121	-0.072548
29 Juni, 01	0.126869	5.71E-05	0.006042	-0.005985	3.582E-05	0.120827
06 Juli, 01	-0.00761	-0.01084	0.002402	-0.013242	0.0001754	-0.010012
13 Juli, 01	0.022581	0.030609	0.004194	0.026415	0.0006978	0.018387
20 Juli, 01	0.015507	0.03313	0.00895	0.02418	0.0005847	0.006557
27 Juli, 01	-0.01227	-0.02935	0.0106045	-0.039955	0.0015964	-0.022875
03 Agt, 01	-0.026125	-0.027339	0.004681	-0.03202	0.0010253	-0.030806
10 Agt, 01	-0.001226	0.001204	-0.00233	0.003534	1.249E-05	0.001104
17 Agt, 01	-0.002173	-0.000815	0.009924	-0.010739	0.0001153	-0.012097
24 Agt, 01	0.008226	0.013553	-0.00809	0.021643	0.0004684	0.016316
31 Agt, 01	0.00214	-0.012844	0.02972	-0.042564	0.0018117	-0.02758
07 Sep, 01	0.00473	0.018951	0.001132	0.017819	0.0003175	0.003598
14 Sep, 01	-0.03168	-0.040903	-0.0017	-0.039203	0.0015369	-0.02998
21 Sep, 01	0.002974	-0.026374	0	-0.026374	0.0006956	0.002974
28 Sep, 01	-0.073132	-0.05296	-0.0051	-0.04786	0.0022906	-0.068032
05 Okt, 01	-0.02968	-0.02775	0.001138	-0.028888	0.0008345	-0.030818
12 Okt, 01	-0.00293	-0.00784	-0.00057	-0.00727	5.285E-05	-0.00236
19 Okt, 01	0.023695	0.024448	0	0.024448	0.0005977	0.023695
26 Okt, 01	-0.01009	-8.30E-05	0	-0.000083	6.889E-09	-0.01009
02 Nov, 01	-0.0219	-0.01849	0	-0.01849	0.0003419	-0.0219
09 Nov, 01	-0.00918	-0.0087	0	-0.0087	7.569E-05	-0.00918
16 Nov, 01	0.018462	0.003525	0.000569	0.002956	8.738E-06	0.017893
23 Nov, 01	0.022573	0.010653	0.000569	0.010084	0.0001017	0.022004
30 Nov, 01	-0.0256	-0.00626	0	-0.00626	3.919E-05	-0.0256
07 Des, 01	-0.011488	-0.008143	0.000568	-0.008711	7.588E-05	-0.012056
14 Des, 01	-0.00281	-0.006683	0.000568	-0.007251	5.258E-05	-0.003378
21 Des, 01	0.021659	0.009504	0	0.009504	9.033E-05	0.021659
28 Des, 01	0.056625	0.036444	-0.00681	0.043254	0.0018709	0.063435
04 Jan, 02	-0.01514	-0.01743	-0.00743	-0.01	0.0001	-0.00771
11 Jan, 02	0.048256	0.068935	-0.01612	0.085055	0.0072344	0.064376
18 Jan, 02	0.039619	0.035594	-0.00936	0.044954	0.0020209	0.048979
25 Jan, 02	0.061572	0.061087	-0.000569	0.061656	0.0038015	0.062141
01 Feb, 02	0.000415	-0.012419	-0.00236	-0.010059	0.0001012	0.002775
08 Feb, 02	-0.017395	-0.022066	0.00177	-0.023836	0.0005682	-0.019165
15 Feb, 02	0.02665	0.028379	-0.00237	0.030749	0.0009455	0.02902
22 Feb, 02	0.00649	0.022266	-0.000593	0.022859	0.0005225	0.007083
01 Mar, 02	-0.003363	-0.015727	-0.004147	-0.01158	0.0001341	0.000784
08 Mar, 02	0.043739	0.050763	-0.00118	0.051943	0.0026981	0.044919
14 Mar, 02	0.001876	-0.014994	0.000589	-0.015583	0.0002428	0.001287
22 Mar, 02	0.020022	0.035772	0.004122	0.03165	0.0010017	0.0159
28 Mar, 02	-0.018633	-0.0061	0.007625	-0.013725	0.0001884	-0.026258
05 Apr, 02	0.0446174	0.0564973	0.018626	0.0378713	0.0014342	0.0259914
12 Apr, 02	0.051527	0.011957	0.001143	0.010814	0.0001169	0.050384
19 Apr, 02	-0.01521	0.034366	0.005137	0.029229	0.0008543	-0.020347
26 Apr, 02	-0.01306	0.01348	0.000568	0.012912	0.0001667	-0.013628
Total	0.3925402					
rata-rata	0.00754885					

Reksadana BIG Nusantara

Tanggal	Rpi	Rm	Rf	Rm - Rf	(Rm - Rf)2	Ri
04 Mei, 01	0.0233551	0.0368	0.001865	0.034935	0.0012205	0.0214901
11 Mei, 01	-0.013288	-0.013843	0.002481	-0.016324	0.0002665	-0.015769
18 Mei, 01	0.0026126	0.0173804	0.006188	0.0111924	0.0001253	-0.003575
25 Mei, 01	0.0120136	0.0356108	0.00246	0.0331508	0.001099	0.0095536
01 Juni, 01	0.0030293	0.016145	0.00184	0.014305	0.0002046	0.0011893
08 Juni, 01	0.005663	0.005793	0.003062	0.002731	7.458E-06	0.002601
15 Juni, 01	0.012688	0.047017	0.006105	0.040912	0.0016738	0.006583
22 Juni, 01	0.022241	0.047976	0.004248	0.043728	0.0019121	0.017993
29 Juni, 01	0.003264	5.71E-05	0.006042	-0.005985	3.582E-05	-0.002778
06 Juli, 01	-0.00513	-0.01084	0.002402	-0.013242	0.0001754	-0.007532
13 Juli, 01	0.011644	0.030609	0.004194	0.026415	0.0006978	0.00745
20 Juli, 01	0.007434	0.03313	0.00895	0.02418	0.0005847	-0.001516
27 Juli, 01	-0.00667	-0.02935	0.0106045	-0.039955	0.0015964	-0.017275
03 Agt, 01	-0.01125	-0.027339	0.004681	-0.03202	0.0010253	-0.015931
10 Agt, 01	-0.002033	0.001204	-0.00233	0.003534	1.249E-05	0.000297
17 Agt, 01	0.064464	-0.000815	0.009924	-0.010739	0.0001153	0.05454
24 Agt, 01	-0.059979	0.013553	-0.00809	0.021643	0.0004684	-0.051889
31 Agt, 01	-0.009614	-0.012844	0.02972	-0.042564	0.0018117	-0.039334
07 Sep, 01	0.006789	0.018951	0.001132	0.017819	0.0003175	0.005657
14 Sep, 01	-0.02938	-0.040903	-0.0017	-0.039203	0.0015369	-0.02768
21 Sep, 01	-0.015022	-0.026374	0	-0.026374	0.0006956	-0.015022
28 Sep, 01	-0.029797	-0.05296	-0.0051	-0.04786	0.0022906	-0.024697
05 Okt, 01	-0.01185	-0.02775	0.001138	-0.028888	0.0008345	-0.012988
12 Okt, 01	-0.00197	-0.00784	-0.00057	-0.00727	5.285E-05	-0.0014
19 Okt, 01	0.014923	0.024448	0	0.024448	0.0005977	0.014923
26 Okt, 01	0.000844	-8.30E-05	0	-0.000083	6.889E-09	0.000844
02 Nov, 01	-0.00957	-0.01849	0	-0.01849	0.0003419	-0.00957
09 Nov, 01	-0.01182	-0.0087	0	-0.0087	7.569E-05	-0.01182
16 Nov, 01	0.010442	0.003525	0.000569	0.002956	8.738E-06	0.009873
23 Nov, 01	0.011623	0.010653	0.000569	0.010084	0.0001017	0.011054
30 Nov, 01	-0.00576	-0.00626	0	-0.00626	3.919E-05	-0.00576
07 Des, 01	0.002228	-0.008143	0.000568	-0.008711	7.588E-05	0.00166
14 Des, 01	-0.007457	-0.006683	0.000568	-0.007251	5.258E-05	-0.008025
21 Des, 01	0.013024	0.009504	0	0.009504	9.033E-05	0.013024
28 Des, 01	0.009413	0.036444	-0.00681	0.043254	0.0018709	0.016223
04 Jan, 02	-0.01072	-0.01743	-0.00743	-0.01	0.0001	-0.00329
11 Jan, 02	0.040977	0.068935	-0.01612	0.085055	0.0072344	0.057097
18 Jan, 02	0.015681	0.035594	-0.00936	0.044954	0.0020209	0.025041
25 Jan, 02	0.042129	0.061087	-0.000569	0.061656	0.0038015	0.042698
01 Feb, 02	0.007701	-0.012419	-0.00236	-0.010059	0.0001012	0.010061
08 Feb, 02	-0.026721	-0.022066	0.00177	-0.023836	0.0005682	-0.028491
15 Feb, 02	0.011062	0.028379	-0.00237	0.030749	0.0009455	0.013432
22 Feb, 02	0.021236	0.022266	-0.000593	0.022859	0.0005225	0.021829
01 Mar, 02	-0.014805	-0.015727	-0.004147	-0.01158	0.0001341	-0.010658
08 Mar, 02	0.02346	0.050763	-0.00118	0.051943	0.0026981	0.02464
14 Mar, 02	-0.008866	-0.014994	0.000589	-0.015583	0.0002428	-0.009455
22 Mar, 02	0.029665	0.035772	0.004122	0.03165	0.0010017	0.025543
28 Mar, 02	0.007458	-0.0061	0.007625	-0.013725	0.0001884	-0.000167
05 Apr, 02	0.058972	0.0564973	0.018626	0.0378713	0.0014342	0.040346
12 Apr, 02	0.081892	0.011957	0.001143	0.010814	0.0001169	0.080749
19 Apr, 02	-0.02246	0.034366	0.005137	0.029229	0.0008543	-0.027597
26 Apr, 02	0.018545	0.01348	0.000568	0.012912	0.0001667	0.017977
Total	0.2823106					
rata-rata	0.00542905					

MMARY OUTPUT ABN Amro Dana Saham

<i>Regression Statistics</i>	
Multiple R	0.51668746
Adjusted R Square	0.66965927
Standard Error	0.23704617
Observations	0.06103929
	52

ANOVA				
	<i>df</i>	<i>SS</i>	<i>MS</i>	<i>F</i>
Regression	2	0.066488525	0.03324	8.92273
Residual	49	0.182563951	0.00373	
Total	51	0.249052476		


	<i>Coefficients</i>	<i>Standard Error</i>	<i>t Stat</i>	<i>P-value</i>
Intercept	-0.00789011	0.010407744	5.80996	0.45202
ln - Rf	1.30080131	0.345322522	3.76692	0.00044
ln - Rf)2	-2.03038194	8.095477796	2.50804	0.80301

MMARY OUTPUT GTF Agresif

<i>Regression Statistics</i>	
Multiple R	0.63653508
Adjusted R Square	0.76904872
Standard Error	0.38089841
Observations	0.02260359
	52

ANOVA				
	<i>df</i>	<i>SS</i>	<i>MS</i>	<i>F</i>
Regression	2	0.017053278	0.00853	16.6887
Residual	49	0.025035197	0.00051	
Total	51	0.042088474		

	<i>Coefficients</i>	<i>Standard Error</i>	<i>t Stat</i>	<i>P-value</i>
Intercept	-0.00037805	0.003854114	9.80904	0.92226
ln - Rf	0.61967826	0.127877134	4.84589	1.3E-05
ln - Rf)2	0.80788488	2.997853986	2.69488	0.78869



MARY OUTPUT Reksadana Indosurya Khatulistiwa

<i>Regression Statistics</i>	
Multiple R	0.493508718
Adjusted R Square	0.550854576
Standard Error	0.212675379
Observations	0.038038474
	52

ANOVA

	<i>df</i>	<i>SS</i>	<i>MS</i>	<i>F</i>
Regression	2	0.022827175	0.01141	7.88817
Residual	49	0.07089935	0.00145	
Total	51	0.093726525		

	<i>Coefficients</i>	<i>Standard Error</i>	<i>t Stat</i>	<i>P-value</i>
Intercept	-0.001092984	0.0064859	6.8517	0.86687
Rf	0.78838738	0.215198142	3.66354	0.00061
(Rf) ²	-2.646018931	5.044941096	5.2449	0.6023

MARY OUTPUT Reksadana Master Dinamis

<i>Regression Statistics</i>	
Multiple R	0.721083319
Adjusted R Square	0.599611526
Standard Error	0.50036773
Observations	0.026029301
	52

ANOVA

	<i>df</i>	<i>SS</i>	<i>MS</i>	<i>F</i>
Regression	2	0.035959661	0.01798	26.5375
Residual	49	0.0331987	0.00068	
Total	51	0.069158361		

	<i>Coefficients</i>	<i>Standard Error</i>	<i>t Stat</i>	<i>P-value</i>
Intercept	0.001037932	0.004438228	3.38617	0.81607
Rf	0.958056149	0.147257672	6.50598	3.9E-08
(Rf) ²	-1.566963602	3.452196532	4.53903	0.6519

SUMMARY OUTPUT Danareksa Mawar

<i>Regression Statistics</i>	
Multiple R	0.814391448
R Square	0.66323343
Adjusted R Square	0.649487856
Standard Error	0.019061988
Observations	52

ANOVA

	<i>df</i>	<i>SS</i>	<i>MS</i>	<i>F</i>
Regression	2	0.035064681	0.01753	48.2507
Residual	49	0.017804609	0.00036	
Total	51	0.05286929		

	<i>Coefficients</i>	<i>Standard Error</i>	<i>t Stat</i>	<i>P-value</i>
Intercept	0.001205514	0.003250239	3.709	0.71231
Rm - Rf	0.944516363	0.107840928	8.75842	1.4E-11
(Rm - Rf) ²	-1.467390355	2.528140464	5.80423	0.56429

SUMMARY OUTPUT Reksadana Dana Megah Kapital

<i>Regression Statistics</i>	
Multiple R	0.660020703
R Square	0.735627328
Adjusted R Square	0.412591709
Standard Error	0.020940466
Observations	52

ANOVA

	<i>df</i>	<i>SS</i>	<i>MS</i>	<i>F</i>
Regression	2	0.016585093	0.00829	18.911
Residual	49	0.021486653	0.00044	
Total	51	0.038071746		

	<i>Coefficients</i>	<i>Standard Error</i>	<i>t Stat</i>	<i>P-value</i>
Intercept	0.004906317	0.003570536	1.37411	0.17566
Rm - Rf	0.725513848	0.118468197	6.12412	1.5E-07
(Rm - Rf) ²	-7.2348399	2.777278038	2.60501	0.01213

SUMMARY OUTPUT Reksadana Niaga Saham

Regression Statistics

Multiple R	0.789930321
R Square	0.723989912
Adjusted R Square	0.608642561
Standard Error	0.019210556
Observations	52

ANOVA

	<i>df</i>	<i>SS</i>	<i>MS</i>	<i>F</i>
Regression	2	0.030009173	0.015	40.6578
Residual	49	0.018083228	0.00037	
Total	51	0.048092401		

	<i>Coefficients</i>	<i>Standard Error</i>	<i>t Stat</i>	<i>P-value</i>
Intercept	0.000949457	0.003275571	2.8986	0.77315
Rm - Rf	0.874149687	0.108681436	8.04323	1.6E-10
(Rm - Rf)2	-1.376669208	2.547844692	5.40327	0.59142

SUMMARY OUTPUT Reksadana Nikko Saham Nusantara

Regression Statistics

Multiple R	0.606090141
R Square	0.867345259
Adjusted R Square	0.341522616
Standard Error	0.02725768
Observations	52

ANOVA

	<i>df</i>	<i>SS</i>	<i>MS</i>	<i>F</i>
Regression	2	0.021138858	0.01057	14.2257
Residual	49	0.036406074	0.00074	
Total	51	0.057544933		

	<i>Coefficients</i>	<i>Standard Error</i>	<i>t Stat</i>	<i>P-value</i>
Intercept	0.002923935	0.004647678	2.91175	0.53219
Rm - Rf	0.752041424	0.154207081	4.87683	1.2E-05
(Rm - Rf)2	-2.156381116	3.615113192	3.59649	0.55359

SUMMARY OUTPUT Reksadana Panin Dana Maksima

<i>Regression Statistics</i>	
Multiple R	0.250631
R Square	0.8159067
Adjusted R Square	0.0245635
Standard Error	0.0657983
Observations	52

ANOVA

	<i>df</i>	<i>SS</i>	<i>MS</i>	<i>F</i>
Regression	2	0.014219057	0.00711	1.642142
Residual	49	0.212141712	0.004329	
Total	51	0.226360769		

	<i>Coefficients</i>	<i>Standard Error</i>	<i>t Stat</i>	<i>P-value</i>
Intercept	0.0105137	0.011804386	2.976565	0.377466
Rm - Rf	0.6596441	0.366187136	2.801385	0.077797
(Rm - Rf)2	-5.812172	10.45190142	5.560875	0.580682

SUMMARY OUTPUT Rekasadana Phinisi Dana Saham

<i>Regression Statistics</i>	
Multiple R	0.8127952
R Square	0.6606361
Adjusted R Square	0.6467845
Standard Error	0.0216745
Observations	52

ANOVA

	<i>df</i>	<i>SS</i>	<i>MS</i>	<i>F</i>
Regression	2	0.044811824	0.022406	47.69389
Residual	49	0.023019504	0.00047	
Total	51	0.067831328		

	<i>Coefficients</i>	<i>Standard Error</i>	<i>t Stat</i>	<i>P-value</i>
Intercept	0.003255	0.003695703	3.88075	0.382753
Rm - Rf	1.028906	0.122621148	8.390934	4.85E-11
(Rm - Rf)2	0.2277015	2.874636649	7.921052	0.937188

SUMMARY OUTPUT Reksadana BIG Nusantara

Regression Statistics

Multiple R	0.617888494
R Square	0.781786191
Adjusted R Square	0.356552974
Standard Error	0.019223828
Observations	52

ANOVA

	<i>df</i>	<i>SS</i>	<i>MS</i>	<i>F</i>
Regression	2	0.011182975	0.00559	15.13030206
Residual	49	0.018108223	0.00037	
Total	51	0.029291197		

	<i>Coefficients</i>	<i>Standard Error</i>	<i>t Stat</i>	<i>P-value</i>
Intercept	0.00054317	0.003277834	6.57101	0.869066918
Rm - Rf	0.517380706	0.10875652	4.75724	1.76909E-05
(Rm - Rf)2	-0.042867922	2.549604899	3.68136	0.986653632

SUMMARY OUTPUT Reksadana Bima

Regression Statistics

Multiple R	0.720060062
R Square	0.848649325
Adjusted R Square	0.498832881
Standard Error	0.017781105
Observations	52

ANOVA

	<i>df</i>	<i>SS</i>	<i>MS</i>	<i>F</i>
Regression	2	0.016681786	0.00834	26.38123107
Residual	49	0.015492217	0.00032	
Total	51	0.032174003		

	<i>Coefficients</i>	<i>Standard Error</i>	<i>t Stat</i>	<i>P-value</i>
Intercept	-0.001412844	0.003031837	4.66003	0.64327855
Rm - Rf	0.609699549	0.100594486	6.06096	1.88511E-07
(Rm - Rf)2	0.935458731	2.358260396	3.96673	0.693330827

SUMMARY OUTPUT Reksadana Rencana Cerdas

<i>Regression Statistics</i>	
Multiple R	0.8661099
R Square	0.7501463
Adjusted R Square	0.7399482
Standard Error	0.0159719
Observations	52

ANOVA				
	<i>df</i>	<i>SS</i>	<i>MS</i>	<i>F</i>
Regression	2	0.037529017	0.01876	73.5574
Residual	49	0.012499913	0.00026	
Total	51	0.05002893		

	<i>Coefficients</i>	<i>Standard Error</i>	<i>t Stat</i>	<i>P-value</i>
Intercept	0.0039749	0.002723345	1.45958	0.15079
Rm - Rf	0.960898	0.09035889	10.6342	2.5E-14
(Rm - Rf)2	-0.703282	2.118304903	3.32002	0.7413

SUMMARY OUTPUT Reksadana Schroder Dana Prestasi Plus

<i>Regression Statistics</i>	
Multiple R	0.8541996
R Square	0.729657
Adjusted R Square	0.7186225
Standard Error	0.0173883
Observations	52

ANOVA				
	<i>df</i>	<i>SS</i>	<i>MS</i>	<i>F</i>
Regression	2	0.03998655	0.01999	66.1256
Residual	49	0.014815299	0.0003	
Total	51	0.054801849		

	<i>Coefficients</i>	<i>Standard Error</i>	<i>t Stat</i>	<i>P-value</i>
Intercept	0.0030682	0.002964861	3.03484	0.30582
Rm - Rf	0.960148	0.098372248	9.76035	4.5E-13
(Rm - Rf)2	0.7459939	2.306163951	4.32348	0.74771

SUMMARY OUTPUT Reksadana GTF Sejahtera

<i>Regression Statistics</i>	
Multiple R	0.910908499
R Square	0.829754293
Adjusted R Square	0.822805489
Standard Error	0.010444974
Observations	52

ANOVA

	<i>df</i>	<i>SS</i>	<i>MS</i>	<i>F</i>
Regression	2	0.026054585	0.01303	119.41
Residual	49	0.005345777	0.00011	
Total	51	0.031400362		

	<i>Coefficients</i>	<i>Standard Error</i>	<i>t Stat</i>	<i>P-value</i>
Intercept	-0.002760212	0.001780961	5.49844	0.12761
Rm - Rf	0.751978299	0.0590912	12.7257	3.8E-17
(Rm - Rf)2	1.586948436	1.385289008	3.14557	0.25754

SUMMARY OUTPUT Reksadana GTF Sentosa

<i>Regression Statistics</i>	
Multiple R	0.830737993
R Square	0.690125614
Adjusted R Square	0.67747768
Standard Error	0.013408781
Observations	52

ANOVA

	<i>df</i>	<i>SS</i>	<i>MS</i>	<i>F</i>
Regression	2	0.019620819	0.00981	54.5643
Residual	49	0.008809975	0.00018	
Total	51	0.028430794		

	<i>Coefficients</i>	<i>Standard Error</i>	<i>t Stat</i>	<i>P-value</i>
Intercept	-0.000367472	0.002286317	6.07264	0.87297
Rm - Rf	0.644465709	0.075858583	8.49562	3.4E-11
(Rm - Rf)2	1.706294322	1.778370745	4.95947	0.34203

SUMMARY OUTPUT Reksadana BNI Dana Berkembang

<i>Regression Statistics</i>	
Multiple R	0.831314
R Square	0.6910829
Adjusted R Square	0.6784741
Standard Error	0.0156661
Observations	52

ANOVA

	<i>df</i>	<i>SS</i>	<i>MS</i>	<i>F</i>
Regression	2	0.026903443	0.01345	54.8093
Residual	49	0.012025957	0.00025	
Total	51	0.0389294		

	<i>Coefficients</i>	<i>Standard Error</i>	<i>t Stat</i>	<i>P-value</i>
Intercept	0.0034992	0.002671215	4.30995	0.19632
Rm - Rf	0.8321052	0.088629278	9.3886	1.6E-12
(Rm - Rf)2	-1.5348607	2.077757187	7.3871	0.46361

SUMMARY OUTPUT Citireksadana Ekuitas

<i>Regression Statistics</i>	
Multiple R	0.8085927
R Square	0.6538221
Adjusted R Square	0.6396924
Standard Error	0.0230321
Observations	52

ANOVA

	<i>df</i>	<i>SS</i>	<i>MS</i>	<i>F</i>
Regression	2	0.049093553	0.02455	46.2729
Residual	49	0.025993462	0.00053	
Total	51	0.075087015		

	<i>Coefficients</i>	<i>Standard Error</i>	<i>t Stat</i>	<i>P-value</i>
Intercept	0.0034523	0.003927183	2.87909	0.38364
Rm - Rf	1.1207825	0.130301511	8.60145	2.3E-11
(Rm - Rf)2	-1.9015885	3.054689224	4.62251	0.53649

MMARY OUTPUT Reksadana Arjuna

Regression Statistics

Multiple R	0.758246013
Adjusted R Square	0.574937016
Standard Error	0.020607858
Observations	52

ANOVA

	<i>df</i>	<i>SS</i>	<i>MS</i>
Regression	2	0.028146782	0.01407
Residual	49	0.020809506	0.00042
Total	51	0.048956288	

Coefficients *Standard Error* *t Stat*

Intercept	-0.009290152	0.003513824	5.64389
1 - Rf	0.839895247	0.116586503	7.20405
ln - Rf)2	-0.991770843	2.733165044	3.62865

MMARY OUTPUT Reksadana Bahana Dana Prima

Regression Statistics

Multiple R	0.735806221
Adjusted R Square	0.541410795
Standard Error	0.049086942
Observations	52

ANOVA

	<i>df</i>	<i>SS</i>	<i>MS</i>
Regression	2	0.13938984	0.06969
Residual	49	0.118066866	0.00241
Total	51	0.257456706	

Coefficients *Standard Error* *t Stat*

Intercept	0.01453834	0.008806319	2.9509
1 - Rf	2.031186668	0.27318325	7.43525
ln - Rf)2	-5.116639469	7.797336707	4.50367


SUMMARY OUTPUT Reksadana Si Dana Saham

<i>Regression Statistics</i>	
Multiple R	0.406878453
R Square	0.865550076
Adjusted R Square	0.131490895
Standard Error	0.105476432
Observations	52

ANOVA

	<i>df</i>	<i>SS</i>	<i>MS</i>	<i>F</i>
Regression	2	0.10815237	0.054076	4.860659
Residual	49	0.545138603	0.011125	
Total	51	0.653290973		

	<i>Coefficients</i>	<i>Standard Error</i>	<i>t Stat</i>	<i>P-value</i>
Intercept	-0.002624738	0.018922732	3.870821	0.890249
Rm - Rf	1.418876542	0.587007321	2.417136	0.019411
(Rm - Rf) ²	13.54142117	16.75466462	4.808218	0.422872



“ *MARKET TIMING* DAN *STOCK SELECTION* REKSADANA SAHAM DI INDONESIA”.

1.2. Perumusan Masalah

Berdasarkan latar belakang diatas, perumusan masalah yang dapat diambil adalah :

1. Bagaimanakah kemampuan *Market Timing* para Manajer Investasi pengelola dana?
2. Bagaimanakah kemampuan *Stock Selection* (pemilihan sekuritas) para Manajer Investasi pengelola dana?

1.3. Pembatasan masalah

Dalam penelitian ini penulis membatasi permasalahan sebagai berikut:

1. Batasan waktu penelitian ini mencakup periode mingguan dari Mei 2001 sampai April 2002.
2. Biaya transaksi dalam perdagangan dianggap tidak ada atau diabaikan.
3. Penelitian yang dilakukan hanya terbatas pada perhitungan *Market Timing* dan *Stock Selection*.
4. Penelitian dilakukan hanya pada Reksadana saham.
5. Penelitian ini tidak menggunakan tes uji pengaruh.
6. IHSG sebagai indikator pasar dianggap dapat menjadi proxy sebagai Return Market.

PERNYATAAN KEASLIAN SKRIPSI

Saya yang bertanda tangan dibawah ini :

Nama : Seno Adhiwijoyo


NIM : 97.30.2999

NIRM : 97.6.111.02016.50021

Fakultas : Ekonomi

Jurusan : Manajemen

Menyatakan bahwa skripsi ini adalah hasil karya saya sendiri. Apabila dikemudian hari ditemukan adanya bukti plagiasi / manipulasi dan / atau pemalsuan data maupun bentuk-bentuk kecurangan yang lain, saya bersedia untuk menerima sanksi dari Fakultas Ekonomi Unika Soegijapranata, Semarang.



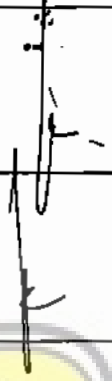
Semarang, Agustus 2002

Peneliti,



(SENO ADHIWIJOYO)

CATATAN KONSULTASI

MATERI	TGL.	KETERANGAN	PARAF PEMBIMBING
Hasil Penelitian I	I	dituntut. untuk proctas	
	II	Cek kupaan.	
	III		
	IV		
	V		
	VI		