


LAMPIRAN - LAMPIRAN



LAMPIRAN A

**Saham-saham LQ 45
Januari 2001 – Desember 2002**



Tabel 1.1

Daftar Saham Perusahaan Tercatat yang Masuk dalam Perhitungan Indeks LQ 45
Periode Agustus 2000 sampai dengan Januari 2001

No	Kode	Nama perusahaan (PT)	Keterangan
1	AALI	Astra Argo Lestari Tbk	*
2	ANTM	Aneka Tambang (Persero) Tbk	*
3	ASGR	Astra Graphia Tbk	*
4	ASII	Astra Inti Tbk	*
5	AUTO	Astra Otoparts Tbk	*
6	BASS	Bahtera Adimina Samudra Tbk	
7	BCIC	Bank CIC Internasional Tbk	
8	BHIT	Bhakti Investama Tbk	*
9	BMTR	Bimantara Citra	*
10	BNII	Bank Internasional Indonesia Tbk	
11	BRPT	Barito Pacific Timber	
12	BUDI	Budi Acid Jaya Tbk	
13	CMNP	Citra Marga Nusaphala Persada	*
14	CPIN	Charoen Pokphand Indonesia Tbk	
15	DNKS	Dankos Laboratories Tbk	
16	FASW	Fajar Surya Wisesa Tbk	
17	GGRM	Gudang Garam	*
18	GJTL	Gajah Tunggal Tbk	*
19	HMSP	HM Sampoerna	
20	INDF	Indofood Sukses Makmur	*
21	INDR	Indorama Synthetics	
22	INKP	Indah Kiat Pulp & Paper	
23	ISAT	INDOSAT	*
24	JIHD	JIHD	
25	KLBF	Kalbe Farma	*
26	KOMI	Komatsu Indonesia	
27	LPBN	Lippo Bank Tbk	
28	LPLI	Lippo Life Insurance	
29	LPSS	Lippo Securities Tbk	
30	LSIP	PP London Sumatera Tbk	
31	LTLS	Lautan Luas	
32	MEDC	Medco Energi Corp	*
33	MKDO	Makindo Tbk	
34	MLPL	Multipolar Corporation Tbk	*
35	MPPA	Matahari Putra Prima	*
36	MTDL	Metrodata Electronics Tbk	
37	PNBN	Bank Pan Indonesia Tbk	*
38	RALS	Ramayana Lestari Sentosa Tbk	
39	SMCB	Semen Cibinong	

40	SMGR	Semen Gresik	*
41	TINS	Timah Tbk	*
42	TKIM	Tjiwi Kimia Tbk	
43	TLKM	Telekomunikasi Indonesia	*
44	TSPC	Tempo Scan Pacific	
45	UNTR	United Tractors	*

Sumber : JSX Monthly Statistics

Tabel 1.2

Daftar Saham Perusahaan Tercatat yang Masuk dalam Perhitungan Indeks LQ 45

Periode Februari 2001 sampai dengan Juli 2001

No	Kode	Nama perusahaan (PT)	Keterangan
1	AALI	Astra Agro Lestari Tbk	*
2	ALFA	Alfa Retailindo	
3	ANTM	Aneka Tambang	*
4	ASGR	Astra Graphia Tbk	*
5	ASII	Astra International Tbk	*
6	AUTO	Astra Otoparts	*
7	BASS	Bahtera Adimina	
8	BBCA	Bank Central Asia	
9	BCIC	Bank CIC	
10	BHIT	Bhakti Investama	
11	BMTR	Bimantara Citra	
12	CMNP	Citra Marga Nusaphala P	
13	CPIN	Charoen Pokphand	
14	FASW	Pajar Surya	
15	GGRM	Gudang Garam Tbk	*
16	GJTL	Gajah Tunggal Tbk	*
17	HMSP	H M Sampoerna Tbk	
18	INDF	Indofood Sukses M Tbk	*
19	INKP	Indah Kiat Pulp & Paper	
20	INTP	Indocement Tunggal P Tbk	
21	ISAT	Indosat Tbk	*
22	JIID	Jakarta International I	
23	KLBF	Kalbe Farma Tbk	*
24	KOMI	Komatsu Indonesia	
25	LPBN	Bank Lippo Tbk	
26	LPLI	Lippo E-NET Tbk	
27	LPPS	Lippo Securities	
28	MEDC	Medco Energi Corp. Tbk	*
29	MKDO	Makindo Tbk	
30	MLIA	Mulia Industrindo	
31	MLPL	Multipolar Tbk	*

32	MPPA	Matahari Putra Prima Tbk	*
33	MTDL	Metrodata	
34	PNEB	Bank Pan	*
35	RALS	Ramayana Lestari S Tbk	
36	RMBA	Bentoel	
37	SMCB	Semen Cibinong	
38	SMGR	Semen Gresik Tbk	*
39	TINS	Timah Tbk	*
40	TKIM	Pabrik Kertas Tjiwi K Tbk	
41	TLKM	Telekomunikasi Indonesia	*
42	TRIM	Trimegah	
43	TSPC	Tempo Scan Pasific	*
44	ULTJ	ULTJ	
45	UNTR	United Tractors	*

Sumber : JSX Monthly Statistics

Tabel 1.3

Daftar Saham Perusahaan Tercatat yang Masuk dalam Perhitungan Indeks LQ 45

Periode Agustus 2001 sampai dengan Januari 2002

No	Kode	Nama perusahaan (P1)	Keterangan
1	AALI	Astra Agro Lestari Tbk	*
2	ALFA	Alfa Retailindo	
3	ANTM	Aneka Tambang	*
4	ASGR	Astra Graphia Tbk	*
5	ASII	Astra International Tbk	*
6	AUTO	Astra Otoparts	*
7	BBCA	Bank Central Asia	
8	BHIT	Bhakti Investama	*
9	BMTR	Bimantara Citra	*
10	CMNP	Citra Marga Nusaphala P	*
11	DSFI	Dharma Samudra	
12	DYNA	Dynaplast Tbk	
13	FASW	Fajar Surya	
14	GGRM	Gudang Garam Tbk	*
15	GJTL	Gajah Tunggal Tbk	*
16	HMSP	H M Sampoerna Tbk	
17	IDSR	Indosiar Visual	
18	INDF	Indofood Sukses M Tbk	*
19	INDR	Indorama	
20	IN'TP	Indocement Tunggal P Tbk	
21	ISAT	Indosat Tbk	*
22	KLBF	Kalbe Farma Tbk	*
23	LPBN	Bank Lippo Tbk	

24	LPLI	Lippo E-NET Tbk	
25	LPPS	Lippo Securities	
26	MEDC	Medco Energi Corp. Tbk	*
27	MKDO	Makindo Tbk	
28	MLIA	Mulia Industrindo	
29	MLPL	Multipolar Tbk	*
30	MPPA	Matahari Putra Prima Tbk	*
31	MTDL	Metrodata	
32	MYOR	Mayora Indah Tbk	
33	PNBN	Bank Pan	*
34	RALS	Ramayana Lestari S Tbk	
35	RMBA	Bentoel	
36	SMAR	SMART Tbk	
37	SMGR	Semen Gresik Tbk	*
38	TINS	Timah Tbk	*
39	TLKM	Telekomunikasi Indonesia	*
40	TMPO	Tempo Inti Media	
41	TRIM	Trimegah	
42	TSPC	Tempo Scan Pasific	*
43	ULTJ	ULTJ	
44	UNTR	United Tractors	*
45	UNVR	Unilever	

Sumber : JSX Monthly Statistics

Tabel 1.4

Daftar Saham Perusahaan Tercatat yang Masuk dalam Perhitungan Indeks LQ 45
Periode Februari 2002 sampai dengan Juli 2002

No	Kode	Nama perusahaan (PT)	Keterangan
1	AALI	Astra Agro	*
2	ALFA	Alfa Retailindo	
3	ANIM	Aneka Tambang	*
4	ASGR	Astra Graphia Tbk	*
5	ASII	Astra International Tbk	*
6	AUTO	Astra Otoparts	*
7	BBCA	Bank Central Asia	
8	BHIT	Bhakti Investama	*
9	BLTA	Berlian Laju Tanker	
10	BMTR	Bimantara Citra	*
11	CMNP	Citra Marga Nusaphala P	*
12	DNKS	Dankos	
13	DSFI	Dharma Samudera	
14	GGRM	Gudang Garam Tbk	*
15	GJTL	Gajah Tunggal Tbk	*

16	HIMP	H M Sampoerna Tbk	
17	IDSR	Indosiar Visual	
18	INAF	Indofarma Tbk	
19	INDF	Indofood Sukses	*
20	INDR	Indorama	
21	INTP	Indocement	
22	ISAT	Indosat Tbk	*
23	JIHD	Jakarta Int 1	
24	KAEP	Kimia Farma Tbk	
25	KLBF	Kalbe Farma Tbk	*
26	KOMI	Komatsu Indonesia	
27	KOPI	Kopitime Dot Com	
28	MEDC	Medco Energi	*
29	MKDO	Makindo Tbk	
30	MLPL	Multipolar Tbk	*
31	MPPA	Matahari Putra	*
32	MTDL	Metrodata	
33	PNBN	Bank Pan	*
34	RALS	Ramayana Lestari	
35	RMBA	Bentol	
36	SMAR	SMART Tbk	
37	SMCB	Semen Cibinong	
38	SMGR	Semen Gresik	*
39	TINS	Timah Tbk	*
40	TLKM	Telekomunikasi Indonesia	*
41	TMPO	Tempo Inti Media	
42	TSPC	Tempo Scan	*
43	ULTJ	Ultra Jaya Milk	
44	UNTR	United Tractors	*
45	UNVR	Unilever	

Sumber : JSX Monthly Statistics

Tabel 1.5

Daftar Saham Perusahaan Tercatat yang Masuk dalam Perhitungan Indeks LQ 45
Periode Agustus 2002 sampai dengan Januari 2003

No	Kode	Nama perusahaan (PT)	Keterangan
1	AALI	Astra Argo Lestari Tbk	*
2	ANTM	Aneka Tambang (Persero) Tbk	*
3	ASGR	Astra Graphia Tbk	*
4	ASII	Astra Inti Tbk	*
5	AUTO	Astra Otoparts Tbk	
6	BBCA	Bank Central Asia	
7	BBNI	Bank Negara Indonesia Tbk	

8	BHIT	Bhakti Investama	*
9	BLTA	Berlian Laju Tanker Tbk	
10	BMTR	Bimantara Citra	*
11	CENT	Centra Online Tbk	
12	CMNP	Citra Marga Nusaphala Persada	*
13	CNKO	Central Korporindo Internasional Tbk	
14	DNKS	Dankos Laboratories Tbk	
15	DSFI	Dharma Samudra Fishing International Tbk	
16	GGRM	Gudang Garam	*
17	GJTL	Gajah Tunggal	*
18	HMSP	HM Sampoerna	
19	IDSR	Indosiar Visual Mandiri Tbk	
20	INAF	Indofarma Tbk	
21	INDF	Indofood Sukses Makmur Tbk	*
22	INDR	Indorama Synthetics Tbk	
23	INTP	Indocement Tunggol Perkasa	
24	ISAT	Indosat	*
25	JAKA	Jaka Artha Graha Tbk	
26	JIHD	Jakarta Int'l Hotel & Development Tbk	
27	KAEF	Kimia Farma Tbk	
28	KLBF	Kalbe Farma	*
29	LPBN	Bank Lippo Tbk	
30	MEDC	Medco Energi Corp	*
31	MLPL	Multipolar Corporation Tbk	*
32	MPPA	Matahari Putra Prima	*
33	MTDL	Metrodata Electronics Tbk	
34	PNBN	Bank Pan Indonesia Tbk	*
35	RALS	Ranayana Lestari Sentosa Tbk	
36	RMBA	Bentoe! Internasional Investama	
37	RYAN	Ryane Adibusana Tbk	
38	SMCB	Semen Cibinong Tbk	
39	SMGR	Semen Gresik	*
40	TINS	Timah Tbk	*
41	TLKM	Telekomunikasi Indonesia	*
42	TSPC	Tempo Scan Pacific	*
43	TURI	Tunas Ridean Tbk	
44	UNTR	United Tractors	*
45	UNVR	Unilever Indonesia Tbk	

Sumber : JSX Monthly Statistics

* : adalah saham - saham yang berturut - turut masuk dalam indeks LQ 45 selama Januari 2001 - Desember 2002, dan tidak melakukan *stocksplit*.

LAMPIRAN B

Data dan perhitungan



HARGA SAHAM PENUTUPAN 22 PERUSAHAAN
PERIODE JANUARI 2001 - DESEMBER 2002

BULAN	AALI	ANTM	ASGR	ASII	AUTO	BHIT	BMTR	CMNP	GGRM	GJTL	INDF	ISAT	KLBF	MEDC	MLPL	MPPA	PNBN	SMGR
JAN	825	875	340	2100	1825	325	1000	485	13550	350	850	9050	305	1000	355	450	150	5800
FEB	850	950	380	2200	1800	440	1300	525	14350	350	1025	10550	340	900	345	500	155	6300
MAR	625	825	210	1400	1375	420	1400	420	12950	265	850	8000	255	850	250	455	100	4950
APR	485	775	180	1300	1175	340	950	395	11300	215	750	7900	205	775	205	400	165	3950
MAY	625	925	220	1525	1250	310	1200	425	12050	240	775	9100	225	800	240	460	210	4325
JUN	950	1000	300	1975	1450	320	1325	440	13200	260	850	10150	250	1100	320	525	240	6150
JUL	1725	1075	460	2400	1700	325	1350	600	12900	275	875	10500	310	1475	375	575	240	7450
AUG	1300	1000	450	2375	1675	300	1300	475	12200	275	800	9250	310	1225	355	550	235	8900
SEP	1175	950	335	1925	1275	280	1025	415	10000	205	725	7750	250	1300	275	495	215	7350
OCT	1000	925	375	1800	1275	250	1025	385	9750	200	675	8100	260	1500	275	525	200	7050
NOV	950	725	380	2025	1250	285	1275	290	8300	125	625	8300	235	1425	265	480	190	6400
DEC	925	800	360	1950	1225	255	1425	310	8650	135	625	9450	225	1500	245	435	185	5500
JAN	1125	1000	395	2425	1375	300	1725	345	12200	165	850	10700	280	1450	265	490	230	6500
FEB	1125	1025	410	2725	1625	280	1875	350	11100	165	775	10400	310	1450	290	575	270	6950
MAR	1550	1050	400	2550	1575	330	2175	330	11100	185	825	10300	325	1450	310	650	470	8450
APR	1875	1325	475	3825	2100	435	3475	490	11550	320	1075	12800	415	1750	350	775	575	10600
MAY	1975	1225	480	4425	2050	425	2950	395	10850	280	1100	11750	390	1550	315	650	575	9850
JUN	1975	1125	430	4250	2000	410	2500	385	10550	280	1075	10950	410	1425	300	675	575	8400
JUL	1700	575	335	3825	1550	380	2500	360	8950	235	1100	8400	330	1150	230	600	455	6250
AUG	1650	525	330	3200	1550	380	2525	375	8450	225	925	9150	360	1400	235	550	480	7350
SEP	1250	430	295	2750	1450	355	2525	350	8350	235	750	8650	300	1250	200	550	170	7600
OCT	1025	445	235	1900	1150	340	2400	340	7100	205	600	7650	230	1000	155	480	145	6750
NOV	1250	435	250	2500	1275	335	2500	390	7650	220	575	8350	260	1100	165	490	170	7250
DEC	1550	600	275	3150	1400	385	2850	380	8300	230	600	9250	275	1350	170	500	180	8150
JAN	1775	750	255	2075	1225	335	2400	340	7400	215	575	7450	260	1300	130	440	175	7600



BULAN	TLKM	TSPC	UNTR
JAN	2425	3000	420
FEB	3075	3175	480
MAR	2425	2750	350
APR	2300	2400	285
MAY	2825	2925	300
JUN	3200	3150	380
JUL	3050	3100	430
AUG	2950	2925	450
SEP	2650	2600	355
OCT	2800	3100	365
NOV	2750	3050	355
DEC	3200	3250	260
JAN	3650	4000	430
FEB	3600	4775	430
MAR	4150	4900	440
APR	4200	6000	600
MAY	4075	6400	575
JUN	3750	5800	550
JUL	3325	5000	405
AUG	3625	4350	295
SEP	3350	3975	335
OCT	2675	3700	235
NOV	3550	4050	260
DEC	3850	4125	305
JAN	3375	3875	270

BETA KOREKSI RATIO 22 PERUSAHAAN
PERIODE JANUARI 2001 - DESEMBER 2002

BULAN	AALI	ANTM	ASGR	ASII	AUTO	BHIT	BMTR	CMNP	GGRM	GJTL	INDF	ISAT	KLBF	MEDC	MLPL	MPPA	PBNB	SMGR
JAN	2.848	2.722	2.427	2.219	2.523	1.777	2.844	2.212	2.765	2.782	2.569	2.694	2.301	2.646	2.4	2.465	2.365	2.798
FEB	2.631	2.543	2.391	2.69	2.458	3.04	2.964	2.118	2.746	2.539	2.533	2.836	2.312	2.584	2.179	2.486	2.433	2.548
MAR	2.697	2.641	2.671	2.994	2.677	2.89	2.786	2.355	2.839	2.621	2.645	3.019	2.51	2.439	2.617	2.579	2.583	2.635
APR	2.745	2.593	2.671	2.975	2.727	2.916	2.835	2.364	2.822	2.698	2.661	2.914	2.611	2.436	2.533	2.572	2.313	2.566
MAY	2.693	2.563	2.688	3.005	2.667	2.884	2.877	2.377	2.814	2.755	2.635	2.919	2.595	2.367	2.537	2.581	2.328	2.542
JUN	2.883	2.654	2.722	2.998	2.697	2.858	2.882	2.453	2.807	2.704	2.587	2.894	2.539	2.472	2.648	2.67	2.311	2.608
JUL	1.542	1.298	1.58	1.863	1.509	1.556	1.568	1.144	1.502	1.472	1.329	1.583	1.396	1.178	1.401	1.359	1.102	1.32
AUG	1.412	1.236	1.516	1.871	1.412	1.585	1.586	1.182	1.54	1.485	1.303	1.565	1.437	1.181	1.363	1.329	1.077	1.334
SEP	1.306	1.134	1.521	1.857	1.333	1.52	1.547	1.23	1.514	1.479	1.256	1.499	1.447	1.17	1.357	1.288	0.984	1.273
OCT	1.368	1.197	1.494	1.931	1.312	1.555	1.554	1.308	1.528	1.472	1.322	1.446	1.43	1.196	1.337	1.281	0.952	1.413
NOV	1.388	1.111	1.493	1.926	1.314	1.588	1.501	1.356	1.462	1.422	1.247	1.41	1.672	1.243	1.313	1.176	0.98	1.481
DEC	1.398	1.112	1.489	1.944	1.435	1.524	1.536	1.381	1.521	1.417	1.246	1.398	1.626	1.244	1.301	1.297	1.032	1.512
JAN	2.716	2.502	2.672	3.173	2.703	2.762	2.765	2.595	2.877	2.83	2.708	2.716	2.893	2.487	2.598	2.719	2.51	2.801
FEB	2.732	2.46	2.695	2.962	2.711	2.565	2.528	2.602	2.771	2.858	2.561	2.533	2.922	2.451	2.673	2.668	2.372	2.816
MAR	2.631	2.389	2.545	2.754	2.539	2.578	2.515	2.538	2.714	2.912	2.624	2.495	2.964	2.474	2.458	2.614	2.455	2.812
APR	2.625	2.427	2.548	2.925	2.664	2.704	2.714	2.869	2.726	2.928	2.646	2.703	2.988	2.454	2.611	2.71	2.842	2.97
MAY	2.737	2.519	2.671	2.958	2.78	2.702	2.674	2.823	2.772	3.1	2.632	2.727	3.054	2.539	2.711	2.758	2.828	3.018
JUN	2.608	2.499	2.655	2.997	2.755	2.666	2.76	2.886	2.772	3.055	2.775	2.724	3.027	2.537	2.713	2.683	2.855	3.026
JUL	2.591	2.836	2.636	2.859	2.761	2.65	2.674	2.85	2.774	3.103	2.806	2.732	2.937	2.566	2.726	2.77	2.883	3.091
AUG	2.654	2.895	2.582	2.786	2.694	2.689	2.597	2.851	2.74	3.097	2.795	2.704	2.818	2.571	2.613	2.804	2.845	3
SEP	2.656	2.944	2.507	2.819	2.618	2.745	2.564	2.811	2.718	3.122	2.883	2.735	2.826	2.595	2.555	2.643	3.036	3.044
OCT	2.725	2.715	2.538	3.02	2.797	2.648	2.503	2.693	2.704	2.96	2.854	2.669	2.81	2.61	2.498	2.593	3.23	2.839
NOV	2.734	2.745	2.574	3.036	2.792	2.683	2.584	2.698	2.682	2.924	2.759	2.679	2.766	2.614	2.557	2.603	3.189	2.78
DEC	2.737	2.788	2.573	3.047	2.79	2.691	2.587	2.694	2.682	2.921	2.762	2.676	2.77	2.619	2.56	2.601	3.212	2.781



BULAN	TINS	TLKM	TSPC	UNTR
JAN	2.513	2.773	2.778	2.791
FEB	2.592	2.658	2.839	2.516
MAR	2.662	2.799	2.813	2.662
APR	2.63	2.732	2.796	2.734
MAY	2.556	2.765	2.768	2.725
JUN	2.536	2.743	2.84	2.668
JUL	1.218	1.395	1.521	1.461
AUG	1.207	1.439	1.56	1.401
SEP	1.227	1.448	1.498	1.432
OCT	1.412	1.451	1.429	1.376
NOV	1.333	1.373	1.414	1.357
DEC	1.337	1.375	1.438	1.35
JAN	2.755	2.667	2.819	2.708
FEB	2.718	2.49	2.842	2.705
MAR	2.781	2.393	2.887	2.645
APR	2.826	2.354	2.826	2.792
MAY	2.94	2.374	2.76	2.794
JUN	3.025	2.458	2.74	2.866
JUL	3.099	2.525	2.757	2.862
AUG	3.027	2.485	2.706	2.883
SEP	3.11	2.455	2.723	2.871
OCT	2.85	2.366	2.681	2.895
NOV	2.982	2.419	2.659	2.909
DEC	2.987	2.42	2.66	2.909

**BOOK VALUE 22 PERUSAHAAN
PERIODE JANUARI 2001 - DESEMBER 2002**

KET	JAN	FEB	MAR	APR	MAY	JUN	JUL	AUG	SEP	OCT	NOV	DEC
AALI	728	728	711	711	711	696	696	764	764	704	629	609
ANTM	1356	1356	1356	1422	1422	1510	1510	1510	1487	1487	1221	1215
ASGR	138	138	138	146	146	164	164	162	162	162	159	162
ASII	526	525	525	679	679	444	443	442	261	261	738	827
AUTO	745	745	752	752	752	776	776	845	845	845	893	908
BHIT	194	194	194	194	178	178	178	165	194	194	221	211
BMTR	367	367	849	849	849	761	761	891	891	891	912	796
CMNP	409	409	409	393	393	383	383	383	355	355	294	358
GGRM	3431	3431	3176	3176	3176	3396	3396	3396	3654	3654	3496	3016
GJTL	368	368	368	368	368	368	-186	-408	-700	-700	-182	-176
INDF	318	334	334	334	358	358	358	355	355	355	328	306
ISAT	4410	5626	5626	5678	6199	6199	6199	6199	10728	10728	10727	9561
KLBF	49	49	49	46	46	48	48	45	45	45	73	58
MEDC	940	940	940	940	940	1134	1134	1134	1221	1221	1175	1253
MLPL	524	524	524	529	529	478	478	478	488	488	518	522
MPPA	593	593	626	626	626	649	649	640	640	640	630	592
PNBN	485	485	485	485	178	455	456	447	447	447	336	322
SMGR	4957	4957	4957	5026	5026	5231	5231	4725	4725	4725	5033	4544
TINS	3103	3182	3182	3182	3182	3412	3412	3210	3210	3210	1834	1725
TLKM	1323	1323	1358	1358	1447	1447	1447	1447	506	506	590	714
TSPC	2083	2083	2341	2341	2341	2597	2597	2661	2661	2661	2302	-44
UNTR	409	409	368	368	368	303	303	292	292	292	407	466

KET	JAN	FEB	MAR	APR	MAY	JUN	JUL	AUG	SEP	OCT	NOV	DEC
AALI	741	883	741	759	796	790	827	827	827	884	883	883
ANTM	1519	975	1,519	1560	1592	1592	1027	1027	939	939	975	975
ASGR	191	237	187	186	203	203	203	203	203	203	237	237
ASII	1124	1428	1,117	1000	991	1447	1446	1446	1445	1445	1904	1904
AUTO	1075	1376	1,074	1106	1106	1246	1246	1246	1294	1294	1294	1376
BHIT	218	214	218	223	223	223	230	230	230	247	247	214
BMTR	1006	1719	1,006	1346	1385	1384	1384	1472	1472	1472	1721	1720
CMNP	410	241	410	410	410	223	221	240	240	240	240	241
GGRM	3975	4815	4,261	4261	4527	4527	4527	4524	4524	4524	4815	4815
GJTL	-209	-172	-209	-209	-209	-209	-1071	-849	-447	-447	-447	-447
INDF	379	404	379	389	409	404	402	408	408	408	404	404
ISAT	10888	10314	10,888	10372	10560	10560	10560	10560	10317	10317	10314	10314
KLBF	72	111	72	54	54	86	86	116	116	116	111	111
MEDC	1190	1228	1,190	1300	1300	1300	1300	1173	1173	1173	1173	1228
MLPL	565	555	505	551	551	561	561	562	565	565	555	555
MPPA	660	606	632	632	635	635	635	630	630	630	630	606
PNBN	444	235	444	586	588	588	588	588	235	236	235	235
SMGR	5412	5556	5,412	5330	5440	5440	5440	5440	5440	5347	5556	5556
TINS	3009	2857	2,966	2966	2941	2941	2941	1941	2941	2830	2857	2857
TLKM	825	1457	825	925	1073	1073	1073	1036	1036	1036	1457	1457
TSPC	-60	3043	-60	2824	2824	3003	3003	2839	2839	2839	3043	3043
UNTR	563	763	563	527	611	611	611	745	745	763	763	763

LIABILITAS 22 PERUSAHAAN
PERIODE JANUARI 2001 - DESEMBER 2002

KET	JAN	FEB	MAR	APR	MAY	JUN
AALI	1,397,000,000,000	1,397,000,000,000	1,268,000,000,000	1,268,000,000,000	1,268,000,000,000	1,315,000,000,000
MEDC	906,000,000,000	906,000,000,000	906,000,000,000	906,000,000,000	906,000,000,000	1,047,000,000,000
ANTM	711,000,000,000	711,000,000,000	711,000,000,000	757,000,000,000	757,000,000,000	752,000,000,000
TINS	377,000,000,000	460,000,000,000	460,000,000,000	460,000,000,000	460,000,000,000	573,000,000,000
SMGR	4,451,000,000,000	4,451,000,000,000	4,451,000,000,000	4,522,000,000,000	4,522,000,000,000	4,620,000,000,000
ASII	22,647,000,000,000	22,647,000,000,000	22,647,000,000,000	23,968,000,000,000	23,968,000,000,000	24,355,000,000,000
AUTO	1,005,000,000,000	1,005,000,000,000	1,001,000,000,000	1,001,000,000,000	1,001,000,000,000	1,074,000,000,000
GJTL	12,759,000,000,000	12,759,000,000,000	12,759,000,000,000	12,759,000,000,000	12,759,000,000,000	2,759,000,000,000
INDF	8,075,000,000,000	8,862,000,000,000	8,862,000,000,000	8,862,000,000,000	9,575,000,000,000	9,575,000,000,000
GGRM	4,140,000,000,000	4,140,000,000,000	4,732,000,000,000	4,732,000,000,000	4,732,000,000,000	4,331,000,000,000
KLBF	1,432,000,000,000	1,432,000,000,000	1,432,000,000,000	1,452,000,000,000	1,452,000,000,000	1,543,000,000,000
TSPC	328,000,000,000	328,000,000,000	321,000,000,000	321,000,000,000	321,000,000,000	308,000,000,000
CMNP	806,000,000,000	806,000,000,000	806,000,000,000	1,294,000,000,000	1,294,000,000,000	916,000,000,000
ISAT	945,000,000,000	1,498,000,000,000	1,498,000,000,000	1,330,000,000,000	1,430,000,000,000	1,430,000,000,000
TLKM	14,762,000,000,000	14,762,000,000,000	15,156,000,000,000	15,156,000,000,000	14,964,000,000,000	14,964,000,000,000
PNBN	12,261,000,000,000	12,261,000,000,000	12,261,000,000,000	12,261,000,000,000	13,921,000,000,000	13,638,000,000,000
BHIT	374,000,000,000	374,000,000,000	374,000,000,000	374,000,000,000	435,000,000,000	435,000,000,000
UNTR	4,693,000,000,000	4,603,000,000,000	4,830,000,000,000	4,830,000,000,000	4,830,000,000,000	5,438,000,000,000
MPPA	1,000,000,000,000	1,000,000,000,000	1,251,000,000,000	1,251,000,000,000	1,251,000,000,000	882,000,000,000
ASGR	735,000,000,000	735,000,000,000	735,000,000,000	625,000,000,000	710,000,000,000	710,000,000,000
MLPL	488,000,000,000	488,000,000,000	488,000,000,000	518,000,000,000	518,000,000,000	654,000,000,000
BMTR	4,070,000,000,000	4,070,000,000,000	2,148,000,000,000	2,148,000,000,000	2,148,000,000,000	2,177,000,000,000

KET	AUG	SEP	OCT	NOV	DEC
AALI	1,365,000,000.000	1,365,000,000.000	365,000,000.000	365,000,000.000	365,000,000.000
MEDC	1,047,000,000.000	1,331,000,000.000	1,331,000,000.000	1,331,000,000.000	1,331,000,000.000
ANTM	752,000,000.000	913,000,000.000	913,000,000.000	913,000,000.000	913,000,000.000
TINS	842,000,000.000	842,000,000.000	842,000,000.000	842,000,000.000	842,000,000.000
SMGR	4,986,000,000.000	4,986,000,000.000	986,000,000.000	986,000,000.000	986,000,000.000
ASII	24,355,000,000.000	26,253,000,000.000	26,253,000,000.000	26,253,000,000.000	26,253,000,000.000
AUTO	1,052,000,000.000	1,052,000,000.000	1,052,000,000.000	1,052,000,000.000	1,052,000,000.000
GJTL	17,140,000,000.000	19,091,000,000.000	19,091,000,000.000	19,091,000,000.000	19,091,000,000.000
INDF	10,537,000,000.000	10,537,000,000.000	10,537,000,000.000	10,537,000,000.000	10,537,000,000.000
GGRM	4,331,000,000.000	3,333,000,000.000	3,333,000,000.000	3,333,000,000.000	3,333,000,000.000
KLBF	1,633,000,000.000	1,633,000,000.000	1,633,000,000.000	1,633,000,000.000	1,633,000,000.000
TSPC	386,000,000.000	386,000,000.000	386,000,000.000	386,000,000.000	386,000,000.000
CMNP	916,000,000.000	1,032,000,000.000	1,032,000,000.000	1,032,000,000.000	1,032,000,000.000
ISAT	1,430,000,000.000	12,799,000,000.000	12,799,000,000.000	12,799,000,000.000	12,799,000,000.000
TLKM	14,964,000,000.000	26,040,000,000.000	26,040,000,000.000	26,040,000,000.000	26,040,000,000.000
PNBN	13,223,000,000.000	13,223,000,000.000	13,223,000,000.000	13,223,000,000.000	13,223,000,000.000
BHIT	310,000,000.000	436,000,000.000	436,000,000.000	436,000,000.000	436,000,000.000
UNTR	6,169,000,000.000	6,169,000,000.000	6,169,000,000.000	6,169,000,000.000	6,169,000,000.000
MPPA	1,049,000,000.000	1,049,000,000.000	1,049,000,000.000	1,049,000,000.000	1,049,000,000.000
ASGR	685,000,000.000	685,000,000.000	685,000,000.000	685,000,000.000	685,000,000.000
MLPL	654,000,000.000	757,000,000.000	757,000,000.000	757,000,000.000	757,000,000.000
BMTR	2,790,000,000.000	2,790,000,000.000	2,790,000,000.000	2,790,000,000.000	2,790,000,000.000



KET	JAN	FEB	MAR	APR	MAY	JUN
AALI	1,373,000,000,000	1,287,000,000,000	1,118,000,000,000	1,309,000,000,000	1,342,000,000,000	1,342,000,000,000
MEDC	808,000,000,000	1,737,000,000,000	3,967,000,000,000	864,000,000,000	864,000,000,000	864,000,000,000
ANTM	738,000,000,000	643,000,000,000	1,870,000,000,000	630,000,000,000	589,000,000,000	589,000,000,000
TINS	686,000,000,000	602,000,000,000	1,493,000,000,000	429,000,000,000	481,000,000,000	481,000,000,000
SMGR	5,237,000,000,000	3,695,000,000,000	3,210,000,000,000	5,558,000,000,000	4,050,000,000,000	4,050,000,000,000
ASII	23,577,000,000,000	19,522,000,000,000	2,856,000,000,000	22,023,000,000,000	22,023,000,000,000	20,859,000,000,000
AUTO	902,000,000,000	695,000,000,000	865,000,000,000	833,000,000,000	833,000,000,000	745,000,000,000
GJTL	16,331,000,000,000	14,365,000,000,000	-664,000,000,000	16,331,000,000,000	16,331,000,000,000	16,331,000,000,000
INDF	8,281,000,000,000	10,116,000,000,000	3,469,000,000,000	8,659,000,000,000	8,773,000,000,000	8,773,000,000,000
GGRM	5,780,000,000,000	6,587,000,000,000	8,198,000,000,000	5,250,000,000,000	3,966,000,000,000	3,966,000,000,000
KLBF	1,457,000,000,000	1,511,000,000,000	293,000,000,000	1,531,000,000,000	1,531,000,000,000	1,504,000,000,000
TSPC	142,000,000,000	327,000,000,000	-27,000,000,000	330,000,000,000	330,000,000,000	315,000,000,000
CMNP	701,000,000,000	707,000,000,000	821,000,000,000	701,000,000,000	701,000,000,000	745,000,000,000
ISAT	12,034,000,000,000	1,787,000,000,000	11,275,000,000,000	11,370,000,000,000	10,435,000,000,000	10,435,000,000,000
TLKM	21,632,000,000,000	34,381,000,000,000	8,319,000,000,000	21,911,000,000,000	20,244,000,000,000	20,244,000,000,000
PNBN	12,075,000,000,000	14,233,000,000,000	2,641,000,000,000	20,107,000,000,000	20,988,000,000,000	20,988,000,000,000
BHIT	371,000,000,000	659,000,000,000	545,000,000,000	354,000,000,000	354,000,000,000	354,000,000,000
UNTR	5,314,000,000,000	5,129,000,000,000	870,000,000,000	5,566,000,000,000	5,283,000,000,000	5,283,000,000,000
MPPA	991,000,000,000	1,225,000,000,000	1,710,000,000,000	969,000,000,000	741,000,000,000	741,000,000,000
ASGR	586,000,000,000	484,000,000,000	244,000,000,000	594,000,000,000	530,000,000,000	533,000,000,000
MLPL	663,000,000,000	667,000,000,000	946,000,000,000	617,000,000,000	617,000,000,000	604,000,000,000
BMTR	2,558,000,000,000	2,103,000,000,000	1,023,000,000,000	2,174,000,000,000	2,229,000,000,000	2,229,000,000,000

KET	JUL	AUG	SEP	OCT	NOV	DEC
AALI	1,311,000,000,000	1,331,000,000,000	1,311,000,000,000	1,287,000,000,000	1,287,000,000,000	1,287,000,000,000
MEDC	864,000,000,000	1,701,000,000,000	1,701,000,000,000	1,701,000,000,000	1,701,000,000,000	1,701,000,000,000
ANTM	589,000,000,000	589,000,000,000	679,000,000,000	679,000,000,000	643,000,000,000	643,000,000,000
TINS	481,000,000,000	481,000,000,000	481,000,000,000	543,000,000,000	602,000,000,000	602,000,000,000
SMGR	4,050,000,000,000	4,050,000,000,000	4,050,000,000,000	3,913,000,000,000	3,695,000,000,000	3,695,000,000,000
ASII	20,859,000,000,000	20,859,000,000,000	20,859,000,000,000	20,859,000,000,000	19,993,000,000,000	19,993,000,000,000
AUTO	745,000,000,000	745,000,000,000	776,000,000,000	776,000,000,000	776,000,000,000	776,000,000,000
GJTL	19,151,000,000,000	18,058,000,000,000	16,377,000,000,000	16,377,000,000,000	16,577,000,000,000	16,377,000,000,000
INDF	8,773,000,000,000	8,944,000,000,000	8,944,000,000,000	8,944,000,000,000	10,146,000,000,000	10,146,000,000,000
GGRM	3,966,000,000,000	5,049,000,000,000	5,049,000,000,000	5,049,000,000,000	6,557,000,000,000	6,557,000,000,000
KLBF	1,504,000,000,000	1,455,000,000,000	1,455,000,000,000	1,455,000,000,000	1,541,000,000,000	1,541,000,000,000
TSPC	315,000,000,000	434,000,000,000	434,000,000,000	434,000,000,000	327,000,000,000	327,000,000,000
CMNP	771,000,000,000	719,000,000,000	719,000,000,000	719,000,000,000	719,000,000,000	719,000,000,000
ISAT	10,435,000,000,000	10,135,000,000,000	10,613,000,000,000	10,813,000,000,000	11,787,000,000,000	11,787,000,000,000
TLKM	20,244,000,000,000	23,742,000,000,000	23,742,000,000,000	23,742,000,000,000	24,381,000,000,000	24,381,000,000,000
PNBN	20,988,000,000,000	20,988,000,000,000	20,988,000,000,000	21,126,000,000,000	14,223,000,000,000	14,233,000,000,000
BHIT	504,000,000,000	504,000,000,000	504,000,000,000	546,000,000,000	546,000,000,000	546,000,000,000
UNTR	5,283,000,000,000	4,722,000,000,000	4,722,000,000,000	5,129,000,000,000	5,129,000,000,000	5,129,000,000,000
MPPA	741,000,000,000	1,195,000,000,000	1,195,000,000,000	1,195,000,000,000	1,195,000,000,000	1,195,000,000,000
ASGR	533,000,000,000	533,000,000,000	533,000,000,000	533,000,000,000	484,000,000,000	484,000,000,000
MLPL	604,000,000,000	630,000,000,000	630,000,000,000	630,000,000,000	667,000,000,000	667,000,000,000
BMTR	2,229,000,000,000	2,248,000,000,000	2,248,000,000,000	2,248,000,000,000	2,103,000,000,000	2,103,000,000,000

EQUITAS 2:2 PERUSAHAAN

PERIODE QUANTAS 2 PERUSAHAAN FEBRUER 2002

KET	JAN	FEB	MAR	APR	MAY	JUN
AALI	1,099,000,000,000	1,099,000,000,000	1,073,000,000,000	1,073,000,000,000	1,073,000,000,000	1,051,000,000,000
ANTM	1,669,000,000,000	1,669,000,000,000	1,669,000,000,000	1,750,000,000,000	1,750,000,000,000	1,858,000,000,000
ASGR	180,000,000,000	180,000,000,000	180,000,000,000	286,000,000,000	286,000,000,000	214,000,000,000
ASII	1,319,000,000,000	1,319,000,000,000	1,319,000,000,000	1,705,000,000,000	1,705,000,000,000	1,116,000,000,000
AUTO	559,000,000,000	559,000,000,000	564,000,000,000	564,000,000,000	564,000,000,000	582,000,000,000
BHIT	416,000,000,000	432,000,000,000	416,000,000,000	416,000,000,000	401,000,000,000	401,000,000,000
BMTR	374,000,000,000	374,000,000,000	864,000,000,000	864,000,000,000	864,000,000,000	774,000,000,000
CMNP	819,000,000,000	819,000,000,000	819,000,000,000	787,000,000,000	787,000,000,000	766,000,000,000
GGRM	6,601,000,000,000	6,601,000,000,000	6,111,000,000,000	6,111,000,000,000	6,111,000,000,000	6,534,000,000,000
GJTL	1,166,000,000,000	1,166,000,000,000	1,166,000,000,000	1,166,000,000,000	1,166,000,000,000	1,166,000,000,000
INDF	2,916,000,000,000	3,050,000,000,000	3,059,000,000,000	3,059,000,000,000	3,280,000,000,000	3,280,000,000,000
ISAT	4,566,000,000,000	5,825,000,000,000	5,825,000,000,000	5,880,000,000,000	6,419,000,000,000	6,419,000,000,000
KLBF	198,000,000,000	198,000,000,000	198,000,000,000	188,000,000,000	188,000,000,000	195,000,000,000
MEDC	3,131,000,000,000	3,131,000,000,000	3,131,000,000,000	3,131,000,000,000	3,131,000,000,000	3,779,000,000,000
MLPL	981,000,000,000	981,000,000,000	981,000,000,000	991,000,000,000	991,000,000,000	895,000,000,000
MPPA	1,605,000,000,000	1,605,000,000,000	1,694,000,000,000	1,694,000,000,000	1,694,000,000,000	1,756,000,000,000
PNBN	2,886,000,000,000	2,806,000,000,000	2,886,000,000,000	2,886,000,000,000	2,667,000,000,000	2,708,000,000,000
SMGR	2,941,000,000,000	2,941,000,000,000	2,941,000,000,000	2,981,000,000,000	2,981,000,000,000	3,103,000,000,000
TINS	1,562,000,000,000	1,602,000,000,000	1,602,000,000,000	1,602,000,000,000	1,602,000,000,000	1,717,000,000,000
TLKM	13,332,000,000,000	13,332,000,000,000	13,688,000,000,000	13,688,000,000,000	14,585,000,000,000	14,585,000,000,000
TSPC	937,000,000,000	937,000,000,000	1,053,000,000,000	1,053,000,000,000	1,053,000,000,000	1,168,000,000,000
UNTR	631,000,000,000	631,000,000,000	569,000,000,000	569,000,000,000	569,000,000,000	468,000,000,000

KET	JUL	AUG	SEP	OCT	NOV	DEC
AALI	1,051,000,000,000	1,063,000,000,000	1,063,000,000,000	1,063,000,000,000	1,063,000,000,000	1,063,000,000,000
ANTM	1,858,000,000,000	1,858,000,000,000	1,831,000,000,000	1,831,000,000,000	1,831,000,000,000	1,831,000,000,000
ASGR	214,000,000,000	211,000,000,000	211,000,000,000	211,000,000,000	211,000,000,000	211,000,000,000
ASII	1,116,000,000,000	1,116,000,000,000	659,000,000,000	659,000,000,000	659,000,000,000	659,000,000,000
AUTO	582,000,000,000	634,000,000,000	634,000,000,000	634,000,000,000	634,000,000,000	634,000,000,000
BHIT	401,000,000,000	413,000,000,000	485,000,000,000	485,000,000,000	485,000,000,000	485,000,000,000
BMTR	774,000,000,000	906,000,000,000	906,000,000,000	906,000,000,000	906,000,000,000	906,000,000,000
CMNP	766,000,000,000	766,000,000,000	711,000,000,000	711,000,000,000	711,000,000,000	711,000,000,000
GGRM	6,534,000,000,000	6,534,000,000,000	7,031,000,000,000	7,031,000,000,000	7,031,000,000,000	7,031,000,000,000
GJTL	-589,000,000,000	-1,293,000,000,000	-2,217,000,000,000	-2,217,000,000,000	-2,217,000,000,000	-2,217,000,000,000
INDF	3,280,000,000,000	3,247,000,000,000	3,247,000,000,000	3,247,000,000,000	3,247,000,000,000	3,247,000,000,000
ISAT	6,419,000,000,000	6,419,000,000,000	11,109,000,000,000	11,109,000,000,000	11,109,000,000,000	11,109,000,000,000
KLBF	195,000,000,000	182,000,000,000	182,000,000,000	182,000,000,000	182,000,000,000	182,000,000,000
MEDC	3,779,000,000,000	3,779,000,000,000	4,069,000,000,000	4,069,000,000,000	4,069,000,000,000	4,069,000,000,000
MLPL	895,000,000,000	895,000,000,000	914,000,000,000	914,000,000,000	914,000,000,000	914,000,000,000
MPPA	1,756,000,000,000	1,732,000,000,000	1,732,000,000,000	1,732,000,000,000	1,732,000,000,000	1,732,000,000,000
PNBN	2,708,000,000,000	2,658,000,000,000	2,658,000,000,000	2,658,000,000,000	2,658,000,000,000	2,658,000,000,000
SMGR	3,103,000,000,000	2,803,000,000,000	2,803,000,000,000	2,803,000,000,000	2,803,000,000,000	2,803,000,000,000
TINS	1,717,000,000,000	1,615,000,000,000	1,615,000,000,000	1,612,000,000,000	1,612,000,000,000	1,612,000,000,000
TLKM	14,585,000,000,000	14,585,000,000,000	5,105,000,000,000	5,105,000,000,000	5,105,000,000,000	5,105,000,000,000
TSPC	1,168,000,000,000	1,197,000,000,000	1,197,000,000,000	1,197,000,000,000	1,197,000,000,000	1,197,000,000,000
UNTR	468,000,000,000	451,000,000,000	451,000,000,000	451,000,000,000	451,000,000,000	451,000,000,000

KET	JAN	FEB	MAR	APR	MAY	JUN
AALI	1,118,000,000.000	1,349,000,000.000	1,118,000,000.000	1,146,000,000.000	1,206,000,000.000	1,026,000,000.000
ANTM	1,870,000,000.000	1,860,000,000.000	1,870,000,000.000	1,920,000,000.000	1,960,000,000.000	1,960,000,000.000
ASGR	250,000,000.000	312,000,000.000	244,000,000.000	244,000,000.000	267,000,000.000	267,000,000.000
ASII	2,856,000,000.000	5,731,000,000.000	2,856,000,000.000	2,567,000,000.000	2,567,000,000.000	3,768,000,000.000
AUTO	865,000,000.000	1,032,000,000.000	865,000,000.000	829,000,000.000	829,000,000.000	935,000,000.000
BHIT	545,000,000.000	685,000,000.000	545,000,000.000	558,000,000.000	558,000,000.000	558,000,000.000
BMTR	1,023,000,000.000	1,754,000,000.000	1,023,000,000.000	1,370,000,000.000	1,210,000,000.000	1,410,000,000.000
CMNP	821,000,000.000	481,000,000.000	821,000,000.000	821,000,000.000	821,000,000.000	524,000,000.000
GGRM	7,648,000,000.000	9,265,000,000.000	8,198,000,000.000	8,198,000,000.000	8,711,000,000.000	8,711,000,000.000
GJTL	-664,000,000.000	-543,000,000.000	-664,000,000.000	-664,000,000.000	-664,000,000.000	-664,000,000.000
INDF	3,469,000,000.000	3,789,000,000.000	3,469,000,000.000	3,562,000,000.000	3,777,000,000.000	3,777,000,000.000
ISAT	11,275,000,000.000	10,680,000,000.000	11,275,000,000.000	10,740,000,000.000	10,934,000,000.000	10,934,000,000.000
KLBF	293,000,000.000	452,000,000.000	293,000,000.000	221,000,000.000	221,000,000.000	350,000,000.000
MEDC	3,967,000,000.000	4,093,000,000.000	3,967,000,000.000	4,331,000,000.000	4,331,000,000.000	4,331,000,000.000
MLPL	946,000,000.000	1,038,000,000.000	946,000,000.000	1,031,000,000.000	1,031,000,000.000	1,050,000,000.000
MPPA	1,785,000,000.000	1,639,000,000.000	1,710,000,000.000	1,710,000,000.000	1,718,000,000.000	1,718,000,000.000
PNBN	2,641,000,000.000	3,497,000,000.000	2,641,000,000.000	3,482,000,000.000	3,494,000,000.000	3,494,000,000.000
SMGR	3,210,000,000.000	3,295,000,000.000	3,210,000,000.000	3,162,000,000.000	3,227,000,000.000	3,227,000,000.000
TINS	1,515,000,000.000	1,438,000,000.000	1,493,000,000.000	1,493,000,000.000	1,480,000,000.000	1,480,000,000.000
TLKM	8,319,000,000.000	14,683,000,000.000	8,319,000,000.000	9,324,000,000.000	10,813,000,000.000	10,813,000,000.000
TSPC	-27,000,000.000	1,369,000,000.000	-27,000,000.000	1,271,000,000.000	1,271,000,000.000	1,351,000,000.000
UNTR	870,000,000.000	1,179,000,000.000	870,000,000.000	815,000,000.000	944,000,000.000	944,000,000.000

KET	JUL	AUG	SEP	OCT	NOV	DEC
KET						
AALI	1,262,000,000.000	1,262,000,000.000	1,262,000,000.000	1,349,000,000.000	1,349,000,000.000	1,349,000,000.000
ANIM	1,960,000,000.000	1,960,000,000.000	1,791,000,000.000	1,791,000,000.000	1,860,000,000.000	1,860,000,000.000
ASGR	267,000,000.000	267,000,000.000	267,000,000.000	267,000,000.000	312,000,000.000	312,000,000.000
ASII	3,768,000,000.000	3,768,000,000.000	3,768,000,000.000	3,768,000,000.000	4,967,000,000.000	4,967,000,000.000
AUTO	935,000,000.000	935,000,000.000	970,000,000.000	970,000,000.000	970,000,000.000	970,000,000.000
BHIT	574,000,000.000	574,000,000.000	574,000,000.000	618,000,000.000	618,000,000.000	618,000,000.000
BMTR	1,410,000,000.000	1,499,000,000.000	1,499,000,000.000	1,499,000,000.000	1,754,000,000.000	1,754,000,000.000
CMNP	442,000,000.000	479,000,000.000	479,000,000.000	479,000,000.000	479,000,000.000	479,000,000.000
GGRM	8,711,000,000.000	8,704,000,000.000	8,704,000,000.000	8,904,000,000.000	9,265,000,000.000	9,265,000,000.000
GJTL	-3,393,000,000.000	-2,688,000,000.000	-1,415,000,000.000	-1,415,000,000.000	-1,415,000,000.000	-1,415,000,000.000
INDF	3,777,000,000.000	3,829,000,000.000	3,829,000,000.000	3,829,000,000.000	3,789,000,000.000	3,789,000,000.000
ISAT	10,934,000,000.000	10,934,000,000.000	10,683,000,000.000	10,683,000,000.000	10,660,000,000.000	10,680,000,000.000
KLBF	350,000,000.000	471,000,000.000	471,000,000.000	471,000,000.000	452,000,000.000	452,000,000.000
MEDC	5,331,000,000.000	3,910,000,000.000	3,910,000,000.000	3,910,000,000.000	3,910,000,000.000	3,910,000,000.000
MLPL	1,050,000,000.000	1,052,000,000.000	1,058,000,000.000	1,058,000,000.000	1,038,000,000.000	1,038,000,000.000
MPPA	1,718,000,000.000	1,705,000,000.000	1,705,000,000.000	1,705,000,000.000	1,705,000,000.000	1,705,000,000.000
PNBN	3,494,000,000.000	3,494,000,000.000	3,494,000,000.000	3,506,000,000.000	3,497,000,000.000	3,497,000,000.000
SMGR	3,227,000,000.000	3,227,000,000.000	3,227,000,000.000	3,172,000,000.000	3,295,000,000.000	3,295,000,000.000
TINS	1,480,000,000.000	1,480,000,000.000	1,480,000,000.000	1,425,000,000.000	1,438,000,000.000	1,438,000,000.000
TLKM	10,813,000,000.000	10,439,000,000.000	10,439,000,000.000	10,439,000,000.000	14,683,000,000.000	14,683,000,000.000
TSPC	1,351,000,000.000	1,277,000,000.000	1,277,000,000.000	1,277,000,000.000	1,369,000,000.000	1,369,000,000.000
UNTR	944,000,000.000	1,151,000,000.000	1,151,000,000.000	1,179,000,000.000	1,179,000,000.000	1,179,000,000.000

**EARNING PER SHARE 22. PERUSAHAAN
PERIODE JANUARI 2001 - DESEMBER 2002**

KET	JAN	FEB	MAR	APR	MAY	JUN	JUL	AUG	SEP	CCT	NOV	DEC
AALI	85.20	85.23	46.61	46.62	46.61	-58.99	-58.87	0.98	0.98	0.98	0.98	0.98
ANM	328.47	328.47	328.69	311.20	311.42	341.35	341.27	341.30	427.93	428.57	428.57	428.57
ASGR	11.51	46.60	31.48	25.13	29.76	48.58	-3.99	-6.34	-6.34	-6.34	-6.34	-6.34
ASII	-145.05	-144.88	-144.78	-95.04	-94.99	-819.55	-818.97	-316.15	-785.71	-785.40	-785.40	-785.40
AUTO	195.19	195.31	141.61	141.84	141.81	93.55	93.55	85.49	185.59	185.46	185.46	185.46
BHIT	70.02	87.40	70.00	26.27	30.81	43.01	43.01	19.08	40.06	40.09	40.09	40.09
EMTR	-532.99	-531.91	199.15	198.98	199.25	-257.24	-257.28	160.69	150.36	160.80	160.80	160.80
CMNP	28.46	28.44	28.46	7.20	7.20	-58.97	-68.89	-68.94	-69.05	-69.06	-69.06	-69.06
GGRM	1,226.99	1,226.91	1,165.62	1,165.99	1,166.35	880.59	880.08	880.23	956.02	956.43	956.43	956.43
GJTL	102.86	103.29	102.71	192.80	102.88	102.77	-482.46	-359.38	-1,025.00	-22.62	-22.62	-22.62
INDF	73.47	70.56	70.60	70.56	95.81	95.32	95.83	77.07	77.05	77.05	77.05	77.05
SAT	1,531.99	1,693.56	1,691.33	1,743.42	2,079.65	2,079.92	2,080.81	2,078.65	1,262.21	1,263.08	1,263.08	1,263.08
KLBF	-7.86	-7.86	-6.93	-6.98	-6.98	5.62	5.61	-3.57	-3.57	-3.57	-3.57	-3.57
MEDC	212.31	211.97	211.97	212.33	212.16	224.99	224.89	224.77	274.26	274.16	274.16	274.16
MLPL	62.61	62.50	62.50	67.61	67.70	54.38	54.99	54.95	60.71	60.71	60.71	60.71
MPPA	88.69	88.65	104.60	104.65	104.53	92.59	92.00	87.30	87.30	87.41	87.41	87.41
PNBN	5.04	5.04	5.04	5.04	29.80	4.24	4.25	3.54	3.54	3.54	3.54	3.54
SMGR	678.45	678.42	578.03	577.49	577.92	820.00	820.48	-139.56	-139.57	-139.57	-139.57	-139.57
TINS	784.31	659.35	658.43	657.89	653.40	922.46	922.46	501.73	502.28	502.51	502.51	502.51
TLKM	288.57	288.75	251.82	251.84	353.77	353.59	353.75	353.72	341.49	341.18	341.18	341.18
TSPC	705.31	704.70	772.47	772.29	773.97	882.35	884.06	817.04	817.51	815.51	815.51	815.51
UNTR	75.00	75.04	3.97	3.97	3.97	-286.71	-286.18	-226.13	-226.11	-225.31	-225.31	-225.31

JAN	FEB	MAR	APR	MAY	JUN	JUL	AUG	SEP	OCT	NOV	DEC
49.58	101.15	22.96	24.59	61.95	61.00	63.42	70.14	98.57	113.77	111.35	111.35
336.70	104.50	476.18	348.99	176.11	191.81	156.08	170.88	126.72	125.20	192.31	192.31
34.92	61.40	9.66	7.89	29.81	33.22	41.43	43.28	50.12	55.01	62.53	62.53
596.85	670.42	259.77	84.39	72.97	583.47	663.30	773.26	920.38	1,194.21	1,286.49	1,286.49
428.99	472.85	287.94	177.53	184.03	350.00	423.81	451.45	449.31	484.64	475.74	505.88
15.82	39.70	10.45	11.37	10.70	11.09	14.81	15.00	16.06	32.98	35.44	30.70
260.87	367.31	108.17	148.24	66.11	77.93	72.12	146.03	147.49	153.65	353.39	353.18
23.57	50.84	29.73	19.72	24.46	24.34	83.71	69.16	76.19	77.42	66.48	66.76
1,065.42	726.24	423.98	403.89	443.82	456.35	520.34	601.60	568.34	711.32	716.52	716.52
-14.56	-955.56	17.39	9.51	10.87	10.87	1,647.69	-3,144.44	-2,352.63	-2,629.41	-2,483.33	-2,483.33
83.51	65.06	39.56	30.20	49.70	49.63	47.02	53.68	66.23	79.38	65.06	65.06
1,714.98	736.71	1,839.19	1,141.03	678.23	941.18	875.62	870.57	1,175.06	1,341.61	692.68	692.68
34.10	29.52	7.44	1.09	1.11	23.06	26.63	36.71	55.24	56.31	32.36	32.36
218.22	237.98	176.04	161.69	177.35	192.88	203.44	255.00	296.96	340.00	324.03	339.23
50.28	17.58	84.73	134.72	8.65	78.35	92.12	40.61	69.07	81.65	14.39	14.39
84.06	54.99	37.84	31.54	57.99	55.85	62.81	59.49	62.31	66.81	66.81	64.26
3.20	4.17	3.09	0.41	3.08	4.15	3.72	3.68	1.62	3.14	4.17	4.17
822.86	502.81	542.83	279.64	243.62	285.71	299.89	326.53	283.92	439.00	506.47	506.47
67.26	-418.30	333.26	321.00	46.02	48.11	56.30	41.09	78.97	-1,861.84	-992.01	-992.01
397.00	408.12	80.41	92.87	156.64	157.33	173.62	190.44	185.33	224.73	410.42	410.42
21.30	546.32	-0.26	323.48	310.67	437.12	507.26	531.65	619.87	600.21	593.18	593.18
260.48	867.05	323.56	147.62	379.50	396.75	504.96	837.08	1,034.72	930.49	965.82	965.82

SALES 22 PERUSAHAAN
PERIODE JANUARI 2001 - DESEMBER 2002

KET	JAN	FEB	MAR	APR	MAY	JUN
AALI	843,000,000,000	843,000,000,000	1,141,000,000,000	1,141,000,000,000	1,141,000,000,000	237,000,000,000
ANTM	1,097,000,000,000	1,097,000,000,000	1,097,000,000,000	1,566,000,000,000	1,566,000,000,000	341,000,000,000
ASGR	611,000,000,000	611,000,000,000	611,000,000,000	521,000,000,000	521,000,000,000	521,000,000,000
ASII	20,195,000,000,000	20,195,000,000,000	20,195,000,000,000	28,404,000,000,000	28,404,000,000,000	7,011,000,000,000
AUTO	1,542,000,000,000	1,542,000,000,000	2,101,000,000,000	2,101,000,000,000	2,101,000,000,000	572,000,000,000
BHIT	132,000,000,000	132,000,000,000	132,000,000,000	164,000,000,000	164,000,000,000	164,000,000,000
BMTR	1,334,000,000,000	1,334,000,000,000	1,758,000,000,000	1,758,000,000,000	1,758,000,000,000	361,000,000,000
CMNP	232,000,000,000	232,000,000,000	232,000,000,000	318,000,000,000	318,000,000,000	83,000,000,000
GGRM	10,861,000,000,000	10,861,000,000,000	14,965,000,000,000	14,965,000,000,000	14,965,000,000,000	4,151,000,000,000
GJTL	3,731,000,000,000	3,731,000,000,000	3,731,000,000,000	3,731,000,000,000	3,731,000,000,000	3,731,000,000,000
INDF	9,350,000,000,000	12,702,000,000,000	12,702,000,000,000	12,702,000,000,000	3,471,000,000,000	3,471,000,000,000
ISAT	2,143,000,000,000	2,851,000,000,000	2,851,000,000,000	2,846,000,000,000	730,000,000,000	730,000,000,000
KLBF	1,117,000,000,000	1,177,000,000,000	1,177,000,000,000	1,562,000,000,000	1,562,000,000,000	534,000,000,000
MEDC	2,011,000,000,000	2,011,000,000,000	2,011,000,000,000	2,011,000,000,000	2,011,000,000,000	818,000,000,000
MLPL	241,000,000,000	241,000,000,000	241,000,000,000	376,000,000,000	376,000,000,000	113,000,000,000
MPPA	2,740,000,000,000	2,740,000,000,000	4,265,000,000,000	4,265,000,000,000	4,265,000,000,000	990,000,000,000
PNBN	1,091,000,000,000	1,091,000,000,000	1,091,000,000,000	1,091,000,000,000	1,556,000,000,000	623,000,000,000
SMGR	2,719,000,000,000	2,719,000,000,000	2,719,000,000,000	5,566,000,000,000	3,596,000,000,000	966,000,000,000
TINS	1,235,000,000,000	1,637,000,000,000	1,637,000,000,000	1,637,000,000,000	1,637,000,000,000	359,000,000,000
TLKM	6,944,000,000,000	6,944,000,000,000	9,376,000,000,000	9,376,000,000,000	2,589,000,000,000	2,589,000,000,000
TSPC	1,100,000,000,000	1,100,000,000,000	1,452,000,000,000	1,452,000,000,000	1,452,000,000,000	441,000,000,000
UNTR	3,792,000,000,000	3,792,000,000,000	5,217,000,000,000	5,217,000,000,000	5,217,000,000,000	1,503,000,000,000

KET	JUL	AUG	SEP	OCT	NOV	DEC
AALI	237,000,000,000	584,000,000,000	584,000,000,000	584,000,000,000	584,000,000,000	584,000,000,000
ANTM	341,000,000,000	341,000,000,000	832,000,000,000	832,000,000,000	832,000,000,000	832,000,000,000
ASGR	326,000,000,000	326,000,000,000	326,000,000,000	326,000,000,000	326,000,000,000	326,000,000,000
ASII	7,011,000,000,000	7,011,000,000,000	14,501,000,000,000	14,501,000,000,000	14,501,000,000,000	14,501,000,000,000
AUTO	572,000,000,000	1,101,000,000,000	1,101,000,000,000	1,101,000,000,000	1,101,000,000,000	1,101,000,000,000
BHIT	164,000,000,000	26,000,000,000	84,000,000,000	84,000,000,000	84,000,000,000	84,000,000,000
BMTR	361,000,000,000	783,000,000,000	783,000,000,000	783,000,000,000	783,000,000,000	783,000,000,000
CMNP	83,000,000,000	83,000,000,000	168,000,000,000	168,000,000,000	168,000,000,000	168,000,000,000
GGRM	4,151,000,000,000	4,151,000,000,000	8,301,000,000,000	8,301,000,000,000	8,301,000,000,000	8,301,000,000,000
GJTL	5,078,000,000,000	1,433,000,000,000	3,201,000,000,000	3,201,000,000,000	3,201,000,000,000	3,201,000,000,000
INDF	3,471,000,000,000	7,158,000,000,000	7,158,000,000,000	7,158,000,000,000	7,158,000,000,000	7,158,000,000,000
ISAT	780,000,000,000	730,000,000,000	2,169,000,000,000	2,169,000,000,000	2,169,000,000,000	2,169,000,000,000
KLBF	534,000,000,000	1,032,000,000,000	1,032,000,000,000	1,032,000,000,000	1,032,000,000,000	1,032,000,000,000
MEDC	818,000,000,000	818,000,000,000	1,940,000,000,000	1,940,000,000,000	1,940,000,000,000	1,940,000,000,000
MLPL	113,000,000,000	113,000,000,000	351,000,000,000	351,000,000,000	351,000,000,000	351,000,000,000
MPPA	990,000,000,000	2,185,000,000,000	2,185,000,000,000	2,185,000,000,000	2,185,000,000,000	2,185,000,000,000
PNBN	623,000,000,000	1,243,000,000,000	1,243,000,000,000	1,243,000,000,000	1,243,000,000,000	1,243,000,000,000
SMGR	595,000,000,000	2,208,000,000,000	2,208,000,000,000	2,208,000,000,000	2,208,000,000,000	2,208,000,000,000
TINS	359,000,000,000	920,000,000,000	920,000,000,000	920,000,000,000	920,000,000,000	920,000,000,000
TLKM	2,589,000,000,000	2,589,000,000,000	7,380,000,000,000	7,380,000,000,000	7,380,000,000,000	7,380,000,000,000
TSPC	441,000,000,000	863,000,000,000	863,000,000,000	863,000,000,000	863,000,000,000	863,000,000,000
UNTR	1,503,000,000,000	3,542,000,000,000	3,542,000,000,000	3,542,000,000,000	3,542,000,000,000	3,542,000,000,000

KIT	JAN	FEB	MAR	PI	MAY	JUN
AALI	371,000,000,000	1,442,000,000,000	973,000,000,000	1,170,000,000,000	4,210,000,000,000	42,200,000,000,000
AJTM	122,000,000,000	133,000,000,000	122,000,000,000	1,350,000,000,000	3,310,000,000,000	34,300,000,000,000
ASGR	51,000,000,000	530,000,000,000	714,000,000,000	14,000,000,000	1,910,000,000,000	16,300,000,000,000
ASIL	22,591,000,000,000	23,138,000,000,000	22,593,000,000,000	30,200,000,000,000	3,113,100,000,000,000	7,430,000,000,000,000
AJTD	133,000,000,000,000	1,534,000,000,000,000	1,635,000,000,000,000	2,097,000,000,000,000	3,037,100,000,000,000	53,100,000,000,000,000
BHT	9,000,000,000	101,000,000,000	53,000,000,000	35,000,000,000	1,151,000,000,000	13,300,000,000,000
BATR	122,000,000,000	1,334,000,000,000	220,000,000,000	1,151,000,000,000	3,161,000,000,000	38,300,000,000,000
CANP	25,000,000,000	250,000,000,000	265,000,000,000	151,000,000,000	2,151,000,000,000	25,300,000,000,000
GSRM	1314,000,000,000	13,039,000,000,000	17,970,000,000,000	7,170,000,000,000	1,639,100,000,000,000	4,690,000,000,000,000
GITI	447,000,000,000	4,536,000,000,000	4,471,000,000,000	4,471,000,000,000	1,441,100,000,000,000	4,471,000,000,000,000
INDF	1039,000,000,000	11,504,000,000,000	10,631,000,000,000	4,141,000,000,000	3,915,100,000,000,000	3,940,000,000,000,000
ISAT	330,000,000,000	4,511,000,000,000	3,803,000,000,000	5,411,000,000,000	5,131,000,000,000,000	1,520,000,000,000,000
KBI	134,000,000,000	1,839,000,000,000	1,527,000,000,000	2,141,000,000,000	3,016,100,000,000,000	60,300,000,000,000,000
NEDC	234,000,000,000	2,815,000,000,000	2,994,000,000,000	3,157,000,000,000	3,917,100,000,000,000	3,957,000,000,000,000
NP	301,000,000,000	3,761,000,000,000	5,030,000,000,000	132,000,000,000	6,121,000,000,000,000	16,100,000,000,000,000
NPPA	333,000,000,000	3,542,000,000,000	5,430,000,000,000	5,300,000,000,000	1,113,100,000,000,000	1,183,000,000,000,000
PBJ	178,000,000,000	2,950,000,000,000	1,782,000,000,000	2,151,000,000,000	9,181,000,000,000,000	98,300,000,000,000,000
SAGR	346,000,000,000	2,840,000,000,000	3,464,000,000,000	4,151,000,000,000	1,114,100,000,000,000	1,101,000,000,000,000
TVE	1371,000,000,000	11,036,000,000,000	1,867,000,000,000	1,151,000,000,000	2,121,100,000,000,000	24,300,000,000,000,000
TKI	11401,000,000,000	15,623,000,000,000,000	11,403,000,000,000,000	6,310,000,000,000,000	1,431,100,000,000,000,000	4,240,000,000,000,000,000
TPI	13,000,000,000	1,231,000,000,000	13,100,000,000	1,181,000,000,000	1,715,100,000,000,000	48,100,000,000,000,000
UJT	5471,000,000,000	5,335,000,000,000,000	5,473,000,000,000,000	7,151,000,000,000,000	1,518,100,000,000,000,000	1,523,000,000,000,000,000

KET	JUL	AUG	SEP	OCT	NOV	DEC
AALI	902,000,000,000	902,000,000,000	902,000,000,000	1,442,000,000,000	1,442,000,000,000	1,442,000,000,000
ANM	343,000,000,000	343,000,000,000	708,000,000,000	708,000,000,000	1,133,000,000,000	1,133,000,000,000
ASGR	169,000,000,000	169,000,000,000	169,000,000,000	169,000,000,000	580,000,000,000	580,000,000,000
ASII	7,430,000,000,000	7,430,000,000,000	7,430,000,000,000	7,430,000,000,000	14,810,000,000,000	14,810,000,000,000
AUTO	531,000,000,000	534,000,000,000	1,068,000,000,000	1,068,000,000,000	1,068,000,000,000	1,068,000,000,000
BHIT	31,000,000,000	31,000,000,000	31,000,000,000	70,000,000,000	70,000,000,000	70,000,000,000
BMTR	386,000,000,000	920,000,000,000	920,000,000,000	920,000,000,000	1,384,000,000,000	1,384,000,000,000
CMNP	87,000,000,000	175,000,000,000	175,000,000,000	175,000,000,000	175,000,000,000	175,000,000,000
GGRM	4,699,000,000,000	10,392,000,000,000	10,392,000,000,000	10,392,000,000,000	16,069,000,000,000	16,069,000,000,000
GJTL	5,742,000,000,000	1,484,000,000,000	2,940,000,000,000	2,940,000,000,000	2,940,000,000,000	2,940,000,000,000
INDF	3,945,000,000,000	7,950,000,000,000	7,950,000,000,000	7,950,000,000,000	11,904,000,000,000	11,904,000,000,000
ISAT	1,543,000,000,000	1,543,000,000,000	3,162,000,000,000	3,162,000,000,000	4,911,000,000,000	4,911,000,000,000
KLBF	603,000,000,000	1,249,000,000,000	1,249,000,000,000	1,249,000,000,000	1,869,000,000,000	1,869,000,000,000
MEDC	3,957,000,000,000	1,813,000,000,000	1,813,000,000,000	1,813,000,000,000	1,813,000,000,000	1,813,000,000,000
MLPL	160,000,000,000	273,000,000,000	273,000,000,000	273,000,000,000	376,000,000,000	376,000,000,000
MPPA	1,183,000,000,000	2,351,000,000,000	2,351,000,000,000	2,351,000,000,000	2,351,000,000,000	2,351,000,000,000
PNBN	958,000,000,000	958,000,000,000	958,000,000,000	1,869,000,000,000	2,950,000,000,000	2,950,000,000,000
SMGR	1,104,000,000,000	1,104,000,000,000	1,104,000,000,000	2,404,000,000,000	3,840,000,000,000	3,840,000,000,000
TINS	242,000,000,000	242,000,000,000	242,000,000,000	558,000,000,000	1,066,000,000,000	1,066,000,000,000
TLKM	4,481,000,000,000	9,426,000,000,000	9,426,000,000,000	9,426,000,000,000	15,623,000,000,000	15,623,000,000,000
TSPC	487,000,000,000	961,000,000,000	961,000,000,000	961,000,000,000	1,491,000,000,000	1,491,000,000,000
UNTR	1,528,000,000,000	3,563,000,000,000	3,563,000,000,000	5,365,000,000,000	5,365,000,000,000	5,365,000,000,000

**BOOK MARKET RATIO 22 PERUSAHAAN
PERIODE JANUARI 2001 - DESEMBER 2002**

KET	jan	feb	mar	apr	may	jun	jul	aug	sep	oct	nov	dec	jan	feb	mar	apr	may	jun
AALI	0.832	0.882	1.138	1.451	1.138	0.733	0.464	0.588	0.650	0.687	0.665	0.662	0.659	0.642	0.463	0.416	0.403	0.400
ANTM	1.507	1.507	1.644	1.896	1.580	1.510	1.405	1.510	1.565	1.652	1.646	1.685	1.519	1.219	1.413	1.200	1.300	1.415
ASGR	0.333	0.438	0.657	0.768	0.649	0.386	0.360	0.360	0.484	0.438	0.438	0.443	0.449	0.929	0.473	0.388	0.432	0.472
ASII	0.248	0.256	0.375	0.485	0.394	0.225	0.187	0.186	0.136	0.147	0.145	0.365	0.424	0.608	0.438	0.256	0.224	0.340
AUTO	0.408	0.426	0.547	0.627	0.557	0.535	0.450	0.504	0.663	0.676	0.675	0.715	0.741	1.123	0.671	0.520	0.538	0.623
BHIT	0.606	0.451	0.462	0.588	0.548	0.556	0.556	0.550	0.693	0.761	0.761	0.774	0.739	0.678	0.661	0.558	0.544	0.544
BMTR	0.350	0.294	0.606	0.871	0.641	0.574	0.574	0.685	0.869	0.849	0.822	0.715	0.559	0.716	0.415	0.441	0.486	0.554
CMNP	0.835	0.818	0.974	0.970	0.042	0.870	0.638	0.806	0.855	0.947	0.965	1.015	1.155	0.709	1.262	0.837	1.038	0.579
GGRM	0.245	0.246	0.245	0.277	0.260	0.257	0.271	0.278	0.365	0.406	0.412	0.421	0.349	0.638	0.391	0.372	0.417	0.429
GJTL	1.022	1.067	1.389	1.673	1.472	1.415	-0.676	-1.484	-3.415	-3.784	-3.246	-1.453	-1.306	-0.819	-1.194	-0.653	-0.746	-0.746
INDF	0.353	0.361	0.393	0.445	0.448	0.421	0.421	0.444	0.490	0.529	0.494	0.524	0.489	0.703	0.474	0.370	0.372	0.376
ISAT	0.485	0.536	0.703	0.714	2.066	0.611	0.602	0.670	1.384	1.270	1.287	1.292	1.022	1.314	1.073	0.813	0.899	0.964
KLBF	0.156	0.153	0.218	0.209	0.188	0.192	0.155	0.145	0.190	0.184	0.176	0.313	0.257	0.389	0.218	0.135	0.138	0.210
MEDC	0.940	1.106	1.106	1.213	1.016	1.031	0.756	0.926	0.939	0.828	0.846	0.825	0.835	0.910	0.807	0.765	0.839	0.912
MLPL	1.416	1.564	2.096	2.460	1.856	1.494	1.275	1.346	1.775	1.775	1.770	1.955	2.132	4.111	1.683	1.597	1.597	1.870
MPPA	1.303	1.186	1.376	1.546	1.291	1.236	1.129	1.164	1.293	1.280	1.246	1.312	1.361	1.554	1.011	0.843	0.794	0.941
PBNB	3.233	3.345	4.850	2.939	0.548	1.896	1.900	1.902	2.079	2.416	1.652	1.770	1.741	1.382	0.965	1.116	1.023	1.023
SMGR	0.833	0.781	1.001	1.272	0.898	0.851	0.702	0.531	0.645	0.665	0.613	0.786	0.826	0.761	0.660	0.523	0.552	0.648
TINS	1.939	1.793	2.157	2.314	1.845	1.978	1.978	2.214	2.918	3.210	3.155	3.988	4.012	4.081	4.563	4.394	5.115	5.347
TLKM	0.524	0.452	0.560	0.566	6.431	0.452	0.486	0.491	0.191	0.179	0.196	0.215	0.223	0.408	0.202	0.220	0.263	0.286
TSPC	0.700	0.661	0.851	0.965	0.829	0.824	0.851	0.910	1.023	0.872	0.812	0.755	-0.013	0.692	-0.012	0.459	0.441	0.518
UNTR	0.940	0.889	1.051	1.247	0.968	0.797	0.697	0.649	0.823	0.600	0.956	1.146	1.294	2.631	1.237	0.958	1.111	1.111



KET	jul	aug	sep	oct	nov	dec
AALI	0.453	0.501	0.704	0.722	0.706	0.570
ANTM	1.786	1.956	2.263	2.236	2.241	1.625
ASGR	0.588	0.615	0.712	0.781	0.948	0.862
ASII	0.388	0.452	0.540	0.696	0.762	0.604
AUTO	0.755	0.804	0.959	1.035	1.015	0.983
BHIT	0.597	0.605	0.648	0.686	0.737	0.556
BMTR	0.513	0.583	0.589	6.133	0.688	0.604
CMNP	0.597	0.640	0.706	0.716	0.615	0.634
GGRM	0.489	0.535	0.505	0.633	0.629	0.580
GJTL	-4.200	-3.773	-1.987	-2.129	-2.032	-1.943
INDF	0.357	0.441	0.544	0.653	0.703	0.673
ISAT	1.160	1.154	1.159	1.323	1.235	1.115
KLBF	0.242	0.322	0.483	0.494	0.427	0.404
MEDC	0.963	0.838	0.978	1.117	1.066	0.910
MLPL	2.200	2.391	2.897	3.424	3.364	3.265
MPPA	1.058	1.145	1.200	1.286	3.316	1.212
PNBN	1.238	1.225	1.343	1.388	1.382	1.306
SMGR	0.680	0.740	0.644	0.764	0.766	0.682
TINS	6.257	4.567	8.779	8.708	9.685	8.281
TLKM	0.292	0.286	0.278	0.337	0.410	0.378
TSPC	0.601	0.653	0.762	0.737	0.751	0.738
UNTR	1.405	1.935	2.365	2.826	2.935	2.502

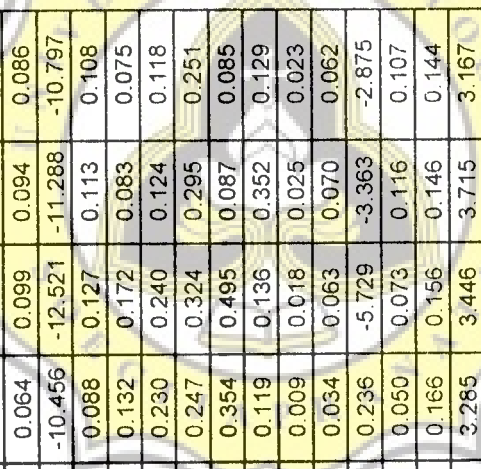
DEBT EQUITY RATIO 22 PERUSAHAAN
PERIODE JANUARI 2001 - DESEMBER 2002

KET	jan	feb	mar	apr	may	jun	jul	aug	sep	oct	nov	dec	jan	feb	mar	apr	may	jun
AALI	1.271	1.271	1.182	1.182	1.182	1.251	1.251	1.284	1.284	0.343	0.457	0.655	1.228	0.954	1.228	1.142	1.113	1.308
ANTM	0.426	0.426	0.426	0.433	0.433	0.405	0.405	0.405	0.499	0.499	0.457	0.425	0.395	0.346	0.395	0.328	0.301	0.301
ASGR	4.083	4.083	4.083	2.185	2.483	3.318	3.318	3.246	3.246	3.246	2.756	2.570	2.344	1.551	2.434	2.434	1.985	1.996
ASII	17.170	17.170	17.170	14.057	14.057	21.823	21.823	21.823	39.838	39.838	39.846	39.243	8.255	3.406	8.255	8.579	8.579	5.536
AUTO	1.798	1.798	1.775	1.775	1.775	1.845	1.845	1.659	1.659	1.659	1.756	1.346	1.043	0.673	1.043	1.005	1.005	0.797
BHIT	0.899	0.866	0.899	0.899	1.085	1.085	1.085	0.751	0.899	0.899	0.899	0.899	0.681	0.962	0.681	0.634	0.634	0.634
BMTR	10.882	10.882	2.486	2.486	2.486	2.813	2.813	3.079	3.079	3.079	3.079	3.079	2.500	1.199	2.500	1.587	1.842	1.581
CMNP	0.984	0.984	0.984	1.644	1.644	1.196	1.196	1.196	1.451	1.451	1.451	1.451	0.854	1.470	0.854	0.854	0.854	1.255
GGRM	0.627	0.627	0.774	0.774	0.774	0.663	0.663	0.663	0.474	0.474	0.474	0.474	0.756	0.711	0.640	0.640	0.455	0.455
GJTL	10.943	10.943	10.943	10.943	10.943	2.366	-26.783	-13.256	-8.611	-8.611	-8.611	-8.611	-24.595	-26.455	-24.595	-24.595	-24.595	-24.595
INDF	2.769	2.906	2.894	2.897	2.919	2.919	2.919	3.245	3.245	3.245	3.245	3.245	2.387	2.670	2.387	2.431	2.323	2.323
ISAT	0.207	0.257	0.257	0.226	0.223	0.223	0.223	0.223	1.152	1.152	1.152	1.152	1.067	0.167	1.067	1.059	0.954	0.954
KLBF	7.232	7.232	7.232	7.232	7.723	7.913	7.913	8.973	8.973	8.973	8.973	8.973	4.973	3.343	4.973	6.928	6.928	4.297
MEDC	0.289	0.289	0.289	0.289	0.289	0.277	0.277	0.277	0.327	0.327	0.327	0.327	0.204	0.424	0.204	0.199	0.199	0.199
MLPL	0.497	0.497	0.497	0.523	0.523	0.731	0.731	0.731	0.828	0.828	0.785	0.746	0.701	0.643	0.701	0.598	0.598	0.575
MPPA	0.623	0.623	0.738	0.738	0.738	0.502	0.502	0.606	0.606	0.606	0.659	0.521	0.555	0.747	0.567	0.567	0.431	0.431
PNBN	4.248	4.370	4.248	4.248	5.220	5.110	5.110	4.975	4.975	4.975	4.856	4.655	4.572	4.070	4.549	5.775	6.007	6.007
SMGR	1.513	1.513	1.513	1.513	1.517	1.489	1.489	1.779	1.779	1.779	1.846	1.246	1.631	1.121	1.631	1.758	1.255	1.255
TINS	0.241	0.287	0.287	0.287	0.287	0.334	0.334	0.521	0.521	0.522	0.536	0.512	0.453	0.419	0.287	0.287	0.325	0.325
TLKM	1.107	1.107	1.107	1.107	1.026	1.026	1.026	1.026	5.101	5.101	5.245	5.245	2.600	2.342	2.600	2.350	1.872	1.872
TSPC	0.350	0.350	0.305	0.305	0.305	0.264	0.264	0.322	0.322	0.322	0.322	0.322	-5.259	0.239	-5.259	0.260	0.260	0.233
UNTR	7.437	7.295	8.489	8.489	8.489	11.620	11.620	13.678	13.678	13.678	12.565	12.565	6.108	4.350	6.108	6.829	5.596	5.596

KET	jul	aug	sep	oct	nov	dec
AALI	1.039	1.055	1.039	0.954	0.954	0.954
ANTM	0.301	0.301	0.379	0.379	0.346	0.346
ASGR	1.996	1.996	1.996	1.996	1.551	1.551
ASII	5.536	5.536	5.536	5.536	4.025	4.025
AUTO	0.797	0.797	0.800	0.800	0.800	0.800
BHIT	0.878	0.878	0.878	0.883	0.883	0.883
BMTR	1.581	1.500	1.500	1.500	1.199	1.199
CMNP	1.744	1.501	1.501	1.501	1.501	1.501
GGRM	0.455	0.580	0.580	0.567	0.708	0.708
GJTL	-5.644	-6.718	-11.574	-11.574	-11.715	-11.574
INDF	2.323	2.336	2.336	2.336	2.678	2.678
ISAT	0.954	0.927	0.993	1.012	1.106	1.104
KLBF	4.297	3.089	3.089	3.089	3.409	3.409
MEDC	0.162	0.435	0.435	0.435	0.435	0.435
MLPL	0.575	0.599	0.595	0.595	0.643	0.643
MPPA	0.431	0.701	0.701	0.701	0.701	0.701
PNBN	6.007	6.007	6.007	6.026	4.067	4.070
SMGR	1.255	1.255	1.255	1.234	1.121	1.121
TINS	0.325	0.325	0.325	0.381	0.419	0.419
TLKM	1.872	2.274	2.274	2.274	1.660	1.660
TSPC	0.233	0.340	0.340	0.340	0.239	0.239
UNTR	5.596	4.103	4.103	4.350	4.350	4.350

EARNING PRICE RATIO 22 PERUSAHAAN
PERIODE JANUARI 2001 - DESEMBER 2002

KET	jan	feb	mar	apr	may	jun	jul	aug	sep	oct	nov	dec	jan	feb	mar	apr	may	jun	
AALI	0.097	0.103	0.075	0.095	0.075	-0.062	-0.039	0.301	0.001	0.001	0.001	0.011	0.044	0.074	0.014	0.013	0.031	0.031	
ANM	0.365	0.365	0.398	0.415	0.346	0.341	0.317	0.341	0.450	0.476	0.476	0.496	0.337	0.131	0.443	0.268	0.144	0.170	0.170
ASGR	0.028	0.148	0.150	0.132	0.132	0.115	-0.009	-0.014	-0.019	-0.017	-0.196	0.013	0.082	0.241	0.024	0.016	0.063	0.077	0.077
ASII	-0.068	-0.071	-0.103	-0.038	-0.055	-0.415	-0.345	-0.344	-0.408	-0.442	-0.446	0.126	0.225	0.285	0.102	0.022	0.016	0.137	0.137
AUTO	0.107	0.112	0.103	0.118	0.105	0.065	0.054	0.111	0.146	0.148	0.124	0.206	0.296	0.386	0.180	0.084	0.090	0.175	0.175
BHIT	0.219	0.203	0.167	0.080	0.095	0.134	0.134	0.064	0.143	0.157	0.145	0.194	0.054	0.126	0.032	0.028	0.026	0.027	0.027
BMTR	-0.508	-0.426	0.142	0.204	0.150	-0.194	-0.194	0.124	0.157	0.153	0.165	0.216	0.145	0.153	0.045	0.049	0.023	0.031	0.031
CMNP	0.058	0.057	0.068	0.016	0.017	-0.157	-0.115	-0.145	-0.166	-0.184	-0.082	0.020	0.066	0.150	0.091	0.040	0.062	0.063	0.063
GGRM	0.088	0.088	0.090	0.102	0.096	0.067	0.070	0.072	0.096	0.106	0.112	0.165	0.093	0.096	0.039	0.035	0.041	0.043	0.043
GJTL	0.286	0.299	0.388	0.467	0.412	0.395	-1.754	-3.125	-5.000	-0.122	-0.056	-0.036	-0.091	-4.550	0.099	0.030	0.039	0.039	0.039
INDF	0.082	0.076	0.083	0.094	0.120	0.113	0.113	0.099	0.106	0.114	0.115	0.122	0.108	0.113	0.049	0.029	0.045	0.046	0.046
ISAT	0.168	0.161	0.211	0.219	0.221	0.205	0.202	0.225	0.168	0.149	0.152	0.185	0.161	0.094	0.181	0.089	0.058	0.086	0.086
KLBF	-0.025	-0.025	-0.031	-0.032	-0.029	0.022	0.018	-0.012	-0.015	-0.015	-0.023	0.105	0.122	0.104	0.023	0.003	0.003	0.056	0.056
MEDC	0.212	0.249	0.249	0.274	0.229	0.204	0.150	0.163	0.211	0.186	0.226	0.151	0.153	0.176	0.119	0.395	0.114	0.135	0.135
MLPL	0.169	0.187	0.250	0.314	0.238	0.172	0.147	0.155	0.221	0.221	0.169	0.175	0.190	0.130	0.282	0.390	0.025	0.261	0.261
MPPA	0.195	0.177	0.230	0.258	0.216	0.176	0.160	0.159	0.176	0.175	0.085	0.123	0.173	0.141	0.061	0.042	0.072	0.083	0.083
PNBN	0.034	0.035	0.050	0.031	0.132	0.018	0.018	0.015	0.015	0.019	-0.094	0.006	0.013	0.025	0.007	0.001	0.005	0.007	0.007
SMGR	0.114	0.107	0.137	0.148	0.103	0.133	0.110	-0.016	-0.019	-0.020	-0.146	0.090	0.126	0.069	0.066	0.027	0.025	0.034	0.034
TINS	0.490	0.372	0.446	0.478	0.362	0.535	0.535	0.346	0.457	0.503	0.146	0.325	0.090	-0.598	0.513	0.476	0.080	0.087	0.087
TLKM	0.114	0.099	0.104	0.105	0.118	0.110	0.119	0.120	0.129	0.121	0.145	0.159	0.107	0.114	0.020	0.022	0.038	0.042	0.042
TSPC	0.236	0.224	0.281	0.316	0.274	0.280	0.290	0.279	0.314	0.267	0.285	0.356	0.005	0.124	0.000	0.053	0.049	0.075	0.075
UNTR	0.172	0.163	0.011	0.013	0.010	-0.752	-0.658	-0.503	-0.637	-0.617	-0.024	0.426	0.599	2.990	0.711	0.268	0.690	0.721	0.721



KET	jul	aug	sep	oct	nov	dec
AALI	0.035	0.043	0.084	0.093	0.089	0.072
ANTM	0.271	0.325	0.305	0.298	0.442	0.321
ASGR	0.120	0.131	0.176	0.212	0.250	0.227
ASII	0.178	0.242	0.344	0.576	0.515	0.408
AUTO	0.257	0.291	0.333	0.388	0.373	0.361
BHIT	0.038	0.039	0.045	0.092	0.106	0.080
BMTR	0.027	0.058	0.059	0.640	0.141	0.124
CMNP	0.226	0.184	0.224	0.231	0.170	0.176
GGRM	0.056	0.071	0.064	0.099	0.094	0.086
GJTL	6.462	-13.975	-10.456	-12.521	-11.288	-10.797
INDF	0.042	0.058	0.088	0.127	0.113	0.108
ISAT	0.096	0.095	0.132	0.172	0.083	0.075
KLBF	0.075	0.102	0.230	0.240	0.124	0.118
MEDC	0.151	0.182	0.247	0.324	0.295	0.251
MLPL	0.361	0.173	0.354	0.495	0.087	0.085
MPPA	0.105	0.108	0.119	0.136	0.352	0.129
PNBN	0.008	0.008	0.009	0.018	0.025	0.023
SMGR	0.037	0.044	0.034	0.063	0.070	0.062
TINS	0.120	0.097	0.236	-5.729	-3.363	-2.875
TLKM	0.047	0.053	0.050	0.073	0.116	0.107
TSPC	0.101	0.122	0.166	0.156	0.146	0.144
UNTR	1.161	2.174	3.285	3.446	3.715	3.167

SALES PRICE RATIO 22 SAHAM PERUSAHAAN
PERIODE JANUARI 2001 - DESEMBER 2002

KET	jan	feb	mar	apr	may	jun	jul	aug	sep	oct	nov	dec	jan	feb	mar	apr	may	jun
AALI	0.638	0.677	1.209	1.543	1.209	0.165	0.152	0.298	0.329	0.377	0.335	0.566	0.575	0.686	0.404	0.514	0.141	0.140
ANM	0.990	0.990	1.080	1.696	1.414	0.277	0.258	0.277	0.712	0.751	0.831	0.932	0.994	0.087	0.924	1.084	0.228	0.248
ASGR	1.082	1.175	1.277	1.162	1.112	0.195	0.548	0.554	0.745	0.674	0.685	0.865	0.931	1.729	1.383	1.137	0.267	0.299
ASII	3.791	3.923	5.744	8.078	6.553	0.115	1.172	1.170	2.984	3.235	3.149	3.318	3.357	2.450	3.459	3.010	2.627	0.671
AUTO	1.127	1.175	2.038	2.335	2.075	3.431	0.442	0.876	1.151	1.175	1.164	1.417	1.504	1.724	1.363	1.316	1.364	0.356
BHIT	0.193	0.143	0.147	0.218	0.225	2.090	0.228	0.037	0.120	0.132	0.139	0.150	0.126	0.100	0.113	0.135	0.123	0.132
BMTR	1.249	1.049	1.235	1.773	1.305	0.268	0.268	0.592	0.751	0.733	0.787	0.812	0.666	0.565	0.495	0.535	0.135	0.152
CMNP	0.237	0.232	0.276	0.393	0.374	0.830	0.069	0.087	0.202	0.224	0.295	0.342	0.359	0.382	0.392	0.260	0.323	0.331
GGRM	0.403	0.405	0.601	0.679	0.639	0.021	0.172	0.177	0.431	0.479	0.483	0.629	0.599	1.106	0.857	0.816	0.225	0.231
GJTL	3.271	3.414	4.444	5.353	4.711	4.214	5.629	1.645	4.929	5.462	6.341	8.768	8.821	6.863	8.065	4.410	5.040	5.040
INDF	1.135	1.500	1.632	1.850	0.474	0.533	0.446	0.977	1.078	1.158	0.160	1.605	1.507	2.206	1.460	1.523	0.388	0.393
ISAT	0.227	0.262	0.344	0.346	0.075	0.246	0.073	0.076	0.270	0.248	0.291	0.360	0.345	0.604	0.362	0.397	0.127	0.134
KLBF	0.873	0.906	1.137	1.748	1.570	0.434	0.424	0.820	1.017	1.037	1.023	1.295	1.361	1.632	1.154	1.260	1.292	0.362
MEDC	0.603	0.710	0.710	0.779	0.652	0.223	0.164	0.200	0.448	0.395	0.433	0.427	0.620	0.626	0.609	0.698	0.766	0.833
MLPL	0.348	0.384	0.515	0.934	0.705	0.189	0.161	0.170	0.682	0.682	0.842	0.945	1.024	1.488	0.905	0.979	0.981	0.285
MPPA	2.225	2.325	3.484	3.892	3.250	0.367	0.636	1.469	1.631	1.615	1.466	2.013	2.691	3.356	3.211	2.676	0.588	0.648
PBNB	1.236	1.278	1.854	1.123	1.175	0.116	0.441	0.899	0.982	1.142	1.046	1.116	1.187	1.179	0.658	0.958	0.283	0.290
SMGR	0.770	0.722	0.926	2.388	1.083	1.922	0.225	0.418	0.506	0.524	0.426	0.712	0.892	0.656	0.712	0.770	0.189	0.222
TINS	1.534	1.832	2.205	2.365	1.886	1.146	0.414	1.261	1.662	1.828	1.568	3.590	3.651	3.026	5.707	5.496	0.802	0.874
TLKM	0.273	0.236	0.384	0.388	0.086	0.019	0.086	0.087	0.276	0.259	0.305	0.343	0.306	0.434	0.278	0.381	0.108	0.112
TSPC	0.822	0.776	1.173	1.331	1.142	0.059	0.321	0.656	0.738	0.629	0.683	0.725	0.065	0.753	0.058	0.645	0.620	0.187
UNTR	5.640	5.334	9.644	11.442	8.883	1.686	2.235	5.098	6.455	6.279	6.824	8.093	8.148	11.969	7.790	8.303	1.768	1.797

KET	jul	aug	sep	oct	nov	dec
AALI	0.324	0.358	0.503	0.771	0.755	0.609
ANTM	0.313	0.342	0.894	0.884	1.365	0.990
ASGR	0.372	0.389	0.451	0.494	1.763	1.603
ASII	0.765	0.891	1.065	1.373	2.272	1.803
AUTO	0.429	0.459	1.055	1.139	1.117	1.017
BHIT	0.032	0.033	0.035	0.078	0.084	0.057
BMTR	0.140	0.358	0.361	0.376	0.543	0.476
CMNP	0.118	0.233	0.257	0.261	0.224	0.230
GGRM	0.264	0.639	0.603	0.755	1.092	1.006
GJTL	7.108	2.082	4.125	4.419	4.218	4.035
INDF	0.374	0.916	1.129	1.355	2.206	2.114
ISAT	0.164	0.163	0.343	0.391	0.568	0.513
KLBF	0.418	0.854	1.282	1.309	1.770	1.674
MEDC	0.880	0.389	0.453	0.518	0.495	0.403
MLPL	0.335	0.621	0.748	0.884	1.217	1.182
MPPA	0.729	1.580	1.655	1.773	1.773	1.736
PNBN	0.343	0.339	0.372	0.747	1.179	1.114
SMGR	0.233	0.253	0.220	0.579	0.893	0.794
TINS	1.023	1.131	1.435	3.411	7.180	6.139
TLKM	0.121	0.258	0.251	0.304	0.437	0.403
TSPC	0.216	0.491	0.573	0.555	0.818	0.803
UNTR	2.273	5.988	7.318	12.856	13.351	11.381

**RETURN SAHAM 22 PERUSAHAAN
PERIODE JANUARI 2001 - DESEMBER 2002**

BULAN	AALI	ANTM	ASGR	ASII	AUTO	BHIT	BMTR	CMNP	GGRM	GJTL	INDF	ISAT	KLBF	MEDC	MLPL	MPPA	PBNB	SMGR
1	0.030	0.086	0.118	0.048	-0.014	0.354	0.300	0.082	0.059	0.000	0.206	0.166	0.115	-0.100	-0.028	0.111	0.033	0.086
2	-0.265	-0.132	-0.447	-0.364	-0.236	-0.045	0.077	-0.200	-0.098	-0.243	-0.171	-0.242	-0.250	-0.056	-0.275	-0.090	-0.355	-0.214
3	-0.224	-0.061	-0.143	-0.071	-0.145	-0.190	-0.321	-0.060	-0.127	-0.189	-0.118	-0.013	-0.196	-0.088	-0.180	-0.121	0.650	-0.202
4	0.289	0.194	0.222	0.173	0.064	-0.088	0.263	0.076	0.066	0.116	0.033	0.152	0.098	0.032	0.171	0.150	0.273	0.095
5	0.520	0.081	0.364	0.296	0.160	0.032	0.104	0.035	0.095	0.083	0.097	0.115	0.111	0.375	0.333	0.141	0.143	0.422
6	0.816	0.075	0.533	0.215	0.172	0.016	0.019	0.364	-0.023	0.058	0.029	0.034	0.240	0.341	0.172	0.095	0.000	0.211
7	-0.246	-0.070	-0.022	-0.010	-0.015	-0.077	-0.037	-0.208	-0.054	0.000	-0.086	-0.119	0.000	-0.169	-0.053	-0.043	-0.021	0.195
8	-0.096	-0.050	-0.255	-0.189	-0.239	-0.067	-0.212	-0.126	-0.180	-0.255	-0.094	-0.162	-0.194	0.061	-0.225	-0.100	-0.085	-0.174
9	-0.149	-0.026	0.119	-0.065	0.000	-0.107	0.000	-0.072	-0.025	-0.024	-0.069	0.045	0.040	0.154	0.000	0.061	-0.070	-0.041
10	-0.050	-0.216	-0.043	0.125	-0.020	0.140	0.244	-0.247	-0.149	-0.375	-0.074	0.025	-0.096	-0.050	-0.036	-0.086	-0.050	-0.092
11	-0.026	0.103	0.000	-0.037	-0.020	0.000	0.116	0.069	0.042	0.080	0.000	0.139	-0.043	0.053	-0.075	-0.094	-0.026	-0.141
12	0.216	0.250	0.097	0.244	0.122	0.053	0.211	0.113	0.410	0.222	0.360	0.132	0.244	-0.033	0.082	0.126	0.243	0.182
13	0.000	0.025	0.038	0.124	0.182	-0.067	0.087	0.014	-0.090	0.000	-0.088	-0.028	0.107	0.000	0.094	0.173	0.174	0.069
14	0.378	0.024	-0.024	-0.054	-0.031	0.179	0.160	-0.057	0.000	0.121	0.065	-0.010	0.048	0.000	0.069	0.130	0.741	0.216
15	0.210	0.262	0.188	0.500	0.333	0.318	0.598	0.485	0.041	0.730	0.303	0.243	0.277	0.207	0.129	0.192	0.223	0.254
16	0.053	-0.075	0.011	0.157	-0.024	-0.023	-0.151	-0.194	-0.061	-0.125	0.023	-0.082	-0.060	-0.114	-0.100	-0.161	0.000	-0.071
17	0.000	-0.082	-0.104	-0.040	-0.024	-0.035	-0.153	-0.025	-0.028	0.000	-0.023	-0.068	0.051	-0.081	-0.048	0.038	0.000	-0.147
18	-0.139	-0.489	-0.221	-0.100	-0.225	-0.073	0.000	-0.065	-0.152	-0.161	0.023	-0.233	-0.195	-0.193	-0.233	-0.111	-0.209	-0.256
19	-0.029	-0.087	-0.015	-0.163	0.000	0.000	0.010	0.042	-0.056	-0.043	-0.159	0.089	0.091	0.217	0.022	-0.083	0.055	0.176
20	-0.242	-0.181	-0.106	-0.141	-0.065	-0.066	0.000	-0.067	-0.012	0.044	-0.189	-0.055	-0.167	-0.107	-0.149	0.000	-0.646	0.034
21	-0.180	0.035	-0.203	-0.309	-0.207	-0.042	-0.050	-0.029	-0.150	-0.128	-0.200	-0.116	-0.233	-0.200	-0.225	-0.127	-0.147	-0.112
22	0.220	-0.022	0.064	0.316	0.109	-0.015	0.042	0.147	0.077	0.073	-0.042	0.092	0.130	0.100	0.065	0.021	0.172	0.074
23	0.240	0.379	0.100	0.260	0.098	0.149	0.140	-0.026	0.085	0.045	0.043	0.108	0.058	0.227	0.030	0.020	0.059	0.124
24	0.145	0.250	-0.073	-0.341	-0.125	-0.130	-0.158	-0.105	-0.108	-0.065	-0.042	-0.195	-0.055	-0.037	-0.235	-0.120	-0.028	-0.067



TINS	TLKM	TSPC	UNTR
0.180	0.268	0.058	0.143
-0.181	-0.211	-0.134	-0.271
-0.085	-0.052	-0.127	-0.186
0.241	0.228	0.219	0.053
0.030	0.133	0.077	0.267
0.000	-0.047	-0.016	0.132
-0.159	-0.033	-0.056	0.047
-0.241	-0.102	-0.111	-0.211
-0.068	0.057	0.192	0.028
-0.551	-0.018	-0.016	-0.027
-0.065	0.164	0.066	0.014
0.512	0.141	0.231	0.194
0.077	-0.014	0.194	0.000
0.000	0.153	0.026	0.023
0.000	0.012	0.224	0.364
-0.179	-0.030	0.067	-0.042
-0.043	-0.080	-0.094	-0.043
-0.191	-0.113	-0.138	-0.264
-0.045	0.090	-0.130	-0.049
-0.176	-0.076	-0.086	-0.130
-0.129	-0.201	-0.069	-0.299
-0.033	0.327	0.095	0.106
0.169	0.085	0.019	0.173
0.348	-0.123	-0.061	-0.115

LAMPIRAN C
Desain Data Penelitian



NO	SAHAM	BETAKOREKSI	BOOK MARKET	DEBT EQUITY	EARNING PRICE	SALESPRICE	RETURN	ABSRETURN
1	AALI	2.377	0.690	1.070	0.040	0.553	0.061	0.061
2	ANTM	2.272	1.640	0.390	0.340	0.773	0.011	0.011
3	ASGR	2.327	0.560	2.600	0.090	0.870	0.008	0.008
4	ASII	2.650	0.370	15.690	0.020	2.791	0.023	0.023
5	AUTO	2.361	0.690	1.290	0.190	1.302	-0.006	0.006
6	BHIT	2.407	0.620	0.860	0.100	0.203	0.009	0.009
7	BMTR	2.414	0.840	2.910	0.060	0.651	0.054	0.054
8	CMNP	2.266	0.800	1.290	0.040	0.289	-0.002	0.002
9	GGRM	2.450	0.400	0.610	0.080	0.555	-0.018	0.018
10	GJTL	2.527	-1.150	-9.400	-2.700	5.109	-0.001	0.001
11	INDF	2.339	0.480	2.740	0.090	1.172	-0.007	0.007
12	ISAT	2.428	1.040	0.700	0.150	0.289	0.001	0.001
13	KLBF	2.444	0.250	6.240	0.050	1.110	0.005	0.005
14	MEDC	2.195	0.940	0.310	0.200	0.543	0.022	0.022
15	MLPL	2.261	2.140	0.640	0.220	0.717	-0.029	0.029
16	MPPA	2.302	1.300	0.610	0.150	1.937	0.005	0.005
17	PNBN	2.280	1.820	5.010	0.020	0.877	0.047	0.047
18	SMGR	2.459	0.740	1.350	0.060	0.710	0.026	0.026
19	TINS	2.430	4.300	0.370	-0.240	2.549	-0.025	0.025
20	TLKM	2.265	0.600	2.290	0.090	0.256	0.023	0.023
21	TSPC	2.448	0.680	-0.170	0.190	0.618	0.018	0.018
22	UNTR	2.430	1.390	7.960	0.860	7.106	-0.004	0.004

NO	SAHAM	LN BETAKOR	LN BOOKMAR	LN DEBTQUITY	LN EARNPRICE	LN SALESPRICE	LN RETURN	ABS LN RET
1	AALI	0.830	-0.430	0.020	-3.440	-0.790	-1.720	1.720
2	ANTM	0.770	0.480	-0.950	-1.120	-0.470	-2.360	2.360
3	ASGR	0.820	-0.630	0.910	-1.890	-0.300	-2.230	2.230
4	ASII	0.960	-1.110	2.450	-0.970	0.730	-2.020	2.020
5	AUTO	0.820	-0.410	0.190	-1.820	0.130	-2.320	2.320
6	BHIT	0.850	-0.490	-0.130	-2.450	-2.040	-2.400	2.400
7	BMTR	0.850	-0.430	0.870	-1.900	-0.640	-1.900	1.900
8	CMNP	0.770	-0.330	0.230	-1.910	-1.360	-2.480	2.480
9	GGRM	0.870	-0.960	-0.510	-2.560	-0.810	-2.530	2.530
10	GJTL	0.890	0.070	0.530	-0.690	1.560	-1.820	1.820
11	INDF	0.760	-0.720	0.960	-2.370	-0.030	-2.360	2.360
12	ISAT	0.850	-0.020	-0.530	-1.970	-1.400	-2.490	2.490
13	KLBF	0.860	-1.470	1.760	-1.870	0.010	-2.100	2.100
14	MEDC	0.740	-0.070	-1.220	-1.660	-0.690	-2.050	2.050
15	MLPL	0.780	0.710	-0.460	-1.660	-0.500	-2.200	2.200
16	MPPA	0.790	0.220	-0.510	-1.990	0.500	-2.300	2.300
17	PNBN	0.740	0.490	1.600	-4.040	-0.300	-1.820	1.820
18	SMGR	0.860	-0.320	0.260	-2.220	-0.560	-2.050	2.050
19	TINS	0.840	1.320	-1.010	-1.070	0.690	-1.790	1.790
20	TLKM	0.790	-1.010	0.670	-2.500	-1.550	-2.490	2.490
21	TSPC	0.860	-0.290	-1.130	-1.800	-0.750	-2.510	2.510
22	UNTR	0.850	0.220	1.980	-0.570	1.790	-2.240	2.240

LAMPIRAN D

**Hasil Perhitungan dengan program
SPSS 10.0 (output)**



Model	Sum of Squares	df	Mean Square	F	Sig.
1	.213	5	4.260E-02	1.367	.235 ^a
Regression	16.263	522	3.116E-02		
Residual	16.476	527			
Total					

a. Predictors: (Constant), SALEPRIC, EARNPRIC, BETKOR, BOOKMAR, DEBTEQU

b. Dependent Variable: RETURN

Coefficients^a

Model	Unstandardized Coefficients		Standardized Coefficients	t	Sig.	Collinearity Statistics	
	B	Std. Error				Beta	Tolerance
1	(Constant)	-3.605E-02	.032				
	BETKOR	1.235E-02	.013	.945	.345	.974	1.026
	BOOKMAR	4.727E-03	.006	.755	.450	.951	1.051
	DEBTEQU	3.368E-04	.001	.249	.804	.942	1.052
	EARNPRIC	-1.789E-03	.006	-.298	.765	.920	1.057
	SALEPRIC	8.167E-03	.004	2.091	.037	.981	1.019

a. Dependent Variable: RETURN

Uji Heteroskedastisitas

Variables Entered/Removed^b

Model	Variables Entered	Variables Removed	Method
1	SALEPRIC, EARNPRIC, BETKOR, BOOKMAR, DEBTEQU ^a		Enter

- a. All requested variables entered
- b. Dependent Variable: ABSRET

ANOVA^b

Model		Sum of Squares	df	Mean Square	F	Sig.
1	Regression	7.857E-02	5	1.571E-02	1.120	.348 ^a
	Residual	7.323	522	1.403E-02		
	Total	7.401	527			

- a. Predictors: (Constant) SALEPRIC, EARNPRIC, BETKOR, BOOKMAR, DEBTEQU
- b. Dependent Variable: ABSRET

Coefficients^a

Model		Unstandardized Coefficients		Standardized Coefficients	t	Sig.
		B	Std. Error	Beta		
1	(Constant)	9.967E-02	.022		4.600	.000
	BETKOR	9.824E-03	.009	0.9	1.120	.263
	BOOKMAR	3.601E-03	.004	0.8	.858	.391
	DEBTEQU	9.295E-05	.001	0.05	.102	.919
	EARNPRIC	3.860E-03	.004	0.4	.960	.338
	SALEPRIC	3.397E-03	.003	0.7	1.293	.197

- a. Dependent Variable: ABSRET

Jji Autokorelasi

Variables Entered/Removed^b

Model	Variables Entered	Variables Removed	Method
1	SALEPRIC, EARNPRI C, BETKOR, BOOKMA R, DEBTEQU ^a		Enter

a. All requested variables entered.


b. Dependent Variable: RETURN

Model Summary^b

Model	R	R Square	Adjusted R Square	Std. Error of the Estimate	Durbin-Watson
1	.103 ^a	.011	.001	.11844	1.873

a. Predictors: (Constant), SALEPRIC, EARNPRIC, BETKOR, BOOKMAR, DEBTEQU

b. Dependent Variable: RETURN



Regresi Berganda

Variables Entered/Removed^b

Model	Variables Entered	Variables Removed	Method
1	SALEPRIC, EARNPRIC, BETKOR, BOOKMAR, DEBTEQU ^a		Enter

a. All requested variables entered.

b. Dependent Variable: RETURN

Model Summary

Model	R	R Square	Adjusted R Square	Std. Error of the Estimate
1	.103 ^a	.011	-.001	1.1344

Model Summary

Model	Change Statistics				
	R Square Change	F Change	df1	df2	Sig. F Change
1	.011	1.120	5	52 ^a	.348

a. Predictors: (Constant), SALEPRIC, EARNPRIC, BETKOR, BOOKMAR, DEBTEQU

ANOVA^b

Model		Sum of Squares	df	Mean Square	F	Sig.
1	Regression	7.857E-02	5	1.571E-02	1.120	.348 ^a
	Residual	7.323	522	1.403E-02		
	Total	7.401	527			

a. Predictors: (Constant), SALEPRIC, EARNPRIC, BETKOR, BOOKMAR, DEBTEQU

b. Dependent Variable: RETURN

Coefficients^a

Model		Unstandardized Coefficients		Standardized Coefficients	t	Sig.
		B	Std. Error	Beta		
1	(Constant)	9.967E-02	.022		4.600	.000
	BETKOR	9.824E-03	.009	.049	1.120	.263
	BOOKMAR	3.601E-03	.004	.038	.858	.391
	DEBTEQU	9.295E-05	.001	.005	.102	.919
	EARNPRIC	3.860E-03	.004	.044	.960	.338
	SALEPRIC	3.397E-03	.003	.057	1.293	.197

a. Dependent Variable: RETURN



Uji Multikolinearitas Metode Smoothing Data

ANOVA^b


Model		Sum of Squares	df	Mean Square	F	Sig.
1	Regression	.631	5	.126	2.527	.072 ^a
	Residual	.799	16	4.997E-02		
	Total	1.431	21			

a. Predictors: (Constant), LNSALEPR, LNBOKMAR, LNBETKOR, LNEARPRI, LNDEBEQU

b. Dependent Variable: LNRETURN

Coefficients^a

Model		Unstandardized Coefficients		Standardized Coefficients	t	Sig.
		B	Std. Error	Beta		
1	(Constant)	-3.667	1.022		-3.587	.002
	LNBETKOR	1.490	1.172	.259	1.271	.222
	LNBOKMAR	.182	.109	.455	1.670	.114
	LNDEBEQU	4.461E-02	.068	.179	.652	.523
	LNEARPRI	-.164	.083	-.513	-1.987	.064
	LNSALEPR	.176	.084	.459	1.498	.154




Coefficients^a

Model		Collinearity Statistics	
		Tolerance	VIF
1	(Constant)		
	LNBEKOR	.632	1.583
	LNBOKMAR	.471	2.122
	LNDEBEQU	.463	2.161
	LNEARPRI	.525	1.905
	LNSALEPR	.372	2.687

a. Dependent Variable: LNRETURN

Collinearity Diagnostics^a

Model	Dimension	Eigenvalue	Condition Index
1	1	3.408	1.000
	2	1.338	1.596
	3	.941	1.903
	4	.252	3.676
	5	6.018E-02	7.525
	6	1.148E-03	54.493



Uji Heteroskedastisitas Metode Smoothing Data

Model Summary


Model	R	R Square	Adjusted R Square	Std. Error of the Estimate
1	.664 ^a	.441	.267	.2235

a. Predictors: (Constant), LNSALEPR, LNBOKMAR, LNBETKOR, LNEARPRI, LNDEBEQU

Coefficients^a

Model		Unstandardized Coefficients		Standardized Coefficients	t	Sig.
		B	Std. Error	Beta		
1	(Constant)	3.667	1.022		3.587	.002
	LNBETKOR	-1.490	1.172	-.299	-1.271	.222
	LNBOKMAR	-.182	.109	-.455	-1.670	.114
	LNDEBEQU	-4.461E-02	.068	-.179	-.652	.523
	LNEARPRI	.164	.083	.513	1.987	.064
	LNSALEPR	-.126	.084	-.459	-1.498	.154

a. Dependent Variable: ABSLNRET



Uji Autokorelasi Metode Smoothing Data

Variables Entered/Removed^b

Model	Variables Entered	Variables Removed	Method
1	LNSALEP R, LNBOKMA R, LNBETKO R, LNEARPRI, LNDEBEQ U ^a		Enter

a. All requested variables entered.

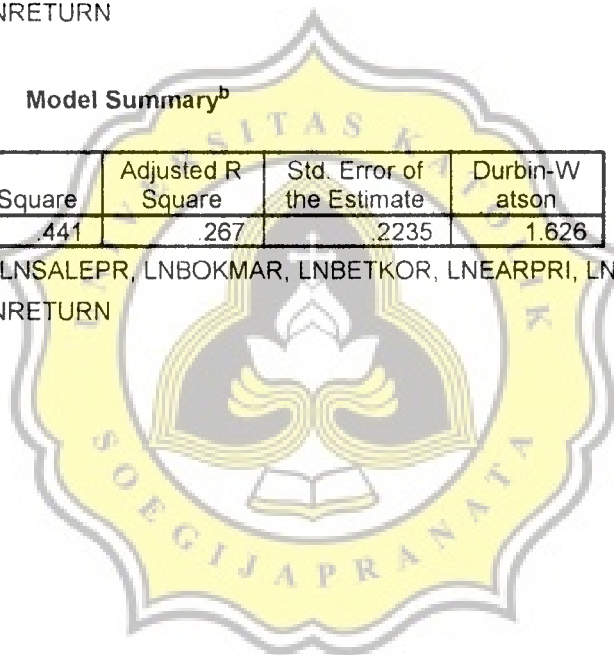
b. Dependent Variable: LNRETURN

Model Summary^b

Model	R	R Square	Adjusted R Square	Std. Error of the Estimate	Durbin-Watson
1	.664 ^a	.441	.267	.2235	1.626

a. Predictors: (Constant), LNSALEPR, LNBOKMAR, LNBETKOR, LNEARPRI, LNDEBEQU

b. Dependent Variable: LNRETURN



Regresi Metode Smoothing Data

Variables Entered/Removed^b

Model	Variables Entered	Variables Removed	Method
1	LNSALEPR, LNBOKMAR, LNBETKOR, LNEARPRI, LNDEBEQU		Enter

a. All requested variables entered.
 b. Dependent Variable: LNRETURN

Model Summary

Model	R	R Square	Adjusted R Square	Std. Error of the Estimate
1	.664 ^a	.441	.267	.2235

a. Predictors: (Constant), LNSALEPR, LNBOKMAR, LNBETKOR, LNEARPRI, LNDEBEQU

ANOVA^b

Model		Sum of Squares	df	Mean Square	F	Sig.
1	Regression	.631	5	.126	2.527	.072 ^a
	Residual	.799	16	4.997E-02		
	Total	1.431	21			

a. Predictors: (Constant), LNSALEPR, LNBOKMAR, LNBETKOR, LNEARPRI, LNDEBEQU
 b. Dependent Variable: LNRETURN

Coefficients^a

Model		Unstandardized Coefficients		Standardized Coefficients	t	Sig.
		B	Std. Error	Beta		
1	(Constant)	-3.667	1.022		-3.587	.002
	LNBETKOR	1.490	1.172	.299	1.271	.222
	LNBOKMAR	.182	.109	.455	1.670	.114
	LNDEBEQU	4.461E-02	.068	.179	.652	.523
	LNEARPRI	-.164	.083	-.513	-1.987	.064
	LNSALEPR	.126	.084	.459	1.498	.154

a. Dependent Variable: LNRETURN

Regresi Berganda Metode Covarians

Variables Entered/Removed^b

Model	Variables Entered	Variables Removed	Method
1	Z22, W24, W23, Z21, W22, Z20, W21, Z19, W20, Z18, W19, Z17, W18, Z16, W17, W16, Z15, W15, Z14, W14, Z13, W13, Z12, W12, Z11, W11, EARNPRI, C, Z4, W10, Z8, W6, Z7, W2, Z9, W7, W5, Z3, W3, Z6, W8, Z5, W4, Z2, W9, DEBTEQU, Z10, BOOKMAR, SALEPRIC, BETKOR		Enter

a. All requested variables entered

b. Dependent Variable: RETURN

Model Summary

Model	R	R Square	Adjusted R Square	Std. Error of the Estimate
1	.521 ^a	.272	.197	10619

a. Predictors: (Constant), Z22, W24, W23, Z21, W22, Z20, W21, Z19, W20, Z18, W19, Z17, W18, Z16, W17, W16, Z15, W15, Z14, W14, Z13, W13, Z12, W12, Z11, W11, EARNPRIC, Z4, W10, Z8, W6, Z7, W2, Z9, W7, W5, Z3, W3, Z6, W8, Z5, W4, Z2, W9, DEBTEQU, Z10, BOOKMAR, SALEPRIC, BETKOR

ANOVA^b

Model		Sum of Squares	df	Mean Square	F	Sig.
1	Regression	2.011	49	4.104E-02	3.640	.000 ^a
	Residual	5.390	478	1.128E-02		
	Total	7.401	527			

a. Predictors: (Constant), Z22, W24, W23, Z21, W22, Z20, W21, Z19, W20, Z18, W19, Z17, W18, Z16, W17, W16, Z15, W15, Z14, W14, Z13, W13, Z12, W12, Z11, W11, EARNPRIC, Z4, W10, Z8, W6, Z7, W2, Z9, W7, W5, Z3, W3, Z6, W8, Z5, W4, Z2, W9, DEBTEQU, Z10, BOOKMAR, SALEPRIC, BETKOR

b. Dependent Variable: RETURN

Coefficients^a

Model		Unstandardized Coefficients		Standardized Coefficients	t	Sig.
		B	Std. Error	Beta		
1	(Constant)	.291	.087		3.350	.001
	BETKOR	-4.026E-02	.032	-.202	-1.261	.208
	BOOKMAR	3.078E-03	.006	.033	.499	.618
	DEBTEQU	-2.743E-03	.001	-.135	-2.200	.028
	EARNPRIC	5.019E-03	.004	.057	1.223	.222
	SALEPRIC	3.629E-04	.005	.006	.073	.942
	W2	9.033E-02	.032	.152	2.821	.005
	W3	4.712E-02	.032	.080	1.454	.147
	W4	3.421E-02	.033	.058	1.049	.295
	W5	6.695E-02	.032	.113	2.071	.039
	W6	5.158E-02	.032	.087	1.591	.112
	W7	-8.774E-02	.048	-.148	-1.821	.069
	W8	-8.245E-03	.049	-.014	-.170	.865
	W9	-9.768E-02	.049	-.165	-1.975	.049
	W10	-3.858E-02	.049	-.065	-.789	.431
	W11	-.101	.049	-.170	-2.046	.041
	W12	3.719E-02	.049	.063	.760	.447
	W13	-4.389E-02	.033	-.074	-1.341	.181
	W14	-7.962E-03	.033	-.013	-.244	.807
	W15	.154	.032	.260	4.767	.000
	W16	-3.530E-02	.033	-.060	-1.081	.280
	W17	-6.061E-02	.033	-.102	-1.833	.067
	W18	5.598E-02	.033	.094	1.681	.093
	W19	-3.948E-02	.033	-.067	-1.185	.236
	W20	1.281E-02	.033	.022	.388	.698
	W21	3.945E-02	.033	.067	1.194	.233
	W22	-9.376E-03	.033	-.016	-.284	.777
	W23	3.382E-03	.033	.006	.102	.919

Coefficients^a

Model		Unstandardized Coefficients		Standardized Coefficients	t	Sig.
		B	Std. Error	Beta		
1	W24	1.760E-02	.033	.030	.535	.593
	Z2	-7.349E-02	.031	-.129	-2.339	.020
	Z3	-5.010E-02	.031	-.068	-1.624	.105
	Z4	3.420E-02	.039	.060	.880	.379
	Z5	-9.000E-02	.031	-.158	-2.914	.004
	Z6	-.103	.031	-.182	-3.362	.001
	Z7	-4.869E-02	.031	-.086	-1.582	.114
	Z8	-8.146E-02	.031	-.143	-2.637	.009
	Z9	-.105	.031	-.185	-3.408	.001
	Z10	-7.090E-02	.044	-.125	-1.609	.108
	Z11	-8.960E-02	.031	-.158	-2.891	.004
	Z12	-8.802E-02	.031	-.155	-2.855	.004
	Z13	-5.141E-02	.032	-.090	-1.618	.106
	Z14	-8.465E-02	.031	-.149	-2.708	.007
	Z15	-8.349E-02	.032	-.147	-2.595	.010
	Z16	-.106	.032	-.186	-3.344	.001
	Z17	-1.165E-02	.032	-.021	-.365	.715
	Z18	-4.242E-02	.031	-.075	-1.379	.169
	Z19	-5.439E-02	.038	-.096	-1.414	.158
	Z20	-8.472E-02	.031	-.149	-2.739	.006
	Z21	-9.541E-02	.031	-.168	-3.098	.002
	Z22	-5.361E-02	.046	-.094	-1.177	.240

a. Dependent Variable: RETURN