

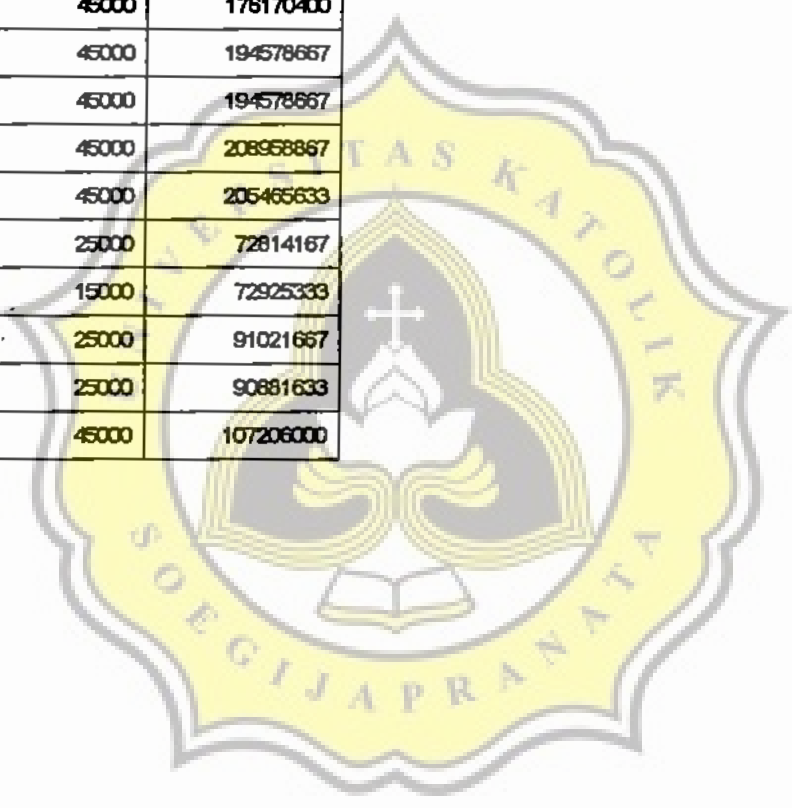


**LAMPIRAN I**  
**DATA PENELITIAN**

	x1	x2	y
1	10000	15000	57841800
2	10000	15000	57931200
3	10000	25000	58199400
4	10000	25000	60386667
5	10000	15000	60480000
6	10000	15000	65678133
7	10000	15000	65174467
8	10000	25000	73111000
9	10000	25000	72885000
10	20000	25000	81049500
11	20000	25000	80800500
12	20000	35000	95839200
13	20000	35000	95987100
14	30000	45000	103528800
15	40000	35000	103049500
16	40000	45000	137638467
17	40000	45000	137213000
18	40000	35000	168932700
19	40000	45000	169410633
20	40000	45000	182845000
21	40000	45000	182563700
22	40000	35000	249166667
23	40000	45000	248783333
24	10000	15000	62325633
25	10000	15000	62806800
26	10000	15000	61941500
27	10000	15000	62517700
28	10000	15000	64686133
29	10000	15000	64886400
30	20000	15000	70156800
31	20000	25000	70914667
32	20000	25000	79408467
33	20000	25000	79531200
34	20000	15000	86720400

b:\dicky.sav

	x1	x2	y
35	20000	25000	85924800
36	30000	25000	101088000
37	30000	25000	100464000
38	40000	25000	109405600
39	40000	25000	108398800
40	40000	45000	146856533
41	40000	45000	146184933
42	40000	45000	175630000
43	40000	45000	178170400
44	40000	45000	194578667
45	40000	45000	194578667
46	40000	45000	208958867
47	40000	45000	205465633
48	20000	25000	72814167
49	10000	15000	72925333
50	20000	25000	91021667
51	30000	25000	90881633
52	40000	45000	107206000





**LAMPIRAN II**

**MULTIPLE REGRESSION**

\*\*\*\*\* MULTIPLE REGRESSION \*\*\*\*\*

Listwise Deletion of Missing Data

Equation Number 1 Dependent Variable.. Y PRODUKTIVITAS

Block Number 1. Method: Enter X1 X2

Variable(s) Entered on Step Number

1.. X2 TUNJANGAN  
2.. X1 UPAH INSENTIF

Multiple R .86257  
R Square .74402  
Adjusted R Square .73357  
Standard Error 27729898.438

Analysis of Variance

	DF	Sum of Squares	Mean Square
Regression	2	109514144890014000	5.475707245E+16
Residual	49	37678416100807720.0	768947267363423

F = 71.21044 Signif F = .0000

----- Variables in the Equation -----

Variable	B	SE B	Beta	T	Sig T
X1	2189.768895	589.247554	.525979	3.716	.0005
X2	1651.959989	636.304022	.367454	2.596	.0124
(Constant)	6652893.1266	10367834.13		.642	.5241

End Block Number 1 All requested variables entered.



**LAMPIRAN III**

**PERHITUNGAN REGRESI**

**UNTUK VARIABEL INDEPENDEN  $X_1$**

\*\*\*\*\* MULTIPLE REGRESSION \*\*\*\*\*

Listwise Deletion of Missing Data

Equation Number 1 Dependent Variable.. Y PRODUKTIVITAS

Block Number 1. Method: Enter X1

Variable(s) Entered on Step Number  
1.. X1 UPAH INSENTIF

Multiple R .84191  
R Square .70881  
Adjusted R Square .70298  
Standard Error 29278400.853

Analysis of Variance


	DF	Sum of Squares	Mean Square
Regression	1	104331323163974100	1.043313232E+17
Residual	50	42861237826847620.0	857224756536953

F = 121.70825 Signif F = .0000

----- Variables in the Equation -----

Variable	B	SE B	Beta	T	Sig T
X1	3505.052256	317.712639	.841908	11.032	.0000
(Constant)	21870676.723	9029370.325		2.422	.0191

End Block Number .1 All requested variables entered.





**LAMPIRAN IV**  
**PERHITUNGAN REGRESI**  
**UNTUK VARIABEL INDEPENDEN  $X_2$**



\*\*\* MULTIPLE REGRESSION \*\*\*

Listwise Deletion of Missing Data

Equation Number 1 Dependent Variable.. Y PRODUKTIVITAS

Block Number 1. Method: Enter X2

Variable(s) Entered on Step Number

1.. X2 TUNJANGAN

Multiple R .81968  
 R Square .67187  
 Adjusted R Square .66531  
 Standard Error 31079818.725

Analysis of Variance


	DF	Sum of Squares	Mean Square
Regression	1	98894804393279700.0	9.889480439E+16
Residual	50	48297756597542100.0	965955131950842

F = 102.38033 Signif F = .0000

----- Variables in the Equation -----

Variable	B	SE B	Beta	T	Sig T
X2	3685.027703	364.193757	.819679	10.118	.0000
(Constant)	2420226.5544	11549991.62		.210	.8349

End Block Number 1 All requested variables entered.





**LAMPIRAN V**

**PERHITUNGAN KORELASI**

- - Correlation Coefficients - -

	X1	X2	Y
X1	1.0000 ( 52) P= .	.8598 ( 52) P= .000	.8419 ( 52) P= .000
X2	.8598 ( 52) P= .000	1.0000 ( 52) P= .	.8197 ( 52) P= .000
Y	.8419 ( 52) P= .000	.8197 ( 52) P= .000	1.0000 ( 52) P= .

(Coefficient / (Cases) / 2-tailed Significance)

" . " is printed if a coefficient cannot be computed



--- PARTIAL CORRELATION COEFFICIENTS ---

Controlling for.. X1

	Y	X2
Y	1.0000 ( 0) P= .	.3477 ( 49) P= .012
X2	.3477 ( 49) P= .012	1.0000 ( 0) P= .

(Coefficient / (D.F.) / 2-tailed Significance)

" . " is printed if a coefficient cannot be computed



--- PARTIAL CORRELATION COEFFICIENTS ---


Controlling for.. X2

	Y	X1
Y	1.0000	.4689
	( 0)	( 49)
	P= .	P= .001
X1	.4689	1.0000
	( 49)	( 0)
	P= .001	P= .

(Coefficient / (D.F.) / 2-tailed Significance)

" . " is printed if a coefficient cannot be computed





**LAMPIRAN VI**  
**TABEL DISTRIBUSI F**

Nilai F dengan Taraf Signifikansi 5% (deretan atas) dan 1% (deretan bawah)

n.b. Rata Rata Pembagi	d.b. untuk Rata Kuadrat Pembilang							
	1	2	3	4	5	6	7	8
32	4,15 7,50	3,30 5,34	2,90 4,46	2,67 3,97	2,51 3,66	2,40 3,42	2,32 3,25	2,25 3,12
34	4,13 7,44	3,28 5,29	2,88 4,42	2,65 3,93	2,49 3,61	2,38 3,38	2,30 3,21	2,23 3,08
36	4,11 7,39	3,26 5,25	2,86 4,38	2,63 3,89	2,48 3,58	2,36 3,35	2,28 3,18	2,21 3,04
38	4,10 7,35	3,25 5,21	2,85 4,34	2,62 3,86	2,46 3,54	2,35 3,32	2,26 3,15	2,19 3,02
40	4,08 7,31	3,23 5,18	2,84 4,31	2,61 3,83	2,45 3,51	2,34 3,29	2,25 3,12	2,18 2,99
42	4,07 7,27	3,22 5,15	2,83 4,29	2,59 3,80	2,44 3,49	2,32 3,26	2,24 3,10	2,17 2,96
44	4,06 7,24	3,21 5,12	2,82 4,26	2,58 3,78	2,43 3,46	2,31 3,24	2,23 3,07	2,16 2,94
46	4,05 7,21	3,20 5,10	2,81 4,24	2,57 3,76	2,42 3,44	2,30 3,22	2,22 3,05	2,14 2,92
48	4,04 7,19	3,19 5,08	2,80 4,22	2,56 3,74	2,41 3,42	2,30 3,20	2,21 3,04	2,14 2,90
50	4,03 7,17	3,18 5,06	2,79 4,20	2,56 3,72	2,40 3,41	2,29 3,18	2,21 3,02	2,13 2,88
55	4,02 7,12	3,17 5,01	2,78 4,16	2,54 3,68	2,38 3,37	2,27 3,15	2,18 2,91	2,11 2,85
60	4,00 7,08	3,15 4,98	2,76 4,13	2,52 3,65	2,37 3,34	2,25 3,12	2,1 2,91	2,10 2,82
65	3,99 7,04	3,14 4,95	2,75 4,10	2,51 3,62	2,36 3,31	2,24 3,09	2,15 2,91	2,08 2,79
70	3,98 7,01	3,13 4,92	2,74 4,08	2,50 3,60	2,35 3,29	2,23 3,07	2,14 2,91	2,07 2,77
80	3,96 6,96	3,11 4,88	2,72 4,04	2,48 3,56	2,34 3,25	2,21 3,04	2,12 2,87	2,05 2,74



**LAMPIRAN VII**  
**TABEL DISTRIBUSI T**



Tabel Cumulative t-Distribution

DF	p				
	.900	.950	.975	.990	.995
1	3.078	6.314	12.706	31.821	63.657
2	1.886	2.920	4.303	6.965	9.925
3	1.638	2.353	3.182	4.541	5.841
4	1.533	2.132	2.776	3.747	4.604
5	1.476	2.015	2.571	3.365	4.032
6	1.440	1.943	2.447	3.143	3.707
7	1.415	1.895	2.365	2.998	3.499
8	1.397	1.860	2.306	2.896	3.355
9	1.383	1.833	2.262	2.821	3.250
10	1.372	1.812	2.228	2.764	3.169
11	1.363	1.796	2.201	2.718	3.106
12	1.356	1.782	2.175	2.681	3.055
13	1.350	1.771	2.160	2.650	3.012
14	1.345	1.761	2.145	2.624	2.977
15	1.341	1.753	2.131	2.602	2.947
16	1.337	1.746	2.120	2.583	2.921
17	1.333	1.740	2.110	2.567	2.898
18	1.330	1.734	2.101	2.552	2.878
19	1.328	1.729	2.093	2.539	2.861
20	1.325	1.725	2.086	2.528	2.845
21	1.323	1.721	2.080	2.518	2.831
22	1.321	1.717	2.074	2.508	2.819
23	1.319	1.714	2.069	2.500	2.807
24	1.318	1.711	2.064	2.492	2.797
25	1.316	1.708	2.060	2.485	2.787
26	1.315	1.706	2.056	2.479	2.779
27	1.314	1.703	2.052	2.473	2.771
28	1.313	1.701	2.043	2.467	2.763
29	1.311	1.699	2.045	2.462	2.756
30	1.310	1.697	2.042	2.457	2.750
40	1.303	1.684	2.021	2.423	2.704
50	1.299	1.676	2.008	2.403	2.678
60	1.296	1.671	2.000	2.390	2.660
70	1.294	1.667	1.994	2.381	2.648
80	1.293	1.665	1.990	2.374	2.638
90	1.291	1.662	1.987	2.369	2.632
100	1.290	1.661	1.984	2.364	2.626
120	1.289	1.658	1.980	2.358	2.617
200	1.286	1.653	1.972	2.345	2.601
	1.282	1.645	1.960	2.326	2.576



YAYASAN SANDJOJO  
FAKULTAS EKONOMI  
UNIVERSITAS KATOLIK SOEGIJAPRANATA

Jl. Pawiyatan Luhur IV/1 Bendan Duwur  
Telp. (024) 316142 - 441555  
Semarang 50234

## KARTU KONSULTASI

SKRIPSI

JUCROHO PICKY KETIADI

NAMA

NIM

92.30.1402

NIRM

92.6.11.02016.50197

TANDA TANGAN

10002 SKRIPSI

Jart

40

Maret 98



YAYASAN SANDJOJO  
FAKULTAS EKONOMI  
UNIVERSITAS KATOLIK SOEGIJAPRANATA

Jl. Pawiyatan Luhur IV/1 Bendan Duwur  
Telp. (024) 316142 - 441555  
Semarang - 50234

**KARTU KONSULTASI**



NAMA : NUGROHO DICKY SETIADI  
NIM : 92.30.1402  
NIRM : 92.6.11.0201b.50193

TANDA TANGAN

KOORD. SKRIPSI

40

Maret 98

