

**THE EFFECT OF CALCIUM LACTATE ENRICHMENT TO THE  
PHYSICAL CHARACTERISTICS AND SENSORY EVALUATION  
OF SOYMILK ICE CREAM**

---

**PENGARUH PENGAYAAN KALSIMUM LAKTAT TERHADAP  
KARAKTERISTIK FISIK DAN EVALUASI SENSORI ES KRIM  
SUSU KEDELAI**

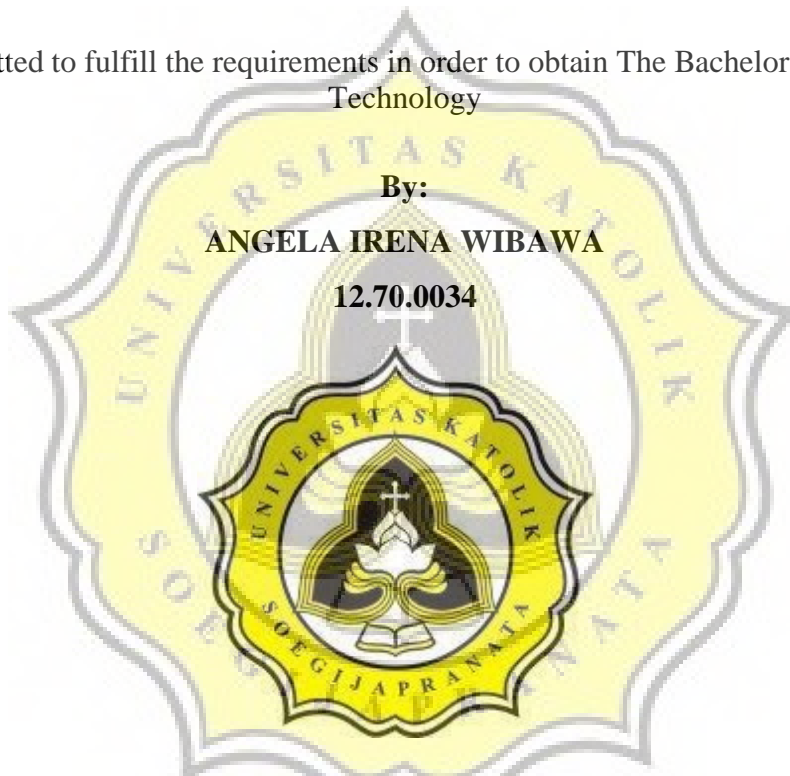
**THESIS**

Submitted to fulfill the requirements in order to obtain The Bachelor of Food  
Technology

**By:**

**ANGELA IRENA WIBAWA**

**12.70.0034**



**DEPARTMENT OF FOOD TECHNOLOGY FACULTY OF  
AGRICULTURAL TECHNOLOGY SOEGIJAPRANATA  
CATHOLIC UNIVERSITY SEMARANG**

**2016**

**THE EFFECT OF CALCIUM LACTATE ENRICHMENT TO THE  
PHYSICAL CHARACTERISTICS AND SENSORY EVALUATION  
OF SOYMILK ICE CREAM**

---

**PENGARUH PENGAYAAN KALSIMUM LAKTAT TERHADAP  
KARAKTERISTIK FISIK DAN EVALUASI SENSORI ES KRIM  
SUSU KEDELAI**

**THESIS**

Submitted to fulfill the requirements in order to obtain The Bachelor of Food  
Technology

By:  
ANGELA IRENA WIBAWA  
12.70.0034

This thesis has been approved and defended in front of the examination committee on  
February, 19<sup>th</sup> 2015

Semarang, March 4<sup>th</sup> 2016  
Faculty of Agricultural Technology  
Soegijapranata Catholic University

Supervisor,

Co-Supervisor,

Dr. Ir. Ch. Retnaningsih, MP.

Ivone E. Fernandez, SSi, MSc.

Dean,

Dr. V. Kristina Ananingsih, ST, MSc

## THE AUTHENTICITY OF A THESIS STATEMENT

I hereby declare that the thesis entitled “**THE EFFECT OF CALCIUM LACTATE ENRICHMENT TO THE PHYSICAL CHARACTERISTICS AND SENSORY EVALUATION OF SOYMILK ICE CREAM**” contains no work that ever proposed to acquire a bachelor title in Soegijapranata Catholic University and there is no work ever written or published by others, except the the references in this thesis mentioned before.

If it is proven in the future that partially or whole thesis is the result of plagiation, therefore I will be willing to be revoked with all the consequences in accordance with the law and regulations applied at Seogijapranata Catholic University and/or valid law and regulations.

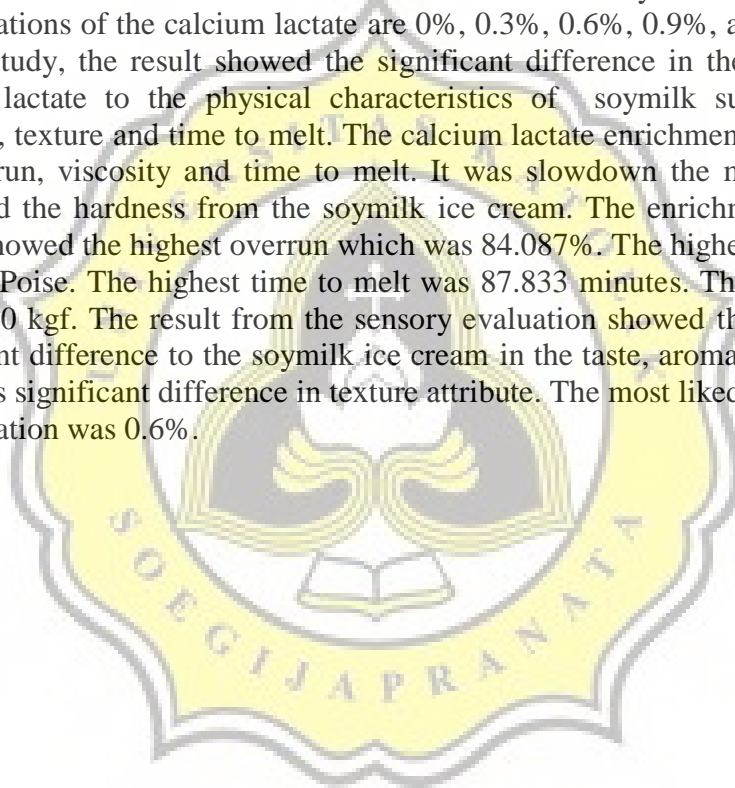


Semarang, March 4<sup>th</sup> 2016

Angela Irena Wibawa  
12.70.0034

## SUMMARY

Nowadays, many people want to live healthier. One of the alternative to live healthier is avoiding the over consumption of fat. Ice cream is one of the favorite sweet frozen dessert contains high amounts of fat. It is not considered as the ideal dessert because usually it is made from the cow's milk which has high fat content. Therefore, the soy milk can be the good alternative to replace the cow's milk because it has lower fat. However, the calcium content in the soymilk is lower than cow's milk thus increase the calcium content in the soymilk, the calcium lactate is added into the soymilk. The objective of this study is to determine the effect of the different concentration of the calcium lactate to the physical characteristics, sensory evaluation of the soymilk ice cream, and the suitable concentration of calcium lactate enrichment to the soymilk ice cream. The concentrations of the calcium lactate are 0%, 0.3%, 0.6%, 0.9%, and 1.2%. Based on this study, the result showed the significant difference in the enrichment of calcium lactate to the physical characteristics of soymilk such as overrun, viscosity, texture and time to melt. The calcium lactate enrichment could increase the overrun, viscosity and time to melt. It was slowdown the melting rate and decreased the hardness from the soymilk ice cream. The enrichment of calcium lactate showed the highest overrun which was 84.087%. The highest viscosity was 334.162 Poise. The highest time to melt was 87.833 minutes. The lowest texture was 2.080 kgf. The result from the sensory evaluation showed that there was no significant difference to the soymilk ice cream in the taste, aroma and overall but there was significant difference in texture attribute. The most liked calcium lactate concentration was 0.6%.



## RINGKASAN

Pada zaman sekarang, banyak orang yang ingin hidup sehat. Salah satu cara untuk hidup sehat adalah menghindari konsumsi lemak yang berlebihan pada produk pangan. Hal inilah yang mendorong pembuatan es krim nabati yang terbuat dari susu kedelai. Namun disisi lain, susu kedelai mengandung kalsium yang rendah maka untuk meningkatkan jumlah kalsium pada susu kedelai, ditambahkan kalsium laktat. Tujuan dari penelitian ini adalah untuk mengetahui penambahan jumlah kalsium laktat yang berbeda pada karakteristik fisik dan sensori dari es krim susu kedelai serta konsentrasi kalsium laktat yang tepat untuk ditambahkan pada es krim susu kedelai. Konsentrasi dari kalsium laktat yang digunakan adalah 0%, 0,3%, 0,6%, 0,9%, dan 1,2%. Berdasarkan penelitian tentang penambahan kalsium laktat pada es krim susu kedelai, hasil yang didapat adalah ada beda nyata pada penambahan kalsium laktat terhadap karakteristik fisik es krim susu kedelai meliputi volume pengembangan, viskositas, tekstur dan waktu leleh . Penambahan kalsium laktat dapat meningkatkan volume pengembangan, viskositas dan waktu leleh, menghambat kecepatan leleh es krim susu kedelai dan menurunkan tingkat kekerasan dari es krim susu kedelai. Pada penambahan konsentrasi kalsium laktat 1,2%, dihasilkan volume pengembangan tertinggi yaitu 84,087%, viskositas tertinggi sebesar 334,162 Poise, waktu leleh tertinggi yaitu 87,833 menit serta tekstur terendah yaitu 2,080 kgf. Hasil yang didapat pada uji sensori tidak menunjukkan beda nyata pada parameter rasa, aroma dan secara keseluruhan produk. Namun, parameter tesktur menunjukkan adanya beda nyata. Konsentrasi kalsium laktat yang paling disukai pada parameter tekstur adalah 0,6%.



## PREFACE

First of all, The author wants to express her gratitude to the Jesus Christ because of His grace and bless, she could finish the thesis report entitled “The Effect Of Calcium Lactate Enrichment To The Physical Characteristics And Sensory Of Soymilk Ice Cream.” She hopes that this thesis can give the knowledge, new idea and inspiration related to the enrichment of the calcium lactate to the soymilk ice cream as the main ingredients in the ice cream especially the contribution for the food science education.

The making of this thesis is also supported by some inspiring people so in this occasion, she wants to say thank you to :

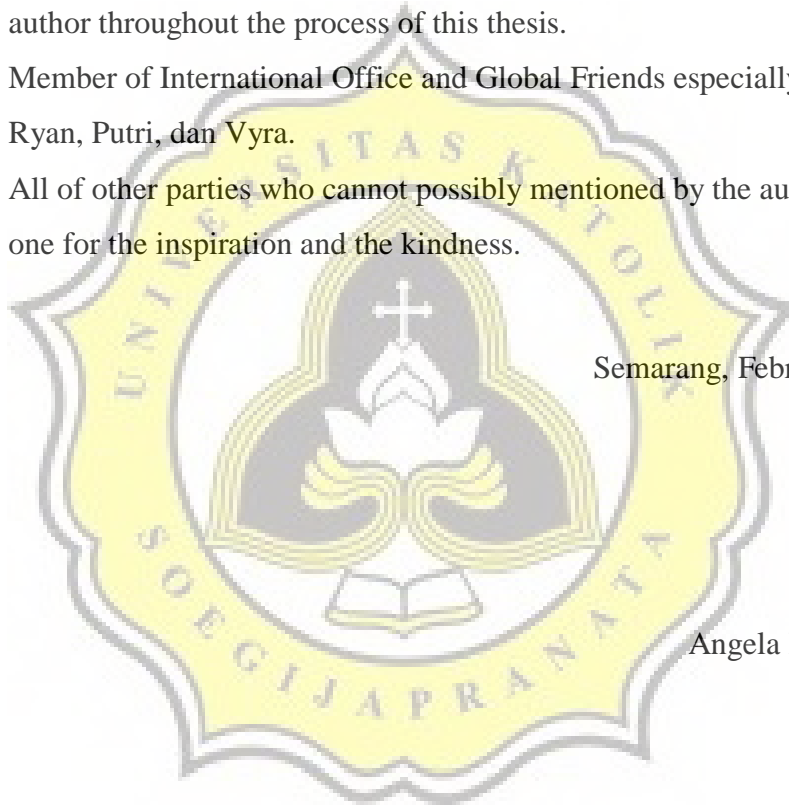
1. Dr. Victoria Kristina, ST, MSc, as the Dean of Faculty of Agricultural Technology Soegijapranata Catholic University Semarang for the help and courage to the author.
2. Prof. Dr. Ir. Budi Widianarko, Msc. as the Academic advisor for the support during the study in Faculty of Agricultural Technology Soegijapranata Catholic University Semarang.
3. Dr. Ir. Ch. Retnaningsih, MP as the supervisor who always give her time, brand new idea and motivation during the process of this thesis.
4. Ivone E. Fernandez, SSi, MSc. as the co supervisor who always give her time, brand new idea and motivation during the process of this thesis.
5. Beloved lecturers of FTP : Prof. Budi, Pak Sum, Pak Haniel, Bu Rika, Bu Linda, Bu Laksmi, Bu Inne, Pak Probo, Bu Admira, Bu Rini, Bu Ita, Bu Novita for being a great family and also share the knowledge and inspiring experience.
6. The laboratory assistants : Mas Soleh, Mas Lilik, Mas Pri, and Mbak Agatha for motivation and help during the laboratory activity in Food Technology Department.
7. The administration staff and employees : Pak Joko, Pak Andre, Pak Agus, Mbak Susi and Mbak Tutik. for providing great service during the study.

8. Dearest parents and sister who always support, take care and pray for the author during this time especially for my hardest time.
9. Melia, Naomi, Selvi, Olaf, Ivana, Vina, Vivin, Melina, Kak Cizka to support and motivate me during the making process of the thesis.
10. Bayu, Hendra, Anton, William, and Dicky to help the author for the SPSS and the data processing.
11. Jeffrey Taylor Good as my best friend who always motivate and inspire the author.
12. All of the friends in Food Technology who always cheer and support author throughout the process of this thesis.
13. Member of International Office and Global Friends especially Mbak Yuli, Ryan, Putri, dan Vyra.
14. All of other parties who cannot possibly mentioned by the author one by one for the inspiration and the kindness.

Semarang, February 2<sup>nd</sup> 2016

Author,

Angela Irena Wibawa




## TABLE OF CONTENT

	Page
SUMMARY .....	i
RINGKASAN .....	ii
PREFACE .....	iii
TABLE OF CONTENTS .....	vi
LIST OF PICTURES .....	viii
LIST OF TABLES .....	ix
LIST OF APPENDICES .....	x
1. INTRODUCTIONS .....	1
1.1. Background .....	1
1.2. Literature Review .....	2
1.2.1. Soybean and Soymilk .....	2
1.2.2. Ice Cream .....	6
1.2.3. Quality Standard of Ice Cream .....	8
1.2.4. Calcium .....	9
1.3. Objectives .....	11
2. MATERIALS & METHODS .....	12
2.1. Materials .....	12
2.2. Methods .....	13
2.2.1. Making of Soymilk .....	13
2.2.2. Making of Soymilk Ice Cream .....	15
2.2.3. Experimental Design .....	16
2.2.4. Physical Analysis of Soymilk Ice Cream .....	16
2.2.4.1. Overrun Analysis of Soymilk Ice Cream Dough .....	16
2.2.4.2. Texture Analysis of Soymilk Ice Cream .....	17
2.2.4.3. Viscosity Analysis of Soymilk Ice Cream .....	17
2.2.4.4. Stability Analysis of Soymilk Ice Cream .....	18
2.2.5. Chemical Analysis of Soymilk Ice Cream .....	19
2.2.5.1. Ash Content Analysis of Soymilk Ice Cream .....	19
2.2.5.2. Calcium Content Analysis of Soymilk Ice Cream .....	19
2.2.6. Sensory Evaluation of Soymilk Ice Cream .....	20
2.2.7. Statistical Analysis .....	20
3. RESULTS .....	21
3.1. Physical Analysis Result of Soymilk Ice Cream .....	21
3.1.1. Result of Overrun Analysis in Soymilk Ice Cream .....	21
3.1.2. Result of Viscosity Analysis in Soymilk Ice Cream .....	22
3.1.3. Result of Texture Analysis in Soymilk Ice Cream .....	23
3.1.4. Result of Melting Rate and Time to in Soymilk Ice Cream .....	24
3.1.5. Result of Time to Melt in Soymilk Ice Cream .....	26
3.1.6. Correlation between Concentration and Physical Properties of Soymilk Ice Cream .....	27
3.2. Chemical Analysis Result of Soymilk Ice Cream .....	28
3.2.1. Result of Ash Content in Soymilk Ice Cream .....	28
3.2.2. Result of Calcium Content in Soymilk Ice Cream .....	29
3.3. Result of Sensory Evaluation in Soymilk Ice Cream .....	30




	Page
4. DISCUSSIONS .....	31
4.1. Physical Properties of The Soymilk Ice Cream .....	31
4.1.1. Overrun .....	31
4.1.2. Viscosity.....	31
4.1.3. Texture .....	32
4.1.4. Melting Rate and Time to Melt.....	33
4.1.5. Correlation between Concentration and Physical Properties of Soymilk Ice Cream.....	34
4.2. Chemical Properties of Soymilk Ice Cream.....	35
4.3. Sensory Evaluation for Soymilk Ice Cream.....	36
5. CONCLUSIONS & RECOMMENDATIONS .....	38
5.1. Conclusions.....	38
5.2. Recommendations.....	38
6. REFERENCES.....	39
7. APPENDIXES .....	44



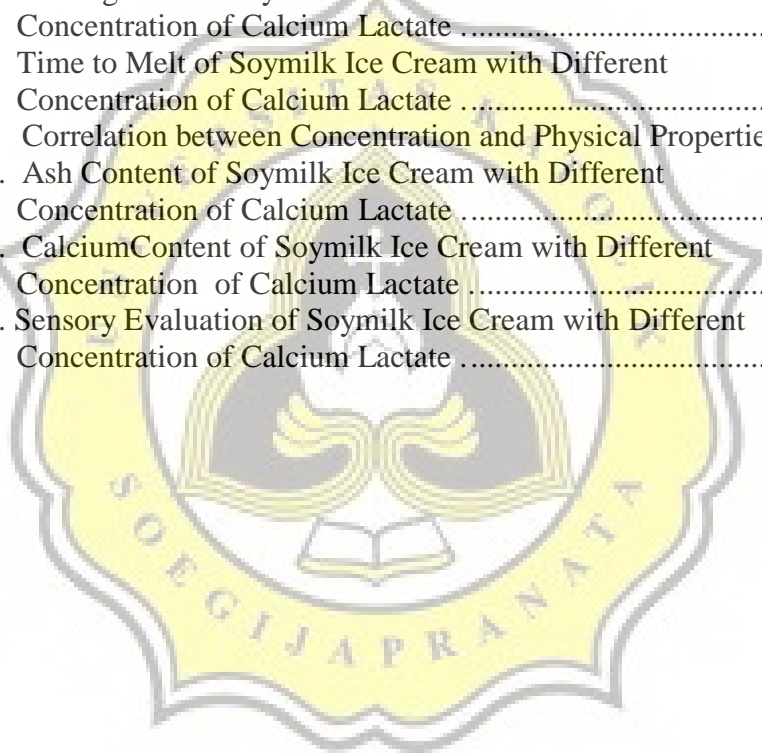
## LIST OF FIGURES

	Page
Figure 1. Raw Soybean.....	3
Figure 2. Flow Chart of Soymilk Making.....	13
Figure 3. Fresh Soymilk.....	14
Figure 4. Flow Chart of Soymilk Ice Cream Making. ....	15
Figure 5. Soymilk Ice Cream with Different Concentration of Calcium Lactate .....	15
Figure 6. Flow Chart of Experimental Design.....	16
Figure 7. Measurement of Hardness by Texture Profile Analyzer .....	17
Figure 8. Measurement of Viscosity by Viscometer.....	18
Figure 9. Stability Measurement of Soymilk Ice Cream.....	18
Figure 10. Graph of Melting Rate.....	25



## LIST OF TABLES

	Page
Table 1. Comparison between Cow's Milk and Soymilk in 100 ml. ....	4
Table 2. Recommendation of Calcium Intake Based on Different Life-Stage.....	10
Table 3. Formulation of Soymilk Ice Cream with Different Concentration of Calcium Lactate .....	15
Table 4. Overrun of Soymilk Ice Cream with Different Concentration of Calcium Lactate .....	21
Table 5. Viscosity of Soymilk Ice Cream with Different Concentration of Calcium Lactate .....	22
Table 6. Hardness of Soymilk Ice Cream with Different Concentration of Calcium Lactate .....	23
Table 7. Melting Rate of Soymilk Ice Cream with Different Concentration of Calcium Lactate .....	24
Table 8. Time to Melt of Soymilk Ice Cream with Different Concentration of Calcium Lactate .....	26
Table 9. Correlation between Concentration and Physical Properties.....	27
Table 10. Ash Content of Soymilk Ice Cream with Different Concentration of Calcium Lactate .....	28
Table 11. Calcium Content of Soymilk Ice Cream with Different Concentration of Calcium Lactate .....	29
Table 12. Sensory Evaluation of Soymilk Ice Cream with Different Concentration of Calcium Lactate .....	30



## LIST OF APPENDIXES

	Page
Appendix 1. Viscosity.....	44
Appendix 2. Overrun.....	45
Appendix 3. Texture.....	46
Appendix 4. Time to Melt.....	47
Appendix 5. Ash Content.....	48
Appendix 6. Calcium Content.....	49
Appendix 7. Sensory Evaluation Result.....	50
7.1. Result of Taste Attribute.....	51
7.2. Result of Texture Attribute .....	52
7.3. Result of Aroma Attribute.....	63
7.4. Result of Overall Attribute.....	64
7.5. Result of Correlation.....	66
Appendix 8. Calculation of Calcium Efficiency.....	67
Appendix 9. Scoresheet of Hedonic Test.....	68
Appendix 10. Worksheet of Hedonic Test.....	69
Appendix 11. Sertificate of Calcium Lactate.....	70

