


LAMPIRAN A. Data kasar

Lampiran A-1. Data kasar *Burnout* pada perawat gawat
darurat

Lampiran A-2. Data kasar kepribadian *Hardiness*




Lampiran A-1. Data kasar *Burnout* pada
Perawat gawat darurat



	y1	y2	y3	y4	y5	y6	y7	y8	y9	y10	y11	y12	y13	y14	y15	y16	y17	y18	y19	y20	y21	y22	y23	y24
1	2	2	2	2	2	2	2	2	2	2	2	2	3	2	2	2	3	2	2	2	2	2	2	2
2	2	2	2	2	2	2	2	2	3	3	2	2	3	2	2	2	3	2	2	2	2	2	2	2
3	4	3	3	1	3	2	4	3	4	2	1	3	3	2	1	3	1	1	3	3	3	3	2	2
4	3	3	3	1	2	2	2	2	2	2	2	2	4	2	4	3	3	3	4	3	3	3	2	2
5	3	3	3	1	2	2	2	2	2	2	2	2	4	2	4	3	3	3	4	3	3	3	2	2
6	3	2	2	1	2	1	2	1	2	1	2	1	3	1	2	1	2	1	2	1	1	1	3	1
7	3	2	2	1	2	2	2	2	2	2	1	2	3	1	1	2	3	2	2	2	2	2	2	2
8	3	3	3	1	2	2	2	2	2	2	2	2	4	2	4	3	3	3	4	3	3	3	2	2
9	2	1	3	1	2	1	2	2	3	3	2	1	2	1	2	2	2	2	2	1	2	2	2	1
10	3	3	3	1	2	1	2	2	3	3	2	1	2	1	2	2	2	2	2	1	2	2	2	1
11	4	4	3	1	3	1	4	2	2	1	1	4	4	1	1	3	1	1	1	1	1	3	1	1
12	3	2	2	2	2	2	2	2	2	2	2	3	3	2	2	2	2	2	3	2	3	3	2	2
13	3	2	2	2	2	3	2	2	2	2	2	2	2	2	2	2	2	3	2	2	2	2	2	2
14	3	3	3	2	2	2	3	3	3	2	2	2	2	1	1	1	2	4	2	1	1	2	1	3
15	2	2	3	2	2	2	2	2	2	2	2	2	2	2	2	2	3	3	2	2	2	3	2	2
16	2	2	3	2	2	2	2	2	2	2	2	2	2	2	2	2	3	3	2	2	2	3	2	2
17	2	1	2	1	2	1	2	1	2	2	2	1	3	1	2	2	2	1	2	1	2	1	2	1
18	2	1	2	1	2	1	2	1	2	2	2	1	3	1	2	2	2	1	2	1	2	1	2	1
19	2	2	3	3	2	2	3	2	2	2	2	2	2	2	2	2	3	2	3	3	3	3	2	3
20	2	1	2	1	2	1	2	3	2	2	2	2	4	3	4	2	2	1	2	1	2	1	2	1
21	2	3	3	2	2	2	3	3	3	2	3	2	2	3	3	3	2	2	3	3	3	2	2	3

22	2	1	2	1	2	1	2	1	2	2	2	1	3	1	2	2	2	1	2	1	2	1	2	1
23	2	3	2	3	2	2	3	2	3	2	2	3	3	2	3	2	3	2	3	3	3	2	2	3
24	1	2	1	2	1	2	2	2	1	2	2	2	2	2	2	2	1	1	2	2	2	2	2	2
25	2	3	3	3	3	2	3	2	2	3	3	2	3	3	3	2	3	3	2	2	3	3	3	3
26	2	2	2	2	2	2	2	2	2	1	2	2	2	2	2	2	2	2	2	2	2	2	2	2
27	3	2	3	1	2	2	2	3	3	2	2	2	2	2	2	2	2	2	2	2	2	2	2	2
28	2	2	2	2	2	2	2	2	2	2	1	2	2	2	2	2	2	2	2	2	2	2	2	2
29	2	2	2	2	2	2	2	2	1	2	1	2	2	2	1	2	1	2	2	2	1	2	1	2
30	3	2	2	2	1	1	2	1	1	3	2	2	2	2	2	2	2	2	3	2	2	2	2	2
31	3	2	3	1	2	2	2	1	3	2	2	2	3	2	1	2	2	2	2	2	2	2	2	2
32	3	2	3	1	2	2	2	1	3	2	2	2	3	2	1	2	2	2	2	2	2	2	2	2
33	3	2	3	2	2	2	2	2	2	3	2	2	2	2	2	2	2	2	2	2	2	2	2	2
34	2	2	2	2	2	2	2	2	2	2	2	2	2	2	2	2	2	2	2	2	2	2	2	2
35	3	2	4	2	3	2	1	2	2	3	2	2	3	2	2	2	3	2	2	2	2	2	2	2
36	3	2	3	2	2	2	2	2	2	3	2	2	2	2	2	2	2	2	2	2	2	2	2	2
37	3	2	2	2	2	1	2	2	3	2	2	2	2	2	2	2	2	2	2	2	1	1	2	1
38	3	2	2	1	2	1	2	2	2	2	2	2	2	2	2	2	2	2	1	2	2	3	3	1




Lampiran A-2. Data kasar kepribadian
Hardiness



	x1	x2	x3	x4	x5	x6	x7	x8	x9	x10	x11	x12	x13	x14	x15	x16	x17	x18	x19	x20	x21	x22	x23	x24	
1	3	3	3	3	3	2	2	2	3	2	3	3	3	1	4	1	4	4	4	4	4	4	1	4	1
2	3	2	3	3	3	3	3	2	3	2	3	3	3	3	3	2	3	3	3	2	3	3	3	3	2
3	3	4	4	2	4	4	3	1	4	1	1	1	2	3	3	2	3	2	4	3	4	3	3	3	2
4	3	3	3	3	3	2	3	2	3	2	2	2	3	1	2	3	2	2	3	2	3	2	2	2	1
5	3	3	3	3	3	2	3	2	3	2	2	2	3	1	2	3	2	2	3	2	3	2	2	2	1
6	4	3	4	1	4	4	4	2	4	3	2	2	3	3	4	3	3	2	3	2	4	3	3	3	3
7	4	3	3	3	3	3	3	2	3	1	2	2	2	2	3	3	3	3	3	3	3	4	3	4	2
8	3	3	3	3	3	2	3	2	3	2	2	2	3	1	2	3	2	2	3	2	3	2	2	2	1
9	4	3	4	3	4	3	4	3	3	2	3	2	2	3	4	3	4	3	4	2	4	3	4	4	1
10	4	3	4	3	4	3	4	3	3	2	3	2	2	3	4	3	4	3	4	2	4	3	4	4	1
11	4	2	3	4	4	3	4	3	4	2	2	1	4	4	4	1	4	3	4	3	4	4	4	4	4
12	3	2	3	3	3	3	3	3	3	2	2	3	3	3	2	3	3	3	3	3	3	3	3	2	3
13	3	2	3	3	3	3	3	3	3	3	3	2	3	2	3	3	3	3	3	2	3	3	3	3	3
14	4	3	3	3	3	3	4	4	4	4	3	3	4	3	4	3	3	3	4	2	2	1	2	2	2
15	3	2	3	3	3	3	3	3	3	2	3	3	2	2	2	3	2	2	3	3	3	3	3	2	3
16	3	2	3	3	3	3	3	3	3	2	3	2	3	3	3	3	3	2	3	3	3	3	3	2	3
17	4	3	4	3	4	3	4	3	4	3	3	2	3	3	3	3	3	3	3	3	3	4	4	4	4
18	4	3	4	3	4	3	4	3	4	3	3	2	3	3	3	3	3	3	3	3	4	4	4	4	4
19	2	3	3	2	4	2	2	4	2	3	2	3	3	1	2	3	1	3	3	3	3	3	3	3	2
20	4	3	4	3	4	3	4	3	4	3	3	2	3	3	3	3	3	3	3	3	4	4	4	4	4
21	3	2	2	2	2	2	2	3	3	2	2	4	2	3	3	2	2	3	4	3	3	2	3	3	3

22	4	3	4	3	4	3	4	3	4	3	3	2	3	3	3	3	3	3	3	3	4	4	4	4
23	3	2	2	2	3	3	2	2	3	2	3	3	3	2	2	2	3	3	2	2	2	3	3	2
24	3	3	3	4	3	3	3	3	3	3	3	4	3	4	3	4	3	3	4	3	4	4	3	4
25	2	3	2	2	2	2	3	2	2	2	3	3	2	2	3	2	2	2	2	3	3	2	2	2
26	3	3	3	3	3	3	3	3	3	3	3	3	3	3	3	3	3	3	3	3	4	3	3	3
27	3	3	3	3	3	3	3	3	3	3	3	3	2	3	3	3	3	2	2	3	3	3	3	2
28	3	3	3	3	3	3	3	3	3	2	3	3	3	3	3	3	3	3	3	3	4	3	3	3
29	3	4	3	4	3	4	3	4	3	3	3	3	2	3	3	3	3	3	3	3	3	3	3	3
30	3	3	3	3	3	3	3	3	3	3	3	2	3	3	3	3	3	3	3	3	3	3	4	3
31	4	3	3	3	3	2	3	3	3	2	3	2	3	3	3	2	3	2	3	3	3	3	3	2
32	4	3	3	3	3	2	3	3	3	2	3	2	3	3	3	2	3	2	3	3	3	3	3	2
33	3	3	3	3	3	3	3	3	3	3	3	3	3	3	3	3	3	3	3	3	4	3	3	3
34	3	3	3	3	3	3	3	3	3	3	3	3	3	3	3	2	3	3	3	3	3	3	3	2
35	4	3	3	4	3	3	3	3	3	3	3	2	2	3	3	3	3	3	3	2	4	3	3	3
36	3	3	3	3	3	3	3	3	3	3	3	3	3	3	3	2	3	3	3	3	3	3	3	3
37	3	3	3	3	4	4	4	3	3	4	3	3	2	3	3	2	3	3	3	3	4	3	3	3
38	4	2	3	3	3	3	3	3	3	2	3	2	3	3	3	2	3	3	3	2	3	3	3	3



LAMPIRAN B. Uji validitas dan Reliabilitas

Lampiran B-1. Skala *Burnout* pada perawat gawat darurat

Lampiran B-2. Skala kepribadian *hardiness*



Lampiran B-1. Skala *Burnout* pada perawat
gawat darurat



Reliability Skala *Burnout* Perawat Putaran 1

Case Processing Summary

		N	%
Cases	Valid	38	100,0
	Excluded ^a	0	,0
	Total	38	100,0


a. Listwise deletion based on all variables in the procedure.

Reliability Statistics

Cronbach's Alpha	N of Items
,853	24

Scale Statistics

Mean	Variance	Std. Deviation	N of Items
50,29	48,049	6,932	24



Item -Total Statistics

	Scale Mean if Item Deleted	Scale Variance if Item Deleted	Corrected Item-Total Correlation	Cronbach's Alpha if Item Deleted
y1	47,74	46,307	,151	,856
y2	48,13	42,171	,614	,839
y3	47,79	43,846	,480	,845
y4	48,66	45,583	,242	,853
y5	48,24	46,186	,314	,850
y6	48,55	44,470	,496	,845
y7	48,08	45,426	,294	,851
y8	48,34	44,610	,412	,847
y9	48,08	45,804	,201	,855
y10	48,13	47,198	,089	,856
y11	48,37	46,563	,223	,852
y12	48,32	44,330	,427	,846
y13	47,66	45,745	,186	,856
y14	48,45	44,038	,512	,844
y15	48,18	43,181	,382	,849
y16	48,18	44,749	,511	,845
y17	48,08	44,183	,421	,847
y18	48,26	43,010	,482	,844
y19	48,03	42,459	,574	,841
y20	48,34	41,420	,735	,834
y21	48,18	42,262	,688	,837
y22	48,16	41,974	,654	,838
y23	48,29	47,779	,019	,857
y24	48,42	42,575	,626	,839

Reliability Skala *Burnout* Perawat Putaran 2

Case Processing Summary

		N	%
Cases	Valid	38	100,0
	Excluded ^a	0	,0
	Total	38	100,0

a. Listwise deletion based on all variables in the procedure.

Reliability Statistics

Cronbach's Alpha	N of Items
,877	16

Scale Statistics

Mean	Variance	Std. Deviation	N of Items
32,97	34,297	5,856	16

Item-Total Statistics

	Scale Mean if Item Deleted	Scale Variance if Item Deleted	Corrected Item-Total Correlation	Cronbach's Alpha if Item Deleted
y2	30,82	29,614	,571	,867
y3	30,47	31,121	,417	,874
y5	30,92	33,156	,214	,879
y6	31,24	30,888	,564	,869
y8	31,03	31,324	,418	,874
y12	31,00	31,243	,408	,874
y14	31,13	30,820	,524	,870
y15	30,87	30,063	,388	,879
y16	30,87	31,415	,528	,870
y17	30,76	31,050	,412	,874
y18	30,95	29,727	,520	,870
y19	30,71	29,400	,596	,866
y20	31,03	28,405	,782	,858
y21	30,87	29,523	,669	,863
y22	30,84	28,947	,686	,862
y24	31,11	29,556	,643	,864

Reliability Skala *Burnout* Perawat Putaran 3

Case Processing Summary

		N	%
Cases	Valid	38	100,0
	Excluded ^a	0	,0
	Total	38	100,0

a. Listwise deletion based on all variables in the procedure.

Reliability Statistics

Cronbach's Alpha	N of Items
,879	15

Scale Statistics

Mean	Variance	Std. Deviation	N of Items
30,92	33,156	5,758	15

Item-Total Statistics

	Scale Mean if Item Deleted	Scale Variance if Item Deleted	Corrected Item-Total Correlation	Cronbach's Alpha if Item Deleted
y2	28,76	28,672	,553	,871
y3	28,42	30,250	,382	,878
y6	29,18	29,776	,569	,871
y8	28,97	30,297	,407	,877
y12	28,95	30,267	,389	,878
y14	29,08	29,696	,531	,872
y15	28,82	28,857	,404	,881
y16	28,82	30,371	,517	,874
y17	28,71	29,941	,415	,877
y18	28,89	28,583	,530	,872
y19	28,66	28,177	,620	,868
y20	28,97	27,270	,797	,859
y21	28,82	28,425	,676	,866
y22	28,79	27,954	,677	,865
y24	29,05	28,430	,653	,867

Lampiran B-2. Skala kepribadian *Hardiness*



Reliability Skala Kepribadian *Hardiness* Putaran 1

Case Processing Summary

		N	%
Cases	Valid	38	100,0
	Excluded ^a	0	,0
	Total	38	100,0


a. Listwise deletion based on all variables in the procedure.

Reliability Statistics

Cronbach's Alpha	N of Items
,853	24

Scale Statistics

Mean	Variance	Std. Deviation	N of Items
69,47	49,770	7,055	24



Item -Total Statistics

	Scale Mean if Item Deleted	Scale Variance if Item Deleted	Corrected Item-Total Correlation	Cronbach's Alpha if Item Deleted
x1	66,16	45,434	,517	,844
x2	66,66	48,555	,133	,855
x3	66,34	45,420	,571	,842
x4	66,55	46,632	,348	,849
x5	66,24	45,591	,531	,843
x6	66,61	45,489	,507	,844
x7	66,32	44,492	,622	,840
x8	66,68	46,006	,400	,847
x9	66,32	45,789	,558	,843
x10	67,00	45,297	,432	,846
x11	66,76	47,267	,316	,850
x12	67,00	51,351	-,209	,870
x13	66,71	48,752	,096	,856
x14	66,82	42,317	,674	,836
x15	66,50	45,284	,519	,843
x16	66,84	48,299	,122	,857
x17	66,58	44,845	,562	,842
x18	66,74	46,578	,428	,847
x19	66,34	47,420	,284	,851
x20	66,76	48,402	,154	,855
x21	66,08	45,156	,533	,843
x22	66,55	43,930	,565	,841
x23	66,42	43,872	,588	,840
x24	66,92	41,858	,570	,841

Reliability Skala Kepribadian *Hardiness* Putaran2

Case Processing Summary

		N	%
Cases	Valid	38	100,0
	Excluded ^a	0	,0
	Total	38	100,0

a. Listwise deletion based on all variables in the procedure.

Reliability Statistics

Cronbach's Alpha	N of Items
,887	18

Scale Statistics

Mean	Variance	Std. Deviation	N of Items
52,95	43,835	6,621	18

Item -Total Statistics

	Scale Mean if Item Deleted	Scale Variance if Item Deleted	Corrected Item-Total Correlation	Cronbach's Alpha if Item Deleted
x1	49,63	39,266	,589	,878
x3	49,82	39,668	,584	,879
x4	50,03	41,053	,324	,887
x5	49,71	39,671	,567	,879
x6	50,08	39,588	,538	,880
x7	49,79	38,549	,669	,876
x8	50,16	40,785	,335	,887
x9	49,79	39,954	,581	,879
x10	50,47	40,148	,369	,886
x11	50,24	41,483	,315	,887
x14	50,29	36,752	,684	,874
x15	49,97	39,540	,530	,880
x17	50,05	38,862	,610	,878
x18	50,21	41,090	,386	,885
x21	49,55	39,551	,526	,880
x22	50,03	37,972	,610	,877
x23	49,89	38,043	,619	,877
x24	50,39	36,516	,559	,881

LAMPIRAN C. Skala *Burnout* pada Perawat
Gawat Darurat dan Skala Kepribadian

Hardiness

Lampiran C-1. Skala *Burnout* pada perawat gawat darurat

Lampiran C-2. Skala kepribadian *Hardiness*



Lampiran C-1. Skala *Burnout* pada perawat
gawat darurat
Lampiran C-2. Skala kepribadian *Hardiness*



LAMPIRAN D. Uji Asumsi

Lampiran D-1. Uji Normalitas

Lampiran D-2. Uji Linieritas



Lampiran D-1. Uji Normalitas



NPar Tests

Descriptive Statistics

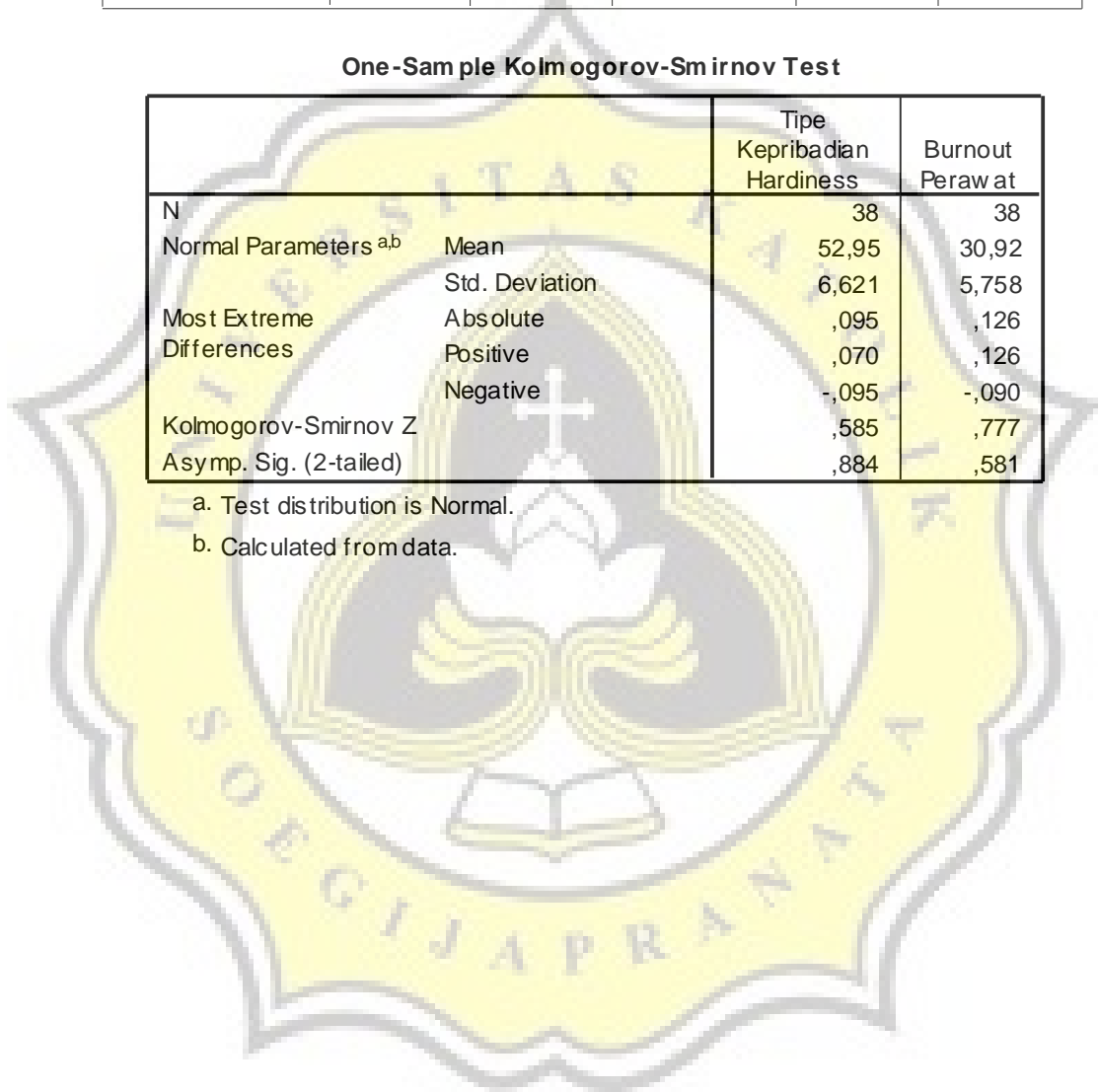
	N	Mea	Std. Deviation	Minimum	Maximum
Kepribadian Hardiness	38	52,95	6,621	40	64
Burnout Perawat	38	30,92	5,758	20	42

One-Sam ple Kolmogorov-Sm irnov Test

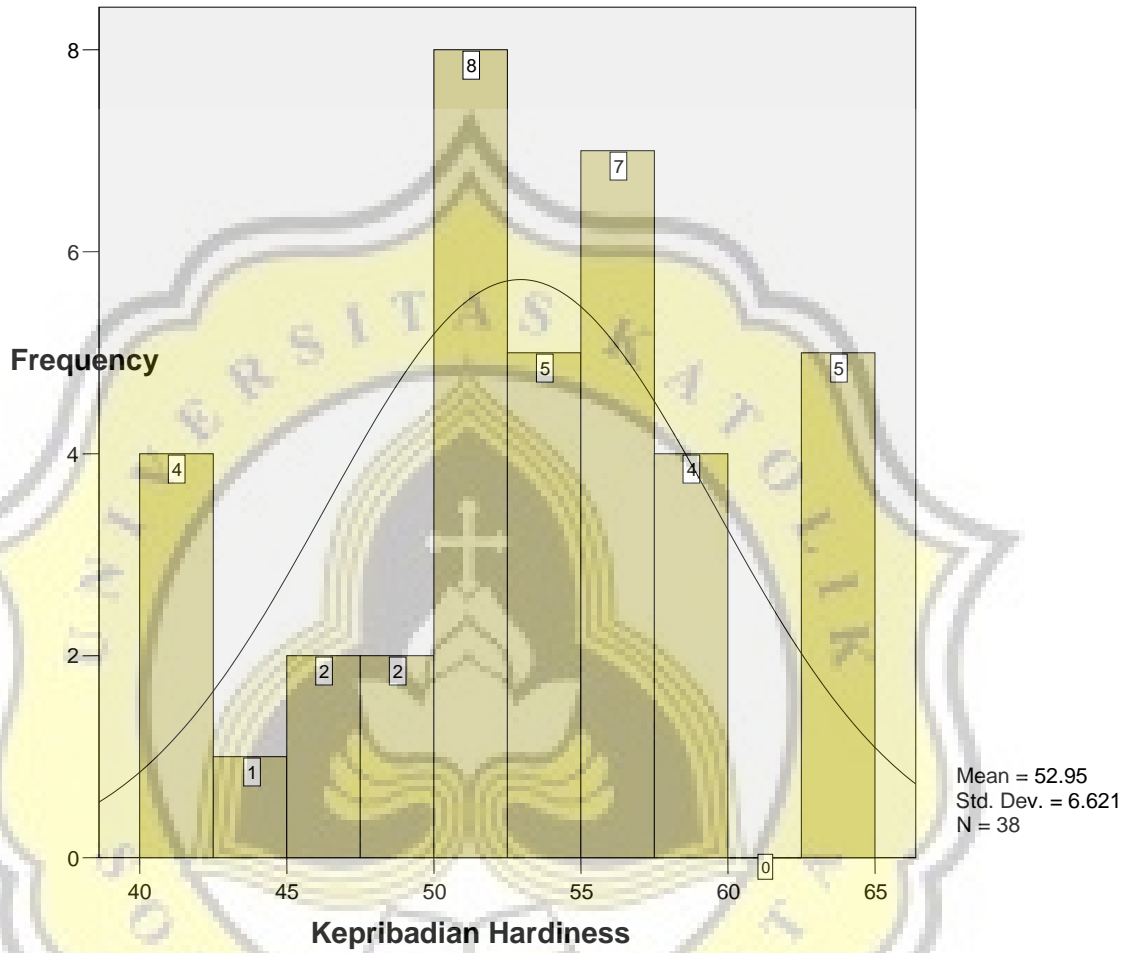
		Tipe Kepribadian Hardiness	Burnout Peraw at
N		38	38
Normal Parameters ^{a,b}	Mean	52,95	30,92
	Std. Deviation	6,621	5,758
Most Extreme Differences	Absolute	,095	,126
	Positive	,070	,126
	Negative	-,095	-,090
Kolmogorov-Smirnov Z		,585	,777
Asymp. Sig. (2-tailed)		,884	,581

a. Test distribution is Normal.

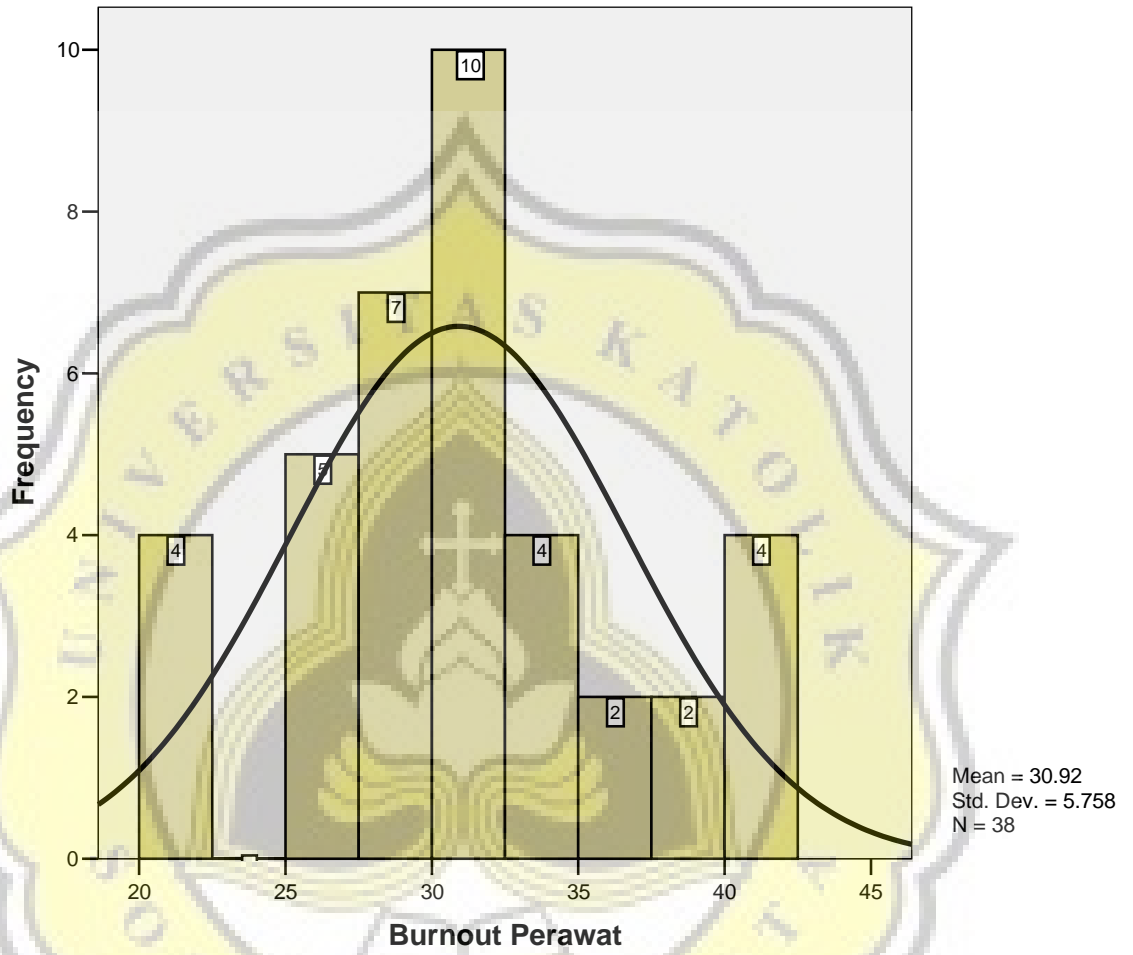
b. Calculated from data.



Graph



Graph



Lampiran D-2. Uji Linieritas



Curve Fit

Model Description

Model Name		MOD_1
Dependent Variable	1	Burnout Perawat
Equation	1	Linear
	2	Quadratic
	3	Cubic
Independent Variable		Kepribadian Hardiness
Constant		Included
Variable Whose Values Label Observations in Plots		Unspecified
Tolerance for Entering Terms in Equations		,0001

Case Processing Summary

	N
Total Cases	38
Excluded Cases ^a	0
Forecasted Cases	0
Newly Created Cases	0

a. Cases with a missing value in any variable are excluded from the analysis.

Variable Processing Summary

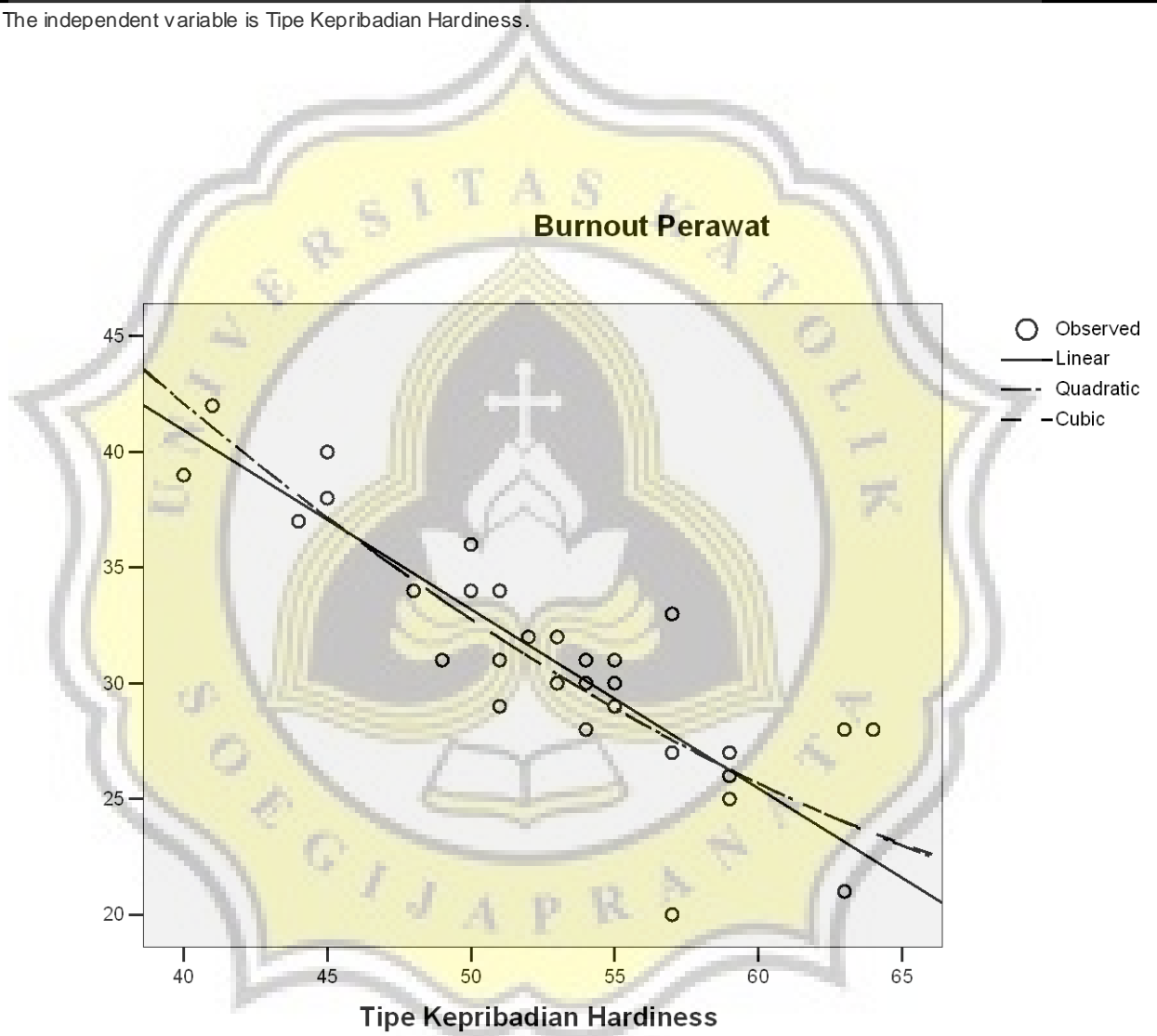
	Variables	
	Dependent	Independent
	Burnout Perawat	Kepribadian Hardiness
Number of Positive Values	38	38
Number of Zeros	0	0
Number of Negative Values	0	0
Number of Missing Values		
User-Missing	0	0
System-Missing	0	0

Model Summary and Parameter Estimates

Dependent Variable: Burnout Perawat

Equation	Model Summary					Parameter Estimates			
	R Square	F	df1	df2	Sig.	Constant	b1	b2	b3
Linear	,792	136,907	1	36	,000	71,896	-,774		
Quadratic	,802	70,688	2	35	,000	102,236	-1,957	,011	
Cubic	,802	70,786	2	35	,000	92,524	-1,378	,000	7,33E-005

The independent variable is Tipe Kepribadian Hardiness.



LAMPIRAN E. Analisis Data




ANALISA DATA

Correlations

Correlations

		Kepribadian Hardiness	Burnout Perawat
Kepribadian Hardiness	Pearson Correlation	1	-,890**
	Sig. (1-tailed)		,000
	N	38	38
Burnout Perawat	Pearson Correlation	-,890**	1
	Sig. (1-tailed)	,000	
	N	38	38

** . Correlation is significant at the 0.01 level (1-tailed).



LAMPIRAN F. Surat ijin penelitian dan
surat bukti penelitian

