



LAMPIRAN A
SKALA PENELITIAN

A-1 Skala Penelitian Kecanduan Internet

A-2 Skala Penelitian Introvert

Nama (Inisial) :
 Universitas / Perguruan Tinggi :
 Fakultas / Jurusan :

PETUNJUK PENGISIAN SKALA

1. Baca dan pahami pernyataan-pernyataan pada lembar berikut.
2. Kerjakanlah sesuai dengan keyakinan, pikiran dan kondisi yang sebenarnya.
3. Jawablah dengan spontan dan tidak ada jawaban yang dianggap salah, semua jawaban adalah benar.
4. Pilihlah satu dari empat pilihan jawaban yang tersedia yang paling sesuai dengan diri Anda dengan memberikan tanda centang (√) pada kolom yang disediakan.

SS : Sangat Setuju
 S : Setuju
 TS : Tidak Setuju
 STS : Sangat Tidak Setuju

5. Apabila Anda ingin mengubah jawaban, Anda dapat memberikan dua garis mendatar (=) pada jawaban yang ingin Anda ubah, kemudian Anda dapat mengganti jawaban tersebut dengan jawaban yang lebih sesuai dengan diri Anda

Contoh :

Jawaban awal

SS	S	TS	STS
	√		

Mengganti jawaban

SS	S	TS	STS
	√	√	

6. Setelah selesai, koreksi kembali jawaban Anda dan pastikan semua nomer sudah terisi.
7. Atas perhatian dan bantuannya, saya ucapkan banyak terimakasih.

SELAMAT MENGERJAKAN

Skala Kecanduan Internet

*catatan : online adalah semua kegiatan yang membutuhkan koneksi internet seperti chatting, game online, browsing, streaming, download, dan lain sebagainya

No	Pernyataan	Jawaban			
		SS	S	TS	STS
1	Bagi saya, <i>online</i> adalah kegiatan yang mengasyikan.				
2	Saya sering lupa tidur ketika sedang <i>online</i>				
3	Saya tidak peduli bila <i>gadget</i> saya tidak bisa mengakses internet				
4	Saat harus <i>online</i> , saya sering merasa jenuh				
5	Saya tetap <i>online</i> meskipun sedang masa ujian				
6	Saya merasa gelisah jika tidak ada waktu untuk <i>online</i>				
7	Saya tidak <i>online</i> ketika sedang berkumpul bersama keluarga				
8	Saya tidak peduli jika saya tidak bisa <i>online</i>				
9	Saya selalu merasa kekurangan waktu untuk <i>online</i>				
10	Saya sering lupa kuliah ketika saya <i>online</i>				
11	Ketika <i>online</i> terlalu lama, saya merasa kelelahan				
12	Saya memilih keluar dengan teman-teman daripada <i>online</i> dirumah				
13	Saya diam-diam <i>online</i> tengah malam karena takut dimarahi orang tua				
14	Saya menghilangkan kegelisahan dengan <i>online</i>				
15	Saya berhenti <i>online</i> ketika diperingatkan oleh orang tua				
16	<i>Online</i> tidak menyelesaikan masalah saya				
17	Saat <i>online</i> , saya terkadang lupa waktu				
18	Ketika <i>online</i> , saya merasa tidak ada waktu untuk makan maupun tidur.				
19	Saya merasa malas bila harus bekerja dengan internet				
20	Ketika <i>online</i> membuat saya merasa menyia-nyiakan waktu untuk hal lain				
21	Saya sering <i>online</i> meskipun sedang				

	mengikuti kuliah				
22	Saya tidak bisa tidur bila tidak <i>online</i> terlebih dahulu				
23	Saya hanya mengakses internet untuk keperluan kuliah				
24	Saya tetap merasa baik-baik saja meskipun karena kesibukan saya tidak bisa <i>online</i>				
25	Saya sering lupa waktu ketika <i>online</i>				
26	Sebagian besar waktu saya untuk <i>online</i> , sehingga saya dijauhi saudara				
27	Saya mengerti kapan saya harus <i>online</i> dan kapan saya harus <i>offline</i>				
28	Saya mematikan gadget saya ketika kuliah berlangsung				
29	Saya pura-pura mengerjakan tugas saat membuka laptop untuk <i>online</i>				
30	Masalah yang saya hadapi serasa terselesaikan ketika saya <i>online</i>				
31	Ketika teman-teman saya mulai menyindir, saya berhenti <i>online</i>				
32	Ketika sedang tertekan, saya tidak ingin menyentuh gadget saya				

Skala Introvert

No	Pernyataan	Jawaban			
		SS	S	TS	STS
1	Saya lebih suka mengerjakan tugas yang tidak memerlukan aktivitas fisik terlalu banyak				
2	Saya kurang bisa menyesuaikan diri dengan orang-orang baru				
3	Saya tidak menyukai suasana yang sepi				
4	Saya mudah mencari bahan pembicaraan dengan orang yang belum dikenal				
5	Saya lebih suka mengerjakan tugas yang mudah				
6	Saya selalu berpikir panjang ketika mengambil keputusan				
7	Saya tertarik pada sesuatu yang menantang				
8	Saya bersifat spontan ketika mengambil keputusan				
9	Saya lebih suka orang lain tidak mengetahui perasaan saya				
10	Ketika sedang menghadapi masalah, saya banyak menghabiskan waktu untuk berfikir				
11	Ketika terlibat peristiwa yang mengharukan, saya jadi mudah menitikkan air mata				
12	Saya sering bertindak spontan ketika menghadapi masalah				
13	Saya tetap mengerjakan tugas walaupun teman sekelompok saya tidak mengerjakan				
14	Bila dengan alasan yang tepat, tidak menepati janji bisa dimaklumi				
15	Saya merasa malas bila harus mengikuti banyak kegiatan fisik				
16	Saya canggung bila berbicara dengan orang yang baru dikenal				
17	Saya bersemangat mengerjakan banyak hal				
18	Saya mudah akrab dengan siapapun juga				
19	Saya selalu bertindak sesuai dengan norma yang berlaku				
20	Saya selalu berusaha berperilaku sesuai norma				
21	Saya suka dengan olahraga yang memicu adrenalin				
22	Saya bertindak sesuai dengan apa kata hati				

	saya				
23	Saya tidak biasa tertawa terbahak-bahak di depan orang lain				
24	Saya sering tidak bisa tidur ketika sedang menghadapi masalah				
25	Saya suka <i>curhat</i> bila ada yang menjengkelkan saya				
26	Saya berbicara dengan cepat bahkan tanpa berfikir				
27	Saya tidak pernah lupa mengerjakan tugas				
28	Saya ikut membolos kuliah ketika teman baik saya mengajak				



LAMPIRAN B

DATA UJI COBA

B-1 Skala Kecanduan Internet 1

B-1 Skala Kecanduan Internet 2

B-2 Data Skala Introvert 1

B-2 Data Skala Introvert 2

B-1 Data Skala Kecanduan Internet 1

	y1	y2	y3	y4	y5	y6	y7	y8	y9	y10	y11	y12	y13	y14	y15	y16
1	4	3	4	4	1	1	2	3	2	1	4	2	1	2	2	1
2	3	2	3	3	1	2	2	3	2	1	2	2	1	2	2	3
3	3	2	3	3	3	1	1	2	2	1	2	3	1	2	3	1
4	3	2	4	2	3	2	3	4	1	1	2	2	1	2	3	3
5	3	2	2	3	2	2	2	2	2	1	2	1	1	1	2	2
6	3	2	4	2	2	2	3	3	2	2	3	3	2	3	2	3
7	2	3	3	3	2	2	3	3	2	2	3	2	2	2	3	2
8	2	2	3	3	2	3	2	3	2	3	3	3	3	2	2	2
9	3	3	2	2	3	3	2	3	3	3	2	2	2	3	2	2
10	3	2	4	3	2	2	3	3	3	2	2	3	2	2	3	3
11	3	3	3	3	3	2	2	3	2	2	2	2	2	2	3	2
12	4	1	3	2	3	2	3	2	2	2	2	1	2	3	2	1
13	4	3	4	2	1	2	2	2	3	2	2	2	2	3	2	1
14	4	3	3	2	2	2	3	3	4	4	2	2	3	3	3	2
15	4	4	2	2	3	2	3	3	4	4	2	2	2	2	2	2
16	3	3	3	2	2	2	3	3	3	3	3	3	3	3	3	2
17	3	4	3	2	2	2	2	2	2	2	2	2	2	1	2	1
18	3	1	2	2	3	1	3	2	1	1	4	1	1	1	4	1
19	3	2	2	3	4	4	2	2	2	2	1	1	2	3	3	1
20	3	3	4	2	3	2	2	3	2	2	2	2	2	3	3	2
21	3	3	3	3	2	3	2	4	2	2	2	2	1	3	2	2
22	4	4	3	3	2	2	3	3	2	2	2	2	2	3	3	2
23	3	1	1	1	4	2	2	1	1	4	3	2	2	2	4	2
24	3	4	1	2	2	2	3	2	4	4	1	2	2	3	4	2
25	3	3	4	4	3	3	2	4	3	1	3	3	3	4	3	4
26	3	3	2	2	2	2	2	2	2	2	1	1	1	3	2	1
27	3	3	2	3	3	2	2	2	3	2	1	1	2	3	4	4
28	4	3	1	2	3	3	2	2	3	3	2	3	3	3	2	3
29	4	2	2	3	3	3	2	2	2	2	1	2	2	3	2	3
30	4	3	4	3	3	2	1	2	2	2	1	2	1	2	2	2
31	3	3	3	2	3	2	2	3	2	3	2	2	2	3	2	3
32	3	2	2	3	2	2	2	2	2	1	3	1	2	2	1	3
33	4	3	3	3	2	3	2	2	4	2	2	2	3	3	3	4
34	1	2	1	2	1	2	1	2	2	1	2	1	2	2	2	1
35	4	3	3	3	3	3	3	3	4	3	3	3	3	3	3	4
36	3	3	3	3	3	3	3	3	3	3	3	3	3	3	3	4
37	2	2	2	3	1	2	2	1	1	2	2	1	1	2	2	1
38	4	3	4	4	3	4	3	3	4	3	3	3	3	4	3	4
39	3	2	3	3	3	3	3	4	2	2	3	2	3	3	3	2
40	4	2	3	3	3	4	2	3	4	3	3	2	3	4	2	3

y17	y18	y19	y20	y21	y22	y23	y24	y25	y26	y27	y28	y29	y30	y31	y32
1	1	4	4	1	1	2	2	1	1	2	2	1	1	2	3
1	1	4	4	1	2	2	1	2	1	1	3	2	3	3	3
3	1	4	2	1	2	3	3	2	1	1	1	1	2	3	4
2	1	2	3	3	2	4	1	2	1	2	3	1	3	2	3
2	2	3	2	1	1	3	1	2	1	1	2	2	2	3	3
3	2	3	3	3	2	2	2	2	2	2	3	2	2	3	3
3	2	4	2	3	2	2	2	3	2	3	3	2	2	3	3
3	3	2	2	2	3	2	3	2	3	3	3	2	2	2	2
3	3	2	2	2	3	2	3	3	3	3	2	3	3	3	2
2	2	3	3	2	2	1	1	2	1	1	1	1	2	3	3
2	2	3	2	2	2	3	2	2	2	2	2	2	2	3	2
3	2	3	3	2	2	3	1	2	1	1	2	1	2	2	3
4	1	3	1	2	4	2	2	4	2	1	2	2	2	3	2
4	2	3	1	4	2	1	1	3	2	2	3	3	2	2	2
4	2	3	1	3	2	3	2	4	3	2	3	3	2	1	1
4	2	3	2	3	2	2	2	3	2	2	3	3	2	2	2
3	1	3	1	2	1	2	2	3	1	1	2	2	1	3	3
1	1	3	2	2	2	3	1	1	1	1	3	1	1	4	3
2	3	3	2	2	2	3	2	2	2	2	2	2	1	4	2
2	2	3	3	4	4	3	3	4	2	1	4	2	2	1	1
3	3	3	3	3	2	3	3	3	2	2	3	2	2	3	2
3	2	3	3	3	2	2	2	2	2	1	3	2	2	3	3
3	4	3	2	2	3	4	1	3	4	3	3	3	1	3	1
1	3	2	2	4	4	3	2	4	3	1	1	4	4	1	1
4	3	4	3	3	4	3	3	3	3	3	4	3	4	3	3
3	1	2	2	2	1	2	1	2	1	1	3	1	2	2	1
3	1	4	4	3	1	2	2	1	1	2	3	1	3	3	2
3	3	2	2	3	3	2	2	3	3	2	2	3	3	2	2
3	2	2	1	3	1	3	2	3	2	1	3	2	3	3	3
4	2	3	1	1	1	4	2	4	1	1	1	2	2	4	1
3	1	3	1	3	3	3	2	3	2	2	2	3	2	2	2
3	1	3	2	2	2	2	2	3	1	1	2	1	3	2	2
4	2	4	3	3	1	1	2	3	2	2	3	4	3	2	2
2	2	2	2	2	2	2	3	2	1	2	2	2	2	2	2
4	2	3	3	3	4	3	3	3	4	3	3	3	3	3	3
3	2	3	3	3	4	3	3	3	3	3	3	3	3	3	3
3	3	2	1	2	1	2	2	2	1	2	1	1	2	2	1
3	2	3	3	3	4	3	4	3	3	3	3	4	4	3	4
3	1	3	3	3	2	4	2	3	2	2	3	2	2	3	3
4	4	3	2	3	2	3	2	4	2	1	3	2	2	1	2

B-2 Data Skala Kecanduan Internet 2

no.	y1	y2	y3	y4	y5	y6	y7	y8	y9	y10	y11	y12	y13	y14	y15	y16
1	4	2	4	2	1	3	1	3	2	1	2	2	2	4	3	1
2	3	2	1	3	1	2	3	3	2	2	2	3	2	3	2	3
3	3	2	3	2	2	2	1	2	2	2	2	1	3	3	1	2
4	3	1	1	2	3	1	1	1	2	1	1	1	1	1	4	1
5	4	1	3	2	2	2	1	2	1	2	2	1	2	3	1	2
6	4	3	3	2	1	2	2	2	4	3	2	2	3	2	2	1
7	3	2	3	4	3	2	4	3	3	2	1	3	2	1	1	3
8	4	3	1	1	3	4	1	1	4	4	1	3	2	4	2	2
9	3	2	3	3	1	2	1	3	2	2	2	1	1	3	1	1
10	4	3	4	3	3	3	2	3	3	3	3	3	4	3	3	4
11	3	2	3	3	2	2	3	3	1	1	2	2	2	2	2	2
12	3	3	3	2	3	3	3	3	2	2	2	2	1	3	2	2
13	3	3	3	3	2	2	2	3	2	2	2	2	2	2	2	3
14	4	2	4	1	2	2	2	3	2	2	3	2	2	3	2	2
15	4	2	3	2	3	2	3	3	2	2	2	2	2	2	2	2
16	3	3	2	3	2	2	2	2	3	2	3	1	2	2	2	2
17	3	2	4	2	3	1	4	2	4	1	1	1	1	2	2	3
18	2	2	1	2	2	2	1	2	3	2	1	1	2	3	2	1
19	3	2	2	3	2	3	3	2	2	2	2	2	2	3	2	3
20	3	2	3	3	3	4	2	3	2	2	2	2	3	3	2	2
21	4	4	4	2	4	4	2	3	2	2	4	1	2	4	2	2
22	3	3	4	3	3	4	2	4	3	2	3	3	4	3	2	3
23	3	2	3	3	2	2	2	2	2	1	2	2	1	2	3	2
24	3	3	3	4	2	3	1	3	1	1	1	1	1	2	2	1
25	3	3	4	2	4	3	1	3	4	1	2	2	4	3	1	3
26	3	2	3	2	2	3	2	3	3	3	1	3	3	2	1	1
27	3	1	4	2	3	3	1	2	2	1	2	1	2	3	1	1
28	3	1	3	3	2	1	2	3	1	1	2	1	1	2	3	2
29	3	2	3	3	2	3	4	3	2	1	1	2	1	3	2	2
30	3	1	3	3	2	1	2	3	1	1	2	1	1	2	3	2
31	3	2	3	2	2	2	1	2	2	2	2	1	3	3	1	2
32	3	1	1	2	3	1	1	1	2	1	1	1	1	1	4	1
33	4	1	3	2	2	2	1	2	1	2	2	1	2	3	1	2
34	4	3	3	2	1	2	2	2	4	3	2	2	3	2	2	1
35	3	2	3	4	3	2	4	3	3	2	1	3	2	1	1	3
36	4	3	1	1	3	4	1	1	4	4	1	3	2	4	2	2
37	3	2	3	3	1	2	1	3	2	2	2	1	1	3	1	1
38	4	3	4	3	3	3	2	3	3	3	3	3	4	3	3	4

y17	y18	y19	y20	y21	y22	y23	y24	y25	y26	y27	y28	y29	y30	y31	y32
2	1	3	2	1	3	1	3	1	1	1	1	1	2	2	2
2	2	3	3	2	2	3	3	2	2	3	3	2	2	3	3
2	1	3	2	2	2	2	2	2	2	2	2	2	2	1	2
3	2	2	1	3	1	4	2	3	1	1	1	3	1	3	3
3	1	3	2	2	2	2	1	1	2	1	1	2	2	1	2
2	3	1	2	2	3	2	2	4	3	2	1	3	3	3	2
3	2	4	3	3	2	4	3	3	2	2	4	2	2	4	3
4	3	2	2	3	3	2	3	3	3	2	2	3	3	2	3
1	2	3	2	3	1	2	2	1	2	1	3	1	2	1	2
4	3	3	2	3	4	3	4	3	3	3	3	4	3	4	3
3	2	3	2	2	2	3	3	3	2	2	3	2	2	2	2
2	2	3	3	3	2	3	2	3	2	2	3	2	2	2	1
2	1	3	2	1	1	2	2	2	1	2	2	2	1	2	3
3	2	3	2	3	2	3	2	3	2	2	3	2	3	3	3
4	2	4	1	3	1	3	2	3	2	3	3	3	2	2	2
2	2	3	2	3	2	2	2	2	1	1	3	2	2	4	2
1	1	3	2	2	1	1	2	1	1	3	2	1	1	4	3
3	2	2	2	2	3	2	2	2	2	2	2	2	2	3	2
2	2	3	3	3	2	2	2	2	2	2	3	2	2	2	3
4	2	3	2	3	2	3	3	3	2	2	3	3	2	3	3
3	4	4	2	3	2	3	3	3	1	2	3	4	4	2	1
3	3	3	3	2	3	4	3	3	2	2	4	2	3	2	1
2	1	3	3	2	3	2	2	2	1	2	2	2	2	2	1
3	3	3	1	2	1	2	1	2	1	2	1	1	1	4	3
4	2	3	2	3	3	3	1	3	2	1	3	3	4	1	1
3	1	2	2	2	2	3	3	3	3	2	1	2	3	2	2
2	1	3	2	2	2	2	2	1	2	1	2	2	2	2	2
2	1	3	2	2	2	3	2	2	1	2	2	1	2	3	2
3	1	3	3	2	1	1	1	2	1	1	2	1	2	3	2
2	1	3	3	2	2	3	2	2	2	2	3	2	2	3	3
2	1	3	2	2	2	2	2	2	2	2	2	2	2	1	2
3	2	2	1	3	1	4	2	3	1	1	1	3	1	3	3
3	1	3	2	2	2	2	1	1	2	1	1	2	2	1	2
2	3	1	2	2	3	2	2	4	3	2	1	3	3	3	2
3	2	4	3	3	2	4	3	3	2	2	4	2	2	4	3
4	3	2	2	3	3	2	3	3	3	2	2	3	3	2	3
1	2	3	2	3	1	2	2	1	2	1	3	1	2	1	2
4	3	3	2	3	4	3	4	3	3	3	3	4	3	4	3

B-3 Data Skala Introvert 1

	x1	x2	x3	x4	x5	x6	x7	x8	x9	x10	x11	x12	x13	x14	x15	x16
1	2	2	2	2	3	2	2	2	3	3	4	3	3	3	2	2
2	2	1	2	2	3	2	2	1	4	4	4	2	3	2	2	2
3	1	2	3	1	1	4	1	3	3	3	4	3	4	4	2	2
4	2	2	2	2	3	2	2	2	3	3	4	2	2	4	2	3
5	3	3	2	3	3	3	3	3	3	3	4	3	2	3	3	3
6	2	2	3	3	3	3	2	3	3	3	3	3	3	3	2	2
7	3	2	4	2	2	3	3	2	3	3	2	3	2	3	2	3
8	3	3	2	2	3	3	3	2	2	3	3	3	2	3	2	2
9	3	3	3	2	2	3	2	2	3	3	2	2	2	2	3	2
10	2	2	3	3	2	4	1	1	3	3	4	4	1	4	2	2
11	3	3	2	3	3	2	3	2	3	2	3	2	3	3	3	3
12	3	3	2	2	3	2	1	2	3	4	2	2	3	3	3	3
13	3	4	2	2	3	4	1	3	4	4	2	3	4	4	2	3
14	2	2	2	2	2	3	2	3	3	3	2	2	3	3	2	2
15	3	3	2	2	2	3	2	3	4	4	1	3	3	3	2	2
16	2	2	2	2	2	3	2	3	3	3	2	3	3	3	2	2
17	3	3	2	3	3	3	3	3	3	4	2	3	3	3	3	2
18	1	1	2	2	3	2	1	2	3	2	2	2	3	3	1	1
19	3	2	2	2	3	3	3	2	3	4	2	3	4	4	1	4
20	3	4	3	3	3	4	1	4	3	4	2	3	3	3	3	4
21	3	2	2	2	3	3	2	3	3	3	3	3	3	3	3	2
22	3	3	2	1	3	2	3	3	3	4	1	4	1	4	2	3
23	3	2	3	3	3	3	2	3	3	3	3	3	2	3	3	2
24	4	3	3	4	2	3	1	2	2	1	3	4	3	1	3	2
25	3	3	3	4	3	3	3	2	3	2	2	2	2	2	3	4
26	2	2	1	1	2	2	2	2	3	1	2	2	3	2	1	1
27	3	3	2	3	3	3	2	2	3	3	4	3	3	3	3	3
28	3	2	3	2	3	2	2	2	3	3	2	1	3	2	2	3
29	3	3	2	2	3	4	3	3	4	3	3	3	3	3	3	3
30	1	1	3	4	1	4	1	3	4	2	4	3	4	4	1	1
31	3	3	2	3	3	3	2	2	3	4	2	2	2	2	3	3
32	2	2	2	2	3	3	2	3	3	3	1	2	2	2	3	2
33	4	4	1	2	4	3	2	3	3	4	2	3	4	2	2	3
34	2	2	1	1	2	2	2	2	3	2	1	1	3	2	2	2
35	3	3	3	3	3	2	3	2	3	4	2	2	2	2	4	3
36	3	3	3	3	3	3	3	3	3	3	2	2	2	2	4	3
37	2	1	1	2	2	3	1	1	3	2	3	2	3	2	1	1
38	4	3	3	3	3	2	3	2	3	2	2	2	2	2	3	4
39	3	3	3	3	4	3	3	4	3	3	3	3	3	3	2	3
40	2	3	1	1	4	3	2	3	4	4	3	3	3	2	4	3

x17	x18	x19	x20	x21	x22	x23	x24	x25	x26	x27	x28
2	3	3	3	2	2	2	3	2	3	3	3
2	2	3	3	3	1	1	2	1	3	3	3
2	2	3	3	3	2	3	3	3	3	4	4
3	2	2	3	2	1	3	3	1	3	3	3
3	3	2	2	3	3	3	3	2	3	3	2
2	2	3	3	2	2	3	3	2	2	3	3
2	2	3	3	2	2	2	3	2	3	3	2
3	3	3	3	2	2	3	3	2	3	2	3
2	2	3	3	3	1	3	2	2	3	3	2
1	1	4	4	1	1	1	1	4	4	4	4
3	3	3	3	3	3	3	2	3	3	3	2
3	3	3	3	1	2	3	4	3	2	2	3
2	2	4	3	3	1	3	4	4	3	3	4
3	2	3	3	2	2	3	3	3	3	3	3
2	1	4	4	1	1	3	3	3	3	3	3
2	2	3	3	2	2	3	3	3	3	3	3
2	3	4	3	3	2	3	3	2	3	3	3
1	1	3	3	1	2	3	1	2	3	3	1
4	4	4	4	1	1	3	3	3	4	4	4
2	3	2	2	3	1	2	4	2	2	2	1
2	2	3	3	2	2	3	3	2	2	2	2
1	1	3	3	2	2	3	4	3	3	3	4
2	2	3	3	2	2	3	2	2	3	3	2
4	3	3	4	2	3	1	2	2	1	3	3
3	3	2	3	3	1	3	4	1	3	2	2
2	2	3	3	1	1	3	1	2	1	2	1
3	3	3	3	3	2	3	3	3	4	2	3
2	2	3	3	2	2	3	3	2	3	2	2
2	2	3	3	1	2	2	3	2	2	3	1
1	1	4	4	1	1	1	4	2	3	3	4
3	3	4	4	2	2	2	3	3	4	3	2
2	2	3	3	2	2	3	3	2	3	2	2
3	3	3	3	2	3	4	3	2	3	2	1
1	1	3	3	1	2	1	2	2	3	2	1
3	3	3	3	3	3	3	3	2	3	3	1
3	3	3	3	3	3	3	3	2	3	2	2
1	2	3	3	2	2	2	1	2	3	3	1
3	3	3	3	3	2	3	3	2	3	2	2
3	3	3	3	2	2	3	2	3	2	3	2
2	1	3	3	1	2	2	4	1	3	3	2

B-4 Data Skala Introvert 2

NO.	x1	x2	x3	x4	x5	x6	x7	x8	x9	x10	x11	x12	x13	x14	x15	x16
1	3	1	2	2	3	4	2	2	2	3	2	3	3	2	2	3
2	3	2	2	2	3	3	2	2	3	3	2	2	3	2	2	3
3	2	1	1	2	2	2	2	2	3	2	4	1	3	2	1	2
4	2	2	1	2	4	1	1	4	1	2	1	3	4	2	3	3
5	2	2	1	2	2	3	1	2	4	2	4	2	3	2	1	2
6	4	3	1	2	1	3	1	2	1	3	1	2	3	1	3	2
7	3	3	3	3	1	3	3	3	3	3	3	3	3	3	3	3
8	4	3	3	2	1	3	1	1	4	4	1	1	3	2	4	3
9	2	3	3	3	3	3	2	2	1	4	2	4	3	1	2	3
10	3	3	4	3	4	3	2	3	3	2	2	4	2	2	3	4
11	2	2	2	3	2	3	2	2	3	3	2	2	3	2	2	3
12	2	2	2	3	3	3	2	2	2	3	3	2	3	2	2	3
13	2	2	2	2	2	3	2	4	3	3	3	3	3	2	2	2
14	3	2	1	2	3	3	3	3	3	3	2	3	2	3	3	2
15	3	2	2	3	3	1	2	1	3	2	4	2	2	1	4	3
16	3	1	3	2	3	3	2	2	4	3	3	2	2	4	1	2
17	3	2	2	2	2	1	2	1	1	1	3	2	3	3	2	2
18	3	2	1	3	3	3	2	3	2	2	3	3	3	2	4	3
19	2	2	3	3	2	2	2	2	3	3	2	2	3	3	2	2
20	3	3	2	3	4	4	3	1	3	4	1	1	4	2	4	4
21	2	2	1	1	2	2	2	2	2	4	1	1	4	2	2	2
22	2	2	2	2	3	4	2	3	3	3	4	3	3	1	2	2
23	2	3	3	3	3	3	2	2	3	3	2	2	3	2	3	3
24	1	1	1	1	2	3	1	3	2	3	2	3	4	2	1	1
25	2	2	1	3	4	4	2	3	2	3	1	3	4	2	2	2
26	2	3	2	2	4	4	1	1	3	2	3	2	3	2	2	2
27	1	2	1	2	2	2	2	2	4	2	4	2	4	2	1	2
28	2	2	2	2	3	2	1	1	2	2	2	2	2	2	2	2
29	3	3	2	3	3	4	3	3	3	3	1	3	4	3	2	2
30	3	2	2	2	3	3	1	2	2	2	3	2	3	2	2	2
31	2	1	1	2	2	2	2	2	3	2	4	1	3	2	1	2
32	2	2	1	2	4	1	1	4	1	2	1	3	4	2	3	3
33	2	2	1	2	2	3	1	2	4	2	4	2	3	2	1	2
34	4	3	1	2	1	3	1	2	1	3	1	2	3	1	3	2
35	3	3	3	3	1	3	3	3	3	3	3	3	3	3	3	3
36	4	3	3	2	1	3	1	1	4	4	1	1	3	2	4	3
37	2	3	3	3	3	3	2	2	1	4	2	4	3	1	2	3
38	3	3	4	3	4	3	2	3	3	2	2	4	2	2	3	4

y17	y18	y19	y20	y21	y22	y23	y24	y25	y26	y27	y28	y29	y30	y31	y32
2	1	3	2	1	3	1	3	1	1	1	1	1	2	2	2
2	2	3	3	2	2	3	3	2	2	3	3	2	2	3	3
2	1	3	2	2	2	2	2	2	2	2	2	2	2	1	2
3	2	2	1	3	1	4	2	3	1	1	1	3	1	3	3
3	1	3	2	2	2	2	1	1	2	1	1	2	2	1	2
2	3	1	2	2	3	2	2	4	3	2	1	3	3	3	2
3	2	4	3	3	2	4	3	3	2	2	4	2	2	4	3
4	3	2	2	3	3	2	3	3	3	2	2	3	3	2	3
1	2	3	2	3	1	2	2	1	2	1	3	1	2	1	2
4	3	3	2	3	4	3	4	3	3	3	3	4	3	4	3
3	2	3	2	2	2	3	3	3	2	2	3	2	2	2	2
2	2	3	3	3	2	3	2	3	2	2	3	2	2	2	1
2	1	3	2	1	1	2	2	2	1	2	2	2	1	2	3
3	2	3	2	3	2	3	2	3	2	2	3	2	3	3	3
4	2	4	1	3	1	3	2	3	2	3	3	3	2	2	2
2	2	3	2	3	2	2	2	2	1	1	3	2	2	4	2
1	1	3	2	2	1	1	2	1	1	3	2	1	1	4	3
3	2	2	2	2	3	2	2	2	2	2	2	2	2	3	2
2	2	3	3	3	2	2	2	2	2	2	3	2	2	2	3
4	2	3	2	3	2	3	3	3	2	2	3	3	2	3	3
3	4	4	2	3	2	3	3	3	1	2	3	4	4	2	1
3	3	3	3	2	3	4	3	3	2	2	4	2	3	2	1
2	1	3	3	2	3	2	2	2	1	2	2	2	2	2	1
3	3	3	1	2	1	2	1	2	1	2	1	1	1	4	3
4	2	3	2	3	3	3	1	3	2	1	3	3	4	1	1
3	1	2	2	2	2	3	3	3	3	2	1	2	3	2	2
2	1	3	2	2	2	2	2	1	2	1	2	2	2	2	2
2	1	3	2	2	2	3	2	2	1	2	2	1	2	3	2
3	1	3	3	2	1	1	1	2	1	1	2	1	2	3	2
2	1	3	3	2	2	3	2	2	2	2	3	2	2	3	3
2	1	3	2	2	2	2	2	2	2	2	2	2	2	1	2
3	2	2	1	3	1	4	2	3	1	1	1	3	1	3	3
3	1	3	2	2	2	2	1	1	2	1	1	2	2	1	2
2	3	1	2	2	3	2	2	4	3	2	1	3	3	3	2
3	2	4	3	3	2	4	3	3	2	2	4	2	2	4	3
4	3	2	2	3	3	2	3	3	3	2	2	3	3	2	3
1	2	3	2	3	1	2	2	1	2	1	3	1	2	1	2
4	3	3	2	3	4	3	4	3	3	3	3	4	3	4	3

LAMPIRAN C

VALIDITAS DAN RELIABILITAS

C-1 Skala Kecanduan Internet 1

C-1 Skala Kecanduan Internet 2

C-2 Skala Introvert 2

C-2 Skala Introvert 2

C-1 SKALA KECANDUAN INTERNET 1

Putaran 1

Case Processing Summary

	N	%
Valid	40	100.0
Cases Excluded ^a	0	.0
Total	40	100.0

a. Listwise deletion based on all variables in the procedure.

Reliability Statistics

Cronbach's Alpha	N of Items
.883	32

Item-Total Statistics

	Scale Mean if Item Deleted	Scale Variance if Item Deleted	Corrected Item-Total Correlation	Cronbach's Alpha if Item Deleted
Y1	73.63	137.728	.318	.881
Y2	74.23	137.512	.286	.882
Y3	74.05	137.331	<u>.239</u>	.884
Y4	74.20	139.344	<u>.225</u>	.883
Y5	74.38	136.343	.349	.881
Y6	74.50	132.872	.590	.876
Y7	74.53	137.743	.366	.881
Y8	74.23	134.333	.489	.878
Y9	74.38	130.138	.600	.875

Y10	74.63	133.574	.424	.879
Y11	74.58	138.866	<u>.211</u>	.884
Y12	74.80	132.523	.642	.875
Y13	74.80	130.728	.719	.874
Y14	74.25	131.372	.665	.875
Y15	74.25	138.500	<u>.258</u>	.882
Y16	74.55	127.382	.653	.873
Y17	73.98	134.538	.386	.880
Y18	74.83	137.225	.271	.883
Y19	73.88	140.779	<u>.141</u>	.884
Y20	74.55	138.510	<u>.196</u>	.884
Y21	74.35	132.079	.564	.876
Y22	74.58	128.661	.598	.875
Y23	74.28	140.922	<u>.096</u>	.886
Y24	74.78	134.281	.489	.878
Y25	74.18	134.763	.407	.880
Y26	74.90	127.733	.737	.872
Y27	75.03	133.256	.543	.877
Y28	74.33	134.379	.458	.879
Y29	74.68	129.097	.662	.874
Y30	74.55	133.741	.495	.878
Y31	74.28	144.358	<u>-.087</u>	.889
Y32	74.50	139.949	<u>.137</u>	.885

Taraf Signifikansi 5% = 0.264

Putaran 2**Case Processing Summary**

		N	%
Valid		40	100.0
Cases	Excluded ^a	0	.0
Total		40	100.0

a. Listwise deletion based on all variables in the procedure.

Reliability Statistics

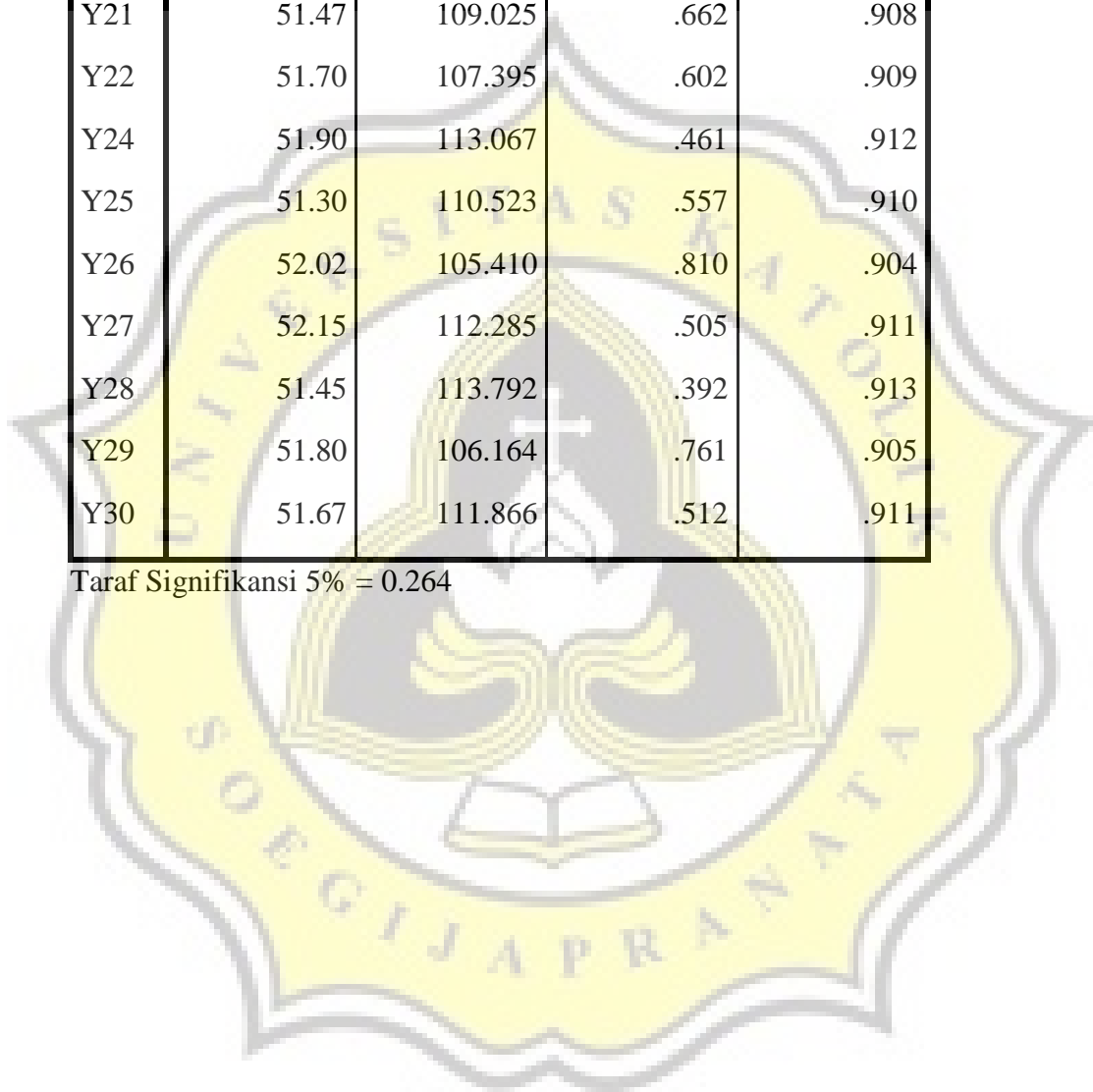
Cronbach's Alpha	N of Items
.914	23

Item-Total Statistics

	Scale Mean if Item Deleted	Scale Variance if Item Deleted	Corrected Item-Total Correlation	Cronbach's Alpha if Item Deleted
Y1	50.75	116.141	.294	.914
Y2	51.35	114.285	.366	.913
Y5	51.50	115.077	.314	.914
Y6	51.62	110.804	.627	.909
Y7	51.65	116.490	.314	.914
Y8	51.35	114.644	.362	.913
Y9	51.50	107.436	.678	.907
Y10	51.75	108.551	.610	.909
Y12	51.92	112.071	.570	.910
Y13	51.92	108.687	.768	.906

Y14	51.37	109.522	.696	.907
Y16	51.67	107.661	.585	.909
Y17	51.10	111.374	.467	.912
Y18	51.95	113.382	.381	.913
Y21	51.47	109.025	.662	.908
Y22	51.70	107.395	.602	.909
Y24	51.90	113.067	.461	.912
Y25	51.30	110.523	.557	.910
Y26	52.02	105.410	.810	.904
Y27	52.15	112.285	.505	.911
Y28	51.45	113.792	.392	.913
Y29	51.80	106.164	.761	.905
Y30	51.67	111.866	.512	.911

Taraf Signifikansi 5% = 0.264



C-2 SKALA KECANDUAN INTERNET 2 PUTARAN 1

Case Processing Summary

		N	%
Cases	Valid	38	100.0
	Excluded(a)	0	.0
	Total	38	100.0

a Listwise deletion based on all variables in the procedure.

Reliability Statistics

Cronbach's Alpha	N of Items
.882	32

Item-Total Statistics

	Scale Mean if Item Deleted	Scale Variance if Item Deleted	Corrected Item-Total Correlation	Cronbach's Alpha if Item Deleted
y1	69.82	138.695	.334	.880
y2	70.92	132.021	.591	.875
y3	70.24	138.023	.180	.885
y4	70.63	141.590	.047	.886
y5	70.79	134.333	.428	.879
y6	70.71	131.887	.508	.877
y7	71.16	136.083	.259	.883
y8	70.61	137.489	.294	.881
y9	70.74	133.118	.414	.879

y10	71.18	133.289	.479	.877
y11	71.21	136.333	.362	.880
y12	71.29	129.184	.725	.872
y13	71.03	129.161	.606	.874
y14	70.53	139.878	<u>.126</u>	.885
y15	71.13	142.550	<u>-.011</u>	.888
y16	71.08	130.075	.627	.874
y17	70.45	131.497	.533	.876
y18	71.18	130.803	.617	.874
y19	70.26	140.578	<u>.123</u>	.884
y20	70.97	139.702	<u>.218</u>	.882
y21	70.68	137.087	.397	.879
y22	71.00	131.351	.576	.875
y23	70.58	135.277	.365	.880
y24	70.84	130.461	.690	.873
y25	70.74	130.740	.593	.875
y26	71.21	135.036	.468	.878
y27	71.26	134.578	.543	.877
y28	70.79	130.819	.531	.876
y29	70.89	130.421	.617	.874
y30	70.89	131.989	.615	.875
y31	70.63	135.320	.285	.882
y32	70.82	141.884	<u>.039</u>	.885

Level of significance for one-tailed test 5% = 0,270

PUTARAN 2**Case Processing Summary**

		N	%
Cases	Valid	38	100.0
	Excluded(a)	0	.0
	Total	38	100.0

a Listwise deletion based on all variables in the procedure.

Reliability Statistics

Cronbach's Alpha	N of Items
.911	23

Item-Total Statistics

	Scale Mean if Item Deleted	Scale Variance if Item Deleted	Corrected Item-Total Correlation	Cronbach's Alpha if Item Deleted
y1	48.21	113.306	.378	.910
y2	49.32	107.465	.609	.906
y5	49.18	109.614	.440	.909
y6	49.11	107.448	.516	.908
y9	49.13	106.712	.520	.908
y10	49.58	106.845	.603	.906
y11	49.61	112.570	.299	.912
y12	49.68	105.627	.696	.904
y13	49.42	104.250	.655	.904

y16	49.47	108.148	.498	.908
y17	48.84	106.137	.597	.906
y18	49.58	105.494	.687	.904
y21	49.08	111.750	.443	.909
y22	49.39	106.299	.626	.905
y23	48.97	110.729	.361	.911
y24	49.24	106.834	.656	.905
y25	49.13	105.144	.678	.904
y26	49.61	109.056	.569	.907
y27	49.66	110.880	.479	.908
y28	49.18	109.289	.387	.911
y29	49.29	104.373	.733	.903
y30	49.29	106.860	.673	.905
y31	49.03	112.351	<u>.204</u>	.916

Level of significance for one-tailed test 5% = 0,270

PUTARAN 3

Case Processing Summary

		N	%
Cases	Valid	38	100.0
	Excluded(a)	0	.0
	Total	38	100.0

a Listwise deletion based on all variables in the procedure.

Reliability Statistics

Cronbach's Alpha	N of Items
.916	22

Item-Total Statistics

	Scale Mean if Item Deleted	Scale Variance if Item Deleted	Corrected Item-Total Correlation	Cronbach's Alpha if Item Deleted
y1	45.74	107.875	.394	.915
y2	46.84	102.299	.611	.911
y5	46.71	104.482	.436	.915
y6	46.63	101.807	.545	.912
y9	46.66	101.799	.508	.913
y10	47.11	101.448	.621	.911
y11	47.13	107.036	.318	.917
y12	47.21	100.657	.688	.909
y13	46.95	98.808	.677	.909
y16	47.00	103.243	.483	.914
y17	46.37	101.050	.596	.911
y18	47.11	100.583	.676	.909
y21	46.61	106.570	.439	.914
y22	46.92	101.102	.631	.910
y23	46.50	105.770	.345	.917
y24	46.76	101.969	.639	.910
y25	46.66	100.339	.661	.910
y26	47.13	103.577	.591	.912

y27	47.18	106.046	.449	.914
y28	46.71	104.211	.382	.916
y29	46.82	99.235	.738	.908
y30	46.82	101.235	.709	.909

Level of significance for one-tailed test 5% = 0,270



C-3 SKALA INTROVERT 1

Putaran 1

Case Processing Summary

	N	%
Valid	40	100.0
Cases Excluded ^a	0	.0
Total	40	100.0

a. Listwise deletion based on all variables in the procedure.

Reliability Statistics

Cronbach's Alpha	N of Items
.770	28

Item-Total Statistics

	Scale Mean if Item Deleted	Scale Variance if Item Deleted	Corrected Item-Total Correlation	Cronbach's Alpha if Item Deleted
X1	69.30	54.010	.441	.755
X2	69.43	52.302	.567	.747
X3	69.65	56.131	<u>.253</u>	.765
X4	69.58	55.020	.310	.762
X5	69.20	56.010	.284	.764
X6	69.08	55.866	.308	.763
X7	69.83	55.994	<u>.252</u>	.765
X8	69.48	55.281	.335	.761

X9	68.83	59.276	<u>-.017</u>	.774
X10	68.90	53.015	.466	.753
X11	69.38	58.343	<u>.010</u>	.782
X12	69.33	54.789	.387	.758
X13	69.20	59.241	<u>-.039</u>	.781
X14	69.15	56.028	<u>.238</u>	.766
X15	69.52	54.666	.336	.761
X16	69.43	51.840	.582	.746
X17	69.63	53.112	.487	.752
X18	69.65	53.259	.479	.753
X19	68.85	58.336	<u>.092</u>	.771
X20	68.83	59.328	<u>-.025</u>	.775
X21	69.85	54.849	.346	.760
X22	70.05	57.946	<u>.100</u>	.772
X23	69.33	56.174	<u>.235</u>	.766
X24	69.13	52.522	.493	.751
X25	69.65	55.977	.267	.765
X26	69.08	57.148	<u>.176</u>	.769
X27	69.18	57.892	<u>.125</u>	.771
X28	69.52	54.102	.297	.764

Taraf Signifikansi 5% = 0.264

Putaran 2

Case Processing Summary

		N	%
Cases	Valid	40	100.0

Excluded ^a	0	.0
Total	40	100.0

a. Listwise deletion based on all variables in the procedure.

Reliability Statistics

Cronbach's Alpha	N of Items
.812	16

Item-Total Statistics

	Scale Mean if Item Deleted	Scale Variance if Item Deleted	Corrected Item-Total Correlation	Cronbach's Alpha if Item Deleted
X1	37.52	35.179	.589	.791
X2	37.65	33.567	.739	.779
X4	37.80	37.292	.303	.809
X5	37.42	37.430	.362	.805
X6	37.30	38.523	.236	.812
X8	37.70	37.292	.355	.806
X10	37.12	35.958	.426	.801
X12	37.55	37.741	.305	.809
X15	37.75	35.679	.472	.798
X16	37.65	33.874	.669	.784
X17	37.85	35.310	.528	.794
X18	37.87	35.343	.530	.794
X21	38.07	36.738	.386	.804
X24	37.35	34.746	.539	.793
X25	37.87	39.087	.145	.818

X28	37.75	38.603	.109	.827
-----	-------	--------	-------------	------

Taraf Signifikansi 5% = 0.264

Putaran 3

Case Processing Summary

		N	%
Cases	Valid	40	100.0
	Excluded ^a	0	.0
	Total	40	100.0

a. Listwise deletion based on all variables in the procedure.

Reliability Statistics

Cronbach's Alpha	N of Items
.845	13

Item-Total Statistics

	Scale Mean if Item Deleted	Scale Variance if Item Deleted	Corrected Item-Total Correlation	Cronbach's Alpha if Item Deleted
X1	30.00	29.692	.674	.823
X2	30.12	28.625	.767	.815
X4	30.27	32.358	.293	.848
X5	29.90	31.374	.505	.834
X8	30.17	32.558	.320	.845
X10	29.60	31.528	.370	.843
X12	30.02	34.025	.139	.855
X15	30.22	29.871	.581	.828
X16	30.12	28.625	.731	.817
X17	30.32	30.020	.580	.828
X18	30.35	29.926	.599	.827
X21	30.55	31.433	.427	.839
X24	29.82	30.251	.500	.834

Taraf Signifikansi 5% = 0.264

Putaran 4

Case Processing Summary

	N	%
Valid	40	100.0
Cases Excluded ^a	0	.0
Total	40	100.0

a. Listwise deletion based on all variables in the procedure.

Reliability Statistics

Cronbach's Alpha	N of Items
.855	12

Item-Total Statistics

	Scale Mean if Item Deleted	Scale Variance if Item Deleted	Corrected Item-Total Correlation	Cronbach's Alpha if Item Deleted
X1	27.40	28.195	.672	.835
X2	27.53	27.230	.755	.828
X4	27.67	30.892	.279	.861
X5	27.30	29.703	.522	.845
X8	27.58	31.225	.287	.859
X10	27.00	30.103	.354	.857
X15	27.63	28.189	.602	.839
X16	27.53	26.974	.753	.828
X17	27.72	28.358	.598	.839
X18	27.75	28.244	.620	.838
X21	27.95	29.690	.450	.849
X24	27.22	28.794	.492	.847

Taraf Signifikansi 5% = 0.264

C-4 SKALA INTROVERT 2 PUTARAN 1

Case Processing Summary

		N	%
Cases	Valid	38	100.0
	Exclude	0	.0

d(a)		
Total	38	100.0

a Listwise deletion based on all variables in the procedure.

Reliability Statistics

Cronbach's Alpha	N of Items
.797	28

Item-Total Statistics

	Scale Mean if Item Deleted	Scale Variance if Item Deleted	Corrected Item-Total Correlation	Cronbach's Alpha if Item Deleted
x1	64.11	73.78	<u>.186</u>	.797
x2	64.39	69.272	.574	.781
x3	64.66	65.096	.694	.771
x4	64.29	69.076	.699	.779
x5	64.05	73.078	<u>.129</u>	.801
x6	63.84	69.812	.402	.787
x7	64.82	69.938	.534	.783
x8	64.39	73.705	<u>.120</u>	.800
x9	64.05	75.078	<u>.009</u>	.808
x10	63.89	72.745	<u>.221</u>	.795
x11	64.29	80.427	<u>-.280</u>	.826
x12	64.26	68.091	.502	.781
x13	63.58	79.115	<u>-.303</u>	.812
x14	64.58	75.007	<u>.066</u>	.800

x15	64.29	70.644	.296	.792
x16	64.11	68.691	.616	.779
x17	64.61	71.326	.555	.785
x18	64.42	70.953	.557	.785
x19	63.45	77.713	<u>-.177</u>	.808
x20	63.76	68.726	.425	.785
x21	64.53	70.310	.372	.788
x22	64.84	72.839	<u>.237</u>	.794
x23	64.34	68.664	.433	.785
x24	63.95	70.700	.453	.786
x25	64.34	69.961	.361	.789
x26	64.16	69.920	.423	.786
x27	64.39	69.272	.574	.781
x28	64.66	65.096	.694	.771

Level of significance for one-tailed test 5% = 0,270

PUTARAN 2

Case Processing Summary

		N	%
Cases	Valid	38	100.0
	Excluded(a)	0	.0
	Total	38	100.0

a Listwise deletion based on all variables in the procedure.

Reliability Statistics

Cronbach's Alpha	N of Items
.872	19

Item-Total Statistics

	Scale Mean if Item Deleted	Scale Variance if Item Deleted	Corrected Item-Total Correlation	Cronbach's Alpha if Item Deleted
x2	41.89	61.935	.615	.862
x3	42.16	58.245	.705	.856
x4	41.79	62.009	.717	.860
x5	41.55	64.794	<u>.202</u>	.879
x6	41.34	63.312	.365	.871
x7	42.32	63.789	.453	.867
x12	41.76	61.050	.514	.865
x15	41.79	62.549	.371	.871
x16	41.61	61.381	.657	.860
x17	42.11	64.583	.518	.867
x18	41.92	63.913	.561	.865
x20	41.26	61.010	.482	.866
x21	42.03	63.594	.350	.871
x23	41.84	61.218	.472	.867
x24	41.45	63.605	.463	.867
x25	41.84	62.947	.363	.871
x26	41.66	63.637	.366	.870

x27	41.89	61.935	.615	.862
x28	42.16	58.245	.705	.856

Level of significance for one-tailed test 5% = 0,270

PUTARAN 3

Case Processing Summary

		N	%
Cases	Valid	38	100.0
	Excluded(a)	0	.0
	Total	38	100.0

a. Listwise deletion based on all variables in the procedure.

Reliability Statistics

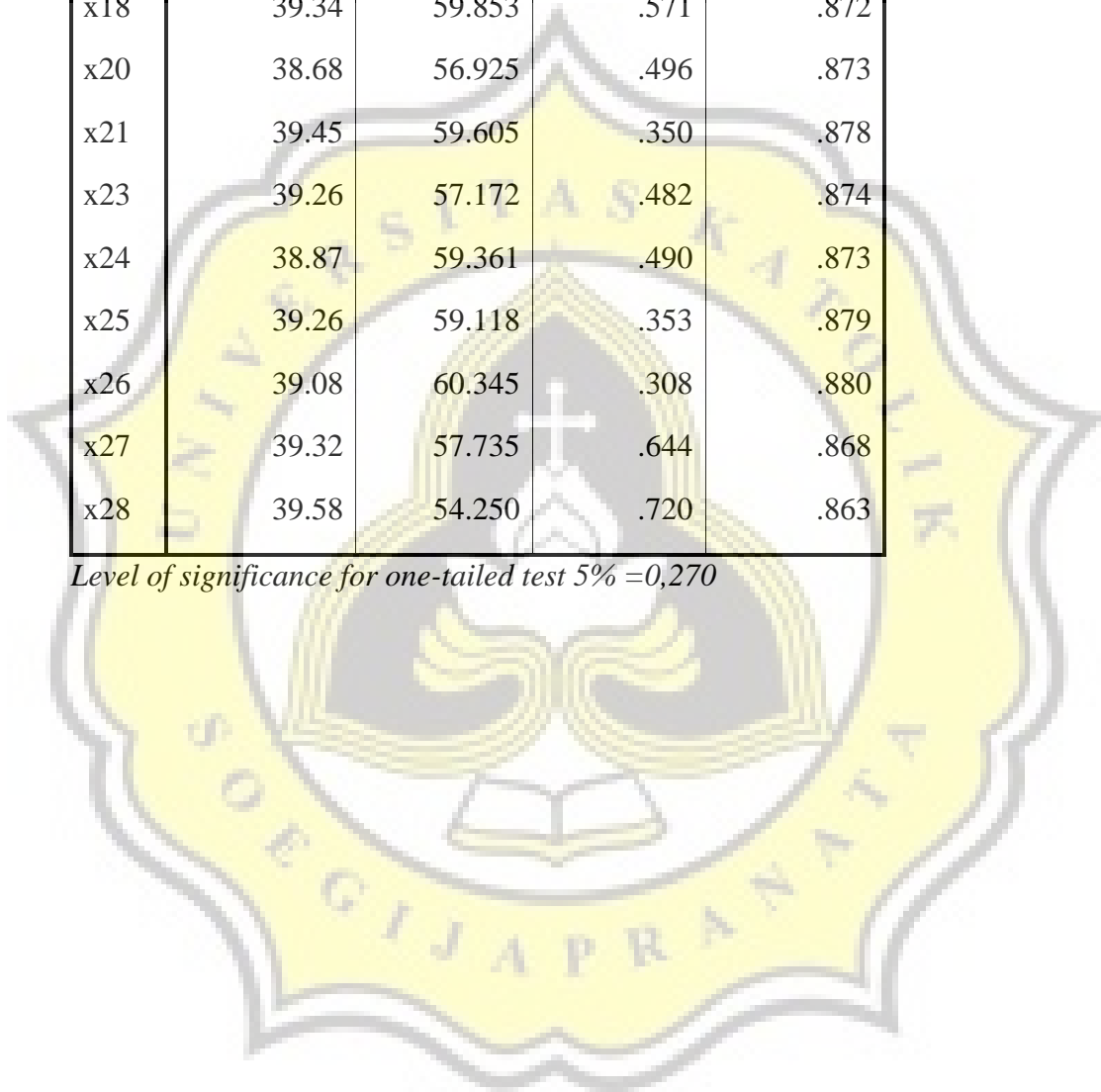
Cronbach's Alpha	N of Items
.879	18


Item-Total Statistics

	Scale Mean if Item Deleted	Scale Variance if Item Deleted	Corrected Item-Total Correlation	Cronbach's Alpha if Item Deleted
x2	39.32	57.735	.644	.868
x3	39.58	54.250	.720	.863
x4	39.21	58.171	.707	.867
x6	38.76	59.321	.367	.878
x7	39.74	59.767	.457	.874

x12	39.18	57.614	.478	.874
x15	39.21	58.495	.378	.878
x16	39.03	57.702	.634	.868
x17	39.53	60.310	.555	.873
x18	39.34	59.853	.571	.872
x20	38.68	56.925	.496	.873
x21	39.45	59.605	.350	.878
x23	39.26	57.172	.482	.874
x24	38.87	59.361	.490	.873
x25	39.26	59.118	.353	.879
x26	39.08	60.345	.308	.880
x27	39.32	57.735	.644	.868
x28	39.58	54.250	.720	.863

Level of significance for one-tailed test 5% = 0,270



The logo of Soegijapranata University is a yellow shield-shaped emblem with a white border. Inside the shield, there is a central figure of a person with arms raised in a gesture of praise or prayer, set against a dark background. Above the figure is a white cross, and below it is an open book. The text 'UNIVERSITAS SOEGIJAPRANATA' is written in a circular path around the central figure.

LAMPIRAN D

DATA PENELITIAN

D-1 Data Variabel Kecanduan Internet

D-2 Data Variabel Introvert

D-1 Data Variabel Kecanduan Internet

	y1	y2	y5	y6	y9	y10	y11	y12	y13	y16	y17	y18	y21	y22	y23	y24	y25	y26	y27	y28	y29	y30	TOTAL
1	4	2	1	3	2	1	2	2	2	1	2	1	1	3	1	3	1	1	1	1	1	2	48
2	3	2	1	2	2	2	2	3	2	3	2	2	2	2	3	3	2	2	3	3	2	2	51
3	3	2	2	2	2	2	2	1	3	2	2	1	2	2	2	2	2	2	2	2	2	2	42
4	3	1	3	1	2	1	1	1	1	1	3	2	3	1	4	2	3	1	1	1	3	1	53
5	4	1	2	2	1	2	2	1	2	2	3	1	2	2	2	1	1	2	1	1	2	2	54
6	4	3	1	2	4	3	2	2	3	1	2	3	2	3	2	2	4	3	2	1	3	3	47
7	3	2	3	2	3	2	1	3	2	3	3	2	3	2	4	3	3	2	2	4	2	2	37
8	4	3	3	4	4	4	1	3	2	2	4	3	3	3	2	3	3	3	2	2	3	3	44
9	3	2	1	2	2	2	2	1	1	1	1	2	3	1	2	2	1	2	1	3	1	2	49
10	4	3	3	3	3	3	3	3	4	4	4	3	3	4	3	4	3	3	3	3	4	3	57
11	3	2	2	2	1	1	2	2	2	2	3	2	2	2	3	3	3	2	2	3	2	2	38
12	3	3	3	3	2	2	2	2	1	2	2	2	3	2	3	2	3	2	2	3	2	2	50
13	3	3	2	2	2	2	2	2	2	3	2	1	1	1	2	2	2	1	2	2	2	1	44
14	4	2	2	2	2	2	3	2	2	2	3	2	3	2	3	2	3	2	2	3	2	3	40
15	4	2	3	2	2	2	2	2	2	2	4	2	3	1	3	2	3	2	3	3	3	2	39
16	3	3	2	2	3	2	3	1	2	2	2	2	3	2	2	2	2	1	1	3	2	2	55
17	3	2	3	1	4	1	1	1	1	3	1	1	2	1	1	2	1	1	3	2	1	1	56
18	2	2	2	2	3	2	1	1	2	1	3	2	2	3	2	2	2	2	2	2	2	2	64
19	3	2	2	3	2	2	2	2	2	3	2	2	3	2	2	2	2	2	2	3	2	2	38
20	3	2	3	4	2	2	2	2	3	2	4	2	3	2	3	3	3	2	2	3	3	2	73
21	4	4	4	4	2	2	4	1	2	2	3	4	3	2	3	3	3	1	2	3	4	4	64
22	3	3	3	4	3	2	3	3	4	3	3	3	2	3	4	3	3	2	2	4	2	3	65
23	3	2	2	2	2	1	2	2	1	2	2	1	2	3	2	2	2	1	2	2	2	2	42
24	3	3	2	3	1	1	1	1	1	1	3	3	2	1	2	1	2	1	2	1	1	1	37
25	3	3	4	3	4	1	2	2	4	3	4	2	3	3	3	1	3	2	1	3	3	4	61
26	3	2	2	3	3	3	1	3	3	1	3	1	2	2	3	3	3	3	2	1	2	3	52
27	3	1	3	3	2	1	2	1	2	1	2	1	2	2	2	2	1	2	1	2	2	2	40
28	3	1	2	1	1	1	2	1	1	2	2	1	2	2	3	2	2	1	2	2	1	2	37
29	3	2	2	3	2	1	1	2	1	2	3	1	2	1	1	1	2	1	1	2	1	2	37
30	3	1	2	1	1	1	2	1	1	2	2	1	2	2	3	2	2	2	2	3	2	2	40
31	3	2	2	2	2	2	2	1	3	2	2	1	2	2	2	2	2	2	2	2	2	2	44
32	3	1	3	1	2	1	1	1	1	1	3	2	3	1	4	2	3	1	1	1	3	1	40
33	4	1	2	2	1	2	2	1	2	2	3	1	2	2	2	1	1	2	1	1	2	2	39
34	4	3	1	2	4	3	2	2	3	1	2	3	2	3	2	2	4	3	2	1	3	3	55
35	3	2	3	2	3	2	1	3	2	3	3	2	3	2	4	3	3	2	2	4	2	2	56
36	4	3	3	4	4	4	1	3	2	2	4	3	3	3	2	3	3	3	2	2	3	3	64
37	3	2	1	2	2	2	2	1	1	1	1	2	3	1	2	2	1	2	1	3	1	2	38
38	4	3	3	3	3	3	3	3	4	4	4	3	3	4	3	4	3	3	3	3	4	3	73

D-2 Data Variabel Introvert

	x2	x3	x4	x6	x7	x12	x15	x16	x17	x18	x20	x21	x23	x24	x25	x26	x27	x28	TOTAL
1	1	2	2	4	2	3	2	3	2	2	3	4	2	3	2	3	1	2	44
2	2	2	2	3	2	2	2	3	1	1	4	2	3	3	2	3	2	2	43
3	1	1	2	2	2	1	1	2	2	2	1	2	2	2	2	2	1	1	43
4	2	1	2	1	1	3	3	3	1	2	1	2	1	2	2	3	2	1	44
5	2	1	2	3	1	2	1	2	2	2	1	2	2	2	2	2	2	1	36
6	3	1	2	3	1	2	3	2	2	2	3	3	3	2	2	1	3	1	37
7	3	3	3	3	3	3	3	3	3	3	3	2	2	3	3	3	3	3	39
8	3	3	2	3	1	1	4	3	2	2	3	1	3	4	1	1	3	3	46
9	3	3	3	3	2	4	2	3	2	3	4	2	3	3	4	3	3	3	44
10	3	4	3	3	2	4	3	4	3	3	3	3	4	3	4	3	3	4	51
11	2	2	3	3	2	2	2	3	2	2	3	2	2	3	4	3	2	2	43
12	2	2	3	3	2	2	2	3	2	3	3	3	2	3	2	2	2	2	41
13	2	2	2	3	2	3	2	2	2	2	3	3	3	3	2	3	2	2	29
14	2	1	2	3	3	3	3	2	3	2	3	3	3	3	2	3	2	1	33
15	2	2	3	1	2	2	4	3	2	2	2	1	1	2	2	1	2	2	32
16	1	3	2	3	2	2	1	2	2	2	3	1	1	2	3	3	1	3	39
17	2	2	2	1	2	2	2	2	2	2	4	2	3	3	2	2	2	2	52
18	2	1	3	3	2	3	4	3	2	2	4	3	1	3	3	4	2	1	43
19	2	3	3	2	2	2	2	2	2	3	3	3	2	3	2	3	2	3	53
20	3	2	3	4	3	1	4	4	2	2	4	3	3	4	1	3	3	2	59
21	2	1	1	2	2	1	2	2	2	1	3	1	2	4	1	1	2	1	31
22	2	2	2	4	2	3	2	2	2	2	3	2	1	2	3	3	2	2	41
23	3	3	3	3	2	2	3	3	2	3	3	3	2	3	2	2	3	3	48
24	1	1	1	3	1	3	1	1	1	2	3	1	1	2	3	3	1	1	30
25	2	1	3	4	2	3	2	2	2	2	3	1	4	3	1	3	2	1	41
26	3	2	2	4	1	2	2	2	2	2	3	1	2	2	3	3	3	2	41
27	2	1	2	2	2	2	1	2	2	2	4	2	1	2	2	2	2	1	34
28	2	2	2	2	1	2	2	2	2	2	3	1	2	2	2	2	2	2	35
29	3	2	3	4	3	3	2	2	2	2	4	3	4	3	1	3	3	2	49
30	2	2	2	3	1	2	2	2	2	3	3	1	2	2	2	3	2	2	38
31	1	1	2	2	2	1	1	2	2	2	1	2	2	2	2	2	1	1	29
32	2	1	2	1	1	3	3	3	1	2	1	2	1	2	2	3	2	1	33
33	2	1	2	3	1	2	1	2	2	2	1	2	2	2	2	2	2	1	32
34	3	1	2	3	1	2	3	2	2	2	3	3	3	2	2	1	3	1	39
35	3	3	3	3	3	3	3	3	3	3	3	2	2	3	3	3	3	3	52
36	3	3	2	3	1	1	4	3	2	2	3	1	3	4	1	1	3	3	43
37	3	3	3	3	2	4	2	3	2	3	4	2	3	3	4	3	3	3	53
38	3	4	3	3	2	4	3	4	3	3	3	3	4	3	4	3	3	4	59

The logo of Universitas Kristen Soegijaprananta is a yellow shield with a white border. Inside the shield, there is a white cross at the top, a white lotus flower in the center, and a white book at the bottom. The text "UNIVERSITAS KRISTEN SOEGIJAPRANANTA" is written in yellow around the inner edge of the shield.

LAMPIRAN E

UJI ASUMSI

E-1 Uji Normalitas

E-2 Uji Linieritas

NORMALITAS

Descriptive Statistics

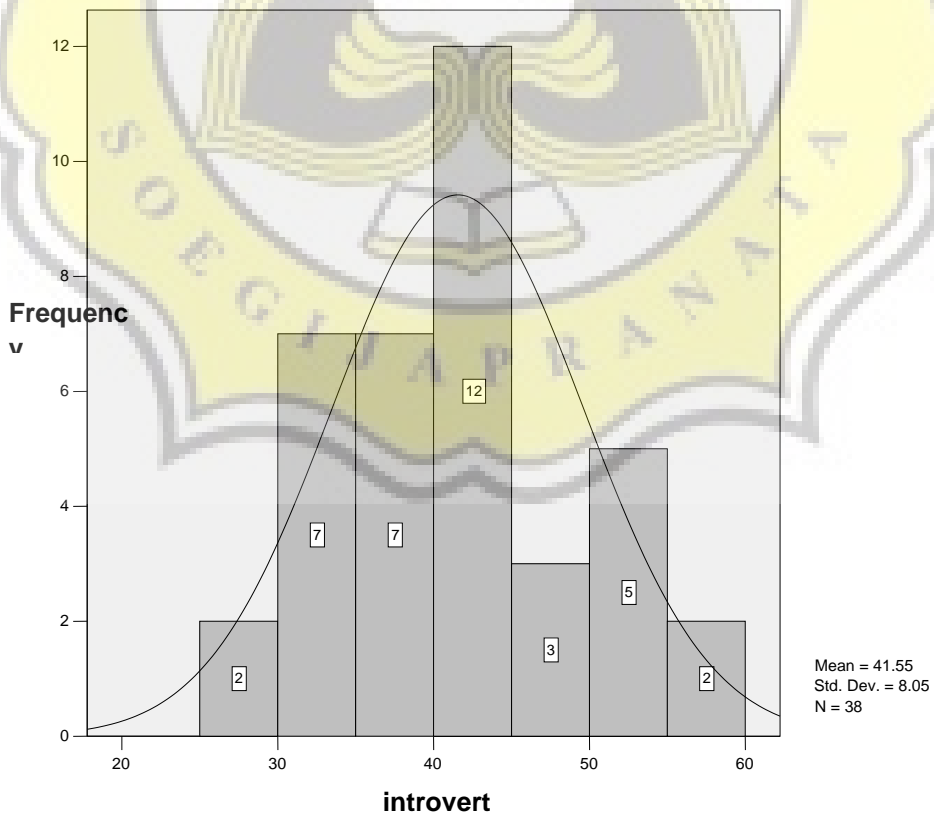
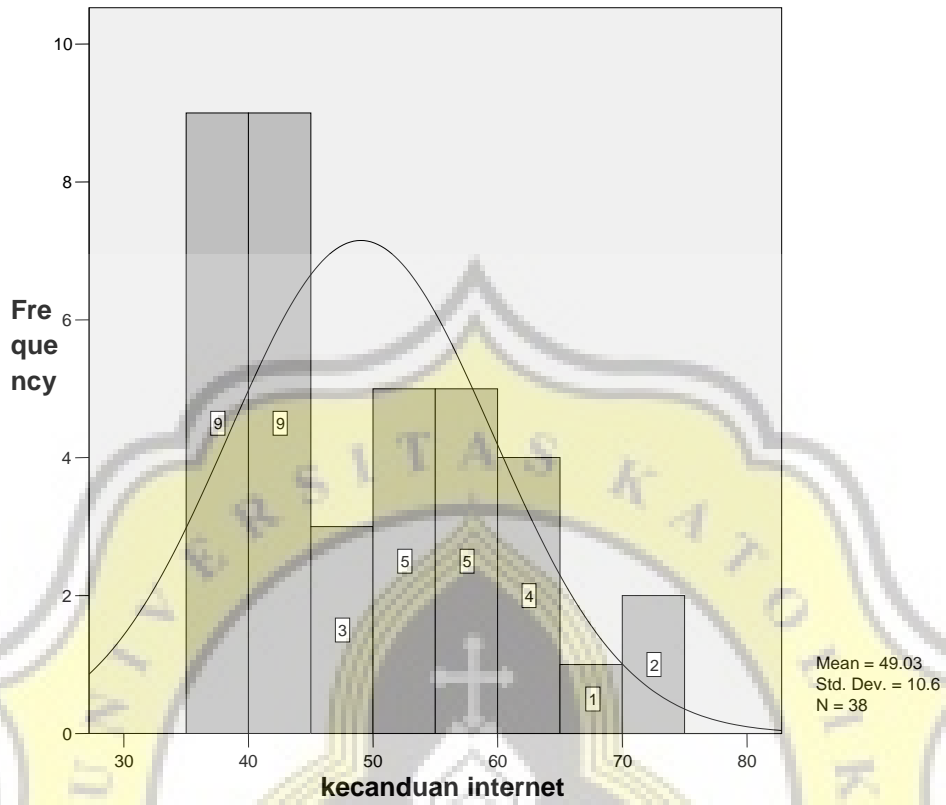
	N	Mean	Std. Deviation	Minimum	Maximum
introvert	38	41.55	8.050	29	59
kecanduan internet	38	49.03	10.600	37	73

One-Sample Kolmogorov-Smirnov Test

		introvert	kecanduan internet
N		38	38
Normal Parameters ^{a,b}	Mean	41.55	49.03
	Std. Deviation	8.050	10.600
	Most Extreme Differences		
	Absolute	.117	.156
	Positive	.117	.156
	Negative	-.064	-.128
Kolmogorov-Smirnov Z		.724	.962
Asymp. Sig. (2-tailed)		.672	.313

a. Test distribution is Normal.

b. Calculated from data.



LINIERITAS

Model Description

Model Name		MOD_1
Dependent Variable	1	kecanduan internet
Equation	1	Linear
	2	Quadratic
	3	Cubic
Independent Variable		introvert
Constant		Included
Variable Whose Values Label Observations in Plots		Unspecified
Tolerance for Entering Terms in Equations		.0001

Case Processing Summary

	N
Total Cases	38
Excluded Cases ^a	0
Forecasted Cases	0
Newly Created Cases	0

a. Cases with a missing value in any variable are excluded from the analysis.

Variable Processing Summary

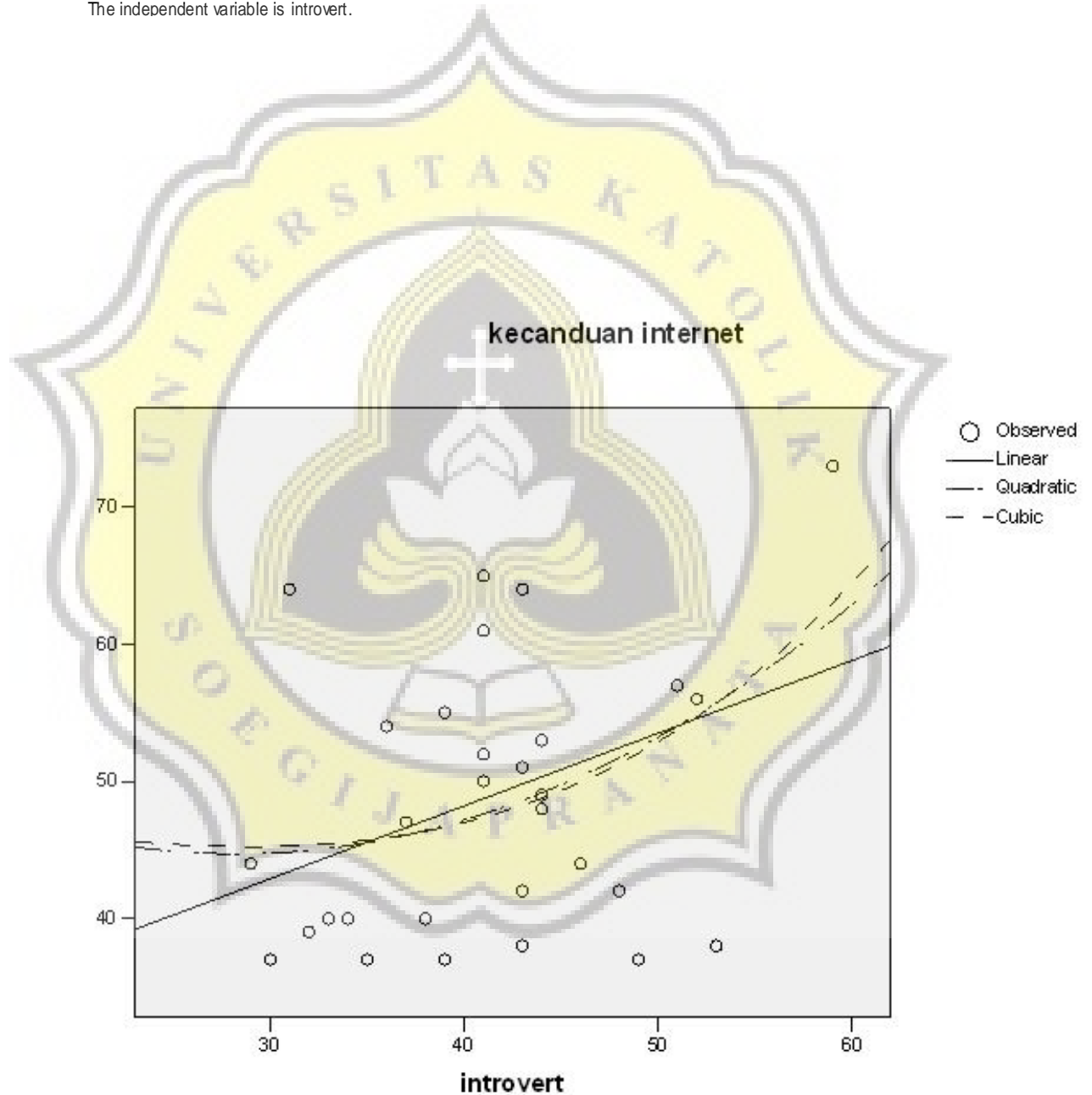
	Variables	
	Dependent	Independent
	kecanduan internet	introvert
Number of Positive Values	38	38
Number of Zeros	0	0
Number of Negative Values	0	0
Number of Missing Values	0	0
	User-Missing	0
	System-Missing	0


Model Summary and Parameter Estimates

Dependent Variable: kecanduan internet

Equation	Model Summary					Parameter Estimates			
	R Square	F	df1	df2	Sig.	Constant	b1	b2	b3
Linear	.162	6.970	1	36	.012	26.989	.530		
Quadratic	.178	3.786	2	35	.032	59.119	-1.019	.018	
Cubic	.186	3.994	2	35	.027	48.517	.000	-.012	.000

The independent variable is introvert.






ANALISA DATA

Correlations

		introvert	kecanduan internet
introvert	Pearson Correlation	1	.403**
	Sig. (1-tailed)		.006
	N	38	38
kecanduan internet	Pearson Correlation	.403**	1
	Sig. (1-tailed)	.006	
	N	38	38

** . Correlation is significant at the 0.01 level (1-tailed).





LAMPIRAN G
SURAT PENELITIAN