

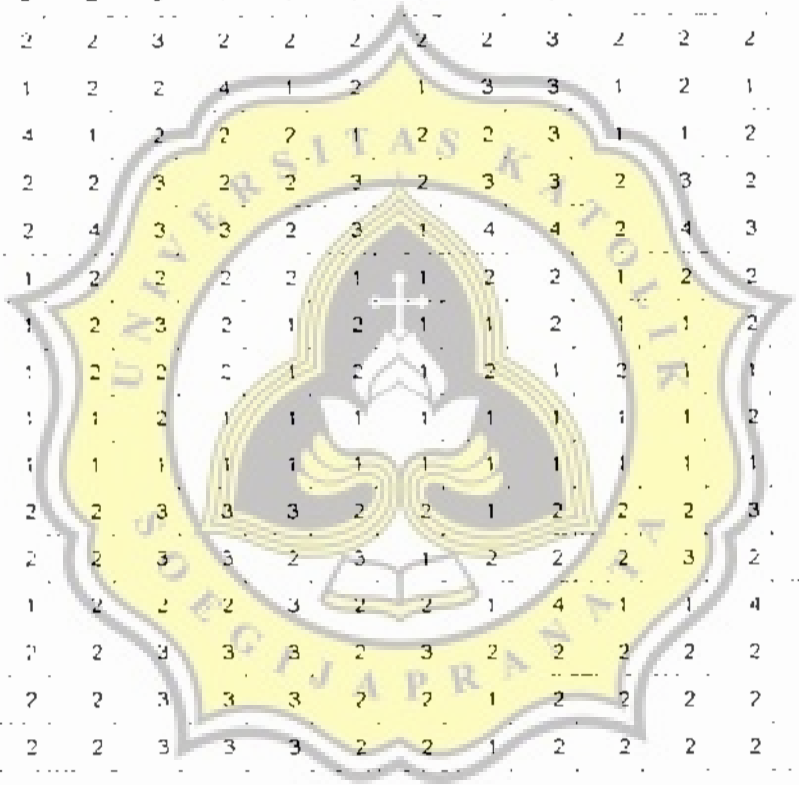
LAMPIRAN A

Data uji coba Angket Sikap terhadap Perilaku Merokok Remaja



c:\adatatpsi\psi-93\k-stpm_t.sav

	x01	x02	x03	x04	x05	x06	x07	x08	x09	x10	x11	x12	x13	x14	x15	x16	x17	x18	x19
1	3	2	3	3	3	3	2	3	3	2	3	1	3	1	2	3	4	3	3
2	2	1	2	1	2	1	2	3	2	1	2	1	2	2	2	3	3	2	2
3	3	1	3	2	4	1	2	2	3	1	1	1	3	3	1	2	2	2	4
4	3	2	2	2	2	2	2	3	3	2	2	2	2	3	2	3	3	3	2
5	2	1	3	1	2	2	2	3	1	2	3	1	2	2	1	2	3	3	3
6	2	2	1	2	1	1	2	2	2	1	1	1	2	2	2	2	2	2	1
7	2	1	1	1	1	1	1	1	1	1	2	1	1	1	1	1	2	1	2
8	1	4	2	2	2	2	2	2	2	2	2	2	2	3	2	2	2	3	2
9	1	1	2	1	1	1	1	3	3	2	1	1	3	3	1	3	2	3	2
10	3	1	2	1	2	3	2	3	1	1	1	1	1	3	2	3	2	2	2
11	3	1	2	2	2	2	2	3	2	2	2	2	2	3	2	2	2	2	2
12	1	1	1	1	1	1	1	2	2	4	1	2	1	3	3	1	2	1	2
13	1	1	1	2	1	4	1	2	2	2	2	2	2	3	1	1	2	1	2
14	3	2	2	2	2	2	2	3	2	2	3	2	3	3	2	3	2	3	1
15	4	2	3	2	4	2	4	3	3	2	3	1	4	4	2	4	3	3	3
16	3	4	3	3	2	1	2	2	2	2	1	1	2	2	1	2	2	3	2
17	1	4	2	3	1	1	2	3	2	1	2	1	1	2	1	1	2	2	1
18	1	1	1	1	2	1	2	2	2	1	2	1	2	1	3	1	1	1	1
19	2	1	2	1	1	1	1	2	1	1	1	1	1	1	1	1	2	1	2
20	1	1	1	1	1	1	1	1	1	1	1	1	1	1	1	1	1	1	1
21	1	2	1	2	2	2	2	2	3	3	3	2	2	1	2	2	3	2	2
22	1	2	1	2	2	2	2	2	3	3	2	3	1	2	2	2	3	2	3
23	2	1	2	1	2	1	2	2	2	3	2	2	1	4	1	1	4	2	1
24	1	3	2	2	3	2	2	3	3	3	2	3	2	2	2	2	2	2	2
25	2	2	2	2	2	3	2	3	3	3	2	2	1	2	2	2	2	2	2
26	1	3	1	2	3	2	2	3	3	3	2	2	1	2	2	2	2	2	2
27	1	2	2	2	2	3	2	2	2	1	3	3	1	2	1	2	2	2	2
28	1	1	2	2	2	1	1	2	2	2	2	2	2	2	2	1	2	2	2
29	1	2	1	1	1	2	1	2	2	1	1	1	2	2	2	1	2	2	1
30	2	3	2	2	2	2	2	2	3	3	2	2	3	2	2	2	3	2	2
31	2	1	2	2	2	2	2	2	1	2	2	2	1	2	2	2	1	2	2
32	2	2	2	3	2	2	2	5	2	2	2	3	2	3	2	2	2	2	2
33	1	1	1	1	1	2	1	3	1	1	2	1	1	1	1	1	1	2	1
34	2	2	2	2	2	2	2	2	2	1	2	2	2	2	2	2	2	2	2
35	3	2	2	3	3	2	2	3	2	3	3	1	2	3	3	2	2	2	2
36	2	2	1	3	2	2	1	3	2	2	2	3	2	3	2	2	2	2	2
37	2	2	1	2	3	1	1	2	2	2	3	2	2	2	3	1	2	2	1

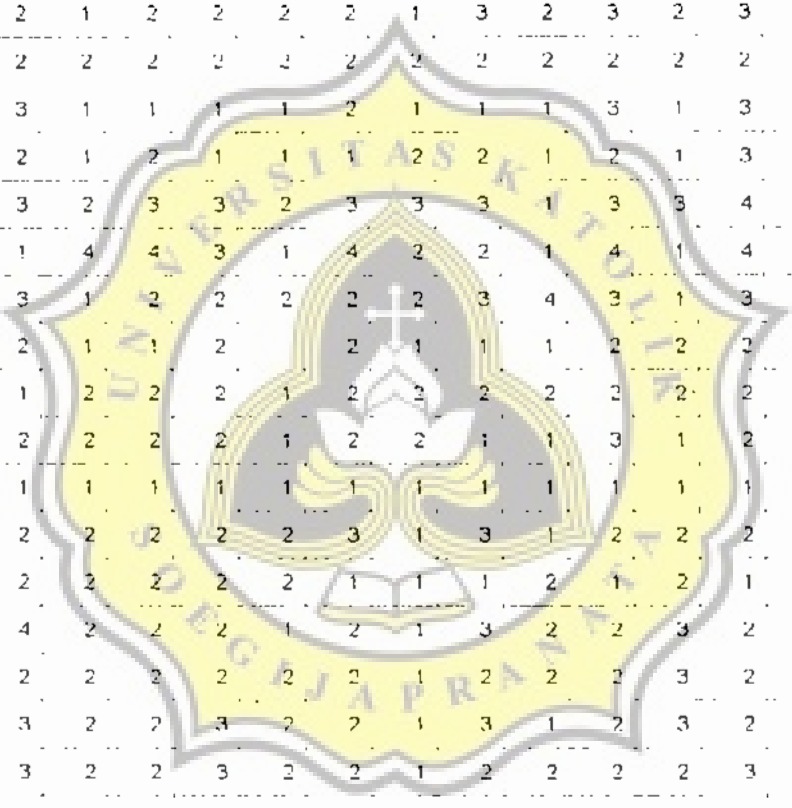


c:\data\psi\psipsi-93\k-stpm_1.sav

	x20	x21	x22	x23	x24	x25	x26	x27	x28	x29	x30	x31	x32	x33	x34	x35	x36	x37	x38
1	2	2	3	2	2	4	3	3	3	2	3	4	2	2	3	2	2	4	1
2	3	2	2	3	3	3	3	2	2	3	2	2	2	2	2	2	2	3	2
3	1	4	1	3	1	2	2	2	2	4	1	4	1	2	2	2	1	2	2
4	5	2	2	3	2	3	3	2	2	2	2	3	2	2	3	2	3	3	3
5	2	1	2	3	2	3	1	2	2	1	3	3	2	1	2	2	2	3	1
6	2	2	2	3	2	2	2	2	2	2	2	2	2	2	2	1	2	2	2
7	1	2	1	2	2	2	2	2	2	2	2	3	2	2	2	2	2	2	2
8	2	2	2	3	2	2	3	2	2	2	2	3	2	2	2	2	3	2	2
9	2	2	3	3	2	2	3	2	2	2	2	3	2	2	3	2	3	2	2
10	2	2	2	2	3	2	2	1	2	1	1	3	2	2	2	2	2	2	3
11	2	2	2	2	2	2	2	2	2	2	2	2	2	2	2	2	2	2	2
12	3	2	4	2	2	2	1	2	1	1	1	3	1	1	1	1	3	2	1
13	2	2	1	3	1	2	1	1	2	1	1	2	2	1	2	1	2	2	2
14	1	2	3	3	2	2	3	1	2	2	2	3	1	2	3	2	3	3	1
15	3	3	3	3	2	4	3	2	4	2	2	4	1	2	3	3	4	3	3
16	2	2	2	3	3	2	1	1	1	1	1	3	2	1	2	2	2	2	2
17	2	2	1	2	2	1	1	1	2	2	2	2	1	1	2	1	2	2	2
18	2	2	2	3	1	2	1	2	2	2	2	2	2	2	1	2	2	2	2
19	1	1	1	3	2	2	1	1	1	1	2	1	1	1	2	1	1	1	2
20	1	1	1	1	1	1	1	1	1	1	1	1	1	1	1	1	1	1	1
21	3	2	3	2	2	2	2	2	3	3	2	2	2	3	2	2	2	3	2
22	2	2	2	3	3	2	3	2	2	2	2	2	2	2	2	2	2	3	3
23	1	2	2	1	4	1	3	2	2	4	1	1	1	2	1	1	2	3	2
24	3	2	2	3	3	2	2	2	2	2	2	2	1	3	2	2	3	3	2
25	3	2	2	2	3	2	2	2	3	3	2	2	1	3	2	2	2	3	3
26	2	2	2	2	2	2	2	2	3	3	3	2	1	3	2	2	2	3	3
27	3	2	2	2	2	3	2	2	3	3	3	2	2	2	3	2	2	2	3
28	2	1	2	1	2	2	2	2	2	3	1	1	1	2	1	2	2	2	2
29	2	1	2	2	2	1	2	2	2	2	2	1	2	2	1	2	2	2	1
30	3	2	2	2	2	2	3	3	3	3	2	2	2	2	2	2	3	3	2
31	1	2	2	2	2	2	2	1	1	2	2	2	1	2	2	2	2	1	2
32	2	3	2	2	3	2	3	2	2	2	2	2	2	3	2	3	3	2	3
33	1	1	2	1	1	1	2	1	1		1	1	1	1	1	1	1	1	1
34	2	2	2	2	2	2	2	2	2	1	2	2	1	2	1	2	3	2	2
35	1	3	2	2	3	3	3	2	2	3	2	2	2	3	2	3	3	2	3
36	2	1	1	1	3	2	2	2	2	2	1	2	2	3	2	3	2	2	3
37	2	2	1	2	2	2	2	2	2	2	2	2	1	2	2	2	2	2	2

c:\data\psi\psi-93\k-stpm_1.sav

	x39	x40	x41	x42	x43	x44	x45	x46	x47	x48	x49	x50	x51	x52	x53	x54	x55	x56	x57	
1	3	2	2	1	2	3	1	2	2	2	2	2	3	2	4	3	3	2	2	
2	2	2	2	1	2	3	2	3	3	2	3	3	3	1	4	2	3	2	2	
3	1	1	1	1	2	1	1	4	2	1	2	2	3	1	3	1	3	2	2	
4	2	2	2	2	3	3	2	3	4	4	3	2	2	2	3	2	3	2	2	
5	3	2	1	1	2	2	2	2	3	2	2	2	2	2	3	3	3	1	1	
6	1	2	1	1	2	2	1	1	1	2	2	1	1	1	2	2	2	2	2	
7	2	2	2	2	2	2	2	1	2	2	2	2	2	1	2	2	2	1	1	
8	3	2	2	2	3	2	2	2	2	2	2	2	2	2	5	2	3	2	2	
9	2	2	2	1	4	3	3	2	1	1	2	2	2	3	2	3	2	3	1	2
0	3	2	2	1	1	2	1	2	2	2	2	1	3	2	3	2	3	1	2	
1	2	2	2	2	3	2	2	2	2	2	2	2	2	2	2	2	2	2	2	
2	1	1	1	1	3	3	1	1	1	1	2	1	1	1	3	1	3	1	1	
3	1	1	1	1	2	2	1	2	1	1	1	1	2	1	2	1	3	1	1	
4	1	3	2	2	3	3	2	3	3	2	3	3	3	1	3	3	4	2	1	
5	2	2	1	1	4	1	4	4	3	1	4	2	2	1	4	1	4	3	3	
6	2	2	1	2	2	3	1	2	2	2	2	2	3	4	3	1	3	4	2	
7	1	1	1	1	4	2	1	1	2	2	2	1	1	1	2	2	2	1	1	
8	2	2	2	2	2	1	2	2	2	1	2	2	2	2	2	2	2	2	2	
9	1	1	1	2	1	2	2	2	2	1	2	2	1	1	3	1	2	1	2	
0	1	1	1	1	1	1	1	1	1	1	1	1	1	1	1	1	1	1	1	
1	2	2	3	3	2	2	2	2	2	2	3	1	3	1	2	2	2	2	3	
2	2	2	2	3	2	2	2	2	2	2	1	1	1	2	1	2	1	2	2	
3	1	2	2	4	2	4	2	2	2	1	2	1	3	2	2	3	2	2	3	
4	3	2	2	2	2	2	2	2	2	2	1	2	2	2	3	2	2	2	3	
5	2	2	3	3	2	3	2	2	3	2	2	1	3	1	2	3	2	2	3	
6	2	2	3	3	2	3	2	2	3	2	2	1	2	2	2	3	2	2	2	
7	3	2	2	3	3	2	3	2	2	3	2	1	1	2	2	2	1	1	2	
8	2	1	2	2	1	1	3	1	2	2	2	2	2	1	1	1	2	1	2	
9	1	1	2	2	2	2	1	2	1	1	2	1	3	2	2	2	2	2	2	
0	2	2	3	3	2	2	2	2	2	2	3	2	1	2	2	2	2	2	2	
1	2	2	2	2	3	2	2	2	2	2	2	2	2	2	3	2	2	2	3	
2	2	2	3	3	2	2	2	2	3	2	3	1	1	1	1	1	2	1	3	
3	1	1	1	2	1	1	1	1	2	1	1	1	2	2	2	2	2	2	2	
4	2	2	3	2	2	2	2	2	2	2	2	3	2	2	3	3	2	2	3	
5	3	2	4	4	3	2	2	2	3	3	3	2	2	1	3	2	2	1	3	
6	2	2	2	2	2	1	2	2	3	2	2	2	2	1	2	3	1	1	2	
7	3	2	3	2	2	2	1	2	2	3	2	3	3	2	3	2	2	2	3	



c:\adala\ps\psi-50\k-s\pm_1.sav

x58	x59	x60	x61	x62	x63	x64	x65	x66	x67	x68	x69	x70	x71	x72	x73	x74	x75	x76
2	3	2	2	2	2	3	2	3	3	2	2	1	3	3	3	1	2	2
2	2	2	3	2	2	2	2	3	2	3	2	2	2	3	2	2	2	2
2	3	1	3	1	2	2	1	3	1	2	2	2	4	2	3	2	1	1
2	3	2	3	3	2	3	2	3	2	2	3	2	2	3	3	2	2	2
2	2	2	2	1	2	2	1	2	3	2	2	2	3	3	3	1	1	2
1	2	1	3	1	2	2	1	3	2	1	2	2	2	2	3	2	1	1
1	2	1	2	1	2	1	2	2	2	2	4	1	2	1	2	1	1	1
2	2	2	2	2	2	2	2	2	2	3	2	2	2	3	3	2	2	3
1	2	4	2	1	1	1	1	3	2	2	2	3	2	3	3	4	1	3
2	2	2	3	1	2	1	1	3	2	2	2	2	2	3	2	1	1	3
2	2	2	3	2	2	2	2	2	2	2	2	2	2	2	2	2	2	2
1	1	1	4	1	1	1	1	4	2	1	2	1	1	3	4	1	1	3
1	2	1	3	2	2	2	1	2	1	3	1	1	1	2	2	1	1	1
1	2	1	4	2	1	2	1	3	3	3	2	1	3	3	3	2	1	3
1	2	1	4	2	2	4	1	4	3	3	2	2	2	4	3	1	1	1
4	1	1	3	1	1	1	1	3	1	2	2	2	2	3	3	1	1	2
2	2	1	2	1	2	2	2	2	2	2	2	1	2	2	2	2	4	2
2	2	2	1	1	2	1	1	2	4	3	2	1	2	1	2	1	2	1
1	1	1	3	1	1	2	1	3	1	3	1	1	2	3	2	1	1	1
1	1	1	1	1	1	1	1	1	1	1	1	1	1	1	1	1	1	1
3	2	3	1	2	2	2	3	2	2	3	2	2	2	3	3	2	3	2
2	3	2	2	1	4	1	1	4	2	1	1	2	2	1	4	1	3	2
3	3	2	3	2	2	2	2	2	2	2	3	2	2	3	3	2	2	2
3	2	2	2	1	2	2	2	2	2	2	2	2	2	2	2	2	2	2
3	3	2	2	1	2	2	2	2	2	2	2	2	2	2	2	2	2	2
3	3	3	2	2	1	2	2	2	2	2	3	2	2	2	2	3	2	2
2	2	2	2	2	2	2	1	2	2	2	2	1	2	1	2	2	2	2
2	1	1	1	2	2	2	1	2	2	1	2	1	2	2	2	1	2	2
3	3	2	2	3	2	2	2	3	3	2	3	2	2	2	2	2	3	3
1	2	2	2	1	2	2	2	1	2	2	1	2	2	2	2	2	2	1
2	2	2	3	2	3	2	2	2	2	2	2	3	2	2	3	2	3	2
1	1	1	2	1	1	1	1	1	1	1	1	1	2	1	1	1	1	1
1	2	1	2	2	2	2	2	2	1	2	2	2	2	2	2	2	3	2
1	2	3	3	3	2	3	3	2	2	3	2	2	3	2	3	3	3	2
5	2	2	2	3	2	3	2	2	2	2	2	2	1	1	3	2	2	2
5	2	2	3	2	2	2	5	1	2	2	1	2	2	1	2	2	2	2
7	3	3	2	3	3	3	2	2	3	3	2	3	2	2	3	2	3	3


c:\data\psi\psi-93\k-sipm_1.sav

	x77	x78	x79	x80	x81	x82	x83	x84	x85	x86	x87	x88	x89	x90	slpm
1	2	3	1	4	2	2	1	1	2	1	4	1	4	1	214
2	2	3	3	2	2	3	2	2	2	2	3	2	3	2	201
3	2	3	4	4	2	2	3	1	2	2	3	1	3	2	166
4	2	3	3	3	2	3	2	2	2	2	2	2	3	3	220
5	2	3	2	2	2	3	3	1	2	2	3	2	4	2	187
6	2	2	2	1	1	2	3	4	2	1	3	1	3	1	160
7	1	1	1	1	1	2	1	1	2	1	4	1	2	1	140
8	2	2	2	2	2	2	2	2	2	2	3	2	3	2	197
9	1	3	2	2	2	3	2	1	2	1	3	3	3	2	191
10	2	3	3	2	2	3	2	1	2	2	3	2	3	2	179
11	2	2	2	2	2	2	2	2	2	2	2	2	2	2	184
12	1	3	3	3	1	3	2	1	2	3	3	2	4	1	159
13	2	2	3	2	1	3	2	2	2	1	3	1	2	2	147
14	1	2	2	3	2	3	3	1	2	1	4	3	4	2	206
15	1	2	3	4	1	4	2	2	2	3	4	1	4	3	236
16	1	3	2	2	1	3	1	1	2	1	2	1	3	1	177
17	2	2	2	2	2	3	2	2	2	2	3	2	3	2	131
18	1	2	4	1	1	2	1	1	1	1	2	1	2	1	151
19	1	3	1	1	1	3	1	1	1	1	3	1	3	1	132
20	1	1	1	1	1	1	1	1	1	1	1	1	1	1	50
21	2	2	2	2	2	2	2	2	2	3	3	2	2	2	186
22	2	4	1	1	1	2	1	1	2	3	2	1	2	2	181
23	2	2	2	2	1	3	2	2	3	3	2	3	2	2	189
24	3	3	1	2	2	3	2	3	2	3	3	2	2	3	158
25	3	3	1	2	2	3	2	2	2	3	3	2	2	3	200
26	3	3	3	2	2	2	3	1	2	2	3	3	2	2	201
27	2	3	1	1	1	2	1	2	2	2	2	2	1	2	180
28	2	2	2	1	2	1	1	2	2	2	1	1	1	2	150
29	3	3	2	2	2	2	2	2	3	3	2	2	2	3	173
30	1	2	2	2	1	2	2	2	2	1	2	2	2	2	187
31	2	2	2	2	2	3	2	3	3	2	3	2	2	3	184
32	1	2	1	1	1	1	1	1	1	1	1	1	1	1	161
33	2	1	2	2	1	2	1	2	3	2	2	2	2	3	136
34	2	3	2	2	2	3	2	3	3	2	3	3	2	4	200
35	2	2	1	2	2	3	2	3	2	2	3	2	2	2	207
36	2	2	2	2	2	2	2	2	2	2	2	3	2	3	181
37	3	3	2	2	2	3	2	3	3	3	3	2	2	3	201

c:\data\psi\psi-93\k-stpm_t.sav


--

	x01	x02	x03	x04	x05	x06	x07	x08	x09	x10	x11	x12	x13	x14	x15	x16	x17	x18	x19
1	3	3	2	3	2	2	2	3	3	3	2	3	3	3	2	2	3	2	2
2	2	2	2	2	3	1	2	2	3	2	3	2	3	2	3	1	3	2	2
3	2	2	2	2	2	2	2	2	2	2	2	2	2	2	2	2	2	2	2
4	2	2	2	2	1	1	2	2	2	2	1	2	2	2	1	1	2	2	1
5	2	2	2	3	3	2	2	3	2	2	3	3	2	3	3	2	2	2	2
6	3	3	2	3	4	2	2	3	3	2	4	3	3	3	4	2	3	3	2
7	2	2	2	2	2	2	1	2	1	2	2	2	1	2	1	2	2	2	1
8	3	2	2	3	3	1	2	3	3	2	3	3	3	3	3	1	1	3	2
9	2	3	2	1	3	2	2	1	3	2	1	3	3	3	3	2	3	2	2
10	4	3	2	1	2	1	2	1	3	4	2	4	3	4	2	1	3	2	1
11	2	2	2	3	3	1	2	3	3	2	3	3	3	3	3	1	3	3	2
12	3	3	2	3	2	3	2	3	3	3	2	3	3	3	2	3	3	3	3
13	2	3	2	3	3	2	2	3	3	2	3	3	3	3	3	1	3	3	2




c:\addata\psip\psi-93\k-stpm_t.sav

	x20	x21	x22	x23	x24	x25	x26	x27	x28	x29	x30	x31	x32	x33	x34	x35	x36	x37	x38
1	3	2	2	2	3	2	3	3	3	3	2	2	2	3	2	3	3	3	3
2	3	2	2	2	2	2	2	3	3	2	2	2	3	2	2	2	2	3	2
3	2	1	2	2	2	2	2	2	2	2	2	2	1	2	2	2	2	2	2
4	1	1	2	2	2	2	2	2	2	2	2	1	2	2	2	2	1	2	2
5	2	1	2	2	3	2	3	2	2	2	2	2	2	3	2	3	3	2	3
6	3	1	2	2	3	2	3	3	3	3	2	2	2	3	2	3	3	3	3
7	2	2	2	3	2	2	2	2	2	2	3	2	1	2	2	2	2	2	2
8	3	2	2	3	3	2	3	3	3	3	3	2	2	3	2	3	3	3	3
9	3	2	2	2	3	2	2	3	3	2	2	2	1	3	1	3	2	3	3
10	3	1	2	2	1	1	2	3	3	4	2	1	1	4	2	4	4	3	4
11	3	2	2	2	3	2	2	3	3	3	2	2	2	3	2	3	3	3	3
12	3	3	2	2	3	2	3	3	3	3	2	2	2	3	2	3	3	3	3
13	3	1	2	2	3	2	2	3	3	3	2	1	2	3	1	3	2	3	3




c:\data\psi\psi-93\k-sipm_t.sav

x39	x40	x41	x42	x43	x44	x45	x46	x47	x48	x49	x50	x51	x52	x53	x54	x55	x56	x57
2	2	3	3	2	2	2	2	3	2	3	2	3	2	2	3	1	2	2
3	2	2	3	2	2	1	2	2	3	3	2	2	2	2	2	2	2	2
2	2	2	3	2	2	2	1	2	2	2	2	2	2	2	1	1	2	2
1	1	3	3	2	2	1	3	2	1	3	2	2	2	3	3	2	2	3
3	2	3	2	2	2	2	2	3	3	2	3	3	2	3	4	2	2	3
4	2	3	4	3	2	2	3	3	4	2	2	2	2	2	2	2	2	2
2	2	3	3	2	3	2	2	2	2	2	3	3	2	3	3	1	2	3
3	2	3	3	2	3	1	2	3	3	3	2	3	2	3	3	2	2	3
3	2	3	3	2	2	2	2	3	3	3	4	3	2	4	2	2	2	4
2	1	4	4	2	2	2	2	4	2	4	3	3	2	3	3	1	2	3
3	2	3	3	2	2	1	2	3	3	3	3	3	2	3	2	3	2	3
2	2	3	3	2	2	3	2	3	2	3	3	3	2	3	3	2	2	3
3	1	3	3	2	2	2	2	3	3	3	3	3	2	3	2	2	2	3



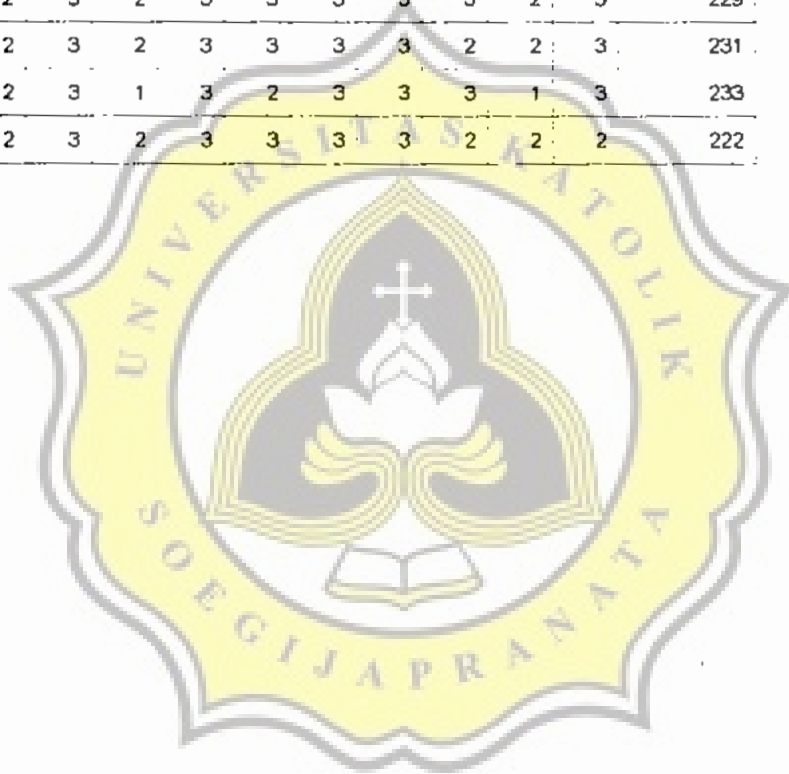
c:\data\psi\psi-93k-stpm_t.sav

	x58	x59	x60	x61	x62	x63	x64	x65	x66	x67	x68	x69	x70	x71	x72	x73	x74	x75	x76
8	3	2	3	2	3	2	3	1	3	2	2	3	2	2	2	2	2	2	3
9	2	2	2	2	2	2	2	2	2	2	2	2	2	2	2	2	2	2	2
0	2	2	1	2	2	2	1	1	2	2	1	2	1	2	2	2	2	1	2
1	2	2	3	3	2	3	3	2	2	2	2	2	1	2	2	3	2	3	2
2	3	3	4	3	3	3	4	2	3	3	2	3	1	2	2	3	2	3	3
3	2	2	2	2	2	2	2	2	2	2	2	2	2	2	3	2	2	2	2
4	3	3	3	3	3	3	3	1	3	3	2	3	2	2	3	3	2	3	3
5	3	2	3	3	3	3	3	2	3	2	2	3	2	2	2	3	2	2	3
6	3	4	2	4	3	4	2	2	3	4	2	3	2	2	2	4	1	4	3
7	3	3	3	3	3	3	3	1	3	3	2	3	2	2	2	3	2	3	3
8	3	3	2	3	3	3	2	3	3	3	3	3	3	2	2	3	2	3	3
9	3	3	3	3	3	3	3	2	3	3	2	3	2	2	2	3	2	2	3
0	3	3	2	3	3	3	2	2	3	3	2	3	2	2	2	3	2	3	3



c:\data\psi\psi-93\k-sipm_t.sav

	x77	x78	x79	x80	x81	x82	x83	x84	x85	x86	x87	x88	x89	x90	slpm
38	3	2	2	2	3	2	2	2	2	3	2	3	2	2	216
39	2	2	2	2	2	2	2	2	2	2	2	2	2	2	192
40	2	2	2	1	2	2	2	2	1	2	2	1	1	3	167
41	2	2	2	2	2	3	2	3	3	2	3	3	2	3	184
42	3	3	2	2	2	3	2	3	3	3	3	4	2	3	226
43	2	2	3	2	2	2	2	2	2	2	2	2	2	3	219
44	3	3	3	2	2	3	2	3	3	3	3	3	2	3	206
45	3	2	2	2	1	3	1	3	2	3	3	3	2	3	226
46	3	4	2	1	2	4	2	4	4	3	4	2	1	4	232
47	3	3	2	2	2	3	2	3	3	3	3	3	2	3	229
48	3	3	2	2	2	3	2	3	3	3	3	2	2	3	231
49	3	3	2	1	2	3	1	3	2	3	3	3	1	3	233
50	3	3	2	2	2	3	2	3	3	3	3	2	2	2	222



LAMPIRAN B

**Hasil uji Kesahihan Butir Angket Sikap terhadap Perilaku Merokok
Remaja**



RELIABILITY ANALYSIS - SCALE (ALPHA)

Item-total Statistics Sikap terhadap Perilaku Merokok Remaja (1)

	Scale Mean if Item Deleted	Scale Variance if Item Deleted	Corrected Item- Total Correlation	Alpha if Item Deleted
X01	186,6600	893,3310	,5229	,9610
X02	186,7200	897,7976	,4279	,9613
X03	186,8600	905,4698	,4271	,9612
X04	186,7200	902,3282	,4026	,9613
X05	186,5600	887,5984	,6553	,9606
X06	186,9600	913,2229	,1697	,9618
X07	186,8800	904,1078	,5233	,9611
X08	186,2600	906,1555	,3677	,9613
X09	186,4400	895,4759	,5318	,9610
X10	186,7200	897,6751	,5083	,9610
X11	186,6600	902,0249	,4021	,9613
X12	186,8400	893,9331	,5258	,9610
X13	186,6000	894,9796	,5344	,9609
X14	186,3200	893,0792	,5630	,9609
X15	186,7800	895,3180	,5767	,9609
X16	186,8400	902,7494	,3852	,9613
X17	186,4600	896,9882	,5439	,9609
X18	186,5400	897,3147	,6621	,9608
X19	186,8200	908,6812	,2948	,9615
X20	186,5400	896,5392	,5369	,9609
X21	186,8200	910,1098	,2728*	,9615
X22	186,7200	908,5731	,3355	,9614
X23	186,4600	913,4780	,1843*	,9617
X24	186,4400	901,9657	,4407	,9612
X25	186,6400	906,9698	,3609	,9613
X26	186,5200	896,4996	,5766	,9609
X27	186,6600	896,3514	,6304	,9608
X28	186,4800	892,8669	,6778	,9606
X29	186,4600	899,2739	,4376	,9612
X30	186,8000	904,4082	,4608	,9612
X31	186,5800	909,4322	,2316*	,9617
X32	187,0800	916,5241	,1252*	,9618
X33	186,5200	891,9690	,6592	,9607
X34	186,7800	908,9914	,3376	,9614
X35	186,5800	891,1057	,7107	,9606
X36	186,4000	894,9388	,6001	,9608
X37	186,3200	892,5894	,6977	,9606
X38	186,4400	897,3127	,5307	,9610
X39	186,6200	894,8935	,5439	,9609
X40	186,9200	908,3608	,4373	,9612
X41	186,5200	890,8261	,5772	,9608
X42	186,3800	899,3424	,3673	,9615

RELIABILITY ANALYSIS - SCALE (ALPHA)

Item-total Statistics Sikap terhadap Perilaku Merokok Remaja (1)

	Scale Mean if Item Deleted	Scale Variance if Item Deleted	Corrected Item- Total Correlation	Alpha if Item Deleted
X43	186,5200	906,8261	,3410	,9614
X44	186,5800	908,4118	,3016	,9615
X45	186,9200	909,2996	,2842	,9615
X46	186,7000	900,3367	,4984	,9611
X47	186,4000	891,4694	,6562	,9607
X48	186,6600	895,5759	,5463	,9609
X49	186,4000	894,3673	,6415	,9607
X50	186,7600	896,2269	,5229	,9610
X51	186,4600	894,4167	,5811	,9608
X52	187,0000	910,3673	,2091	,9615
X53	186,1800	894,4363	,5660	,9609
X54	186,5800	897,5547	,5081	,9610
X55	186,5200	912,1731	,1793*	,9618
X56	186,9200	905,0139	,4421	,9612
X57	186,4400	894,9453	,5861	,9608
X58	186,5600	896,9453	,4963	,9610
X59	186,4800	893,0302	,6448	,9607
X60	186,6800	896,0343	,4905	,9611
X61	186,2000	900,1224	,4242	,9612
X62	186,8000	892,2857	,6136	,9607
X63	186,5400	898,9882	,4809	,9611
X64	186,6200	893,7506	,5899	,9608
X65	187,1000	907,6429	,3734	,9613
X66	186,2200	903,1139	,4052	,9613
X67	186,4800	897,4792	,5384	,9610
X68	186,6800	910,5070	,2807	,9615
X69	186,5000	900,4592	,4953	,9611
X70	186,9200	904,4013	,4574	,9612
X71	186,7000	913,1122	,2497*	,9615
X72	186,5000	907,2347	,3108	,9615
X73	186,1200	899,6996	,5122	,9610
X74	186,9200	908,2384	,3289	,9614
X75	186,6600	902,8412	,3353	,9615
X76	186,5800	896,0608	,5451	,9609
X77	186,6400	897,1331	,5439	,9609
X78	186,2200	902,0935	,4491	,9612
X79	186,6600	912,8004	,1706*	,9618
X80	186,7600	903,3696	,3802	,9613
X81	187,0000	905,2653	,5036	,9611
X82	186,1600	899,4024	,5168	,9610
X83	186,8600	910,0820	,2952	,9615
X84	186,6600	897,1670	,4608	,9611
X85	186,5400	902,5800	,4562	,9611
X86	186,5800	894,3710	,5593	,9609
X87	186,0200	901,1629	,4299	,9612
X88	186,7000	896,2551	,5114	,9610
X89	186,4400	915,7208	,0882*	,9622
X90	186,4400	893,9657	,5457	,9609

Reliability Coefficients

N of Cases = 50,0

N of Items = 90

Alpha = ,9616

RELIABILITY ANALYSIS - SCALE (ALPHA)

Item-total Statistics Sikap terhadap Perilaku Merokok Remaja (2)

	Scale Mean if Item Deleted	Scale Variance if Item Deleted	Corrected Item- Total Correlation	Alpha if Item Deleted
X01	168,5800	832,7384	,4988	,9636
X02	168,6400	835,0922	,4436	,9638
X03	168,7800	844,6241	,3874	,9638
X04	168,6400	839,9494	,4096	,9638
X05	168,4800	826,6629	,6420	,9632
X07	168,8000	843,1020	,4058	,9637
X08	168,1800	845,0078	,3391	,9639
X09	168,3600	834,1127	,5211	,9635
X10	168,6400	834,2351	,5443	,9635
X11	168,5800	839,9220	,4029	,9638
X12	168,7600	829,5331	,5811	,9634
X13	168,5200	834,4180	,5063	,9636
X14	168,2400	831,8188	,5522	,9634
X15	168,7000	832,2959	,6056	,9633
X16	168,7600	843,3290	,3237	,9640
X17	168,3800	835,3424	,5379	,9635
X18	168,4600	836,4984	,6297	,9633
X19	168,7400	840,2371	,2461	,9641
X20	168,4600	834,4576	,5418	,9635
X22	168,6400	847,2963	,3057	,9640
X24	168,3600	838,8473	,4672	,9637
X25	168,5600	840,7820	,3036	,9640
X26	168,4400	834,7820	,5727	,9634
X27	168,5000	833,5955	,6550	,9633
X28	168,4000	831,0612	,6795	,9632
X29	168,3800	836,0363	,4654	,9637
X30	168,7200	842,2465	,4612	,9637
X33	168,4400	820,5371	,7015	,9631
X34	168,7000	848,4184	,2846	,9640
X35	168,5000	820,5408	,7334	,9630
X36	168,3200	833,5282	,5900	,9634
X37	168,2400	831,4922	,6809	,9632
X38	168,3600	834,1943	,5602	,9634
X39	168,5400	832,7433	,5514	,9634
X40	168,8400	846,7494	,4124	,9636
X41	168,4400	826,4555	,6333	,9632
X42	168,3000	834,1327	,4277	,9639
X43	168,4400	846,0065	,3038	,9640
X44	168,5000	846,6224	,2884	,9640
X45	168,8400	846,6078	,2925	,9640
X46	168,6200	840,2404	,4487	,9637
X47	168,3200	829,2033	,6680	,9632

RELIABILITY ANALYSIS - SCALE (ALPHA)

Item-total Statistics Sikap terhadap Perilaku Merokok Remaja (2)

	Scale Mean if Item Deleted	Scale Variance if Item Deleted	Corrected Item- Total Correlation	Alpha if Item Deleted
X48	168,5800	832,9016	,5657	,9634
X49	168,3200	832,5694	,6411	,9633
X50	168,6800	834,0996	,5289	,9635
X51	168,3800	832,8935	,5745	,9634
X52	168,9200	847,4894	,2957	,9640
X53	168,1000	834,5816	,5211	,9635
X54	168,5000	834,5816	,5330	,9635
X56	168,8400	843,3208	,4280	,9637
X57	168,3600	831,2555	,6317	,9633
X58	168,4800	833,3159	,5353	,9635
X59	168,4000	830,9796	,6523	,9632
X60	168,6000	833,5102	,5222	,9635
X61	168,1200	839,3731	,3964	,9639
X62	168,7200	828,8100	,6540	,9632
X63	168,4600	835,3555	,5205	,9635
X64	168,5400	831,6004	,5987	,9633
X65	168,0200	844,5098	,3999	,9638
X66	168,1400	842,4962	,3687	,9639
X67	168,4000	835,5489	,5439	,9635
X68	168,6000	849,6327	,2372	,9641
X69	168,4200	837,6363	,5165	,9635
X70	168,8400	872,3412	,4572	,9637
X72	168,4200	847,1057	,2583	,9641
X73	168,8400	830,4882	,4922	,9636
X74	168,8400	845,3616	,3457	,9639
X75	168,5000	837,9220	,3926	,9639
X76	168,5000	834,0510	,5677	,9634
X77	168,5600	833,3943	,5893	,9634
X78	168,1400	840,5718	,4351	,9637
X80	168,6800	844,0996	,3134	,9640
X81	168,9200	842,8098	,5133	,9636
X82	168,0800	838,1567	,4980	,9636
X83	168,7800	848,9098	,2605	,9641
X84	168,5800	832,7384	,5141	,9636
X85	168,4600	839,1106	,4933	,9636
X86	168,5000	830,7057	,5999	,9633
X87	167,9400	840,9963	,3858	,9639
X88	168,6200	832,9343	,5440	,9635
X90	168,3600	830,3984	,5848	,9634

Reliability Coefficients

N of Cases = 50,0

N of Items = 81

Alpha = ,9640

RELIABILITY ANALYSIS - SCALE (ALPHA)

Item-total Statistics Sikap terhadap Perilaku Merokok Remaja (3)

	Scale Mean if Item Deleted	Scale Variance if Item Deleted	Corrected Item- Total Correlation	Alpha if Item Deleted
X01	160,6400	795,9086	,4906	,9640
X02	160,7000	797,4796	,4506	,9641
X03	160,8400	801,8106	,3672	,9641
X04	160,7000	802,2143	,4182	,9642
X05	160,5400	789,9678	,6337	,9636
X07	160,8600	806,0412	,4729	,9641
X08	160,2400	807,9412	,3275	,9644
X09	160,4200	796,9424	,5193	,9639
X10	160,7000	796,6633	,5522	,9638
X11	160,6400	802,3984	,4063	,9642
X12	160,8200	791,6608	,5969	,9637
X13	160,5800	797,1914	,5012	,9640
X14	160,3000	794,9898	,5440	,9639
X15	160,7600	794,5943	,6181	,9637
X16	160,8200	806,7220	,3038	,9645
X17	160,4400	798,6100	,5242	,9639
X18	160,5200	799,6016	,6176	,9638
X20	160,5200	797,1118	,5441	,9639
X22	160,7000	810,0102	,2981	,9644
X24	160,4200	801,1873	,4751	,9640
X25	160,6200	809,9139	,2848	,9644
X26	160,5000	797,4388	,5749	,9638
X27	160,6400	795,9494	,6668	,9636
X28	160,4600	793,9670	,6774	,9636
X29	160,4400	798,4555	,4719	,9641
X30	160,7800	804,8202	,4610	,9641
X33	160,5000	790,7857	,7175	,9634
X34	160,7600	811,4195	,2673+	,9644
X35	160,5600	790,9861	,7450	,9634
X36	160,3800	796,2404	,5915	,9637
X37	160,3000	794,5816	,6736	,9636
X38	160,4200	796,4110	,5736	,9638
X39	160,6000	795,3469	,5557	,9638
X40	160,9000	809,3571	,4074	,9642
X41	160,5000	788,3367	,6557	,9635
X42	160,3600	795,8269	,4479	,9642
X43	160,5000	808,8673	,2939	,9644
X44	160,5600	809,2718	,2837	,9645
X45	160,9000	809,2755	,2888	,9644
X46	160,6800	803,7731	,4243	,9641
X47	160,3800	792,0771	,6698	,9635
X48	160,6400	795,2147	,5769	,9638

RELIABILITY ANALYSIS - SCALE (ALPHA)

Item-total Statistics Sikap terhadap Perilaku Merokok Remaja (3)

	Scale Mean if Item Deleted	Scale Variance if Item Deleted	Corrected Item- Total Correlation	Alpha if Item Deleted
X49	160,3800	795,4649	,6389	,9636
X50	160,7400	796,9718	,5262	,9639
X51	160,4400	796,0473	,5656	,9638
X52	160,9800	810,0200	,3024	,9644
X53	160,1600	798,2596	,4992	,9640
X54	160,5600	796,9061	,5412	,9639
X56	160,9000	806,0918	,4213	,9642
X57	160,4200	793,5547	,6448	,9636
X58	160,5400	795,6412	,5456	,9639
X59	160,4600	793,7637	,6535	,9636
X60	160,6600	795,8206	,5326	,9639
X61	160,1800	802,5990	,3830	,9643
X62	160,7800	791,2363	,6649	,9635
X63	160,5200	797,3976	,5371	,9639
X64	160,6000	794,6122	,5939	,9637
X65	161,0800	806,9731	,4018	,9642
X66	160,2000	805,4694	,3583	,9643
X67	160,4600	797,8045	,5508	,9638
X69	160,4800	799,9690	,5257	,9639
X70	160,9000	805,1939	,4487	,9641
X73	160,1000	801,3980	,4855	,9640
X74	160,9000	807,8078	,3450	,9643
X75	160,6400	799,7045	,4111	,9643
X76	160,5600	796,4963	,5755	,9638
X77	160,6200	795,7098	,6009	,9637
X78	160,2000	803,3878	,4297	,9641
X80	160,7400	807,7882	,2856	,9645
X81	160,9800	805,5710	,5064	,9640
X82	160,1400	801,3882	,4830	,9640
X84	160,6400	794,8065	,5296	,9639
X85	160,5200	801,4792	,5009	,9640
X86	160,5600	793,2718	,6080	,9637
X87	160,0000	804,4898	,3643	,9643
X88	160,6800	795,4465	,5502	,9638
X90	160,4200	793,0241	,5896	,9637

Reliability Coefficients

N of Cases = 50,0

N of Items = 17

Alpha = ,9644

RELIABILITY ANALYSIS - SCALE (ALPHA)

Item-total Statistics Sikap terhadap Perilaku Merokok Remaja (4)

	Scale Mean if Item Deleted	Scale Variance if Item Deleted	Corrected Item- Total Correlation	Alpha if Item Deleted
X01	158,7200	787,3486	,4855	,9641
X02	158,7800	708,6649	,4507	,9642
X03	158,9200	799,1163	,3613	,9643
X04	150,7000	793,5220	,4147	,9642
X05	158,6200	781,2200	,6333	,9636
X07	158,9400	797,2820	,4695	,9641
X08	158,3200	799,2833	,3217	,9644
X09	158,5000	788,0918	,5203	,9640
X10	158,7800	787,9710	,5494	,9639
X11	158,7200	793,7567	,4017	,9643
X12	158,9000	782,6633	,6017	,9637
X13	158,6600	780,6780	,4990	,9640
X14	158,3800	786,1588	,5448	,9639
X15	158,8400	785,6882	,6209	,9637
X16	158,9000	798,2959	,2935	,9645
X17	158,5200	789,0073	,5221	,9639
X18	158,6000	790,9388	,6127	,9638
X20	158,6000	788,2857	,5445	,9639
X22	158,7800	801,1955	,2961	,9644
X24	158,5000	792,2551	,4778	,9641
X25	158,7000	801,3980	,2744	,9645
X26	158,5800	780,8200	,5699	,9638
X27	158,7200	787,0220	,6704	,9636
X28	158,5400	785,2739	,6749	,9636
X29	158,5200	789,5608	,4737	,9641
X30	158,8600	796,2045	,4541	,9641
X33	158,5800	781,9220	,7198	,9634
X35	158,6400	782,1943	,7455	,9634
X36	158,4600	787,5596	,5884	,9638
X37	158,3800	785,8731	,6713	,9636
X38	158,5000	787,6429	,5727	,9638
X39	158,6000	786,5894	,5547	,9639
X40	158,9800	800,6731	,4001	,9642
X41	158,5800	779,3506	,6605	,9635
X42	158,4400	786,9045	,4503	,9642
X43	158,5800	800,2894	,2859	,9645
X44	158,6400	800,5208	,2804	,9645
X45	158,9800	800,5098	,2858	,9645
X46	158,7600	795,1249	,4191	,9642
X47	158,4600	783,3555	,6604	,9636
X48	158,7200	786,5322	,5741	,9638
X49	158,4600	786,7433	,6360	,9637

RELIABILITY ANALYSIS - SCALE (ALPHA)

Item-total Statistics Sikap terhadap Perilaku Merokok Remaja (4)

	Scale Mean if Item Deleted	Scale Variance if Item Deleted	Corrected Item- Total Correlation	Alpha if item Deleted
X51	158,8200	788,0690	,5284	,9639
X52	159,5200	787,1527	,5678	,9638
X53	159,0600	801,0780	,3043	,9644
X53	158,2400	789,5739	,4961	,9640
X54	158,6400	788,1535	,5418	,9639
X56	159,9800	797,2037	,9222	,9642
X57	158,5000	784,5408	,6504	,9636
X58	158,6200	786,5261	,5529	,9639
X59	158,5400	784,8657	,6563	,9636
X60	158,7400	786,9718	,5336	,9639
X61	158,2600	793,7882	,3824	,9643
X62	158,8600	782,2861	,6691	,9636
X63	158,6000	788,3265	,5435	,9639
X64	159,6000	795,8955	,5921	,9638
X65	159,1600	797,9739	,4061	,9642
X66	158,2800	796,6955	,3563	,9644
X67	158,5400	788,8249	,5551	,9639
X68	158,5600	790,9861	,5300	,9639
X70	158,9800	796,2649	,4510	,9641
X73	158,1800	792,5180	,4068	,9640
X74	158,9800	799,0812	,3733	,9643
X75	159,7200	790,4914	,4193	,9643
X76	158,6400	787,5412	,5793	,9638
X77	159,7000	786,6633	,6072	,9637
X78	158,2800	794,5322	,4300	,9642
X80	158,8200	799,1710	,2795	,9646
X81	159,0600	796,7106	,5066	,9640
X82	159,2200	792,5833	,4823	,9640
X84	158,7200	785,7159	,5360	,9639
X85	158,6000	792,3673	,5086	,9640
X86	158,6400	784,1535	,6158	,9637
X87	158,0800	795,8302	,3597	,9644
X88	158,7600	786,5535	,5524	,9639
X90	158,5000	784,0510	,5938	,9637

Reliability Coefficients

N of Cases = 50,0

N of Items = 76

Alpha = ,9644

RELIABILITY ANALYSIS - SCALE (ALPHA)

Item-total Statistics Sikap terhadap Perilaku Merokok Remaja (5)

	Scale Mean if Item Deleted	Scale Variance if Item Deleted	Corrected Item- Total Correlation	Alpha if Item Deleted
X01	156,6600	111,6984	,4809	,9641
X02	156,7200	778,5731	,4552	,9642
X03	156,8600	789,4698	,3530	,9644
X04	156,7200	783,7159	,4123	,9643
X05	156,5600	111,6392	,6219	,9637
X07	156,8800	787,5771	,4619	,9642
X08	156,2600	789,5433	,3161	,9645
X09	156,4400	770,2106	,5206	,9640
X10	156,7200	118,8424	,5509	,9639
X11	156,6600	764,1065	,3956	,9643
X12	156,8400	112,4229	,6106	,9637
X13	156,6000	779,0204	,4940	,9641
X14	156,3200	116,1404	,5484	,9639
X15	156,7800	775,8486	,6205	,9637
X16	156,8400	788,8718	,3814	,9646
X17	156,4600	780,1718	,5179	,9640
X19	156,5400	781,1922	,6083	,9638
X20	156,5400	778,4984	,5425	,9639
X23	156,7200	791,4302	,3905	,9645
X24	156,4400	782,3331	,4785	,9641
X26	156,5200	119,0710	,5666	,9639
X27	156,6600	777,1678	,6702	,9637
X28	156,4800	115,5608	,6712	,9636
X29	156,4600	779,4780	,4783	,9641
X30	156,8000	786,4898	,4477	,9642
X33	156,5200	771,9282	,7240	,9635
X35	156,5800	112,3710	,7452	,9635
X36	156,4000	777,7551	,5868	,9638
X37	156,3200	116,1812	,6668	,9637
X38	156,4400	777,7208	,5741	,9639
X39	156,6200	116,9751	,5489	,9639
X40	156,9200	790,8914	,3937	,9643
X41	156,5200	769,3159	,6653	,9636
X42	156,3800	776,6486	,4579	,9643
X43	156,5200	790,5404	,2806	,9646
X44	156,5800	790,5751	,2803	,9646
X45	156,9200	790,8098	,2790	,9646
X46	156,7000	785,4796	,4119	,9643
X47	156,4000	113,5918	,6665	,9636
X48	156,6600	776,7596	,5720	,9639
X49	156,4000	116,9796	,6342	,9637
X50	156,7600	778,2269	,5278	,9640

RELIABILITY ANALYSIS - SCALE (ALPHA)

Item-total Statistics Sikap terhadap Perilaku Merokok Remaja (5)

	Scale Mean if Item Deleted	Scale Variance if Item Deleted	Corrected Item- Total Correlation	Alpha if Item Deleted
X51	156,4600	117,1514	,5712	,9639
X52	157,0000	791,0204	,3076	,9645
X53	156,1800	180,0282	,4882	,9641
X54	156,5800	778,1261	,5457	,9639
X56	156,9200	787,2588	,4228	,9642
X57	156,4400	774,5789	,6534	,9637
X58	156,5600	116,3331	,5606	,9639
X59	156,4800	774,9078	,6591	,9637
X60	156,6800	116,9159	,5381	,9640
X61	156,2000	783,9592	,3096	,9644
X62	156,8000	112,2857	,6731	,9636
X63	156,5400	778,3351	,5465	,9639
X64	156,6200	116,1588	,5892	,9638
X65	157,1000	787,9286	,4097	,9643
X66	156,2200	186,9098	,3528	,9644
X67	156,4800	778,9894	,5541	,9639
X69	156,5000	180,9082	,5351	,9640
X70	156,9200	786,2384	,4543	,9642
X73	156,1200	182,6792	,4852	,9641
X74	156,9200	788,9322	,3494	,9644
X75	156,6600	180,1882	,4281	,9643
X76	156,5800	777,3914	,5865	,9638
X77	156,6400	116,5208	,6144	,9638
X78	156,2200	784,7057	,4270	,9642
X80	156,7600	189,5331	,2722	,9646
X81	157,0000	786,7347	,5085	,9641
X82	156,1600	182,1494	,4806	,9641
X84	156,6600	175,6167	,5414	,9639
X85	156,5400	182,2127	,5158	,9640
X86	156,5800	774,0445	,6220	,9637
X87	156,0200	186,1424	,3541	,9644
X88	156,7000	776,3367	,5607	,9639
X90	156,4400	113,9657	,5993	,9638

Reliability Coefficients

N of Cases = 50,0

N of Items = 75

Alpha = ,9645

RELIABILITY ANALYSIS - SCALE (ALPHA)

Item-total Statistics Sikap terhadap Perilaku Merokok Remaja (6)

	Scale Mean if Item Deleted	Scale Variance if Item Deleted	Corrected Item Total Correlation	Alpha if Item Deleted
X01	154,7200	766,3690	,4732	,9643
X02	154,7800	766,7057	,4500	,9644
X03	154,9200	777,9935	,3937	,9645
X04	154,7800	772,0118	,4116	,9644
X05	154,6200	760,2812	,6215	,9639
X07	154,9400	776,0167	,4549	,9643
X08	154,3200	777,9771	,3101	,9646
X09	154,5000	766,7857	,5142	,9642
X10	154,7800	766,1751	,5552	,9641
X11	154,7200	772,4506	,3935	,9645
X12	154,9000	760,4184	,6185	,9639
X13	154,6600	767,6167	,4871	,9642
X14	154,3800	764,6894	,5432	,9641
X15	154,8400	763,9321	,6266	,9639
X16	154,9000	777,4388	,2732*	,9648
X17	154,5200	768,5812	,5148	,9642
X18	154,6000	769,7143	,6009	,9640
X20	154,6000	766,6939	,5452	,9641
X22	154,7800	779,8894	,2828	,9647
X24	154,5000	770,3367	,4856	,9642
X26	154,5800	767,4322	,5650	,9640
X27	154,7200	765,3486	,6740	,9638
X28	154,5700	763,8861	,6712	,9638
X29	154,5200	767,7241	,4795	,9643
X30	154,8600	774,6535	,4502	,9643
X33	154,5000	760,0037	,7311	,9636
X35	154,6400	760,5616	,7495	,9636
X36	154,4600	766,1310	,5851	,9640
X37	154,3800	764,6486	,6628	,9638
X38	154,5000	765,6837	,5029	,9640
X39	154,6800	765,0792	,5539	,9641
X40	154,9800	779,0404	,3962	,9644
X41	154,5800	757,2690	,6745	,9637
X42	154,4400	764,3739	,4695	,9644
X43	154,5800	779,0649	,2721*	,9647
X44	154,6400	778,8882	,2776*	,9647
X45	154,9800	778,8363	,2841	,9647
X46	154,7600	774,1861	,3995	,9644
X47	154,4600	761,8861	,6677	,9638
X48	154,7200	764,8180	,5703	,9640
X49	154,4600	765,3555	,6326	,9639
X50	154,8200	766,4363	,5301	,9641

RELIABILITY ANALYSIS - SCALE (ALPHA)

Item-total Statistics Sikap terhadap Perilaku Merokok Remaja (6)

	Scale Mean if Item Deleted	Scale Variance if Item Deleted	Corrected Item- Total Correlation	Alpha if Item Deleted
X51	154,5200	765,6424	,5668	,9640
X52	155,0600	779,1180	,3111	,9646
X53	154,2400	768,7576	,4777	,9643
X54	154,6400	766,3576	,5475	,9641
X56	154,9800	775,6527	,4180	,9644
X57	154,5000	761,5633	,6597	,9638
X58	154,6200	764,4445	,5655	,9640
X59	154,5400	763,2331	,6592	,9638
X60	154,7400	765,0127	,5431	,9641
X61	154,2600	772,5637	,3727	,9646
X62	154,8600	760,5310	,6756	,9637
X63	154,6000	766,3265	,5543	,9641
X64	154,6800	764,7527	,5825	,9640
X65	155,1600	776,1371	,4105	,9644
X66	154,2800	775,4302	,3456	,9646
X67	154,5400	767,1514	,5577	,9641
X69	154,5600	769,1886	,5375	,9641
X70	154,9800	774,5098	,4536	,9643
X73	154,1800	771,1302	,4804	,9642
X74	154,9800	777,1629	,3493	,9645
X75	154,7200	768,2057	,4339	,9644
X76	154,6400	765,6229	,5885	,9640
X77	154,7000	764,6224	,6200	,9639
X78	154,2800	772,9404	,4204	,9644
X81	155,0600	775,0371	,5064	,9642
X82	154,2200	771,1955	,4759	,9643
X84	154,7200	763,5527	,5500	,9641
X85	154,6000	770,4898	,5158	,9642
X86	154,6400	762,3167	,6236	,9639
X87	154,0800	774,7282	,3458	,9646
X88	154,7600	764,5943	,5622	,9640
X90	154,5000	762,2143	,6014	,9639

Reliability Coefficients

N of Cases = 50,0

N of Items = 74

Alpha = ,9646

RELIABILITY ANALYSIS - SCALE (ALPHA)

Item-total Statistics Sikap terhadap Perilaku Merokok Remaja (7)

	Scale Mean if Item Deleted	Scale Variance if Item Deleted	Corrected Item- Total Correlation	Alpha if Item Deleted
X01	148,5600	734,6596	,4669	,9647
X02	148,6200	734,7710	,4573	,9648
X03	148,7600	746,1453	,3314	,9650
X04	148,6200	739,9139	,4111	,9648
X05	148,4600	728,2943	,6242	,9642
X07	148,7800	744,3304	,4366	,9648
X08	148,1600	746,3004	,2941	,9651
X09	148,3400	735,0861	,5069	,9646
X10	148,6200	734,1996	,5548	,9644
X11	148,5600	740,6188	,3863	,9649
X12	148,7400	727,7065	,6375	,9642
X13	148,5000	735,7653	,4830	,9647
X14	148,2200	733,1139	,5342	,9645
X15	148,6800	731,5690	,6376	,9642
X17	148,3600	736,7249	,5100	,9646
X18	148,4400	738,2106	,5831	,9644
X20	148,4400	734,7820	,5429	,9645
X22	148,6200	748,4037	,2580*	,9651
X24	148,3400	738,5147	,4787	,9646
X26	148,4200	735,9629	,5502	,9645
X27	148,5600	734,9861	,6856	,9642
X28	148,3800	731,8731	,6732	,9642
X29	148,3600	735,3371	,4879	,9646
X30	148,7000	742,8265	,4394	,9647
X33	148,4200	727,6771	,7434	,9640
X35	148,4800	728,2955	,7604	,9639
X36	148,3000	734,7041	,5702	,9644
X37	148,2200	733,0322	,6533	,9642
X38	148,3400	733,4535	,5894	,9644
X39	148,5200	732,9078	,5588	,9644
X40	148,8200	747,3343	,3744	,9649
X41	148,4200	724,7792	,6890	,9640
X42	148,3800	732,0833	,4761	,9648
X45	148,8200	746,9261	,2743*	,9651
X46	148,6000	742,3673	,3901	,9649
X47	148,3000	729,8870	,6702	,9641
X48	148,5600	732,9045	,5771	,9644
X49	148,3000	733,4399	,6311	,9643
X50	148,6600	734,0657	,5392	,9645
X51	148,3600	733,4596	,5720	,9644
X52	148,9000	746,7857	,3134	,9650
X53	148,0800	737,2588	,4643	,9647

RELIABILITY ANALYSIS - SCALE (ALPHA)

Item-total Statistics Sikap terhadap Perilaku Merokok Remaja (7)

	Scale Mean if Item Deleted	Scale Variance if Item Deleted	Corrected Item- Total Correlation	Alpha if Item Deleted
X54	148,4800	734,2547	,5502	,9645
X56	148,8200	743,5792	,4143	,9648
X57	148,3400	730,2290	,6732	,9641
X58	148,4600	731,8453	,5810	,9644
X59	148,3800	731,2200	,6615	,9642
X60	148,5800	732,8200	,5484	,9645
X61	148,1000	741,0306	,3587	,9650
X62	148,7000	728,0918	,6897	,9641
X63	148,4400	733,6392	,5719	,9644
X64	148,5200	732,6220	,5068	,9644
X65	149,0000	743,7143	,4178	,9648
X66	148,1200	743,7404	,3326	,9650
X67	148,3800	735,0159	,5610	,9644
X69	148,4000	736,7755	,5453	,9645
X70	148,8200	742,3955	,4520	,9647
X73	148,0200	739,4486	,4690	,9647
X74	148,8200	745,1710	,3424	,9650
X75	148,5600	735,3943	,4508	,9648
X76	148,4800	733,6424	,5886	,9644
X77	148,5400	731,9269	,6395	,9642
X78	148,1200	741,0873	,4207	,9648
X81	148,9000	742,7857	,5093	,9646
X82	148,0600	739,5678	,4630	,9647
X84	148,5600	730,9045	,5060	,9644
X85	148,4400	738,0065	,5273	,9645
X86	148,4800	730,0098	,6333	,9642
X87	147,9200	743,0955	,3323	,9650
X88	148,6000	732,0531	,5618	,9644
X90	148,3400	729,8616	,6118	,9643

Reliability Coefficients

N of Cases = 50,0

N of Items = 11

Alpha = ,9650

RELIABILITY ANALYSIS - SCALE (ALPHA)

Item-total Statistics Sikap terhadap Perilaku Merokok Remaja (8)

	Scale Mean if Item Deleted	Scale Variance if Item Deleted	Corrected Item- Total Correlation	Alpha if Item Deleted
X01	144,8000	716,2857	,4670	,9650
X02	144,8600	716,2045	,4616	,9650
X03	145,0000	727,7959	,3263	,9652
X04	144,8600	721,2657	,4167	,9650
X05	144,7000	710,0102	,6242	,9645
X07	145,0200	720,2241	,4234	,9650
X08	144,4000	728,0000	,2880	,9651
X09	144,5800	716,9016	,5024	,9648
X10	144,8600	716,1229	,5476	,9647
X11	144,8000	722,4490	,3796	,9651
X12	144,9800	709,2037	,6427	,9644
X13	144,7400	717,6657	,4763	,9649
X14	144,4600	714,9065	,5310	,9647
X15	144,9200	713,1363	,6404	,9644
X17	144,6000	718,4490	,5070	,9648
X18	144,6800	720,0180	,5762	,9647
X20	144,6800	716,6710	,5364	,9647
X24	144,5800	720,1261	,4781	,9649
X26	144,6600	717,9024	,5415	,9647
X27	144,8000	714,6531	,6053	,9644
X28	144,6200	713,7506	,6675	,9644
X29	144,6000	716,9796	,4876	,9649
X30	144,9400	724,4657	,4360	,9650
X33	144,6600	709,4127	,7432	,9642
X35	144,7200	710,0833	,7585	,9641
X36	144,5400	716,8249	,5572	,9647
X37	144,4600	714,8657	,6483	,9644
X38	144,5800	715,0649	,5905	,9646
X39	144,7600	714,5535	,5591	,9646
X40	145,0600	729,0371	,3654	,9651
X41	144,6600	706,3922	,6932	,9642
X42	144,5200	713,8873	,4733	,9650
X46	144,8400	723,9739	,3883	,9651
X47	144,5400	711,6412	,6608	,9644
X48	144,8000	714,3673	,5820	,9646
X49	144,5400	715,3555	,6237	,9645
X50	144,9000	715,5612	,5429	,9647
X51	144,6000	714,8980	,5774	,9646
X52	145,1400	728,1229	,3181	,9652
X53	144,3200	718,9159	,4629	,9649
X54	144,7200	715,7567	,5538	,9647
X56	145,0600	725,1188	,4139	,9650

RELIABILITY ANALYSIS - SCALE (ALPHA)

Item-total Statistics Sikap terhadap Perilaku Merokok Remaja (B)

	Scale Mean if Item Deleted	Scale Variance if Item Deleted	Corrected Item- Total Correlation	Alpha if Item Deleted
X57	144,5800	711,9220	,6732	,9643
X58	144,7000	713,1122	,5908	,9646
X59	144,6200	712,6078	,6694	,9644
X60	144,8200	714,4771	,5485	,9647
X61	144,3400	722,5555	,3594	,9652
X62	144,9400	709,6006	,6940	,9643
X63	144,6800	714,9567	,5804	,9646
X64	144,7600	714,3086	,5862	,9646
X65	145,2400	725,0024	,4255	,9650
X66	144,3600	725,4188	,3204	,9653
X67	144,6200	716,8935	,5544	,9647
X69	144,6400	718,1943	,5507	,9647
X70	145,0600	723,8535	,4547	,9649
X73	144,2600	721,1759	,4648	,9649
X74	145,0600	726,6290	,3438	,9652
X75	144,8000	716,6122	,4598	,9650
X76	144,7200	715,2261	,5904	,9646
X77	144,7800	713,1139	,6525	,9644
X78	144,3600	722,6433	,4207	,9650
X81	145,1400	724,2045	,5137	,9648
X82	144,3000	721,1531	,4628	,9649
X84	144,8000	712,2449	,5739	,9646
X85	144,6800	719,3649	,5342	,9647
X86	144,7200	711,7159	,6330	,9644
X87	144,1600	724,6678	,3312	,9653
X88	144,8400	714,2596	,5631	,9646
X90	144,5800	711,3914	,6158	,9645

Reliability Coefficients

N of Cases = 50,0

N of Items = 69

Alpha = ,9652

LAMPIRAN C

Angket Sikap terhadap Perilaku Merokok Remaja



IDENTITAS

Berilah tanda silang (x) pada salah satu jawaban berikut :

1. Apakah Anda merokok:
 - a. Ya
 - b. Tidak
 Kalau ya berapa batang perhari.....
2. Status Anda :
 - a. Menikah
 - b. Belum menikah
3. Apakah Anda mempunyai anak laki-laki yang berusia 13 - 22 tahun :
 - a. Ya
 - b. Tidak

PETUNJUK PENGISIAN ANGGKET

Di halaman berikut ini akan ada beberapa pernyataan yang harus Anda jawab, untuk itu saya mengharapkan kesediaan Anda untuk mengisi pernyataan ini. Sebelum Anda menjawab pernyataan ini, ada beberapa hal yang perlu diperhatikan, yaitu:

1. Bacalah masing-masing pernyataan dengan teliti dan jawablah dengan sejujurnya
2. Jawaban Anda akan dirahasiakan, untuk itu Anda tidak perlu menulis identitas diri Anda
3. Pilihlah salah satu jawaban yang paling sesuai dengan keadaan Anda dengan memberi tanda silang (X) pada :

SS	jika Anda Sangat Setuju dengan pernyataan tersebut
S	jika Anda Setuju dengan pernyataan tersebut
TS	jika Anda Tidak Setuju dengan pernyataan tersebut
STS	jika Anda Sangat Tidak Setuju dengan pernyataan tersebut
4. Semua jawaban Anda dapat diterima dan tidak ada jawaban Anda yang salah

Selamat mengisi dan terima kasih atas partisipasinya !

1. Menurut saya remaja yang merokok lebih baik daripada remaja yang terlibat narkoba SS S TS STS
2. Menurut saya remaja yang merokok itu tidak baik dilakukan SS S TS STS
3. Saya tidak merasa bersalah apabila anak saya merokok SS S TS STS
4. Saya tidak senang bila remaja menganggap merokok itu suatu kesenangan SS S TS STS
5. Saya akan memberikan kesempatan pada anak saya untuk merokok SS S TS STS
6. Menurut pendapat saya remaja yang merokok memiliki rasa percaya diri yang tinggi SS S TS STS
7. Menurut saya remaja yang merokok adalah remaja yang urakan SS S TS STS
8. Saya tidak menyesal bila remaja merokok SS S TS STS
9. Saya sedih apabila remaja merokok secara terus-menerus SS S TS STS
10. Saya memberi kebebasan kepada anak saya untuk mencoba merokok SS S TS STS
11. Saya akan memberikan kesempatan pada para remaja untuk berhenti merokok SS S TS STS
12. Menurut saya remaja yang merokok merupakan hal yang sudah biasa SS S TS STS

13. Remaja yang merokok menurut saya seringkali
lambat dalam berpikir SS S TS STS
14. Saya bangga bila anak saya merokok SS S TS STS
15. Saya mudah menerima remaja yang merokok SS S TS STS
16. Saya mempunyai prinsip apabila remaja merokok
langsung ditegur SS S TS STS
17. Menurut saya remaja yang merokok merupakan suatu
hal yang bodoh untuk dilakukan SS S TS STS
18. Saya ingin anak saya tetap berada di rumah daripada
kumpul-kumpul dengan remaja yang merokok SS S TS STS
19. Menurut saya merokok dapat merusak masa depan
remaja SS S TS STS
20. Saya senang dengan remaja yang merokok untuk
mencari kesenangan SS S TS STS
21. Saya kecewa bila remaja merokok SS S TS STS
22. Saya akan mendukung setiap perilaku anak saya yang
merokok SS S TS STS
23. Seorang remaja seharusnya menurut apa kata ayahnya
untuk tidak merokok SS S TS STS
24. Saya menyukai remaja yang merokok untuk
menunjukkan kejantannya SS S TS STS
25. Saya akan menganjurkan setiap ayah untuk
memberikan kebebasan pada anaknya untuk merokok SS S TS STS

26. Bagi saya remaja yang merokok merupakan masalah yang cukup berat SS S TS STS
27. Saya pikir remaja yang merokok untuk menghilangkan kejenuhan SS S TS STS
28. Saya pernah berpikir untuk menghentikan para remaja yang merokok SS S TS STS
29. Saya tidak akan marah bila anak saya merokok sekedar mengikuti temannya merokok SS S TS STS
30. Saya cemas apabila anak saya merokok SS S TS STS
31. Saya ingin anak saya merokok SS S TS STS
32. Ayah yang baik adalah ayah yang tidak mengajarkan anaknya untuk berperilaku merokok SS S TS STS
33. Saya tidak senang dengan remaja yang merokok SS S TS STS
34. Saya akan memberikan peluang terhadap remaja yang merokok SS S TS STS
35. Saya dapat mengontrol perilaku anak saya yang merokok untuk tidak merokok SS S TS STS
36. Saya pikir kehidupan remaja yang merokok biasa saja tidak ada masalah SS S TS STS
37. Menurut saya remaja yang merokok terlalu sering menjadi tidak baik SS S TS STS
38. Saya tidak malu terhadap anak saya yang merokok agar diterima di lingkungan pergaulannya SS S TS STS

39. Saya bangga apabila anak saya tidak merokok SS S TS STS
40. Saya tidak pernah membeda-bedakan antara remaja SS S TS STS
yang merokok dan remaja yang tidak merokok
41. Saya berusaha menghalangi anak saya untuk mencoba SS S TS STS
merokok
42. Menurut saya merokok itu sangat berbahaya bagi SS S TS STS
remaja
43. Saya senang bila remaja merokok SS S TS STS
44. Saya senang bila dapat mencegah anak saya merokok SS S TS STS
45. Saya akan membiarkan remaja merokok SS S TS STS
46. Saya berusaha mencegah anak saya supaya tidak SS S TS STS
merokok
47. Saya pikir remaja yang merokok lebih mudah diatasi SS S TS STS
daripada remaja yang suka minum-minuman keras
48. Menurut saya remaja yang merokok sama saja merusak SS S TS STS
kesehatannya sendiri
49. Saya senang apabila anak saya merokok untuk SS S TS STS
meningkatkan harga dirinya
50. Saya tidak suka dengan cara remaja berperilaku SS S TS STS
merokok
51. Saya ingin mengajak remaja merokok SS S TS STS
52. Saya tidak mengizinkan anak saya untuk bergaul SS S TS STS
dengan remaja yang merokok

53. Menurut saya lebih baik anak saya diberi kebebasan untuk mencoba merokok SS S TS STS
54. Saya menyukai remaja yang merokok untuk mengatasi rasa jenuh terhadap sesuatu SS S TS STS
55. Saya merasa jengkel bila anak saya sengaja merokok SS S TS STS
56. Menurut saya remaja yang merokok untuk memenuhi rasa ingin tahu terhadap rokok SS S TS STS
57. Menurut saya remaja yang merokok perlu diberi pengarahan agar tidak merokok lagi SS S TS STS
58. Saya bangga terhadap anak saya yang pintar merokok SS S TS STS
59. Saya merasa bersalah bila anak saya menjadi seorang perokok SS S TS STS
60. Saya ingin remaja merokok demi keberhasilannya terhadap suatu kemenangan SS S TS STS
61. Saya ingin anak saya menjauhi para remaja yang merokok SS S TS STS
62. Saya menyukai remaja yang merokok supaya terlihat keren SS S TS STS
63. Saya curiga terhadap remaja yang berperilaku merokok SS S TS STS
64. Saya tidak ingin remaja merokok karena dapat menimbulkan banyak penyakit SS S TS STS
65. Saya pikir merokok dapat dijadikan pelarian untuk mengatasi masalah bagi remaja SS S TS STS

66. Menurut saya remaja yang merokok sama saja SS S TS STS
membakar uang .
67. Saya senang apabila anak saya mau berterus terang SS S TS STS
kalau merokok
68. Saya menyesal apabila saya tidak dapat mendidik anak SS S TS STS
saya untuk menghindari merokok
69. Saya akan memperingatkan kepada semua remaja SS S TS STS
untuk tidak merokok



LAMPIRAN D

Data Angket Sikap terhadap Perilaku Merokok Remaja



c:\adatatpsi\psi-93\k-stpm_p.sav

	x01	x02	x03	x04	x05	x06	x07	x08	x09	x10	x11	x12	x13	x14	x15	x16	x17	x18	x19
1	2	2	2	2	2	2	2	2	2	2	3	2	2	2	2	2	2	2	2
2	2	2	2	2	2	3	3	2	2	4	2	3	3	1	3	3	3	3	3
3	2	2	1	2	1	1	2	1	1	1	2	2	2	2	2	2	2	1	1
4	3	2	2	3	1	2	2	3	2	2	1	2	2	2	4	2	2	1	2
5	4	2	3	2	4	4	3	3	2	3	1	4	4	2	3	3	3	2	3
6	3	4	3	3	2	2	2	2	2	1	1	2	2	1	2	3	2	3	1
7	2	1	2	1	1	1	2	1	1	1	1	1	1	1	2	1	1	2	1
8	3	2	2	2	2	2	3	2	2	3	2	3	3	2	2	3	1	2	3
9	3	3	2	2	3	3	2	2	3	2	1	2	2	3	3	1	2	1	2
10	4	1	1	1	4	1	2	3	3	4	1	3	4	1	1	2	1	2	1
11	1	1	1	1	2	1	2	2	2	1	1	2	2	1	2	1	2	2	1
12	3	2	3	3	2	2	2	4	2	3	2	4	3	2	3	2	3	3	4
13	3	2	2	2	2	2	2	2	2	2	2	2	3	2	2	2	2	2	2
14	1	1	1	1	1	1	1	1	1	1	1	1	1	1	1	1	1	1	1
15	4	2	2	3	2	2	4	2	2	3	2	2	1	2	3	4	2	1	3
16	3	2	4	3	3	3	2	2	2	2	2	2	4	2	2	2	3	2	3
17	2	2	1	1	2	1	2	2	1	2	2	1	3	2	1	1	2	3	2
18	3	1	2	2	2	1	1	3	1	2	3	4	1	3	3	2	2	4	2
19	3	2	2	1	3	2	2	2	4	2	2	2	1	1	1	1	2	2	2
20	3	2	2	3	3	1	1	2	2	3	3	3	3	2	2	1	1	1	1
21	2	2	2	2	2	2	3	2	2	2	2	3	2	2	3	2	2	2	2
22	2	1	3	2	3	4	2	2	2	3	3	1	1	3	2	1	2	3	2
23	4	1	2	3	2	3	2	1	1	3	2	3	4	3	4	2	1	1	3
24	2	3	3	2	2	2	2	1	1	2	3	2	2	4	2	2	3	4	2
25	3	2	2	2	2	3	1	4	1	3	2	4	1	2	2	2	4	4	2
26	3	1	3	2	1	1	2	1	3	3	3	3	2	2	4	1	1	1	3
27	4	3	3	2	1	2	2	1	3	2	3	2	4	3	3	4	2	1	1
28	3	4	2	1	3	2	1	2	1	4	3	1	2	2	2	2	1	2	3
29	3	3	2	2	1	2	2	2	4	2	1	1	2	3	1	1	2	3	3
30	2	3	3	3	2	2	3	2	2	2	4	2	2	2	3	2	3	4	2
31	2	4	2	3	2	1	1	2	3	4	4	2	2	3	1	2	2	3	1
32	2	2	3	3	2	2	2	2	3	3	3	2	3	2	2	2	2	2	2
33	2	3	3	3	1	1	2	2	3	2	2	2	3	3	1	2	2	3	2
34	2	2	2	3	2	1	1	2	2	2	1	1	2	3	4	2	1	3	1
35	1	2	1	2	1	1	1	1	1	1	1	1	2	1	1	2	1	4	1
36	2	2	3	3	2	2	3	2	2	2	2	2	2	2	2	2	2	3	2
37	3	2	3	3	4	1	3	1	3	2	2	2	3	2	1	2	1	3	3

c:\addata\psi\psisi-93\k-stpm_p.sav

	x20	x21	x22	x23	x24	x25	x26	x27	x28	x29	x30	x31	x32	x33	x34	x35	x36	x37	x38
1	3	3	2	3	3	2	3	3	3	3	3	3	2	2	3	2	2	3	2
2	1	3	2	2	2	1	3	2	3	2	2	1	2	3	2	2	2	3	3
3	2	2	1	1	2	2	2	2	2	2	2	1	2	2	2	3	2	2	2
4	2	2	2	2	1	2	2	2	2	2	2	1	2	1	1	2	2	1	1
5	2	4	2	2	2	3	4	2	3	2	2	1	1	4	3	1	4	2	2
6	1	1	1	1	1	2	2	2	2	2	2	1	2	2	2	2	2	2	3
7	1	1	1	2	1	2	1	1	2	1	1	1	2	2	2	1	2	2	1
8	1	2	2	2	2	2	3	3	1	1	3	2	2	3	3	2	3	3	3
9	2	2	2	2	1	1	1	1	3	3	1	1	3	3	2	1	1	1	3
10	1	5	3	3	2	2	1	2	2	3	2	2	2	3	2	2	2	2	2
11	2	2	2	1	1	2	1	1	2	1	2	1	1	2	2	2	2	2	1
12	2	2	2	2	3	2	3	2	4	3	2	2	3	3	2	2	2	2	2
13	2	2	2	2	2	2	2	2	3	2	2	2	2	2	2	2	2	2	2
14	1	1	1	1	1	1	1	1	1	1	1	1	1	1	1	1	1	1	1
15	4	1	2	2	2	3	2	2	2	3	4	3	2	1	1	1	2	3	4
16	2	2	1	1	1	2	2	3	2	2	2	3	2	2	2	2	2	1	1
17	1	1	2	2	2	1	1	2	1	2	2	1	2	1	2	2	2	2	2
18	2	1	1	1	2	3	3	1	2	2	2	1	3	1	2	1	4	3	2
19	4	2	3	2	1	1	2	3	4	2	3	2	3	1	2	1	2	2	4
20	1	2	2	1	2	1	3	2	2	2	2	5	4	3	2	1	2	2	1
21	3	2	3	4	3	4	4	4	4	2	3	3	1	2	3	4	1	1	1
22	1	3	4	4	2	1	3	3	3	4	3	2	3	3	4	2	4	3	2
23	1	4	3	1	2	2	1	4	2	3	4	4	2	4	4	1	2	3	2
24	2	1	2	1	3	3	2	3	1	4	3	2	1	2	2	4	2	3	1
25	2	4	3	3	3	2	2	4	3	3	2	2	2	1	3	4	2	3	4
26	3	3	4	2	2	1	3	4	2	4	2	3	3	2	1	1	3	4	1
27	2	3	3	4	3	2	1	3	2	1	1	2	2	2	1	1	4	2	3
28	4	2	2	1	4	2	2	2	3	3	4	2	2	4	1	2	3	4	3
29	4	2	3	3	4	2	3	2	1	1	1	4	1	2	1	3	2	4	2
30	1	4	3	2	1	1	1	2	2	3	3	4	2	3	2	3	2	3	1
31	3	2	2	3	2	3	3	2	2	2	2	3	2	2	3	2	3	3	3
32	3	3	2	3	2	3	1	2	2	1	3	3	2	1	2	2	2	3	1
33	4	2	2	3	2	2	2	2	2	2	2	2	2	2	2	1	2	2	2
34	3	1	1	2	2	2	2	2	2	2	2	3	2	2	2	2	2	2	2
35	1	1	2	3	2	2	3	2	2	2	2	3	2	2	2	2	3	2	2
36	3	2	3	3	2	2	3	2	2	2	2	3	2	2	3	2	3	2	2
37	3	2	2	2	3	2	2	1	2	1	1	3	2	2	2	2	2	2	3

c:\data\psi\psi-93\k-srpm_p.sav

	x39	x40	x41	x42	x43	x44	x45	x46	x47	x48	x49	x50	x51	x52	x53	x54	x55	x56	x57
1	2	3	2	2	2	2	2	2	2	2	2	2	2	2	2	2	2	3	2
2	2	3	3	2	2	2	2	2	3	2	2	3	2	3	2	2	2	2	2
3	2	2	2	2	1	1	2	2	2	1	1	2	2	2	2	2	2	2	2
4	2	1	2	2	2	1	2	1	3	2	1	2	2	2	1	2	2	2	1
5	1	4	1	3	3	1	2	1	4	2	2	4	1	4	3	2	2	3	1
6	4	3	1	4	2	4	1	1	3	1	1	1	1	3	1	2	2	3	1
7	1	3	1	1	2	1	1	1	3	1	1	2	1	3	1	1	1	2	1
8	1	3	3	2	1	1	2	1	4	2	1	2	1	3	3	2	1	3	2
9	3	1	1	3	3	3	1	3	2	1	2	3	2	1	1	2	3	3	1
10	1	1	3	1	1	1	3	2	1	2	1	1	1	2	2	1	1	3	2
11	1	3	2	1	1	1	1	2	3	1	1	2	1	3	1	2	2	2	1
12	2	2	1	3	2	2	3	2	2	1	3	3	2	4	3	3	3	2	2
13	2	2	2	2	2	2	2	2	3	2	2	2	1	2	2	2	2	3	2
14	1	1	1	1	1	1	1	1	1	1	1	1	2	1	1	1	1	1	1
15	2	2	2	3	1	1	2	3	4	2	2	3	4	2	4	1	1	4	2
16	1	2	2	2	2	3	2	2	3	4	1	1	3	2	2	2	4	2	2
17	2	2	3	2	2	2	1	4	1	4	1	2	2	2	3	2	1	2	3
18	2	2	1	4	3	2	3	2	2	2	2	1	4	1	2	1	2	3	1
19	3	2	3	1	3	2	4	3	3	2	3	4	3	2	2	1	2	1	2
20	1	2	2	2	1	2	2	2	2	2	1	1	3	2	1	1	1	1	2
21	2	2	3	2	3	2	3	1	1	1	2	2	3	2	1	1	1	2	1
22	3	2	1	1	3	4	4	4	2	2	1	3	4	2	2	3	1	1	2
23	4	4	3	2	1	2	3	3	1	3	4	1	3	2	4	1	3	3	4
24	1	3	2	4	2	4	1	4	2	2	1	3	4	2	2	2	2	1	2
25	3	3	2	2	1	4	4	3	3	3	2	2	2	1	2	2	1	1	2
26	1	2	3	4	4	2	2	4	2	2	1	2	5	4	1	3	4	1	1
27	4	2	1	4	1	1	2	2	3	2	1	2	3	3	4	2	1	2	2
28	4	3	1	1	3	4	2	2	3	2	3	3	2	1	1	2	1	1	4
29	1	3	4	3	2	2	4	1	2	3	4	3	2	4	2	3	4	1	1
30	1	2	4	3	2	1	3	3	1	1	2	1	1	3	2	1	1	1	1
31	2	2	2	2	3	3	2	3	4	4	3	2	2	2	3	2	3	1	2
32	3	2	1	1	2	2	2	2	3	2	2	2	2	2	3	3	3	1	1
33	1	2	1	1	2	2	1	1	1	2	2	1	1	1	2	2	2	2	2
34	2	2	2	2	2	2	2	1	2	2	2	2	2	1	2	2	2	1	1
35	3	1	2	2	3	2	2	2	2	2	2	2	2	2	2	2	3	1	2
36	2	2	1	4	3	3	2	1	1	2	2	2	3	2	3	2	3	1	2
37	3	2	2	1	1	2	1	2	2	2	2	1	2	2	3	2	3	1	2

c:\data\psi\psi-93k-stpm_p.sav


	x58	x59	x60	x61	x62	x63	x64	x65	x66	x67	x68	x69	stpm	ayah
1	3	2	2	2	2	2	2	2	2	3	2	2	155	Merokok
2	1	2	1	3	2	3	2	3	2	3	2	2	158	Merokok
3	1	1	2	2	1	2	1	2	2	2	2	2	120	Tidak Merokok
4	2	1	2	2	2	3	2	3	2	3	1	2	130	Tidak Merokok
5	1	1	1	2	1	4	2	2	3	4	1	1	169	Merokok
6	1	2	1	3	1	3	1	2	1	2	1	1	132	Merokok
7	1	1	1	3	1	3	1	1	1	3	1	1	97	Merokok
8	1	3	1	2	2	3	1	2	1	4	3	2	150	Merokok
9	3	4	2	2	2	2	1	1	1	2	2	3	140	Tidak Merokok
10	2	2	3	1	3	4	3	3	3	3	2	2	142	Tidak Merokok
11	1	1	1	2	1	2	2	2	1	2	2	2	108	Merokok
12	2	2	2	3	2	3	2	3	2	4	3	3	173	Merokok
13	2	2	2	2	2	2	2	2	2	3	2	2	143	Merokok
14	1	1	1	1	1	1	1	1	1	1	1	1	70	Tidak Merokok
15	1	1	3	2	2	1	1	2	2	2	3	3	158	Merokok
16	2	2	2	4	3	3	3	3	2	3	2	3	157	Merokok
17	1	1	4	3	2	1	2	3	4	4	3	3	136	Merokok
18	2	1	1	1	2	1	2	3	2	3	2	2	141	Merokok
19	2	2	2	2	2	2	3	2	2	3	1	1	151	Merokok
20	3	2	3	1	1	4	2	3	3	4	3	4	141	Merokok
21	1	1	4	2	3	2	2	3	4	4	2	4	159	Merokok
22	1	1	2	3	1	1	3	4	2	2	1	1	161	Tidak Merokok
23	2	1	4	3	2	4	1	1	1	1	2	1	169	Merokok
24	4	1	2	1	3	2	2	1	3	3	2	2	157	Merokok
25	3	4	3	2	1	1	1	2	3	3	3	2	169	Tidak Merokok
26	1	2	1	3	2	2	3	2	1	2	1	3	158	Tidak Merokok
27	1	4	1	3	2	1	2	3	4	2	2	2	157	Merokok
28	3	2	1	1	1	2	3	4	4	4	3	1	163	Tidak Merokok
29	2	2	2	4	1	2	3	4	1	1	3	3	162	Merokok
30	1	4	2	1	3	2	2	3	2	1	1	3	151	Tidak Merokok
31	2	3	2	3	3	2	3	2	3	2	2	3	169	Tidak Merokok
32	2	2	2	2	1	2	2	1	2	3	2	2	147	Merokok
33	1	2	1	3	1	2	2	1	3	2	1	2	132	Tidak Merokok
34	1	2	1	2	1	2	1	2	2	2	2	4	131	Merokok
35	1	2	2	2	2	2	2	2	2	2	3	2	134	Tidak Merokok
36	1	2	4	2	1	1	1	1	3	2	2	2	150	Tidak Merokok
37	2	2	2	3	1	2	1	1	3	2	2	2	143	Merokok

c:\data\psi\psi-93k-stpm_p.sav

	x01	x02	x03	x04	x05	x06	x07	x08	x09	x10	x11	x12	x13	x14	x15	x16	x17	x18	x19
38	2	2	3	2	1	1	3	2	3	3	2	2	3	2	1	1	2	3	2
39	2	2	4	3	1	1	1	1	2	3	4	1	4	2	2	2	3	4	1
40	2	2	3	3	1	1	2	1	3	2	2	1	3	1	1	2	1	2	1
41	1	2	3	2	1	1	1	1	3	1	1	1	3	1	1	1	1	3	1
42	1	1	1	1	1	1	1	1	1	1	1	1	1	1	1	1	1	1	1
43	2	2	3	3	2	3	2	2	2	2	2	2	2	2	2	2	3	3	2
44	2	2	1	4	1	3	2	2	4	1	1	1	2	1	1	2	3	2	1
45	2	2	3	3	2	2	2	2	2	2	2	1	3	2	2	3	3	2	3
46	2	2	2	3	2	2	2	3	3	1	2	2	3	2	2	2	3	3	2
47	2	2	2	2	2	2	2	3	3	1	2	2	3	2	2	2	3	3	2
48	2	2	2	2	3	2	2	3	3	3	2	2	2	3	2	2	2	3	3
49	1	2	1	2	2	2	2	2	3	1	1	1	2	1	2	2	2	2	2
50	1	2	2	2	1	2	2	2	2	2	1	2	1	1	2	2	2	1	1
51	2	2	2	2	2	3	3	3	3	2	2	2	2	2	2	3	3	2	2
52	2	2	2	2	2	3	2	2	1	2	2	1	2	1	2	3	2	2	2
53	3	2	2	3	3	3	2	2	3	2	2	2	3	2	3	3	2	3	3
54	2	1	1	3	2	2	2	2	2	1	2	2	3	2	3	2	2	3	2
55	1	2	2	3	2	3	2	2	2	2	2	2	3	2	3	3	2	3	3
56	1	2	2	3	2	3	3	3	3	3	2	2	3	2	3	3	3	3	4
57	2	2	3	2	2	2	2	2	2	3	2	2	2	2	2	2	2	2	2
58	2	2	2	3	2	3	3	3	3	2	2	2	3	2	3	3	3	3	3
59	2	2	2	3	2	2	3	3	3	2	1	2	3	1	3	2	3	3	3
60	2	2	2	2	2	1	2	2	1	2	2	1	2	1	2	3	2	2	2

c:\data\psi\psi-93w-stpm_p.sav

	x20	x21	x22	x23	x24	x25	x26	x27	x28	x29	x30	x31	x32	x33	x34	x35	x36	x37	x38
8	3	2	2	2	2	2	2	2	2	2	2	2	2	2	2	2	2	2	2
9	4	3	2	3	3	2	1	1	1	1	1	3	2	1	2	2	2	2	2
10	3	1	1	2	2	1	1	1	3	2	2	2	1	1	2	1	2	2	2
11	3	1	1	1	1	1	1	1	1	1	1	1	1	1	1	1	1	1	1
12	1	1	3	2	2	2	2	2	3	3	2	2	2	3	2	2	2	3	2
13	2	2	2	3	3	2	3	2	2	2	2	2	2	2	2	2	2	3	3
14	2	2	2	1	4	1	3	2	2	4	1	1	1	2	1	1	2	3	2
15	2	2	2	3	3	2	2	2	2	2	2	2	1	3	2	2	3	3	2
16	2	3	2	2	3	2	2	2	3	3	2	2	1	3	2	2	2	3	3
17	2	3	2	2	2	2	2	2	3	3	3	2	1	3	2	2	2	3	3
18	2	2	2	2	2	3	2	2	3	3	3	2	2	2	3	2	2	2	3
19	1	2	2	1	2	2	2	2	2	3	1	1	1	2	1	2	2	2	2
20	1	2	2	2	2	1	2	2	2	2	2	2	2	2	1	2	2	2	1
21	2	3	2	2	2	2	3	3	3	3	2	2	2	2	2	2	3	3	2
22	2	3	2	2	2	2	2	2	2	1	2	2	1	2	1	2	3	2	2
23	2	4	2	2	3	3	3	2	2	3	2	2	2	3	2	3	3	2	3
24	2	3	1	1	3	2	2	2	2	2	1	2	2	3	2	3	2	2	3
25	2	3	2	2	3	2	3	2	2	2	2	2	2	3	2	3	3	2	3
26	2	3	2	2	3	2	3	3	3	3	2	2	2	3	2	3	3	3	3
27	2	3	2	3	2	2	2	2	2	2	3	2	1	2	2	2	2	2	2
28	2	3	2	2	3	2	2	3	3	3	2	2	2	3	2	3	3	3	3
29	1	3	2	2	3	2	2	3	3	3	2	1	2	3	1	3	2	3	3
30	2	3	2	2	2	2	2	2	1	1	2	2	1	2	1	2	3	2	2



c:\adara\psi\psisi-93\k-sipm_p.sav

x39	x40	x41	x42	x43	x44	x45	x46	x47	x48	x49	x50	x51	x52	x53	x54	x55	x56	x57
2	2	2	2	3	2	2	2	2	2	2	2	2	2	2	2	2	2	2
2	2	1	2	2	3	1	2	2	2	2	2	3	4	3	1	3	4	2
1	1	1	1	4	2	1	1	2	2	2	1	1	1	2	2	2	1	1
1	1	1	1	1	1	1	1	1	1	1	1	1	1	1	1	1	1	1
2	2	3	3	2	2	2	2	2	2	3	1	3	1	2	2	2	2	3
2	2	2	3	2	2	2	2	2	2	1	1	1	2	1	2	1	2	2
1	2	2	4	2	4	2	2	2	1	2	1	3	2	2	3	2	2	3
3	2	2	2	2	2	2	2	2	2	2	1	2	2	2	3	2	2	3
2	2	3	3	2	3	2	2	3	2	2	1	3	1	2	3	2	2	3
2	2	3	3	2	3	2	2	3	2	2	1	2	2	2	2	3	2	2
3	2	2	3	3	2	3	2	2	3	2	1	1	2	2	2	1	1	2
2	1	2	2	1	1	3	1	2	2	2	2	2	1	1	1	2	1	2
1	1	2	2	2	2	1	2	1	1	2	1	3	2	2	2	2	2	2
2	2	3	3	2	2	2	2	2	2	3	2	1	2	2	2	2	2	2
2	2	3	2	2	2	2	2	2	2	2	3	2	2	3	3	2	2	3
3	2	4	4	3	2	2	2	3	3	3	2	2	1	3	2	2	1	3
2	2	2	2	2	1	2	2	3	2	2	2	2	1	2	3	1	1	2
3	2	3	2	2	2	2	2	3	3	2	3	3	2	3	4	2	2	3
4	2	3	4	3	2	2	3	3	4	2	2	2	2	2	2	2	2	2
2	2	3	3	2	3	2	2	2	2	2	3	3	2	3	3	1	2	3
3	2	3	3	2	2	1	2	3	3	3	3	3	2	3	2	3	2	3
3	1	3	3	2	2	2	2	3	3	3	3	3	2	3	2	2	2	3
2	2	3	2	2	2	2	2	2	2	2	3	2	2	3	3	2	2	3

c:\adatal\psi\psi-93\k-stpm_p.sav

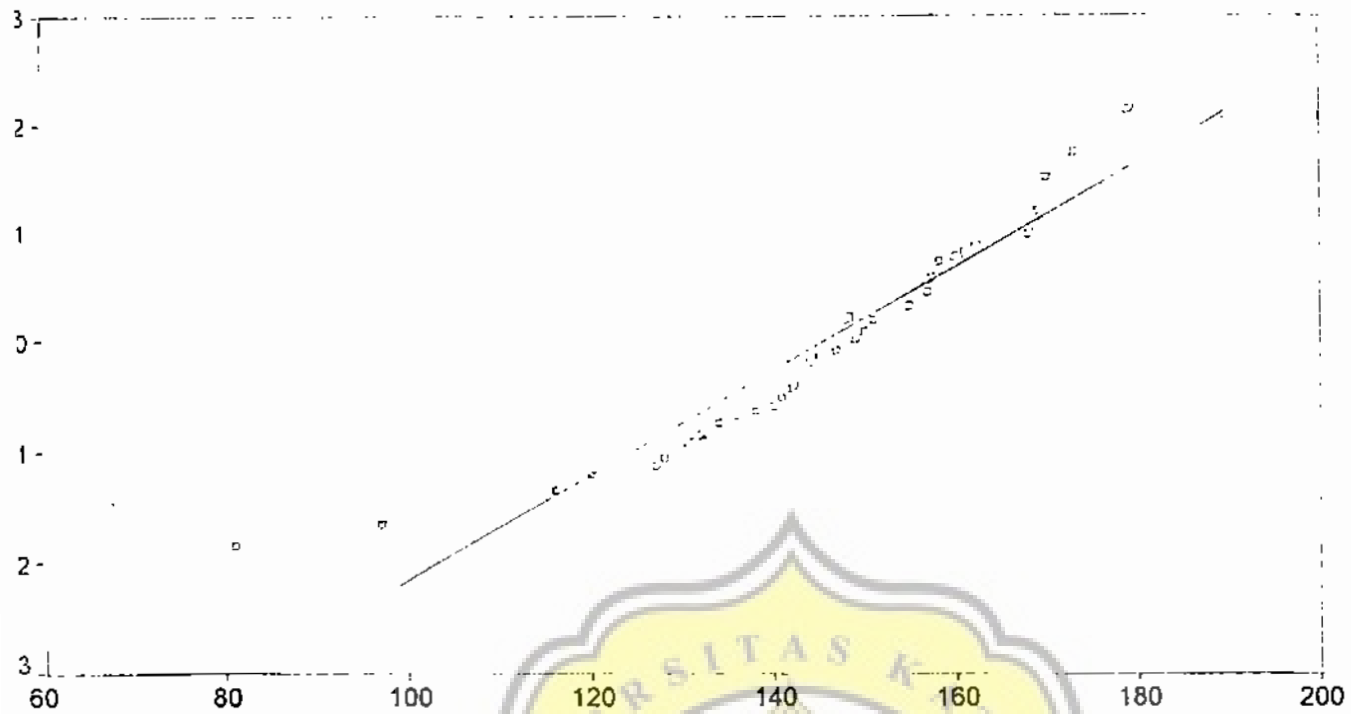
	x58	x59	x60	x61	x62	x63	x64	x65	x66	x67	x68	x69	stpm	ayah
38	2	2	2	3	2	2	2	2	2	2	2	2	143	Merokok
39	4	1	1	3	1	1	1	1	3	1	2	2	145	Tidak Merokok
40	2	2	1	2	1	2	2	2	2	2	2	2	116	Merokok
41	1	1	1	1	1	1	1	1	1	1	1	1	81	Tidak Merokok
42	3	2	3	1	2	2	2	3	2	2	3	2	128	Tidak Merokok
43	2	3	2	2	1	4	1	1	4	2	1	1	144	Tidak Merokok
44	3	3	2	3	2	2	2	2	2	2	2	3	143	Tidak Merokok
45	3	2	2	2	1	2	2	2	2	2	2	2	149	Tidak Merokok
46	3	3	2	2	1	2	2	2	2	2	2	2	155	Merokok
47	3	3	3	2	2	1	2	2	2	2	2	3	155	Merokok
48	2	2	2	2	2	2	2	1	2	2	2	2	151	Merokok
49	2	1	1	1	2	2	2	1	2	2	1	2	116	Tidak Merokok
50	3	3	2	2	3	2	2	2	3	3	2	3	127	Tidak Merokok
51	1	2	2	2	1	2	2	2	1	2	2	1	149	Merokok
52	2	3	3	3	2	3	3	2	2	3	2	2	147	Merokok
53	2	2	2	3	2	3	2	2	2	2	2	2	169	Merokok
54	2	2	3	2	2	2	3	1	2	2	1	2	138	Tidak Merokok
55	3	3	4	3	3	3	4	2	3	3	2	3	173	Merokok
56	2	2	2	2	2	2	2	2	2	2	2	2	170	Merokok
57	3	3	3	3	3	3	3	1	3	3	2	3	158	Tidak Merokok
58	3	3	2	3	3	3	2	3	3	3	3	3	179	Merokok
59	3	3	2	3	3	3	2	2	3	3	2	3	168	Merokok
60	2	3	3	3	2	3	3	2	2	3	2	2	144	Tidak Merokok

LAMPIRAN E

Uji Normalitas Angket Sikap terhadap Perilaku Merokok Remaja



Normal Q-Q Plot of Sikap terhadap Perilaku Merokok Remaja



Observed Value

-- Kolmogorov - Smirnov Goodness of Fit Test

SIPM Sikap terhadap Perilaku Merokok Remaja

Test distribution - Normal

Mean: 145,52 ✓
Standard Deviation: 21,32 ✓

Cases: 60

Most extreme differences

Absolute	Positive	Negative	K-S Z	2-Tailed P
,13278	,08203	-,13278	1,0285	,2407

LAMPIRAN F

Uji Homogenitas Angket Sikap terhadap Perilaku Merokok Remaja



- - - - - O N E W A Y - - - - -

Variable STPM Sikap terhadap Perilaku Merokok Remaja
By Variable AYAH Ayah

Analysis of Variance

Source	D.F.	Sum of Squares	Mean Squares	F Ratio	F Prob.
Between Groups	1	2122,0576	2122,0576	4,9832	,0295
Within Groups	58	24698,9257	425,8435		
Total	59	26820,9833			

Levene Test for Homogeneity of Variances

Statistic	df1	df2	2-tail Sig.
,6158	1	58	,370

t-tests for independent samples of AYAH Ayah

Variable	Number of Cases	Mean	SD	SE of Mean
STPM Sikap terhadap Perilaku Merokok Remaja				
Merokok	35	150,5429	18,158	3,069
Tidak Merokok	25	138,4800	23,707	4,741

Mean Difference = 12,0629

Levene's Test for Equality of Variances: F = ,816 P = ,370

t-test for Equality of Means				95	
Variances	t-value	df	2-Tail Sig.	SE of Diff	CI for Diff
Equal	2,23	58	,029	5,404	(1,244; 23,882)
Unequal	2,14	43,00	,038	5,648	(,670; 23,456)

LAMPIRAN G

Surat Keterangan Ijin Penelitian dari Kepala Kelurahan Sarirejo
Semarang



PEMERINTAH KOTAMADYA DAERAH TINGKAT II SEMARANG
KECAMATAN SEMARANG TIMUR
KELURAHAN SARIREJO

Alamat Kantor : Jl. Karangana No. 25 Telp. (024) 521207 Semarang (50124)

nomor : 423.6/132.
tanggal : --
sifat : Penelitian.

Semarang, 23 November 1999.

Kepada Yth. :
Bapak/Ibu Dekan Fakultas Psikologi
Unika Soegiyapranata
Jl. Pawiyatan Luhur IV/1
Bendan Duwur Semarang
di-


S E M A R A N G

1. Dasar : Surat Dekan Fakultas Psikologi Universitas Katholik Soegiyapranata, tanggal 17 November 1999 Nomor :- B.2.01/437/UKS.07/XI/1999 perihal Penelitian.
2. Sehubungan dengan hal tersebut diatas dengan ini diberitahu bahwa prinsip kami tidak keberatan sehubungan dengan adanya mahasiswi :

Nama : KRISTIANTI.
NIM / NIRM : 93.40.1515/93.6.111.08000.50078.
Tempat / Tgl. Lahir : Semarang, 31 Juli 1975.
Alamat : Jl. Ligu Utara No. 485-B Semarang.

Untuk mengadakan penelitian di Kelurahan Sarirejo.

3. Demikian untuk menjadi periksa.



LAMPIRAN H

Surat Keterangan Ijin Penelitian dari Universitas Katolik
Soegijapranata Semarang





FAKULTAS PSIKOLOGI UNIVERSITAS KATOLIK SOEGIJAPRANATA

Jl. Pawiyatan Luhur IV/1 Bendan Duwur Semarang - 50234

Telp. (024) 316142 - 441555 (Hunting)

Fax. (024) 415429 E-Mail : unika@semarang.wasanlara.net.id Po. Box: 8033/SM

Badan Hukum : Yayasan Sandjojo

N o m o r : B.2.01/437/UKS.07/XI/1999

17 November 1999

Lamp. : -

H a l : Penelitian

Kepada : Yth. Bpk/Ibu Kepala Kelurahan SARIREJO
di-
T e m p a t

Dengan hormat kami mohon bantuan Bapak/Ibu, dapat kiranya memberikan
ijin kepada mahasiswa/i :

N a m a : Kristianti
NIM / NIRM : 93.40.1515/ 93.6.111.08000.50078
Tempat/ Tgl.Lahir : Semarang. 31 Juli 1975
A l a m a t : Jl. Ligu Utara 485 B
Semarang

untuk mengadakan Penelitian di Kelurahan Sarirejo, dalam rangka
penyusunan Skripsi Tingkat Sarjana dengan Judul "**PERBEDAAN SIKAP
AYAH TERHADAP PERILAKU MEROKOK REMAJA ANTARA AYAH
YANG MEROKOK DAN YANG TIDAK MEROKOK**".

Demikian atas bantuan serta kerja sama Bapak/Ibu, kami mengucapkan
terima kasih.



Dra. M. Siti Setija Utami, M.Kes.
FAK. PSIKOLOGI