



1: TABEL DATA : try

| Kasus Nomor | Buġir Nomor | 1 | 2 | 3 | 4 | 5 | 6 | 7 | 8 | 9 | 10 | 11 | 12 | 13 | 14 | 15 | 16 | 17 | 18 | 19 | 20 | 21 | 22 | 23 | 24 | 25 | 26 | 27 | 28 | 29 | 30 | 31 | 32 | 33 | |
|----------------|----------------|---|---|---|---|---|---|---|---|---|----|----|----|----|----|----|----|----|----|----|----|----|----|----|----|----|----|----|----|----|----|----|----|----|---|
| 1 | 3 | 3 | 4 | 4 | 4 | 4 | 2 | 4 | 2 | 4 | 4 | 4 | 4 | 4 | 1 | 4 | 4 | 4 | 4 | 4 | 4 | 1 | 4 | 4 | 4 | 2 | 4 | 4 | 4 | 1 | 2 | 4 | 2 | 3 | |
| 2 | 4 | 1 | 2 | 4 | 3 | 2 | 2 | 3 | 3 | 2 | 4 | 2 | 4 | 4 | 4 | 4 | 4 | 4 | 4 | 3 | 4 | 1 | 3 | 4 | 1 | 4 | 4 | 3 | 1 | 4 | 2 | 4 | 3 | 1 | |
| 3 | 3 | 3 | 3 | 4 | 1 | 4 | 2 | 3 | 3 | 3 | 4 | 4 | 3 | 4 | 4 | 4 | 4 | 4 | 4 | 3 | 4 | 4 | 3 | 4 | 4 | 4 | 3 | 4 | 4 | 4 | 4 | 4 | 3 | 1 | |
| 4 | 3 | 2 | 4 | 4 | 2 | 4 | 3 | 4 | 4 | 4 | 1 | 4 | 4 | 4 | 4 | 4 | 4 | 4 | 2 | 4 | 4 | 2 | 4 | 2 | 4 | 4 | 2 | 4 | 1 | 4 | 2 | 4 | 2 | 3 | |
| 5 | 3 | 4 | 4 | 4 | 3 | 4 | 3 | 4 | 1 | 3 | 4 | 4 | 4 | 4 | 4 | 4 | 4 | 4 | 1 | 3 | 3 | 4 | 2 | 3 | 4 | 1 | 4 | 4 | 4 | 2 | 4 | 4 | 4 | 2 | |
| 6 | 3 | 4 | 3 | 4 | 4 | 2 | 2 | 4 | 1 | 1 | 4 | 4 | 4 | 4 | 4 | 4 | 4 | 4 | 2 | 1 | 4 | 4 | 2 | 3 | 1 | 4 | 4 | 2 | 4 | 4 | 2 | 4 | 4 | 2 | |
| 7 | 2 | 1 | 1 | 3 | 3 | 1 | 4 | 1 | 2 | 2 | 2 | 1 | 2 | 2 | 2 | 1 | 1 | 3 | 3 | 1 | 2 | 1 | 2 | 2 | 1 | 1 | 1 | 1 | 2 | 3 | 1 | 1 | 1 | 4 | |
| 8 | 3 | 4 | 2 | 4 | 2 | 2 | 2 | 4 | 1 | 1 | 4 | 2 | 4 | 4 | 4 | 4 | 4 | 4 | 2 | 3 | 1 | 3 | 1 | 4 | 2 | 4 | 2 | 3 | 4 | 1 | 4 | 4 | 3 | | |
| 9 | 3 | 4 | 4 | 4 | 1 | 3 | 2 | 4 | 4 | 4 | 4 | 2 | 4 | 4 | 3 | 4 | 4 | 4 | 2 | 4 | 3 | 4 | 2 | 3 | 1 | 4 | 4 | 2 | 4 | 3 | 4 | 4 | 4 | 3 | |
| 10 | 3 | 2 | 3 | 1 | 1 | 4 | 2 | 1 | 3 | 4 | 4 | 2 | 4 | 3 | 4 | 3 | 4 | 3 | 4 | 3 | 3 | 4 | 1 | 4 | 3 | 4 | 4 | 4 | 1 | 1 | 1 | 4 | 4 | 3 | 1 |
| 11 | 3 | 4 | 2 | 4 | 1 | 4 | 4 | 4 | 4 | 3 | 4 | 2 | 1 | 4 | 4 | 4 | 4 | 4 | 3 | 4 | 1 | 3 | 3 | 4 | 3 | 4 | 2 | 3 | 4 | 4 | 2 | 3 | 1 | 1 | |
| 12 | 2 | 1 | 1 | 2 | 3 | 1 | 4 | 2 | 2 | 1 | 2 | 3 | 2 | 3 | 1 | 1 | 1 | 3 | 1 | 1 | 2 | 1 | 1 | 2 | 2 | 2 | 2 | 3 | 2 | 3 | 1 | 1 | 1 | 4 | |
| 13 | 3 | 4 | 3 | 4 | 1 | 2 | 1 | 4 | 1 | 2 | 3 | 3 | 4 | 4 | 4 | 4 | 4 | 1 | 4 | 3 | 4 | 2 | 3 | 4 | 4 | 4 | 4 | 2 | 2 | 4 | 3 | 4 | 4 | 1 | |
| 14 | 3 | 4 | 3 | 1 | 1 | 2 | 1 | 1 | 1 | 4 | 4 | 2 | 4 | 4 | 4 | 3 | 4 | 4 | 3 | 3 | 1 | 4 | 3 | 4 | 4 | 4 | 1 | 1 | 4 | 4 | 4 | 4 | 2 | 1 | |
| 15 | 1 | 3 | 3 | 4 | 1 | 3 | 2 | 2 | 4 | 4 | 4 | 2 | 4 | 4 | 4 | 4 | 4 | 1 | 2 | 1 | 1 | 3 | 3 | 4 | 2 | 3 | 2 | 4 | 4 | 4 | 4 | 4 | 3 | 1 | |
| 16 | 3 | 2 | 2 | 4 | 1 | 3 | 4 | 2 | 4 | 4 | 4 | 2 | 4 | 4 | 4 | 4 | 3 | 2 | 3 | 2 | 1 | 2 | 4 | 4 | 4 | 4 | 2 | 1 | 4 | 3 | 4 | 2 | 1 | 4 | |
| 17 | 3 | 4 | 4 | 1 | 1 | 4 | 1 | 4 | 3 | 4 | 1 | 2 | 1 | 4 | 4 | 4 | 3 | 1 | 3 | 3 | 4 | 1 | 3 | 3 | 4 | 4 | 4 | 3 | 3 | 4 | 2 | 1 | 4 | 4 | |
| 18 | 1 | 4 | 4 | 4 | 1 | 3 | 3 | 4 | 4 | 1 | 4 | 3 | 4 | 4 | 4 | 4 | 4 | 4 | 3 | 4 | 4 | 4 | 4 | 4 | 4 | 4 | 1 | 4 | 2 | 4 | 4 | 3 | 4 | 3 | |
| 19 | 3 | 1 | 3 | 4 | 1 | 4 | 2 | 1 | 1 | 4 | 4 | 2 | 4 | 4 | 3 | 4 | 2 | 2 | 3 | 3 | 3 | 3 | 3 | 1 | 4 | 4 | 4 | 1 | 4 | 4 | 4 | 4 | 1 | 4 | |
| 20 | 1 | 2 | 1 | 3 | 3 | 1 | 4 | 2 | 2 | 1 | 3 | 1 | 3 | 1 | 1 | 1 | 2 | 3 | 2 | 2 | 3 | 1 | 1 | 3 | 3 | 3 | 3 | 3 | 3 | 3 | 1 | 2 | 1 | 4 | |
| 21 | 2 | 3 | 3 | 2 | 2 | 2 | 2 | 4 | 4 | 3 | 2 | 2 | 4 | 4 | 4 | 2 | 4 | 2 | 3 | 2 | 1 | 3 | 2 | 2 | 3 | 1 | 1 | 1 | 2 | 1 | 4 | 4 | 3 | 4 | |
| 22 | 4 | 1 | 3 | 4 | 1 | 4 | 3 | 4 | 2 | 3 | 4 | 2 | 4 | 4 | 4 | 4 | 1 | 3 | 3 | 4 | 4 | 3 | 4 | 4 | 3 | 4 | 4 | 4 | 4 | 4 | 4 | 2 | 3 | 4 | |
| 23 | 4 | 3 | 4 | 4 | 1 | 2 | 1 | 4 | 3 | 4 | 3 | 4 | 4 | 4 | 4 | 1 | 2 | 2 | 2 | 2 | 3 | 1 | 2 | 3 | 3 | 2 | 2 | 2 | 4 | 4 | 2 | 4 | 2 | 2 | |
| 24 | 3 | 1 | 3 | 4 | 2 | 4 | 2 | 4 | 2 | 2 | 4 | 2 | 4 | 4 | 4 | 2 | 4 | 4 | 3 | 4 | 4 | 1 | 3 | 4 | 4 | 4 | 4 | 4 | 4 | 4 | 4 | 4 | 2 | 2 | |
| 25 | 3 | 4 | 3 | 4 | 1 | 2 | 1 | 4 | 4 | 3 | 4 | 4 | 4 | 4 | 4 | 3 | 4 | 1 | 4 | 3 | 4 | 2 | 3 | 4 | 4 | 4 | 2 | 2 | 1 | 4 | 4 | 4 | 4 | 3 | |
| 26 | 4 | 2 | 4 | 4 | 4 | 3 | 2 | 4 | 4 | 3 | 4 | 4 | 4 | 4 | 4 | 4 | 4 | 4 | 4 | 3 | 4 | 4 | 4 | 4 | 4 | 4 | 4 | 4 | 4 | 2 | 3 | 4 | 3 | 3 | |
| 27 | 4 | 4 | 2 | 4 | 1 | 4 | 2 | 4 | 3 | 4 | 4 | 2 | 4 | 4 | 4 | 4 | 4 | 3 | 2 | 4 | 2 | 3 | 1 | 4 | 4 | 4 | 4 | 4 | 4 | 4 | 4 | 4 | 4 | 3 | |
| 28 | 3 | 4 | 3 | 1 | 1 | 4 | 1 | 4 | 4 | 4 | 4 | 2 | 4 | 4 | 3 | 4 | 4 | 4 | 4 | 2 | 4 | 4 | 4 | 4 | 4 | 2 | 4 | 4 | 4 | 4 | 4 | 4 | 4 | 4 | |
| 29 | 3 | 4 | 2 | 1 | 4 | 3 | 2 | 3 | 1 | 3 | 4 | 4 | 4 | 4 | 3 | 4 | 4 | 1 | 4 | 4 | 2 | 4 | 3 | 1 | 4 | 4 | 4 | 4 | 4 | 4 | 4 | 4 | 3 | 3 | |
| 30 | 4 | 4 | 1 | 4 | 1 | 4 | 2 | 4 | 3 | 4 | 1 | 2 | 4 | 4 | 3 | 4 | 4 | 2 | 4 | 4 | 1 | 4 | 3 | 4 | 4 | 4 | 4 | 4 | 4 | 4 | 4 | 3 | 4 | 4 | 1 |
| 31 | 3 | 2 | 4 | 4 | 1 | 3 | 2 | 4 | 2 | 4 | 1 | 4 | 4 | 4 | 4 | 2 | 4 | 1 | 3 | 4 | 1 | 4 | 3 | 4 | 4 | 4 | 4 | 4 | 4 | 4 | 4 | 4 | 4 | 4 | 3 |
| 32 | 3 | 2 | 4 | 4 | 1 | 3 | 2 | 4 | 2 | 4 | 2 | 1 | 4 | 4 | 4 | 2 | 4 | 3 | 3 | 4 | 1 | 4 | 3 | 4 | 4 | 4 | 4 | 3 | 4 | 4 | 4 | 4 | 4 | 3 | |
| 33 | 4 | 4 | 3 | 4 | 1 | 3 | 4 | 4 | 4 | 3 | 4 | 3 | 4 | 4 | 4 | 3 | 4 | 3 | 4 | 4 | 2 | 3 | 4 | 4 | 4 | 1 | 4 | 2 | 4 | 2 | 3 | 4 | 3 | 4 | 3 |
| 34 | 4 | 3 | 4 | 4 | 4 | 4 | 4 | 3 | 3 | 4 | 4 | 4 | 4 | 3 | 4 | 3 | 4 | 3 | 4 | 2 | 3 | 3 | 4 | 4 | 3 | 4 | 4 | 3 | 3 | 4 | 3 | 2 | 3 | 3 | 3 |
| 35 | 2 | 1 | 1 | 2 | 1 | 2 | 3 | 1 | 1 | 2 | 1 | 2 | 3 | 1 | 3 | 2 | 1 | 2 | 3 | 2 | 2 | 1 | 2 | 2 | 2 | 2 | 2 | 2 | 1 | 3 | 2 | 4 | 1 | 1 | 2 |
| 36 | 2 | 1 | 2 | 1 | 2 | 1 | 2 | 2 | 2 | 1 | 2 | 1 | 2 | 3 | 1 | 2 | 2 | 1 | 2 | 1 | 1 | 2 | 2 | 1 | 2 | 1 | 2 | 1 | 2 | 1 | 3 | 1 | 1 | 1 | 1 |
| 37 | 3 | 4 | 3 | 3 | 3 | 4 | 3 | 3 | 4 | 4 | 3 | 3 | 4 | 2 | 3 | 3 | 3 | 4 | 4 | 4 | 4 | 3 | 3 | 3 | 3 | 3 | 4 | 4 | 4 | 2 | 2 | 4 | 3 | 4 | 4 |
| 38 | 1 | 2 | 2 | 1 | 4 | 1 | 1 | 4 | 2 | 2 | 2 | 2 | 2 | 2 | 1 | 2 | 1 | 2 | 3 | 3 | 1 | 1 | 1 | 2 | 2 | 1 | 2 | 1 | 2 | 2 | 1 | 3 | 4 | 2 | 2 |
| 39 | 3 | 3 | 4 | 3 | 3 | 3 | 2 | 2 | 3 | 3 | 3 | 4 | 3 | 3 | 4 | 4 | 4 | 2 | 1 | 2 | 4 | 4 | 3 | 4 | 3 | 3 | 3 | 3 | 4 | 1 | 3 | 4 | 2 | 4 | 4 |
| 40 | 1 | 1 | 1 | 1 | 2 | 2 | 1 | 1 | 1 | 1 | 1 | 1 | 1 | 1 | 2 | 2 | 1 | 1 | 2 | 1 | 3 | 3 | 3 | 1 | 2 | 1 | 2 | 1 | 2 | 1 | 4 | 2 | 2 | 1 | 1 |

(bersambung)

(sambungan)

| Kasus | Ekuir Nomor | | | | | | | | | | | | | | | | | | | | | | | | | | | | | | | | | | | | | | | | | | | | | | | | | | | | | | | | | | | | Total |
|-------|-------------|----|----|----|----|----|----|----|----|----|----|----|----|----|----|----|----|----|----|----|----|----|----|----|----|----|-----|-------|--|--|--|--|--|--|--|--|--|--|--|--|--|--|--|--|--|--|--|--|--|--|--|--|--|--|--|--|--|--|--|--|-------|
| Nomor | 34 | 35 | 36 | 37 | 38 | 39 | 40 | 41 | 42 | 43 | 44 | 45 | 46 | 47 | 48 | 49 | 50 | 51 | 52 | 53 | 54 | 55 | 56 | 57 | 58 | 59 | 60 | Total | | | | | | | | | | | | | | | | | | | | | | | | | | | | | | | | | |
| 1 | 4 | 4 | 4 | 4 | 4 | 4 | 4 | 3 | 2 | 3 | 2 | 3 | 4 | 4 | 4 | 4 | 4 | 4 | 4 | 4 | 3 | 3 | 2 | 4 | 4 | 1 | 3 | 203 | | | | | | | | | | | | | | | | | | | | | | | | | | | | | | | | | |
| 2 | 4 | 4 | 4 | 4 | 3 | 2 | 4 | 3 | 4 | 4 | 3 | 4 | 4 | 4 | 4 | 2 | 2 | 4 | 4 | 4 | 2 | 2 | 2 | 2 | 1 | 4 | 4 | 188 | | | | | | | | | | | | | | | | | | | | | | | | | | | | | | | | | |
| 3 | 4 | 4 | 3 | 4 | 4 | 4 | 4 | 4 | 4 | 3 | 4 | 4 | 3 | 4 | 4 | 2 | 2 | 4 | 4 | 3 | 2 | 2 | 4 | 4 | 3 | 2 | 206 | | | | | | | | | | | | | | | | | | | | | | | | | | | | | | | | | | |
| 4 | 4 | 4 | 3 | 4 | 4 | 3 | 4 | 4 | 2 | 3 | 2 | 4 | 4 | 4 | 2 | 4 | 2 | 2 | 4 | 4 | 3 | 2 | 2 | 4 | 3 | 1 | 3 | 192 | | | | | | | | | | | | | | | | | | | | | | | | | | | | | | | | | |
| 5 | 4 | 4 | 4 | 1 | 4 | 2 | 4 | 3 | 4 | 4 | 2 | 4 | 4 | 4 | 4 | 2 | 3 | 3 | 4 | 1 | 3 | 2 | 4 | 4 | 4 | 3 | 199 | | | | | | | | | | | | | | | | | | | | | | | | | | | | | | | | | | |
| 6 | 4 | 2 | 4 | 3 | 4 | 4 | 2 | 2 | 3 | 3 | 2 | 4 | 4 | 4 | 4 | 2 | 4 | 2 | 4 | 4 | 3 | 3 | 2 | 2 | 3 | 4 | 3 | 188 | | | | | | | | | | | | | | | | | | | | | | | | | | | | | | | | | |
| 7 | 2 | 1 | 1 | 1 | 2 | 3 | 2 | 1 | 3 | 1 | 1 | 3 | 2 | 1 | 2 | 2 | 3 | 3 | 1 | 3 | 4 | 4 | 4 | 3 | 1 | 3 | 1 | 118 | | | | | | | | | | | | | | | | | | | | | | | | | | | | | | | | | |
| 8 | 3 | 4 | 4 | 2 | 4 | 3 | 4 | 4 | 1 | 4 | 3 | 4 | 4 | 4 | 1 | 4 | 4 | 2 | 3 | 4 | 2 | 2 | 4 | 4 | 4 | 3 | 4 | 185 | | | | | | | | | | | | | | | | | | | | | | | | | | | | | | | | | |
| 9 | 2 | 4 | 4 | 3 | 4 | 2 | 4 | 2 | 4 | 4 | 2 | 2 | 4 | 4 | 2 | 4 | 4 | 4 | 3 | 4 | 2 | 1 | 4 | 3 | 4 | 2 | 3 | 194 | | | | | | | | | | | | | | | | | | | | | | | | | | | | | | | | | |
| 10 | 2 | 4 | 4 | 4 | 4 | 1 | 3 | 2 | 1 | 4 | 2 | 4 | 4 | 4 | 4 | 3 | 2 | 1 | 4 | 4 | 3 | 2 | 1 | 2 | 3 | 4 | 1 | 170 | | | | | | | | | | | | | | | | | | | | | | | | | | | | | | | | | |
| 11 | 3 | 4 | 4 | 2 | 4 | 1 | 4 | 4 | 1 | 2 | 1 | 4 | 4 | 2 | 3 | 4 | 1 | 4 | 4 | 4 | 2 | 1 | 3 | 2 | 1 | 2 | 2 | 177 | | | | | | | | | | | | | | | | | | | | | | | | | | | | | | | | | |
| 12 | 1 | 2 | 2 | 1 | 1 | 3 | 2 | 1 | 2 | 2 | 1 | 2 | 3 | 1 | 1 | 1 | 3 | 3 | 1 | 2 | 4 | 4 | 1 | 3 | 2 | 4 | 2 | 117 | | | | | | | | | | | | | | | | | | | | | | | | | | | | | | | | | |
| 13 | 4 | 4 | 4 | 3 | 4 | 2 | 4 | 4 | 2 | 3 | 2 | 4 | 4 | 4 | 2 | 2 | 3 | 4 | 3 | 4 | 1 | 2 | 3 | 4 | 4 | 2 | 4 | 186 | | | | | | | | | | | | | | | | | | | | | | | | | | | | | | | | | |
| 14 | 4 | 4 | 2 | 4 | 4 | 3 | 4 | 3 | 4 | 3 | 3 | 4 | 4 | 4 | 1 | 3 | 2 | 4 | 3 | 4 | 1 | 3 | 2 | 2 | 3 | 1 | 2 | 174 | | | | | | | | | | | | | | | | | | | | | | | | | | | | | | | | | |
| 15 | 3 | 4 | 4 | 2 | 3 | 1 | 4 | 2 | 4 | 4 | 1 | 4 | 4 | 4 | 3 | 2 | 2 | 2 | 1 | 4 | 1 | 1 | 3 | 4 | 3 | 4 | 3 | 172 | | | | | | | | | | | | | | | | | | | | | | | | | | | | | | | | | |
| 16 | 3 | 3 | 4 | 2 | 1 | 2 | 3 | 2 | 4 | 3 | 2 | 4 | 4 | 4 | 3 | 2 | 1 | 2 | 2 | 4 | 3 | 2 | 4 | 4 | 2 | 1 | 2 | 170 | | | | | | | | | | | | | | | | | | | | | | | | | | | | | | | | | |
| 17 | 2 | 1 | 4 | 2 | 3 | 4 | 4 | 3 | 4 | 4 | 4 | 4 | 4 | 4 | 4 | 3 | 2 | 2 | 3 | 4 | 2 | 3 | 1 | 4 | 4 | 1 | 4 | 179 | | | | | | | | | | | | | | | | | | | | | | | | | | | | | | | | | |
| 18 | 4 | 2 | 4 | 4 | 4 | 4 | 3 | 2 | 4 | 4 | 2 | 3 | 4 | 4 | 3 | 4 | 2 | 4 | 3 | 4 | 2 | 3 | 4 | 4 | 3 | 2 | 2 | 202 | | | | | | | | | | | | | | | | | | | | | | | | | | | | | | | | | |
| 19 | 4 | 4 | 4 | 4 | 4 | 4 | 3 | 4 | 4 | 4 | 3 | 4 | 4 | 4 | 2 | 4 | 4 | 2 | 3 | 4 | 2 | 4 | 1 | 4 | 3 | 3 | 1 | 186 | | | | | | | | | | | | | | | | | | | | | | | | | | | | | | | | | |
| 20 | 1 | 1 | 1 | 4 | 2 | 1 | 1 | 1 | 3 | 1 | 4 | 1 | 3 | 1 | 2 | 2 | 1 | 1 | 2 | 1 | 4 | 4 | 3 | 1 | 1 | 2 | 1 | 120 | | | | | | | | | | | | | | | | | | | | | | | | | | | | | | | | | |
| 21 | 2 | 3 | 4 | 3 | 3 | 4 | 4 | 4 | 3 | 4 | 2 | 4 | 4 | 3 | 4 | 4 | 1 | 3 | 2 | 4 | 2 | 4 | 4 | 4 | 3 | 2 | 2 | 170 | | | | | | | | | | | | | | | | | | | | | | | | | | | | | | | | | |
| 22 | 4 | 4 | 4 | 4 | 3 | 4 | 4 | 4 | 4 | 4 | 4 | 4 | 4 | 4 | 1 | 4 | 4 | 4 | 3 | 4 | 2 | 3 | 3 | 2 | 4 | 2 | 4 | 204 | | | | | | | | | | | | | | | | | | | | | | | | | | | | | | | | | |
| 23 | 1 | 4 | 4 | 1 | 4 | 1 | 3 | 1 | 4 | 4 | 4 | 4 | 4 | 1 | 4 | 4 | 3 | 3 | 4 | 2 | 2 | 1 | 2 | 1 | 4 | 3 | 3 | 166 | | | | | | | | | | | | | | | | | | | | | | | | | | | | | | | | | |
| 24 | 4 | 4 | 4 | 3 | 4 | 1 | 3 | 4 | 4 | 3 | 1 | 4 | 3 | 4 | 1 | 3 | 3 | 4 | 4 | 4 | 3 | 4 | 2 | 1 | 4 | 1 | 2 | 187 | | | | | | | | | | | | | | | | | | | | | | | | | | | | | | | | | |
| 25 | 4 | 4 | 4 | 4 | 4 | 4 | 4 | 4 | 4 | 3 | 2 | 4 | 4 | 4 | 1 | 4 | 2 | 2 | 3 | 4 | 3 | 3 | 4 | 4 | 4 | 2 | 2 | 196 | | | | | | | | | | | | | | | | | | | | | | | | | | | | | | | | | |
| 26 | 4 | 1 | 4 | 2 | 4 | 4 | 4 | 4 | 4 | 4 | 3 | 4 | 4 | 4 | 3 | 4 | 4 | 4 | 3 | 4 | 2 | 3 | 3 | 4 | 4 | 1 | 1 | 210 | | | | | | | | | | | | | | | | | | | | | | | | | | | | | | | | | |
| 27 | 4 | 4 | 4 | 4 | 4 | 3 | 4 | 3 | 4 | 4 | 3 | 4 | 4 | 4 | 1 | 4 | 4 | 4 | 2 | 4 | 2 | 3 | 3 | 4 | 4 | 2 | 4 | 206 | | | | | | | | | | | | | | | | | | | | | | | | | | | | | | | | | |
| 28 | 4 | 4 | 4 | 1 | 4 | 4 | 4 | 4 | 4 | 3 | 4 | 4 | 4 | 4 | 4 | 4 | 3 | 2 | 2 | 4 | 3 | 3 | 3 | 1 | 3 | 1 | 4 | 203 | | | | | | | | | | | | | | | | | | | | | | | | | | | | | | | | | |
| 29 | 2 | 4 | 4 | 4 | 3 | 4 | 4 | 2 | 2 | 3 | 3 | 4 | 4 | 4 | 4 | 4 | 4 | 4 | 4 | 4 | 2 | 3 | 1 | 4 | 1 | 2 | 2 | 192 | | | | | | | | | | | | | | | | | | | | | | | | | | | | | | | | | |
| 30 | 4 | 4 | 4 | 3 | 4 | 4 | 4 | 4 | 4 | 4 | 2 | 4 | 4 | 4 | 3 | 1 | 3 | 4 | 4 | 4 | 2 | 2 | 3 | 4 | 4 | 3 | 4 | 201 | | | | | | | | | | | | | | | | | | | | | | | | | | | | | | | | | |
| 31 | 3 | 4 | 4 | 4 | 4 | 2 | 4 | 4 | 4 | 4 | 4 | 4 | 4 | 4 | 3 | 4 | 2 | 4 | 4 | 4 | 2 | 3 | 4 | 4 | 4 | 4 | 4 | 206 | | | | | | | | | | | | | | | | | | | | | | | | | | | | | | | | | |
| 32 | 3 | 4 | 4 | 4 | 4 | 2 | 4 | 4 | 4 | 4 | 2 | 4 | 4 | 4 | 4 | 4 | 4 | 4 | 4 | 3 | 2 | 3 | 3 | 4 | 4 | 4 | 4 | 204 | | | | | | | | | | | | | | | | | | | | | | | | | | | | | | | | | |
| 33 | 2 | 4 | 3 | 3 | 2 | 4 | 4 | 2 | 4 | 3 | 3 | 3 | 3 | 3 | 3 | 4 | 2 | 3 | 4 | 4 | 4 | 3 | 3 | 4 | 4 | 4 | 3 | 199 | | | | | | | | | | | | | | | | | | | | | | | | | | | | | | | | | |
| 34 | 4 | 2 | 3 | 2 | 4 | 1 | 3 | 4 | 3 | 3 | 2 | 1 | 4 | 4 | 4 | 3 | 4 | 2 | 3 | 4 | 4 | 4 | 4 | 4 | 4 | 4 | 4 | 202 | | | | | | | | | | | | | | | | | | | | | | | | | | | | | | | | | |
| 35 | 1 | 3 | 2 | 2 | 1 | 2 | 2 | 1 | 1 | 1 | 3 | 4 | 2 | 2 | 2 | 1 | 1 | 3 | 2 | 2 | 1 | 1 | 1 | 2 | 3 | 4 | 3 | 114 | | | | | | | | | | | | | | | | | | | | | | | | | | | | | | | | | |
| 36 | 2 | 2 | 1 | 3 | 2 | 1 | 2 | 2 | 3 | 3 | 1 | 1 | 1 | 1 | 1 | 2 | 1 | 4 | 1 | 1 | 1 | 2 | 2 | 3 | 2 | 2 | 1 | 100 | | | | | | | | | | | | | | | | | | | | | | | | | | | | | | | | | |
| 37 | 4 | 4 | 4 | 4 | 4 | 3 | 3 | 1 | 4 | 4 | 4 | 3 | 3 | 2 | 1 | 3 | 3 | 2 | 4 | 3 | 3 | 4 | 2 | 4 | 3 | 3 | 3 | 195 | | | | | | | | | | | | | | | | | | | | | | | | | | | | | | | | | |
| 38 | 3 | 3 | 2 | 1 | 1 | 3 | 1 | 3 | 2 | 2 | 1 | 4 | 4 | 4 | 4 | 1 | 3 | 4 | 1 | 3 | 3 | 3 | 3 | 1 | 3 | 2 | 4 | 132 | | | | | | | | | | | | | | | | | | | | | | | | | | | | | | | | | |
| 39 | 3 | 1 | 4 | 4 | 3 | 4 | 4 | 4 | 2 | 1 | 2 | 2 | 1 | 1 | 3 | 4 | 2 | 1 | 2 | 2 | 2 | 2 | 4 | 2 | 1 | 1 | 2 | 165 | | | | | | | | | | | | | | | | | | | | | | | | | | | | | | | | | |
| 40 | 1 | 1 | 1 | 1 | 3 | 2 | 1 | 3 | 1 | 2 | 4 | 1 | 2 | 2 | 2 | 4 | 4 | 1 | 3 | 1 | 2 | 1 | 1 | 2 | 2 | 2 | 1 | 103 | | | | | | | | | | | | | | | | | | | | | | | | | | | | | | | | | |

S.P.S. : Seri Program Statistik
Program : ANALISIS KEBAHASAN BUTIR
Edisi : Sutrisno Hadi dan Senc Pamardiyanto
Universitas Gadjah Mada, Yogyakarta, Indonesia
Versi ISBN/IN, Hak Cipta (c) 1992, Dilindungi UU

Nama Pemilik : Sulastri, 2165/FS
Nama Lembaga : Fakultas Psikologi - UGM
A l a m a t : Yogyakarta
=====

Nama Peneliti : Eail Erinda F
Nama Lembaga : Fakultas Psikologi Unika Soegijapranata SMS
Tgl. Analisis : 25-Februari-1993
Nama Berkas : try
=====

Nama Konstrak : Koral Kerja
Faktor Ke- 1 : Sikap Terhadap Teman Sekerja

Butir 1 = Rekaman Nomor : 1
Butir 2 = Rekaman Nomor : 5
Butir 3 = Rekaman Nomor : 9
Butir 4 = Rekaman Nomor : 13
Butir 5 = Rekaman Nomor : 17

Butir 6 = Rekaman Nomor : 21
Butir 7 = Rekaman Nomor : 25
Butir 8 = Rekaman Nomor : 29
Butir 9 = Rekaman Nomor : 33
Butir 10 = Rekaman Nomor : 37


Butir 11 = Rekaman Nomor : 41
Butir 12 = Rekaman Nomor : 45
Butir 13 = Rekaman Nomor : 49
Butir 14 = Rekaman Nomor : 53
Butir 15 = Rekaman Nomor : 57

Dacah Kasus Benula : 40
Dacah Data Kosong : 0
Dacah Kasus Jalan : 40



TABEL RINGKUPAN ANALISIS GUTIR
 Faktor $\alpha = 2$ pada Taraf Signifikansi : 0.05


| Batir No. | r ay | r bt | p | Status |
|-----------|--------|--------|-------|--------|
| 1 | 0.354 | 0.572 | 0.000 | sahih |
| 2 | -0.103 | -0.249 | 0.059 | gugur |
| 3 | 0.410 | 0.264 | 0.048 | sahih |
| 4 | 0.576 | 0.587 | 0.000 | sahih |
| 5 | 0.851 | 0.815 | 0.000 | sahih |
| 6 | 0.324 | 0.160 | 0.337 | gugur |
| 7 | 0.733 | 0.652 | 0.000 | sahih |
| 8 | 0.340 | 0.205 | 0.101 | gugur |
| 9 | 0.200 | 0.058 | 0.361 | gugur |
| 10 | 0.580 | 0.458 | 0.002 | sahih |
| 11 | 0.573 | 0.453 | 0.002 | sahih |
| 12 | 0.547 | 0.437 | 0.002 | sahih |
| 13 | 0.622 | 0.519 | 0.000 | sahih |
| 14 | 0.753 | 0.741 | 0.000 | sahih |
| 15 | 0.478 | 0.347 | 0.013 | sahih |



TABEL BUTIR-BUTIR SAHIB
 Pada Taraf Signifikansi : 0.05

Kasus Subir Nomor:
 Noabr 1 3 4 5 7 10 11 12 13 14 15 Tot

| | | | | | | | | | | | | |
|----|---|---|---|---|---|---|---|---|---|---|---|----|
| 1 | 3 | 2 | 4 | 4 | 2 | 4 | 3 | 3 | 4 | 4 | 4 | 37 |
| 2 | 4 | 3 | 4 | 4 | 4 | 4 | 3 | 4 | 4 | 4 | 2 | 40 |
| 3 | 3 | 3 | 3 | 4 | 4 | 4 | 4 | 4 | 4 | 4 | 4 | 41 |
| 4 | 3 | 4 | 4 | 4 | 4 | 4 | 4 | 4 | 4 | 4 | 4 | 4 |
| 5 | 3 | 1 | 4 | 4 | 1 | 1 | 3 | 4 | 4 | 4 | 4 | 33 |
| 6 | 3 | 1 | 4 | 4 | 4 | 3 | 2 | 4 | 2 | 4 | 2 | 33 |
| 7 | 2 | 2 | 2 | 1 | 1 | 1 | 1 | 3 | 2 | 3 | 3 | 21 |
| 8 | 3 | 1 | 4 | 4 | 2 | 2 | 4 | 4 | 4 | 4 | 4 | 36 |
| 9 | 3 | 4 | 4 | 4 | 4 | 3 | 2 | 2 | 4 | 4 | 3 | 37 |
| 10 | 3 | 3 | 4 | 4 | 4 | 4 | 2 | 4 | 3 | 4 | 2 | 37 |
| 11 | 3 | 4 | 1 | 4 | 3 | 2 | 4 | 4 | 4 | 4 | 2 | 35 |
| 12 | 2 | 2 | 2 | 1 | 2 | 1 | 1 | 2 | 1 | 2 | 3 | 19 |
| 13 | 3 | 1 | 4 | 4 | 4 | 3 | 4 | 4 | 2 | 4 | 4 | 37 |
| 14 | 3 | 1 | 4 | 4 | 4 | 4 | 3 | 4 | 3 | 4 | 2 | 36 |
| 15 | 1 | 4 | 4 | 4 | 2 | 2 | 2 | 4 | 2 | 4 | 4 | 33 |
| 16 | 3 | 4 | 4 | 3 | 4 | 2 | 2 | 4 | 2 | 4 | 4 | 36 |
| 17 | 3 | 3 | 1 | 3 | 4 | 2 | 3 | 4 | 3 | 4 | 4 | 34 |
| 18 | 1 | 4 | 4 | 4 | 4 | 4 | 2 | 3 | 4 | 4 | 4 | 38 |
| 19 | 3 | 1 | 4 | 2 | 4 | 4 | 4 | 4 | 4 | 4 | 4 | 38 |
| 20 | 1 | 2 | 3 | 2 | 3 | 4 | 1 | 1 | 2 | 1 | 1 | 21 |
| 21 | 2 | 4 | 4 | 4 | 3 | 3 | 4 | 4 | 4 | 4 | 4 | 40 |
| 22 | 4 | 2 | 4 | 4 | 3 | 4 | 4 | 4 | 4 | 4 | 2 | 39 |
| 23 | 4 | 3 | 4 | 2 | 3 | 1 | 1 | 4 | 3 | 2 | 4 | 31 |
| 24 | 3 | 2 | 4 | 4 | 4 | 3 | 4 | 4 | 3 | 4 | 1 | 36 |
| 25 | 3 | 4 | 4 | 4 | 4 | 4 | 4 | 4 | 4 | 4 | 4 | 43 |
| 26 | 4 | 4 | 4 | 4 | 4 | 2 | 4 | 4 | 4 | 4 | 4 | 42 |
| 27 | 4 | 3 | 4 | 4 | 4 | 4 | 3 | 4 | 4 | 4 | 4 | 42 |
| 28 | 3 | 4 | 4 | 4 | 2 | 1 | 4 | 4 | 4 | 4 | 1 | 35 |
| 29 | 3 | 1 | 4 | 4 | 4 | 4 | 2 | 4 | 4 | 4 | 4 | 38 |
| 30 | 4 | 3 | 4 | 4 | 4 | 3 | 4 | 4 | 1 | 4 | 4 | 39 |
| 31 | 3 | 2 | 4 | 4 | 4 | 4 | 4 | 4 | 4 | 4 | 4 | 41 |
| 32 | 3 | 2 | 4 | 4 | 4 | 4 | 4 | 4 | 4 | 3 | 4 | 40 |
| 33 | 4 | 4 | 4 | 4 | 4 | 3 | 2 | 3 | 4 | 4 | 4 | 40 |
| 34 | 4 | 3 | 3 | 3 | 4 | 2 | 4 | 1 | 3 | 4 | 4 | 35 |
| 35 | 2 | 1 | 3 | 1 | 2 | 2 | 1 | 4 | 1 | 2 | 2 | 21 |
| 36 | 2 | 2 | 2 | 2 | 2 | 3 | 2 | 1 | 2 | 1 | 3 | 22 |
| 37 | 3 | 4 | 4 | 3 | 3 | 4 | 1 | 3 | 3 | 3 | 4 | 35 |
| 38 | 1 | 2 | 2 | 2 | 1 | 1 | 3 | 4 | 1 | 3 | 1 | 21 |
| 39 | 3 | 3 | 3 | 4 | 3 | 4 | 4 | 2 | 4 | 2 | 2 | 34 |
| 40 | 1 | 1 | 1 | 1 | 1 | 1 | 3 | 1 | 4 | 1 | 2 | 17 |



Nama Konstruk : Moral Kerja
 Faktor Ke- 2 : Sikap Terhadap Atasan

Butir 1 = Rekanan Nomor : 2
 Butir 2 = Rekanan Nomor : 5
 Butir 3 = Rekanan Nomor : 10
 Butir 4 = Rekanan Nomor : 14
 Butir 5 = Rekanan Nomor : 18


Butir 6 = Rekanan Nomor : 22
 Butir 7 = Rekanan Nomor : 26
 Butir 8 = Rekanan Nomor : 30
 Butir 9 = Rekanan Nomor : 34
 Butir 10 = Rekanan Nomor : 38

Butir 11 = Rekanan Nomor : 42
 Butir 12 = Rekanan Nomor : 46
 Butir 13 = Rekanan Nomor : 50
 Butir 14 = Rekanan Nomor : 54
 Butir 15 = Rekanan Nomor : 58

Cacah Kasus Semula : 40
 Cacah Data Kosong : 0
 Cacah Kasus Jalan : 40

TABEL RANGKUMAN ANALISIS BUTIR
 Pufaran Ke - 2 pada Taraf Signifikansi : 0.05

| Butir No. | r xy | r bt | p | Status |
|-----------|--------|--------|-------|--------|
| 1 | 0.531 | 0.423 | 0.003 | sahih |
| 2 | 0.777 | 0.722 | 0.000 | sahih |
| 3 | 0.665 | 0.583 | 0.000 | sahih |
| 4 | 0.650 | 0.576 | 0.000 | sahih |
| 5 | 0.278 | 0.153 | 0.326 | gugur |
| 6 | 0.567 | 0.469 | 0.001 | sahih |
| 7 | 0.751 | 0.691 | 0.000 | sahih |
| 8 | 0.592 | 0.494 | 0.001 | sahih |
| 9 | 0.718 | 0.650 | 0.000 | sahih |
| 10 | 0.796 | 0.748 | 0.000 | sahih |
| 11 | 0.491 | 0.387 | 0.007 | sahih |
| 12 | 0.650 | 0.583 | 0.000 | sahih |
| 13 | 0.395 | 0.286 | 0.035 | sahih |
| 14 | -0.020 | -0.125 | 0.276 | gugur |
| 15 | 0.624 | 0.541 | 0.000 | sahih |



TABEL BUTIR-BUTIR BAHIN
 Pada Taraf Signifikansi : 0.05

| Kelas | Butir Nomor: | | | | | | | | | | | | | | | Tot |
|-------|--------------|---|---|---|---|---|---|---|---|----|----|----|----|----|-----|-----|
| Nomor | 1 | 2 | 3 | 4 | 5 | 6 | 7 | 8 | 9 | 10 | 11 | 12 | 13 | 15 | Tot | |
| 1 | 3 | 4 | 4 | 1 | 4 | 4 | 2 | 4 | 4 | 2 | 4 | 4 | 4 | 4 | 44 | |
| 2 | 1 | 2 | 2 | 4 | 3 | 4 | 2 | 4 | 3 | 4 | 4 | 2 | 1 | 36 | | |
| 3 | 3 | 4 | 3 | 4 | 3 | 3 | 4 | 4 | 4 | 4 | 4 | 2 | 4 | 46 | | |
| 4 | 2 | 4 | 4 | 4 | 4 | 2 | 2 | 4 | 4 | 2 | 4 | 2 | 3 | 41 | | |
| 5 | 4 | 4 | 3 | 4 | 2 | 4 | 4 | 4 | 4 | 4 | 4 | 2 | 4 | 47 | | |
| 6 | 4 | 2 | 1 | 4 | 2 | 4 | 2 | 4 | 4 | 3 | 4 | 4 | 3 | 41 | | |
| 7 | 1 | 1 | 2 | 2 | 1 | 1 | 1 | 2 | 2 | 3 | 2 | 3 | 1 | 22 | | |
| 8 | 4 | 2 | 1 | 4 | 3 | 4 | 1 | 3 | 4 | 1 | 4 | 4 | 4 | 39 | | |
| 9 | 4 | 3 | 4 | 4 | 2 | 4 | 4 | 2 | 4 | 4 | 4 | 4 | 4 | 47 | | |
| 10 | 2 | 4 | 4 | 3 | 4 | 4 | 4 | 2 | 4 | 1 | 4 | 2 | 3 | 41 | | |
| 11 | 4 | 4 | 3 | 4 | 3 | 4 | 4 | 3 | 4 | 1 | 4 | 1 | 1 | 40 | | |
| 12 | 1 | 1 | 1 | 3 | 1 | 2 | 1 | 1 | 1 | 2 | 3 | 3 | 2 | 22 | | |
| 13 | 4 | 2 | 2 | 4 | 2 | 4 | 3 | 4 | 4 | 2 | 4 | 3 | 4 | 42 | | |
| 14 | 4 | 2 | 4 | 4 | 4 | 4 | 4 | 4 | 4 | 4 | 4 | 2 | 3 | 47 | | |
| 15 | 3 | 3 | 4 | 4 | 3 | 3 | 4 | 3 | 3 | 4 | 4 | 2 | 3 | 43 | | |
| 16 | 2 | 3 | 4 | 4 | 2 | 4 | 3 | 3 | 1 | 4 | 4 | 1 | 2 | 37 | | |
| 17 | 4 | 4 | 4 | 4 | 1 | 4 | 4 | 2 | 3 | 4 | 4 | 2 | 4 | 44 | | |
| 18 | 4 | 3 | 1 | 4 | 4 | 4 | 2 | 4 | 4 | 4 | 4 | 2 | 3 | 43 | | |
| 19 | 1 | 1 | 4 | 4 | 3 | 4 | 4 | 4 | 4 | 4 | 4 | 4 | 3 | 47 | | |
| 20 | 2 | 1 | 1 | 1 | 1 | 3 | 1 | 1 | 2 | 3 | 3 | 1 | 1 | 21 | | |
| 21 | 3 | 2 | 3 | 4 | 3 | 1 | 1 | 2 | 3 | 3 | 4 | 1 | 3 | 33 | | |
| 22 | 1 | 4 | 3 | 4 | 4 | 4 | 4 | 4 | 3 | 4 | 4 | 4 | 4 | 47 | | |
| 23 | 3 | 2 | 4 | 4 | 1 | 2 | 4 | 1 | 4 | 4 | 1 | 3 | 3 | 36 | | |
| 24 | 1 | 4 | 2 | 4 | 1 | 4 | 4 | 4 | 4 | 4 | 3 | 3 | 4 | 42 | | |
| 25 | 4 | 2 | 3 | 4 | 2 | 4 | 4 | 4 | 4 | 4 | 4 | 2 | 4 | 45 | | |
| 26 | 2 | 3 | 3 | 4 | 4 | 4 | 3 | 4 | 4 | 4 | 4 | 4 | 4 | 47 | | |
| 27 | 4 | 4 | 4 | 4 | 2 | 4 | 4 | 4 | 4 | 4 | 4 | 4 | 4 | 50 | | |
| 28 | 4 | 4 | 4 | 4 | 4 | 4 | 4 | 4 | 4 | 4 | 4 | 3 | 3 | 50 | | |
| 29 | 4 | 3 | 3 | 4 | 4 | 4 | 4 | 2 | 3 | 2 | 4 | 4 | 1 | 42 | | |
| 30 | 4 | 4 | 4 | 4 | 4 | 4 | 3 | 4 | 4 | 4 | 4 | 3 | 4 | 50 | | |
| 31 | 2 | 3 | 4 | 4 | 4 | 4 | 4 | 3 | 4 | 4 | 4 | 2 | 4 | 46 | | |
| 32 | 2 | 3 | 4 | 4 | 4 | 4 | 4 | 3 | 4 | 4 | 4 | 4 | 4 | 48 | | |
| 33 | 4 | 3 | 3 | 4 | 3 | 1 | 2 | 2 | 2 | 4 | 3 | 2 | 4 | 37 | | |
| 34 | 3 | 4 | 4 | 4 | 4 | 4 | 3 | 4 | 4 | 3 | 4 | 4 | 4 | 49 | | |
| 35 | 1 | 2 | 2 | 1 | 1 | 2 | 4 | 1 | 1 | 1 | 2 | 1 | 3 | 22 | | |
| 36 | 1 | 1 | 1 | 3 | 2 | 1 | 1 | 2 | 2 | 3 | 1 | 1 | 2 | 21 | | |
| 37 | 4 | 4 | 4 | 2 | 3 | 4 | 2 | 4 | 4 | 4 | 3 | 3 | 3 | 44 | | |
| 38 | 2 | 1 | 2 | 1 | 1 | 2 | 1 | 3 | 1 | 2 | 4 | 3 | 3 | 26 | | |
| 39 | 3 | 3 | 3 | 3 | 4 | 3 | 3 | 3 | 3 | 2 | 1 | 2 | 1 | 34 | | |
| 40 | 1 | 2 | 1 | 2 | 3 | 2 | 4 | 1 | 3 | 1 | 2 | 4 | 2 | 28 | | |



nama variabel : Moral Kerja
faktor ke-3 : Sikap Terhadap Pekerjaan

Butir 1 = Rekam Nomor : 3
Butir 2 = Rekam Nomor : 7
Butir 3 = Rekam Nomor : 11
Butir 4 = Rekam Nomor : 15
Butir 5 = Rekam Nomor : 19

Butir 6 = Rekam Nomor : 23
Butir 7 = Rekam Nomor : 27
Butir 8 = Rekam Nomor : 31
Butir 9 = Rekam Nomor : 35
Butir 10 = Rekam Nomor : 39

Butir 11 = Rekam Nomor : 43
Butir 12 = Rekam Nomor : 47
Butir 13 = Rekam Nomor : 51
Butir 14 = Rekam Nomor : 55
Butir 15 = Rekam Nomor : 59

Jumlah Kasus Semula : 40
Jumlah Data Kosong : 0
Jumlah Kasus Jalan : 40

TABEL RANGKUMAN ANALISIS BUTIR
Subaran Ke - 3 pada Taraf Signifikansi : 0.05

| Butir No. | r xy | r bt | p | Status |
|-----------|--------|--------|-------|--------|
| 1 | 0.655 | 0.566 | 0.000 | sahih |
| 2 | -0.057 | -0.179 | 0.134 | gugur |
| 3 | 0.541 | 0.420 | 0.003 | sahih |
| 4 | 0.761 | 0.702 | 0.000 | sahih |
| 5 | 0.625 | 0.542 | 0.000 | sahih |
| 6 | 0.752 | 0.693 | 0.000 | sahih |
| 7 | 0.579 | 0.461 | 0.002 | sahih |
| 8 | 0.835 | 0.783 | 0.000 | sahih |
| 9 | 0.615 | 0.507 | 0.001 | sahih |
| 10 | 0.405 | 0.265 | 0.047 | sahih |
| 11 | 0.737 | 0.669 | 0.000 | sahih |
| 12 | 0.789 | 0.725 | 0.000 | sahih |
| 13 | 0.357 | 0.231 | 0.074 | gugur |
| 14 | 0.232 | 0.115 | 0.257 | gugur |
| 15 | 0.051 | -0.091 | 0.291 | gugur |

TABEL BUTIR-BUTIR GABUNG
 Pada Taraf Signifikansi : 0.05

| Kasus | Butir Nomor: | | | | | | | | | | | | Tot |
|-------|--------------|---|---|---|---|---|---|---|---|----|----|----|-----|
| Nomor | 1 | 2 | 3 | 4 | 5 | 6 | 7 | 8 | 9 | 10 | 11 | 12 | Tot |
| 1 | 4 | 4 | 4 | 4 | 4 | 4 | 4 | 4 | 4 | 4 | 3 | 4 | 43 |
| 2 | 2 | 4 | 4 | 3 | 4 | 3 | 4 | 4 | 2 | 4 | 4 | 4 | 38 |
| 3 | 3 | 4 | 4 | 3 | 4 | 4 | 4 | 4 | 4 | 4 | 4 | 3 | 41 |
| 4 | 4 | 4 | 4 | 4 | 2 | 4 | 4 | 4 | 3 | 3 | 4 | 4 | 37 |
| 5 | 4 | 4 | 4 | 3 | 3 | 4 | 4 | 4 | 2 | 4 | 4 | 4 | 40 |
| 6 | 3 | 4 | 4 | 1 | 3 | 2 | 4 | 2 | 4 | 3 | 4 | 4 | 34 |
| 7 | 1 | 2 | 2 | 3 | 2 | 1 | 1 | 1 | 3 | 1 | 1 | 1 | 18 |
| 8 | 2 | 4 | 4 | 2 | 1 | 2 | 4 | 4 | 3 | 4 | 4 | 4 | 34 |
| 9 | 4 | 4 | 3 | 4 | 3 | 2 | 4 | 4 | 2 | 4 | 4 | 4 | 38 |
| 10 | 3 | 4 | 4 | 3 | 3 | 1 | 4 | 4 | 1 | 4 | 4 | 4 | 35 |
| 11 | 2 | 4 | 4 | 3 | 3 | 2 | 2 | 4 | 1 | 2 | 2 | 2 | 29 |
| 12 | 1 | 2 | 1 | 1 | 1 | 3 | 1 | 2 | 3 | 2 | 1 | 1 | 18 |
| 13 | 3 | 3 | 4 | 4 | 3 | 2 | 4 | 4 | 2 | 3 | 4 | 4 | 36 |
| 14 | 3 | 4 | 4 | 3 | 3 | 1 | 4 | 4 | 3 | 3 | 4 | 4 | 36 |
| 15 | 3 | 4 | 4 | 2 | 3 | 2 | 4 | 4 | 1 | 4 | 4 | 4 | 35 |
| 16 | 2 | 4 | 4 | 3 | 4 | 2 | 4 | 3 | 2 | 3 | 4 | 4 | 35 |
| 17 | 4 | 1 | 4 | 3 | 3 | 4 | 2 | 1 | 4 | 4 | 4 | 4 | 34 |
| 18 | 4 | 4 | 4 | 4 | 4 | 4 | 4 | 2 | 4 | 4 | 4 | 4 | 42 |
| 19 | 3 | 4 | 3 | 3 | 3 | 4 | 4 | 4 | 4 | 4 | 4 | 4 | 40 |
| 20 | 1 | 3 | 1 | 2 | 1 | 3 | 2 | 1 | 1 | 1 | 1 | 1 | 17 |
| 21 | 3 | 2 | 4 | 3 | 2 | 1 | 4 | 3 | 4 | 4 | 3 | 3 | 33 |
| 22 | 3 | 4 | 4 | 3 | 3 | 4 | 4 | 4 | 4 | 4 | 4 | 4 | 41 |
| 23 | 4 | 3 | 4 | 2 | 2 | 2 | 2 | 4 | 1 | 4 | 4 | 4 | 32 |
| 24 | 3 | 4 | 4 | 3 | 3 | 4 | 4 | 4 | 1 | 3 | 4 | 4 | 37 |
| 25 | 3 | 4 | 4 | 4 | 3 | 2 | 4 | 4 | 4 | 3 | 4 | 4 | 39 |
| 26 | 4 | 4 | 4 | 4 | 4 | 4 | 4 | 1 | 4 | 4 | 4 | 4 | 41 |
| 27 | 2 | 4 | 4 | 3 | 3 | 4 | 4 | 4 | 3 | 4 | 4 | 4 | 39 |
| 28 | 3 | 4 | 3 | 4 | 4 | 4 | 4 | 4 | 4 | 3 | 4 | 4 | 41 |
| 29 | 2 | 4 | 3 | 4 | 3 | 4 | 4 | 4 | 4 | 3 | 4 | 4 | 39 |
| 30 | 1 | 1 | 3 | 4 | 3 | 4 | 4 | 4 | 4 | 4 | 4 | 4 | 36 |
| 31 | 4 | 1 | 4 | 3 | 3 | 4 | 4 | 4 | 2 | 4 | 4 | 4 | 37 |
| 32 | 4 | 2 | 4 | 3 | 3 | 4 | 4 | 4 | 2 | 4 | 4 | 4 | 38 |
| 33 | 3 | 4 | 4 | 4 | 4 | 4 | 3 | 4 | 4 | 3 | 3 | 4 | 40 |
| 34 | 4 | 4 | 3 | 2 | 4 | 3 | 2 | 2 | 1 | 3 | 4 | 4 | 32 |
| 35 | 1 | 1 | 3 | 3 | 2 | 1 | 1 | 3 | 2 | 1 | 2 | 2 | 20 |
| 36 | 2 | 2 | 1 | 2 | 2 | 2 | 1 | 2 | 1 | 3 | 1 | 1 | 19 |
| 37 | 3 | 3 | 3 | 4 | 3 | 4 | 4 | 4 | 3 | 4 | 2 | 4 | 37 |
| 38 | 2 | 2 | 2 | 3 | 2 | 1 | 3 | 3 | 3 | 2 | 4 | 4 | 27 |
| 39 | 4 | 3 | 4 | 1 | 3 | 3 | 4 | 1 | 4 | 1 | 1 | 1 | 29 |
| 40 | 1 | 1 | 2 | 1 | 1 | 1 | 2 | 1 | 2 | 2 | 2 | 2 | 16 |



Nama Konstrak : Moral Kerja
 Faktor Ke- 4 : Sikap Terhadap Perusahaan

Butir 1 = Rekamam Nomor : 4
 Butir 2 = Rekamam Nomor : 8
 Butir 3 = Rekamam Nomor : 12
 Butir 4 = Rekamam Nomor : 16
 Butir 5 = Rekamam Nomor : 20

Butir 6 = Rekamam Nomor : 24
 Butir 7 = Rekamam Nomor : 28
 Butir 8 = Rekamam Nomor : 32
 Butir 9 = Rekamam Nomor : 36
 Butir 10 = Rekamam Nomor : 40

Butir 11 = Rekamam Nomor : 44
 Butir 12 = Rekamam Nomor : 48
 Butir 13 = Rekamam Nomor : 52
 Butir 14 = Rekamam Nomor : 56
 Butir 15 = Rekamam Nomor : 60

Cacah Kasus Benar : 40
 Cacah Data Kosong : 0
 Cacah Kasus Jalar : 40

TABEL RANGKUMAN ANALISIS BUTIR
 Pularan Ke - 3 pada Taraf Signifikansi : 0.05

| Butir No. | r xy | r bt | p | Status |
|-----------|-------|-------|-------|--------|
| 1 | 0.605 | 0.506 | 0.001 | sahih |
| 2 | 0.731 | 0.667 | 0.000 | sahih |
| 3 | 0.581 | 0.493 | 0.001 | sahih |
| 4 | 0.634 | 0.607 | 0.000 | sahih |
| 5 | 0.674 | 0.603 | 0.000 | sahih |
| 6 | 0.465 | 0.350 | 0.013 | sahih |
| 7 | 0.428 | 0.374 | 0.008 | sahih |
| 8 | 0.624 | 0.538 | 0.000 | sahih |
| 9 | 0.831 | 0.790 | 0.000 | sahih |
| 10 | 0.757 | 0.704 | 0.000 | sahih |
| 11 | 0.209 | 0.103 | 0.267 | gugur |
| 12 | 0.398 | 0.278 | 0.040 | sahih |
| 13 | 0.674 | 0.603 | 0.000 | sahih |
| 14 | 0.355 | 0.247 | 0.060 | gugur |
| 15 | 0.553 | 0.459 | 0.002 | sahih |

TABEL BUTIR-BUTIR BAHKIN

Pada Taraf Signifikansi : 0.05

=====

Kelas Butir Nomor:

Nomor 1 2 3 4 5 6 7 8 9 10 12 13 15 Tot

| Nomor | 1 | 2 | 3 | 4 | 5 | 6 | 7 | 8 | 9 | 10 | 12 | 13 | 15 | Tot |
|-------|---|---|---|---|---|---|---|---|---|----|----|----|----|-----|
| 1 | 4 | 4 | 4 | 4 | 4 | 4 | 4 | 2 | 4 | 4 | 4 | 4 | 3 | 49 |
| 2 | 4 | 3 | 2 | 4 | 4 | 1 | 1 | 3 | 4 | 4 | 4 | 4 | 4 | 42 |
| 3 | 4 | 3 | 4 | 4 | 4 | 4 | 4 | 3 | 3 | 4 | 4 | 4 | 2 | 47 |
| 4 | 4 | 4 | 4 | 4 | 4 | 4 | 1 | 2 | 3 | 4 | 2 | 4 | 3 | 43 |
| 5 | 4 | 4 | 4 | 4 | 3 | 4 | 4 | 4 | 4 | 4 | 4 | 3 | 3 | 49 |
| 6 | 4 | 4 | 4 | 4 | 4 | 1 | 4 | 4 | 4 | 2 | 4 | 4 | 3 | 46 |
| 7 | 3 | 1 | 1 | 1 | 1 | 2 | 2 | 1 | 1 | 2 | 2 | 1 | 1 | 19 |
| 8 | 4 | 4 | 2 | 4 | 3 | 4 | 3 | 4 | 4 | 4 | 1 | 3 | 4 | 44 |
| 9 | 4 | 4 | 2 | 4 | 3 | 1 | 4 | 4 | 4 | 4 | 2 | 3 | 3 | 42 |
| 10 | 1 | 1 | 2 | 3 | 4 | 4 | 1 | 3 | 4 | 3 | 4 | 4 | 1 | 35 |
| 11 | 4 | 4 | 2 | 4 | 4 | 4 | 3 | 3 | 4 | 4 | 3 | 4 | 2 | 45 |
| 12 | 2 | 2 | 3 | 1 | 1 | 2 | 2 | 1 | 2 | 2 | 1 | 1 | 2 | 27 |
| 13 | 4 | 4 | 3 | 4 | 3 | 4 | 2 | 4 | 4 | 4 | 2 | 3 | 4 | 45 |
| 14 | 1 | 1 | 2 | 3 | 3 | 4 | 1 | 2 | 2 | 4 | 1 | 3 | 2 | 29 |
| 15 | 4 | 2 | 2 | 4 | 1 | 4 | 4 | 3 | 4 | 4 | 3 | 1 | 3 | 39 |
| 16 | 4 | 2 | 2 | 4 | 2 | 4 | 1 | 2 | 4 | 3 | 3 | 2 | 2 | 35 |
| 17 | 1 | 4 | 2 | 4 | 3 | 3 | 3 | 1 | 4 | 4 | 4 | 3 | 4 | 40 |
| 18 | 4 | 4 | 4 | 4 | 3 | 4 | 1 | 4 | 4 | 3 | 3 | 3 | 2 | 43 |
| 19 | 4 | 1 | 2 | 4 | 3 | 1 | 1 | 4 | 4 | 3 | 2 | 3 | 1 | 33 |
| 20 | 3 | 2 | 1 | 1 | 2 | 3 | 3 | 1 | 1 | 1 | 2 | 2 | 1 | 23 |
| 21 | 2 | 4 | 2 | 2 | 2 | 2 | 1 | 4 | 4 | 4 | 4 | 2 | 2 | 35 |
| 22 | 4 | 4 | 2 | 4 | 3 | 4 | 4 | 2 | 4 | 4 | 1 | 3 | 4 | 47 |
| 23 | 4 | 4 | 4 | 1 | 2 | 3 | 2 | 4 | 4 | 3 | 4 | 2 | 2 | 39 |
| 24 | 4 | 4 | 2 | 2 | 4 | 4 | 4 | 2 | 4 | 3 | 1 | 4 | 2 | 40 |
| 25 | 4 | 4 | 4 | 3 | 3 | 4 | 2 | 4 | 4 | 4 | 1 | 3 | 2 | 42 |
| 26 | 4 | 4 | 4 | 4 | 3 | 4 | 4 | 3 | 4 | 4 | 3 | 3 | 1 | 45 |
| 27 | 4 | 4 | 2 | 4 | 2 | 1 | 4 | 4 | 4 | 4 | 1 | 2 | 4 | 40 |
| 28 | 1 | 4 | 2 | 4 | 2 | 4 | 4 | 4 | 4 | 4 | 4 | 2 | 4 | 43 |
| 29 | 1 | 3 | 4 | 4 | 4 | 1 | 4 | 3 | 4 | 4 | 4 | 4 | 2 | 42 |
| 30 | 4 | 4 | 2 | 4 | 4 | 4 | 4 | 4 | 4 | 4 | 3 | 4 | 4 | 49 |
| 31 | 4 | 4 | 4 | 2 | 4 | 4 | 4 | 4 | 4 | 4 | 3 | 4 | 4 | 49 |
| 32 | 4 | 4 | 1 | 2 | 4 | 4 | 3 | 4 | 4 | 4 | 4 | 4 | 4 | 46 |
| 33 | 4 | 4 | 3 | 3 | 4 | 4 | 2 | 4 | 3 | 4 | 3 | 4 | 3 | 45 |
| 34 | 4 | 3 | 4 | 4 | 3 | 3 | 3 | 3 | 3 | 3 | 4 | 3 | 4 | 44 |
| 35 | 2 | 1 | 2 | 2 | 2 | 2 | 3 | 1 | 2 | 2 | 2 | 2 | 3 | 26 |
| 36 | 1 | 2 | 1 | 2 | 1 | 1 | 1 | 1 | 1 | 2 | 1 | 1 | 1 | 16 |
| 37 | 3 | 3 | 3 | 3 | 4 | 3 | 4 | 3 | 4 | 3 | 1 | 4 | 3 | 41 |
| 38 | 1 | 4 | 2 | 1 | 1 | 2 | 2 | 4 | 2 | 1 | 4 | 1 | 4 | 29 |
| 39 | 3 | 2 | 4 | 4 | 2 | 4 | 4 | 2 | 4 | 4 | 3 | 2 | 2 | 40 |
| 40 | 1 | 1 | 1 | 1 | 3 | 2 | 2 | 2 | 1 | 1 | 2 | 3 | 1 | 21 |

=====



Daftar Isi

S.P.S. : Seri Program Statistik
Program : UJI-KEAMALAN TEKNIK Hsy-KR
Editor : Sutrisno Hadi dan Seno Pasmardiyanto
Universitas Gadjah Mada, Yogyakarta, Indonesia
Versi IDM/IN; Hak Cipta (c) 1992, Dilindungi UU

Nama Penulis : Sulastri, 2165/PS
Nama Lembaga : Fakultas Psikologi - UGM
A l a m a t : Yogyakarta

=====

Nama Peneliti : Eni Erminda P
Nama Lembaga : Fakultas Psikologi Unika Soegijapranata SMS
Tgl. Analisis : 25-Februari-1993
Nama Berkas : try

Nama Konstrak : Moral Kerja
Nama Faktor : Sikap Terhadap Teman Sekerja

1: FAKTOR : 1

Butir 1 = Rekaman Nomor : 1
Butir 3 = Rekaman Nomor : 9
Butir 4 = Rekaman Nomor : 13
Butir 5 = Rekaman Nomor : 17
Butir 7 = Rekaman Nomor : 25
Butir 10 = Rekaman Nomor : 37
Butir 11 = Rekaman Nomor : 41
Butir 12 = Rekaman Nomor : 45
Butir 13 = Rekaman Nomor : 49
Butir 14 = Rekaman Nomor : 53
Butir 15 = Rekaman Nomor : 57


Catatan Kasus Beaula : 40
Catatan Gata Kosong : 0
Catatan Kasus Jalan : 40



TABLE 1. RANGKUMAN ANALISIS

| Subjek | JK | db | RK |
|-----------|---------|-----|-------|
| Subjekt | 184.146 | 39 | 4.722 |
| Substansi | 34.123 | 10 | -- |
| Sisa | 290.605 | 390 | 0.745 |
| Total | 508.873 | 439 | -- |

$r_{tt} = 0.842$ $p = 0.000$



nama perusahaan : PT. PT. Kerja
 nama pabrik : BIKAP Terhadap Perusahaan

14 FAKTOR : 4

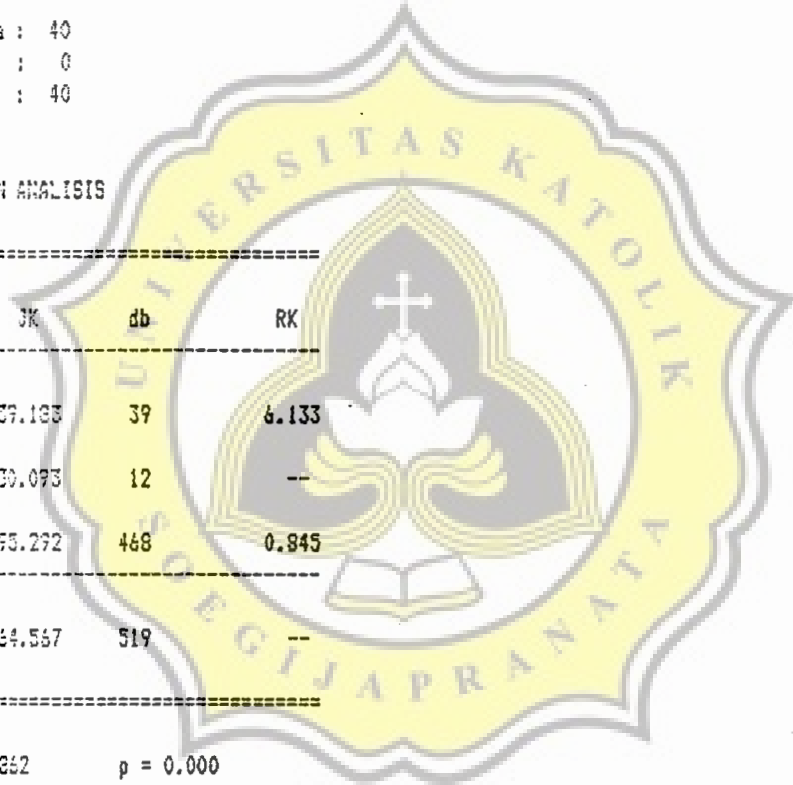
- Bulir 1 = Rekeasan Nomor : 4
- Bulir 2 = Rekeasan Nomor : 8
- Bulir 3 = Rekeasan Nomor : 12
- Bulir 4 = Rekeasan Nomor : 16
- Bulir 5 = Rekeasan Nomor : 20
- Bulir 6 = Rekeasan Nomor : 24
- Bulir 7 = Rekeasan Nomor : 28
- Bulir 8 = Rekeasan Nomor : 32
- Bulir 9 = Rekeasan Nomor : 36
- Bulir 10 = Rekeasan Nomor : 40
- Bulir 12 = Rekeasan Nomor : 48
- Bulir 13 = Rekeasan Nomor : 52
- Bulir 15 = Rekeasan Nomor : 60

Cauch Kasus Seadia : 40
 Cauch Data Masong : 0
 Cauch Kasus Jalan : 40

14 TABEL RANGKUMAN ANALISIS

| Sumber | JK | db | RK |
|---------|---------|-----|-------|
| Sab,yak | 237.188 | 39 | 6.133 |
| Bulir | 30.093 | 12 | -- |
| Sisa | 375.292 | 468 | 0.845 |
| Total | 642.573 | 519 | -- |

$r_{tt} = 0.262$ $p = 0.000$



Buletin No. 1/1


D.F.B. : BSM Program Statistik
P. Degan : UJI-KEDAMIHAN FAKTOR-FAKTOR KONSTRUK
Disaji : Buhriano Hadi dan Seno Paardiyanto
Universitas Gadjah Mada, Yogyakarta, Indonesia
Jurnal IDN/IN; Hak Cipta (c) 1992, Dilindungi UU

Nama Penulis : Silvestri, 2165/PS
Nama Lembaga : Fakultas Psikologi - UGM
L o k a s i : Yogyakarta
=====

Nama Pembaca : Emil Erwindi P
Nama Lembaga : Fakultas Psikologi Unika Soegijapranata SMS
Tgl. Analisa : 25-Februari-1993
Nama Berkas : try

Nama Konstruk : Moral Kerja
Nama Faktor 1 : Sikap Terhadap Teman Sekerja
Nama Faktor 2 : Sikap Terhadap Atasan
Nama Faktor 3 : Sikap Terhadap Pekerjaan
Nama Faktor 4 : Sikap Terhadap Perusahaan

Jumlah Kasus Basula : 40
Jumlah Data Kosong : 0
Jumlah Kasus Jalan : 40



12 HASIL INTERKORELASI


| X | 1 | 2 | 3 | 4 | Y |
|---|-------|-------|-------|-------|-------|
| 1 | 1.000 | 0.821 | 0.899 | 0.809 | 0.933 |
| p | 0.000 | 0.000 | 0.000 | 0.000 | 0.000 |
| 2 | 0.821 | 1.000 | 0.875 | 0.809 | 0.937 |
| p | 0.000 | 0.000 | 0.000 | 0.000 | 0.000 |
| 3 | 0.899 | 0.875 | 1.000 | 0.834 | 0.958 |
| p | 0.000 | 0.000 | 0.000 | 0.000 | 0.000 |
| 4 | 0.809 | 0.809 | 0.834 | 1.000 | 0.925 |
| p | 0.000 | 0.000 | 0.000 | 0.000 | 0.000 |
| Y | 0.933 | 0.937 | 0.958 | 0.925 | 1.000 |
| p | 0.000 | 0.000 | 0.000 | 0.000 | 0.000 |

p = dua-ekor.

13 KORELASI SAS-TDT DAN SUMBAHAN EFEKTIF

| Faktor | rxy | rbt | p | SEZ |
|--------|-------|-------|-------|--------|
| 1 | 0.933 | 0.889 | 0.000 | 21.958 |
| 2 | 0.937 | 0.881 | 0.000 | 27.204 |
| 3 | 0.958 | 0.927 | 0.000 | 23.887 |
| 4 | 0.925 | 0.857 | 0.000 | 26.950 |

p = dua-ekor.



| Kelas Nomor | Sulit Menakut | | | | | | | | | | | | | | | | | | | | | |
|----------------|---------------|---|---|---|---|---|---|---|---|----|----|----|----|----|----|----|----|----|----|----|----|---|
| | 1 | 2 | 3 | 4 | 5 | 6 | 7 | 8 | 9 | 10 | 11 | 12 | 13 | 14 | 15 | 16 | 17 | 18 | 19 | 20 | 21 | |
| 1 | 3 | 3 | 4 | 4 | 4 | 2 | 4 | 2 | 4 | 4 | 4 | 4 | 1 | 4 | 4 | 4 | 4 | 4 | 4 | 4 | 1 | |
| 2 | 4 | 1 | 2 | 4 | 3 | 2 | 2 | 3 | 3 | 2 | 4 | 2 | 4 | 4 | 4 | 4 | 4 | 4 | 3 | 4 | 1 | |
| 3 | 3 | 3 | 3 | 4 | 1 | 4 | 2 | 3 | 3 | 3 | 4 | 4 | 3 | 4 | 4 | 4 | 4 | 4 | 3 | 4 | 4 | |
| 4 | 3 | 2 | 4 | 4 | 2 | 4 | 3 | 4 | 4 | 4 | 1 | 4 | 4 | 4 | 4 | 4 | 4 | 2 | 4 | 4 | 2 | |
| 5 | 3 | 4 | 4 | 4 | 3 | 4 | 3 | 4 | 1 | 3 | 4 | 4 | 4 | 4 | 4 | 4 | 4 | 1 | 3 | 3 | 4 | |
| 6 | 3 | 4 | 3 | 4 | 4 | 2 | 2 | 4 | 1 | 1 | 4 | 4 | 4 | 4 | 4 | 4 | 4 | 2 | 1 | 4 | 4 | |
| 7 | 2 | 1 | 1 | 3 | 3 | 1 | 4 | 1 | 2 | 2 | 2 | 1 | 2 | 2 | 2 | 1 | 1 | 3 | 3 | 1 | 2 | |
| 8 | 3 | 4 | 2 | 4 | 2 | 2 | 2 | 4 | 1 | 1 | 4 | 2 | 4 | 4 | 4 | 4 | 4 | 4 | 2 | 3 | 1 | |
| 9 | 3 | 4 | 4 | 4 | 1 | 3 | 2 | 4 | 4 | 4 | 4 | 2 | 4 | 4 | 3 | 4 | 4 | 2 | 4 | 3 | 4 | |
| 10 | 3 | 2 | 3 | 1 | 1 | 4 | 2 | 1 | 3 | 4 | 4 | 2 | 4 | 3 | 4 | 3 | 4 | 3 | 3 | 4 | 1 | |
| 11 | 3 | 4 | 2 | 4 | 1 | 4 | 4 | 4 | 4 | 3 | 4 | 2 | 1 | 4 | 4 | 4 | 4 | 3 | 4 | 1 | | |
| 12 | 2 | 1 | 1 | 2 | 3 | 1 | 4 | 2 | 2 | 1 | 2 | 3 | 2 | 3 | 1 | 1 | 1 | 3 | 1 | 1 | 2 | |
| 13 | 3 | 4 | 3 | 4 | 1 | 2 | 1 | 4 | 1 | 2 | 3 | 3 | 4 | 4 | 4 | 4 | 4 | 1 | 4 | 3 | 4 | |
| 14 | 3 | 4 | 3 | 1 | 1 | 2 | 1 | 1 | 1 | 4 | 4 | 2 | 4 | 4 | 4 | 3 | 4 | 4 | 3 | 3 | 1 | |
| 15 | 1 | 3 | 3 | 4 | 1 | 3 | 2 | 2 | 4 | 4 | 4 | 2 | 4 | 4 | 4 | 4 | 4 | 1 | 2 | 1 | 1 | |
| 16 | 3 | 2 | 2 | 4 | 1 | 3 | 4 | 2 | 4 | 4 | 4 | 2 | 4 | 4 | 4 | 4 | 3 | 2 | 3 | 2 | 1 | |
| 17 | 3 | 4 | 4 | 1 | 1 | 4 | 1 | 4 | 3 | 4 | 1 | 2 | 1 | 4 | 4 | 4 | 3 | 1 | 3 | 3 | 4 | |
| 18 | 1 | 4 | 4 | 4 | 1 | 3 | 3 | 4 | 4 | 1 | 4 | 4 | 4 | 4 | 4 | 4 | 4 | 4 | 4 | 3 | 4 | |
| 19 | 3 | 1 | 3 | 4 | 1 | 4 | 2 | 1 | 1 | 4 | 4 | 2 | 4 | 4 | 3 | 4 | 2 | 2 | 3 | 3 | 3 | |
| 20 | 1 | 2 | 1 | 3 | 3 | 1 | 4 | 2 | 2 | 1 | 3 | 1 | 3 | 1 | 1 | 1 | 2 | 3 | 2 | 2 | 3 | |
| 21 | 2 | 3 | 3 | 2 | 2 | 2 | 2 | 4 | 4 | 3 | 2 | 2 | 4 | 4 | 4 | 2 | 4 | 2 | 3 | 2 | 1 | |
| 22 | 4 | 1 | 3 | 4 | 1 | 4 | 3 | 4 | 2 | 3 | 4 | 2 | 4 | 4 | 4 | 4 | 4 | 1 | 3 | 3 | 4 | |
| 23 | 4 | 3 | 4 | 4 | 1 | 2 | 1 | 4 | 3 | 4 | 3 | 4 | 4 | 4 | 4 | 1 | 2 | 2 | 2 | 2 | 3 | |
| 24 | 3 | 1 | 3 | 4 | 2 | 4 | 2 | 4 | 2 | 2 | 4 | 2 | 4 | 4 | 4 | 2 | 4 | 4 | 3 | 4 | 4 | |
| 25 | 3 | 4 | 3 | 4 | 1 | 2 | 1 | 4 | 4 | 3 | 4 | 4 | 4 | 4 | 4 | 3 | 4 | 1 | 4 | 3 | 4 | |
| 26 | 4 | 2 | 4 | 4 | 4 | 3 | 2 | 4 | 4 | 3 | 4 | 4 | 4 | 4 | 4 | 4 | 4 | 4 | 4 | 3 | 4 | |
| 27 | 4 | 4 | 2 | 4 | 1 | 4 | 2 | 4 | 3 | 4 | 4 | 2 | 4 | 4 | 4 | 4 | 4 | 4 | 3 | 2 | 4 | |
| 28 | 3 | 4 | 3 | 1 | 1 | 4 | 1 | 4 | 4 | 4 | 4 | 2 | 4 | 4 | 3 | 4 | 4 | 4 | 4 | 2 | 4 | |
| 29 | 3 | 4 | 2 | 1 | 4 | 3 | 2 | 3 | 1 | 3 | 4 | 4 | 4 | 4 | 3 | 4 | 4 | 1 | 4 | 4 | 2 | |
| 30 | 4 | 4 | 1 | 4 | 1 | 4 | 2 | 4 | 3 | 4 | 1 | 2 | 4 | 4 | 3 | 4 | 4 | 2 | 4 | 4 | 1 | |
| 31 | 3 | 2 | 4 | 4 | 1 | 3 | 2 | 4 | 2 | 4 | 1 | 4 | 4 | 4 | 4 | 2 | 4 | 1 | 3 | 4 | 1 | |
| 32 | 3 | 2 | 4 | 4 | 1 | 3 | 2 | 4 | 2 | 4 | 2 | 1 | 4 | 4 | 4 | 2 | 4 | 3 | 3 | 4 | 1 | |
| 33 | 4 | 4 | 3 | 4 | 1 | 3 | 4 | 4 | 4 | 3 | 4 | 3 | 4 | 4 | 4 | 3 | 4 | 3 | 4 | 4 | 2 | |
| 34 | 4 | 3 | 4 | 4 | 4 | 4 | 4 | 3 | 3 | 4 | 4 | 4 | 3 | 4 | 3 | 4 | 3 | 4 | 2 | 3 | 3 | |
| 35 | 2 | 1 | 1 | 2 | 1 | 2 | 3 | 1 | 1 | 2 | 1 | 2 | 3 | 1 | 3 | 2 | 1 | 2 | 3 | 2 | 2 | |
| 36 | 2 | 1 | 2 | 1 | 2 | 1 | 2 | 2 | 2 | 1 | 2 | 1 | 2 | 3 | 1 | 2 | 2 | 1 | 2 | 1 | 1 | |
| 37 | 3 | 4 | 3 | 3 | 3 | 4 | 3 | 3 | 4 | 4 | 3 | 3 | 4 | 2 | 3 | 3 | 3 | 4 | 4 | 4 | 4 | |
| 38 | 1 | 2 | 2 | 1 | 4 | 1 | 1 | 4 | 2 | 2 | 2 | 2 | 2 | 1 | 2 | 1 | 2 | 3 | 3 | 1 | 1 | |
| 39 | 3 | 3 | 4 | 3 | 3 | 3 | 2 | 2 | 3 | 3 | 3 | 4 | 3 | 3 | 4 | 4 | 4 | 2 | 1 | 2 | 4 | |
| 40 | 1 | 1 | 1 | 1 | 2 | 2 | 1 | 1 | 1 | 1 | 1 | 1 | 1 | 1 | 2 | 2 | 1 | 1 | 2 | 1 | 3 | 3 |

(bersambung)

(Lampiran)

Kabus Butir Nomor
Nomor 34 35 36 37 38 39 40 41 42 43 44 45 46 47 48 49 50 51 52 53

| | | | | | | | | | | | | | | | | | | | | |
|----|---|---|---|---|---|---|---|---|---|---|---|---|---|---|---|---|---|---|---|---|
| 1 | 4 | 4 | 4 | 4 | 4 | 4 | 4 | 3 | 2 | 3 | 2 | 3 | 4 | 4 | 4 | 4 | 4 | 4 | 4 | |
| 2 | 4 | 4 | 4 | 4 | 3 | 2 | 4 | 3 | 4 | 4 | 3 | 4 | 4 | 4 | 4 | 4 | 2 | 2 | 4 | 4 |
| 3 | 4 | 4 | 3 | 4 | 4 | 4 | 4 | 4 | 4 | 4 | 3 | 4 | 4 | 3 | 4 | 4 | 2 | 2 | 4 | 4 |
| 4 | 4 | 4 | 3 | 4 | 4 | 3 | 4 | 4 | 2 | 3 | 2 | 4 | 4 | 4 | 2 | 4 | 2 | 2 | 4 | 4 |
| 5 | 4 | 4 | 4 | 1 | 4 | 2 | 4 | 3 | 4 | 4 | 2 | 4 | 4 | 4 | 4 | 4 | 2 | 3 | 3 | 4 |
| 6 | 4 | 2 | 4 | 3 | 4 | 4 | 2 | 2 | 3 | 3 | 2 | 4 | 4 | 4 | 4 | 2 | 4 | 2 | 4 | 4 |
| 7 | 2 | 1 | 1 | 1 | 2 | 3 | 2 | 1 | 3 | 1 | 1 | 3 | 2 | 1 | 2 | 2 | 3 | 3 | 1 | 3 |
| 8 | 3 | 4 | 4 | 2 | 4 | 3 | 4 | 4 | 1 | 4 | 3 | 4 | 4 | 4 | 1 | 4 | 4 | 2 | 3 | 4 |
| 9 | 2 | 4 | 4 | 3 | 4 | 2 | 4 | 2 | 4 | 4 | 2 | 2 | 4 | 4 | 2 | 4 | 4 | 4 | 3 | 4 |
| 10 | 2 | 4 | 4 | 4 | 4 | 1 | 3 | 2 | 1 | 4 | 2 | 4 | 4 | 4 | 4 | 3 | 2 | 1 | 4 | 4 |
| 11 | 3 | 4 | 4 | 2 | 4 | 1 | 4 | 4 | 1 | 2 | 1 | 4 | 4 | 2 | 3 | 4 | 1 | 4 | 4 | 4 |
| 12 | 1 | 2 | 2 | 1 | 1 | 3 | 2 | 1 | 2 | 2 | 1 | 2 | 3 | 4 | 1 | 1 | 3 | 3 | 1 | 2 |
| 13 | 4 | 4 | 4 | 3 | 4 | 2 | 4 | 4 | 2 | 3 | 2 | 4 | 4 | 4 | 2 | 2 | 3 | 4 | 3 | 4 |
| 14 | 4 | 4 | 2 | 4 | 4 | 3 | 4 | 3 | 4 | 3 | 3 | 4 | 4 | 4 | 1 | 3 | 2 | 4 | 3 | 4 |
| 15 | 3 | 4 | 4 | 2 | 3 | 1 | 4 | 2 | 4 | 4 | 1 | 4 | 4 | 4 | 3 | 2 | 2 | 2 | 1 | 4 |
| 16 | 3 | 3 | 4 | 2 | 1 | 2 | 3 | 2 | 4 | 3 | 2 | 4 | 4 | 4 | 3 | 2 | 1 | 2 | 2 | 4 |
| 17 | 2 | 1 | 4 | 2 | 3 | 4 | 4 | 3 | 4 | 4 | 4 | 4 | 4 | 4 | 4 | 3 | 2 | 2 | 3 | 4 |
| 18 | 4 | 2 | 4 | 4 | 4 | 4 | 3 | 2 | 4 | 4 | 2 | 3 | 4 | 4 | 3 | 4 | 2 | 4 | 3 | 4 |
| 19 | 4 | 4 | 4 | 4 | 4 | 4 | 3 | 4 | 4 | 4 | 3 | 4 | 4 | 4 | 2 | 4 | 4 | 2 | 3 | 4 |
| 20 | 1 | 1 | 1 | 4 | 2 | 1 | 1 | 1 | 3 | 1 | 4 | 1 | 3 | 1 | 2 | 2 | 1 | 1 | 2 | 1 |
| 21 | 2 | 3 | 4 | 3 | 3 | 4 | 4 | 4 | 3 | 4 | 2 | 4 | 4 | 3 | 4 | 4 | 1 | 3 | 2 | 4 |
| 22 | 4 | 4 | 4 | 4 | 3 | 4 | 4 | 4 | 4 | 4 | 4 | 4 | 4 | 4 | 1 | 4 | 4 | 4 | 3 | 4 |
| 23 | 1 | 4 | 4 | 1 | 4 | 1 | 3 | 1 | 4 | 4 | 4 | 4 | 1 | 4 | 4 | 3 | 3 | 4 | 2 | 2 |
| 24 | 4 | 4 | 4 | 3 | 4 | 1 | 3 | 4 | 4 | 3 | 1 | 4 | 3 | 4 | 1 | 3 | 3 | 4 | 4 | 4 |
| 25 | 4 | 4 | 4 | 4 | 4 | 4 | 4 | 4 | 4 | 3 | 2 | 4 | 4 | 4 | 1 | 4 | 2 | 2 | 3 | 4 |
| 26 | 4 | 1 | 4 | 2 | 4 | 4 | 4 | 4 | 4 | 4 | 3 | 4 | 4 | 4 | 3 | 4 | 4 | 4 | 3 | 4 |
| 27 | 4 | 4 | 4 | 4 | 4 | 3 | 4 | 3 | 4 | 4 | 3 | 4 | 4 | 4 | 1 | 4 | 4 | 4 | 2 | 4 |
| 28 | 4 | 4 | 4 | 1 | 4 | 4 | 4 | 4 | 4 | 3 | 4 | 4 | 4 | 4 | 4 | 4 | 3 | 2 | 2 | 4 |
| 29 | 2 | 4 | 4 | 4 | 3 | 4 | 4 | 2 | 2 | 3 | 3 | 4 | 4 | 4 | 4 | 4 | 4 | 4 | 4 | 4 |
| 30 | 4 | 4 | 4 | 3 | 4 | 4 | 4 | 4 | 4 | 4 | 2 | 4 | 4 | 4 | 3 | 1 | 3 | 4 | 4 | 4 |
| 31 | 3 | 4 | 4 | 4 | 4 | 2 | 4 | 4 | 4 | 4 | 4 | 4 | 4 | 4 | 3 | 4 | 2 | 4 | 4 | 4 |
| 32 | 3 | 4 | 4 | 4 | 4 | 2 | 4 | 4 | 4 | 4 | 2 | 4 | 4 | 4 | 4 | 4 | 4 | 4 | 4 | 3 |
| 33 | 2 | 4 | 3 | 3 | 2 | 4 | 4 | 2 | 4 | 3 | 3 | 3 | 3 | 3 | 3 | 4 | 2 | 3 | 4 | 4 |
| 34 | 4 | 2 | 3 | 2 | 4 | 1 | 3 | 4 | 3 | 3 | 2 | 1 | 4 | 4 | 4 | 3 | 4 | 2 | 3 | 4 |
| 35 | 1 | 3 | 2 | 2 | 1 | 2 | 2 | 1 | 1 | 1 | 3 | 4 | 2 | 2 | 2 | 1 | 1 | 3 | 2 | 2 |
| 36 | 2 | 2 | 1 | 3 | 2 | 1 | 2 | 2 | 3 | 3 | 1 | 1 | 1 | 1 | 1 | 2 | 1 | 4 | 1 | 1 |
| 37 | 4 | 4 | 4 | 4 | 4 | 3 | 3 | 1 | 4 | 4 | 4 | 3 | 3 | 2 | 1 | 3 | 3 | 2 | 4 | 3 |
| 38 | 3 | 3 | 2 | 1 | 1 | 3 | 1 | 3 | 2 | 2 | 1 | 4 | 4 | 4 | 4 | 1 | 3 | 4 | 1 | 3 |
| 39 | 3 | 1 | 4 | 4 | 3 | 4 | 4 | 4 | 2 | 1 | 2 | 2 | 1 | 1 | 3 | 4 | 2 | 1 | 2 | 2 |
| 40 | 1 | 1 | 1 | 1 | 3 | 2 | 1 | 3 | 1 | 2 | 4 | 1 | 2 | 2 | 2 | 4 | 4 | 1 | 3 | 1 |

Cetakan ke- 1 / 1

S.P.S. : Seri Program Statistik
Program : ANALISIS KESAHIHAN BUTIR
Edisi : Sutrisno Hadi dan Seno Pamardiyanto
Universitas Gadjah Mada, Yogyakarta, Indonesia
Versi IBM/IN, Hak Cipta (c) 1992, Dilindungi UU

Nama Pemilik : Sulastri, 2165/PS
Nama Lembaga : Fakultas Psikologi - UGM
A l a m a t : Yogyakarta
=====


Nama Peneliti : Emil Erainda P
Nama Lembaga : Fak. Psikologi-UNIKA Soegijapranata-SMG
Tgl. Analisis : 29-Februari-1993
Nama Berkas : try2
=====

Nama Konstrak : Moral Kerja
Faktor Ke- 1 : Sikap Terhadap Teman Sekerja

Butir 1 = Rekaman Nomor : 1
Butir 2 = Rekaman Nomor : 10
Butir 3 = Rekaman Nomor : 14
Butir 4 = Rekaman Nomor : 19
Butir 5 = Rekaman Nomor : 29

Butir 6 = Rekaman Nomor : 31
Butir 7 = Rekaman Nomor : 33
Butir 8 = Rekaman Nomor : 37

Cacah Kasus Semula : 40
Cacah Data Kosong : 0
Cacah Kasus Jalan : 40



TABEL RANGKUMAN ANALISIS BUTIR

Putaran Ke - 1 pada Taraf Signifikansi : 0.05

| Butir No. | r _{xy} | r _{bt} | p | Status |
|-----------|-----------------|-----------------|-------|--------|
| 1 | 0.666 | 0.561 | 0.000 | sahih |
| 2 | 0.686 | 0.579 | 0.000 | sahih |
| 3 | 0.863 | 0.801 | 0.000 | sahi. |
| 4 | 0.737 | 0.630 | 0.000 | sahih |
| 5 | 0.662 | 0.521 | 0.000 | sahih |
| 6 | 0.623 | 0.476 | 0.001 | sahih |
| 7 | 0.545 | 0.400 | 0.005 | sahi. |
| 8 | 0.638 | 0.505 | 0.001 | sahih |



TABEL BUTIR-BUTIR SAHIB
 Pada Taraf Signifikansi : 0.05

| Kasus Nomor | Butir 1 | 2 | 3 | 4 | 5 | 6 | 7 | 8 | Tot |
|----------------|------------|---|---|---|---|---|---|---|-----|
| 1 | 3 | 4 | 4 | 2 | 4 | 3 | 3 | 4 | 27 |
| 2 | 4 | 4 | 4 | 4 | 4 | 3 | 4 | 4 | 31 |
| 3 | 3 | 3 | 4 | 4 | 4 | 4 | 4 | 4 | 30 |
| 4 | 3 | 4 | 4 | 4 | 4 | 4 | 4 | 4 | 31 |
| 5 | 3 | 4 | 4 | 1 | 1 | 3 | 4 | 4 | 24 |
| 6 | 3 | 4 | 4 | 4 | 3 | 2 | 4 | 2 | 26 |
| 7 | 2 | 2 | 1 | 1 | 1 | 1 | 3 | 2 | 13 |
| 8 | 3 | 4 | 4 | 2 | 2 | 4 | 4 | 4 | 27 |
| 9 | 3 | 4 | 4 | 4 | 3 | 2 | 2 | 4 | 26 |
| 10 | 3 | 4 | 4 | 4 | 4 | 2 | 4 | 3 | 28 |
| 11 | 3 | 1 | 4 | 3 | 2 | 4 | 4 | 4 | 25 |
| 12 | 2 | 2 | 1 | 2 | 1 | 1 | 2 | 1 | 12 |
| 13 | 3 | 4 | 4 | 4 | 3 | 4 | 4 | 2 | 29 |
| 14 | 3 | 4 | 4 | 4 | 4 | 3 | 4 | 3 | 29 |
| 15 | 1 | 4 | 4 | 2 | 2 | 2 | 4 | 2 | 21 |
| 16 | 3 | 4 | 3 | 4 | 2 | 2 | 4 | 2 | 24 |
| 17 | 3 | 1 | 3 | 4 | 2 | 3 | 4 | 3 | 23 |
| 18 | 1 | 4 | 4 | 4 | 4 | 2 | 3 | 4 | 26 |
| 19 | 3 | 4 | 2 | 4 | 4 | 4 | 4 | 4 | 29 |
| 20 | 1 | 3 | 2 | 3 | 4 | 1 | 1 | 2 | 17 |
| 21 | 2 | 4 | 4 | 3 | 3 | 4 | 4 | 4 | 28 |
| 22 | 4 | 4 | 4 | 3 | 4 | 4 | 4 | 4 | 31 |
| 23 | 4 | 4 | 2 | 3 | 1 | 1 | 4 | 3 | 22 |
| 24 | 3 | 4 | 4 | 4 | 3 | 4 | 4 | 3 | 29 |
| 25 | 3 | 4 | 4 | 4 | 4 | 4 | 4 | 4 | 31 |
| 26 | 4 | 4 | 4 | 4 | 2 | 4 | 4 | 4 | 30 |
| 27 | 4 | 4 | 4 | 4 | 4 | 3 | 4 | 4 | 31 |
| 28 | 3 | 4 | 4 | 2 | 1 | 4 | 4 | 4 | 26 |
| 29 | 3 | 4 | 4 | 4 | 4 | 2 | 4 | 4 | 29 |
| 30 | 4 | 4 | 4 | 4 | 3 | 4 | 4 | 1 | 28 |
| 31 | 3 | 4 | 4 | 4 | 4 | 4 | 4 | 4 | 31 |
| 32 | 3 | 4 | 4 | 4 | 4 | 4 | 4 | 4 | 31 |
| 33 | 4 | 4 | 4 | 4 | 3 | 2 | 3 | 4 | 28 |
| 34 | 4 | 3 | 3 | 4 | 2 | 4 | 1 | 3 | 24 |
| 35 | 2 | 3 | 1 | 2 | 2 | 1 | 4 | 1 | 16 |
| 36 | 2 | 2 | 2 | 2 | 3 | 2 | 1 | 2 | 16 |
| 37 | 3 | 4 | 3 | 3 | 4 | 1 | 3 | 3 | 24 |
| 38 | 1 | 2 | 2 | 1 | 1 | 3 | 4 | 1 | 15 |
| 39 | 3 | 3 | 4 | 3 | 4 | 4 | 2 | 4 | 27 |
| 40 | 1 | 1 | 1 | 1 | 1 | 3 | 1 | 4 | 13 |



Nama Kasus : Moral Kerja
 Faktor Ke- 2 : Sikap Terhadap Atasan

Butir 1 = Rekaman Nomor : 2
 Butir 2 = Rekaman Nomor : 5
 Butir 3 = Rekaman Nomor : 7
 Butir 4 = Rekaman Nomor : 11
 Butir 5 = Rekaman Nomor : 17

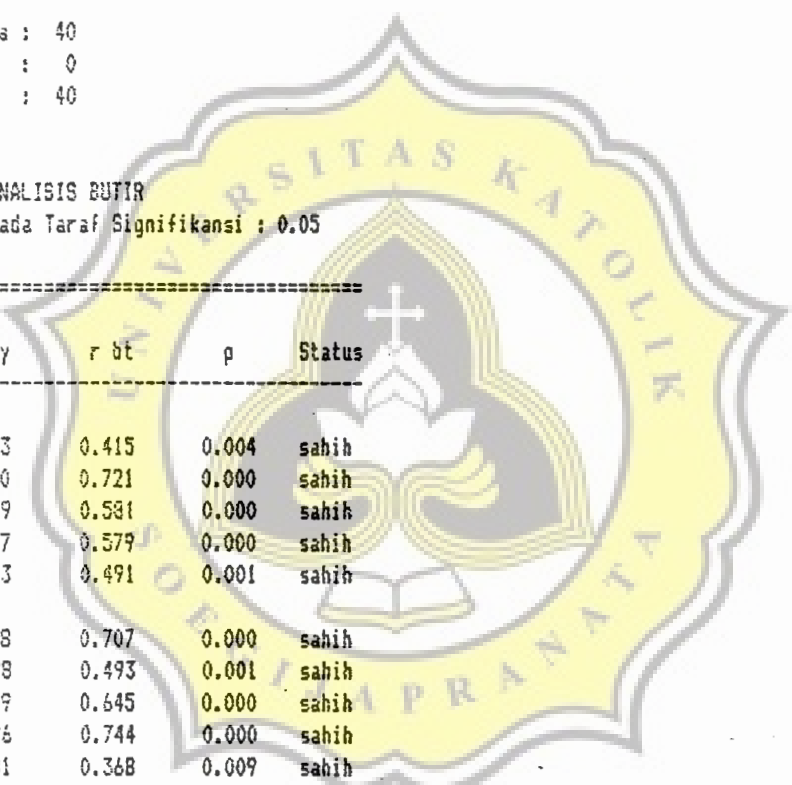
Butir 6 = Rekaman Nomor : 20
 Butir 7 = Rekaman Nomor : 22
 Butir 8 = Rekaman Nomor : 25
 Butir 9 = Rekaman Nomor : 29
 Butir 10 = Rekaman Nomor : 32

Butir 11 = Rekaman Nomor : 34
 Butir 12 = Rekaman Nomor : 38

Cacah Kasus Semua : 40
 Cacah Data Kosong : 0
 Cacah Kasus Jalan : 40

TABEL RANGKUMAN ANALISIS BUTIR
 Putaran Ke - 1 pada Taraf Signifikansi : 0.05

| Butir No. | r xy | r bt | p | Status |
|-----------|-------|-------|-------|--------|
| 1 | 0.533 | 0.415 | 0.004 | sahih |
| 2 | 0.780 | 0.721 | 0.000 | sahih |
| 3 | 0.669 | 0.581 | 0.000 | sahih |
| 4 | 0.657 | 0.579 | 0.000 | sahih |
| 5 | 0.593 | 0.491 | 0.001 | sahih |
| 6 | 0.768 | 0.707 | 0.000 | sahih |
| 7 | 0.598 | 0.493 | 0.001 | sahih |
| 8 | 0.719 | 0.645 | 0.000 | sahih |
| 9 | 0.796 | 0.744 | 0.000 | sahih |
| 10 | 0.481 | 0.368 | 0.009 | sahih |
| 11 | 0.445 | 0.571 | 0.000 | sahih |
| 12 | 0.381 | 0.262 | 0.049 | sahih |



MATRIKS INTERKORELASI

=====

| X | 1 | 2 | 3 | 4 | Y |
|---|-------|-------|-------|-------|-------|
| 1 | 1.000 | 0.798 | 0.882 | 0.798 | 0.915 |
| p | 0.000 | 0.000 | 0.000 | 0.000 | 0.000 |
| 2 | 0.798 | 1.000 | 0.864 | 0.789 | 0.933 |
| p | 0.000 | 0.000 | 0.000 | 0.000 | 0.000 |
| 3 | 0.882 | 0.864 | 1.000 | 0.848 | 0.955 |
| p | 0.000 | 0.000 | 0.000 | 0.000 | 0.000 |
| 4 | 0.798 | 0.789 | 0.848 | 1.000 | 0.926 |
| p | 0.000 | 0.000 | 0.000 | 0.000 | 0.000 |
| Y | 0.915 | 0.933 | 0.955 | 0.926 | 1.000 |
| p | 0.000 | 0.000 | 0.000 | 0.000 | 0.000 |

=====

p = dua-ekor.


KORELASI BAG-TDT DAN SUNBANGAN EFEKTIF

=====

| Faktor | rsy | rbb | p | SEX |
|--------|-------|-------|-------|--------|
| 1 | 0.915 | 0.866 | 0.000 | 19.527 |
| 2 | 0.933 | 0.864 | 0.000 | 29.158 |
| 3 | 0.955 | 0.922 | 0.000 | 23.602 |
| 4 | 0.926 | 0.857 | 0.000 | 27.712 |


=====

p = dua-ekor.



14 TABEL DATA FAKTOR

| Kasus Nomor | Faktor Nomor | | | | Tot |
|----------------|--------------|----|----|----|-----|
| | 1 | 2 | 3 | 4 | |
| 1 | 27 | 40 | 36 | 41 | 144 |
| 2 | 31 | 35 | 32 | 40 | 138 |
| 3 | 30 | 42 | 33 | 39 | 144 |
| 4 | 31 | 38 | 31 | 38 | 138 |
| 5 | 24 | 43 | 34 | 41 | 142 |
| 6 | 26 | 38 | 27 | 41 | 132 |
| 7 | 13 | 21 | 14 | 15 | 63 |
| 8 | 27 | 35 | 27 | 37 | 126 |
| 9 | 26 | 43 | 32 | 37 | 138 |
| 10 | 28 | 38 | 30 | 30 | 126 |
| 11 | 25 | 39 | 26 | 38 | 128 |
| 12 | 12 | 20 | 13 | 18 | 63 |
| 13 | 28 | 38 | 31 | 39 | 136 |
| 14 | 29 | 44 | 30 | 24 | 127 |
| 15 | 21 | 40 | 30 | 31 | 122 |
| 16 | 24 | 35 | 30 | 30 | 119 |
| 17 | 23 | 40 | 26 | 34 | 123 |
| 18 | 26 | 40 | 34 | 38 | 138 |
| 19 | 29 | 44 | 32 | 31 | 136 |
| 20 | 17 | 20 | 15 | 17 | 69 |
| 21 | 28 | 30 | 25 | 32 | 115 |
| 22 | 31 | 43 | 33 | 35 | 142 |
| 23 | 22 | 33 | 27 | 34 | 116 |
| 24 | 29 | 38 | 33 | 32 | 132 |
| 25 | 31 | 41 | 32 | 36 | 140 |
| 26 | 30 | 43 | 33 | 37 | 143 |
| 27 | 31 | 46 | 32 | 35 | 144 |
| 28 | 26 | 47 | 34 | 35 | 142 |
| 29 | 29 | 41 | 32 | 37 | 139 |
| 30 | 28 | 46 | 28 | 41 | 143 |
| 31 | 31 | 42 | 31 | 41 | 145 |
| 32 | 31 | 44 | 32 | 39 | 146 |
| 33 | 28 | 33 | 33 | 39 | 133 |
| 34 | 24 | 45 | 28 | 38 | 135 |
| 35 | 16 | 19 | 17 | 21 | 73 |
| 36 | 16 | 19 | 15 | 14 | 64 |
| 37 | 24 | 41 | 30 | 34 | 129 |
| 38 | 15 | 23 | 22 | 25 | 85 |
| 39 | 27 | 33 | 24 | 32 | 116 |
| 40 | 13 | 26 | 12 | 17 | 68 |



Nama Responden : Moral Kerja
 Nama Faktor : Sikap Terhadap Perusahaan

31. FAKTOR : 4


- Butir 1 = Rekam Nomor : 4
- Butir 2 = Rekam Nomor : 6
- Butir 3 = Rekam Nomor : 9
- Butir 4 = Rekam Nomor : 13
- Butir 5 = Rekam Nomor : 16
- Butir 6 = Rekam Nomor : 24
- Butir 7 = Rekam Nomor : 27
- Butir 8 = Rekam Nomor : 31
- Butir 9 = Rekam Nomor : 36
- Butir 10 = Rekam Nomor : 39
- Butir 11 = Rekam Nomor : 40

Carak Kuesioner : 40
 Carak Data Kosong : 0
 Carak Kuesioner Jalan : 40

32. TABEL RINGKUPAN ANALISIS

| Subjek | JK | db | RK |
|--------|---------|-----|-------|
| Jobyak | 221.798 | 39 | 5.687 |
| Butir | 27.814 | 10 | -- |
| Eisa | 299.277 | 390 | 0.767 |
| Total | 548.889 | 439 | -- |

$r_{tt} = 0.965$ $p = 0.000$



Nama Kontrak : Moral Kerja
Nama Faktor : Sikap Terhadap Pekerjaan

FAKTOR : 3

Butir 1 = Rekam Nomor : 7
Butir 2 = Rekam Nomor : 8
Butir 3 = Rekam Nomor : 12
Butir 4 = Rekam Nomor : 15
Butir 5 = Rekam Nomor : 18
Butir 6 = Rekam Nomor : 21
Butir 7 = Rekam Nomor : 23
Butir 8 = Rekam Nomor : 26
Butir 9 = Rekam Nomor : 35


Jumlah Kasus Sampel : 40
Jumlah Data Kosong : 0
Jumlah Kasus Jalan : 40

*) TABEL RANGKUMAN ANALISIS

| Subjek | JK | db | RK |
|--------|---------|-----|-------|
| Subyek | 194.844 | 39 | 4.740 |
| Butir | 19.150 | 8 | -- |
| Bisa | 208.406 | 312 | 0.668 |
| Total | 412.400 | 359 | -- |

$r_{tt} = 0.959$

$p = 0.000$



Nama Konstruk : Moral Kerja
Nama Faktor : Sikap Terhadap Atasan

F A C T O R : 2


Butir 1 = Rekamam Nomor : 2
Butir 2 = Rekamam Nomor : 5
Butir 3 = Rekamam Nomor : 7
Butir 4 = Rekamam Nomor : 11
Butir 5 = Rekamam Nomor : 17
Butir 6 = Rekamam Nomor : 20
Butir 7 = Rekamam Nomor : 22
Butir 8 = Rekamam Nomor : 25
Butir 9 = Rekamam Nomor : 26
Butir 10 = Rekamam Nomor : 32
Butir 11 = Rekamam Nomor : 34
Butir 12 = Rekamam Nomor : 38

Cacah Kasus Semula : 40
Cacah Data Kosong : 0
Cacah Kasus Jalan : 40

TABEL RINGKUMAN ANALISIS

| Sumber | JK | db | RK |
|--------|---------|-----|-------|
| Subyek | 221.925 | 39 | 5.690 |
| Butir | 34.342 | 11 | -- |
| Bisa | 336.024 | 429 | 0.783 |
| Total | 592.592 | 479 | -- |

r tt = 0.862 p = 0.000



TABEL RUTIR-BUTIR SAHIM

Pada Taraf Signifikansi : 0.05

| Kasus | Butir Nomor: | | | | | | | | | | | Tot |
|-------|--------------|---|---|---|---|---|---|---|---|----|----|-----|
| Nomor | 1 | 2 | 3 | 4 | 5 | 6 | 7 | 8 | 9 | 10 | 11 | Tot |
| 1 | 4 | 4 | 4 | 4 | 4 | 2 | 4 | 4 | 4 | 4 | 3 | 41 |
| 2 | 4 | 3 | 2 | 4 | 4 | 3 | 4 | 4 | 4 | 4 | 4 | 40 |
| 3 | 4 | 3 | 4 | 4 | 4 | 3 | 3 | 4 | 4 | 4 | 2 | 39 |
| 4 | 4 | 4 | 4 | 4 | 4 | 2 | 3 | 4 | 2 | 4 | 3 | 38 |
| 5 | 4 | 4 | 4 | 4 | 3 | 4 | 4 | 4 | 4 | 3 | 3 | 41 |
| 6 | 4 | 4 | 4 | 4 | 4 | 4 | 4 | 2 | 4 | 4 | 3 | 41 |
| 7 | 3 | 1 | 1 | 1 | 1 | 1 | 1 | 2 | 2 | 1 | 1 | 15 |
| 8 | 4 | 4 | 2 | 4 | 3 | 4 | 4 | 4 | 1 | 3 | 4 | 37 |
| 9 | 4 | 4 | 2 | 4 | 3 | 4 | 4 | 4 | 2 | 3 | 3 | 37 |
| 10 | 1 | 1 | 2 | 3 | 4 | 3 | 4 | 3 | 4 | 4 | 1 | 30 |
| 11 | 4 | 4 | 2 | 4 | 4 | 3 | 4 | 4 | 3 | 4 | 2 | 38 |
| 12 | 2 | 2 | 3 | 1 | 1 | 1 | 2 | 2 | 1 | 1 | 2 | 18 |
| 13 | 4 | 4 | 3 | 4 | 3 | 4 | 4 | 4 | 2 | 3 | 4 | 39 |
| 14 | 1 | 1 | 2 | 3 | 3 | 2 | 2 | 4 | 1 | 3 | 2 | 24 |
| 15 | 4 | 2 | 2 | 4 | 1 | 3 | 4 | 4 | 3 | 1 | 3 | 31 |
| 16 | 4 | 2 | 2 | 4 | 2 | 2 | 4 | 3 | 3 | 2 | 2 | 30 |
| 17 | 1 | 4 | 2 | 4 | 3 | 1 | 4 | 4 | 4 | 3 | 4 | 34 |
| 18 | 4 | 4 | 4 | 4 | 3 | 4 | 4 | 3 | 3 | 3 | 2 | 38 |
| 19 | 4 | 1 | 2 | 4 | 3 | 4 | 4 | 3 | 2 | 3 | 1 | 31 |
| 20 | 3 | 2 | 1 | 1 | 2 | 1 | 1 | 1 | 2 | 2 | 1 | 17 |
| 21 | 2 | 4 | 2 | 2 | 2 | 4 | 4 | 4 | 4 | 2 | 2 | 32 |
| 22 | 4 | 4 | 2 | 4 | 3 | 2 | 4 | 4 | 1 | 3 | 4 | 35 |
| 23 | 4 | 4 | 4 | 1 | 2 | 4 | 4 | 3 | 4 | 2 | 2 | 34 |
| 24 | 4 | 4 | 2 | 2 | 4 | 2 | 4 | 3 | 1 | 4 | 2 | 32 |
| 25 | 4 | 4 | 4 | 3 | 3 | 4 | 4 | 4 | 1 | 3 | 2 | 36 |
| 26 | 4 | 4 | 4 | 4 | 3 | 3 | 4 | 4 | 3 | 3 | 1 | 37 |
| 27 | 4 | 4 | 2 | 4 | 2 | 4 | 4 | 4 | 1 | 2 | 4 | 35 |
| 28 | 1 | 4 | 2 | 4 | 2 | 4 | 4 | 4 | 4 | 2 | 4 | 35 |
| 29 | 1 | 3 | 4 | 4 | 4 | 3 | 4 | 4 | 4 | 4 | 2 | 37 |
| 30 | 4 | 4 | 2 | 4 | 4 | 4 | 4 | 4 | 3 | 4 | 4 | 41 |
| 31 | 4 | 4 | 4 | 2 | 4 | 4 | 4 | 4 | 3 | 4 | 4 | 41 |
| 32 | 4 | 4 | 1 | 2 | 4 | 4 | 4 | 4 | 4 | 4 | 4 | 39 |
| 33 | 4 | 4 | 3 | 3 | 4 | 4 | 3 | 4 | 3 | 4 | 3 | 39 |
| 34 | 4 | 3 | 4 | 4 | 3 | 3 | 3 | 3 | 4 | 3 | 4 | 38 |
| 35 | 2 | 1 | 2 | 2 | 2 | 1 | 2 | 2 | 2 | 2 | 3 | 21 |
| 36 | 1 | 2 | 1 | 2 | 1 | 1 | 1 | 2 | 1 | 1 | 1 | 14 |
| 37 | 3 | 3 | 3 | 3 | 4 | 3 | 4 | 3 | 1 | 4 | 3 | 34 |
| 38 | 1 | 4 | 2 | 1 | 1 | 4 | 2 | 1 | 4 | 1 | 4 | 25 |
| 39 | 3 | 2 | 4 | 4 | 2 | 2 | 4 | 4 | 3 | 2 | 2 | 32 |
| 40 | 1 | 1 | 1 | 1 | 3 | 2 | 1 | 1 | 2 | 3 | 1 | 17 |



Nama Konstruk : Moral Kerja

Faktor ke- 4 : Sikap Terhadap Perusahaan

Butir 1 = Rekam Nomor : 4
Butir 2 = Rekam Nomor : 6
Butir 3 = Rekam Nomor : 9
Butir 4 = Rekam Nomor : 13
Butir 5 = Rekam Nomor : 16

Butir 6 = Rekam Nomor : 24
Butir 7 = Rekam Nomor : 27
Butir 8 = Rekam Nomor : 30
Butir 9 = Rekam Nomor : 36
Butir 10 = Rekam Nomor : 39

Butir 11 = Rekam Nomor : 40

Cacah Kasus Semula : 40

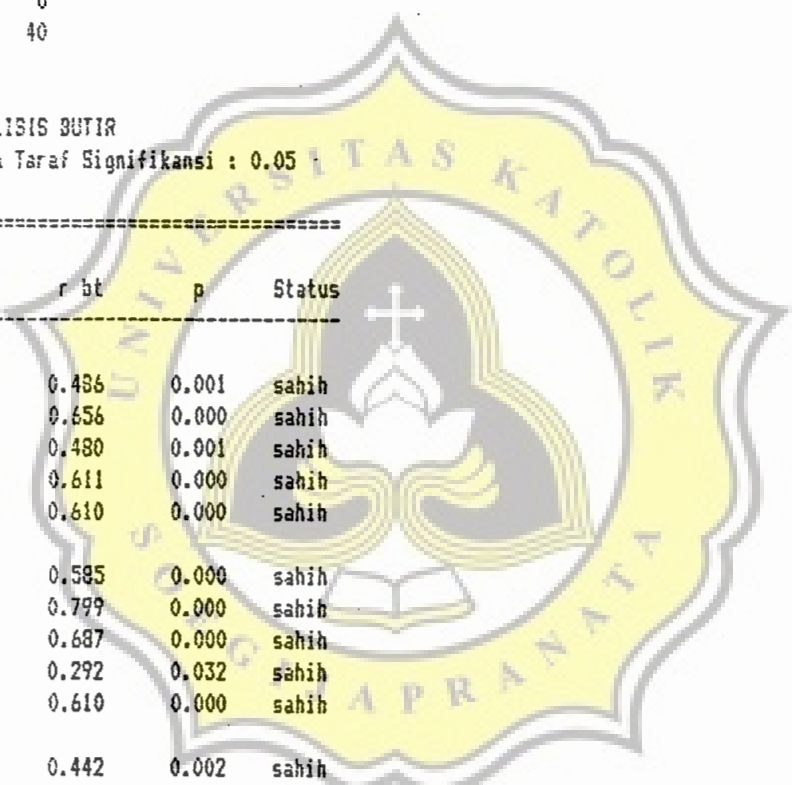
Cacah Data Kosong : 0

Cacah Kasus Jalan : 40

TABEL RINGKUMAN ANALISIS BUTIR

Putaran Ke - 1 pada Taraf Signifikansi : 0.05

| Butir No. | r xy | r ht | p | Status |
|-----------|-------|-------|-------|--------|
| 1 | 0.601 | 0.486 | 0.001 | sahih |
| 2 | 0.735 | 0.656 | 0.000 | sahih |
| 3 | 0.581 | 0.480 | 0.001 | sahih |
| 4 | 0.499 | 0.611 | 0.000 | sahih |
| 5 | 0.688 | 0.610 | 0.000 | sahih |
| 6 | 0.574 | 0.585 | 0.000 | sahih |
| 7 | 0.844 | 0.799 | 0.000 | sahih |
| 8 | 0.749 | 0.687 | 0.000 | sahih |
| 9 | 0.425 | 0.292 | 0.032 | sahih |
| 10 | 0.598 | 0.610 | 0.000 | sahih |
| 11 | 0.550 | 0.442 | 0.002 | sahih |




TABEL BUTIR-BUTIR SAHIB

Pada Taraf Signifikansi : 0.05

Kasus- Butir Nomor:

| Nomor | 1 | 2 | 3 | 4 | 5 | 6 | 7 | 8 | 9 | Tot |
|-------|---|---|---|---|---|---|---|---|---|-----|
| 1 | 4 | 4 | 4 | 4 | 4 | 4 | 4 | 4 | 4 | 36 |
| 2 | 2 | 4 | 4 | 3 | 4 | 3 | 4 | 4 | 4 | 32 |
| 3 | 3 | 4 | 4 | 3 | 4 | 4 | 4 | 4 | 3 | 33 |
| 4 | 4 | 1 | 4 | 4 | 2 | 4 | 4 | 4 | 4 | 31 |
| 5 | 4 | 4 | 4 | 3 | 3 | 4 | 4 | 4 | 4 | 34 |
| 6 | 3 | 4 | 1 | 1 | 3 | 2 | 4 | 2 | 4 | 27 |
| 7 | 1 | 2 | 2 | 3 | 2 | 1 | 1 | 1 | 1 | 14 |
| 8 | 2 | 4 | 4 | 2 | 1 | 2 | 4 | 4 | 4 | 27 |
| 9 | 4 | 4 | 3 | 4 | 3 | 2 | 4 | 4 | 4 | 32 |
| 10 | 3 | 4 | 4 | 3 | 3 | 1 | 4 | 4 | 4 | 30 |
| 11 | 2 | 4 | 4 | 3 | 3 | 2 | 2 | 4 | 2 | 26 |
| 12 | 1 | 2 | 1 | 1 | 1 | 3 | 1 | 2 | 1 | 13 |
| 13 | 3 | 3 | 4 | 4 | 3 | 2 | 4 | 4 | 4 | 31 |
| 14 | 3 | 4 | 4 | 3 | 3 | 1 | 4 | 4 | 4 | 30 |
| 15 | 3 | 4 | 4 | 2 | 3 | 2 | 4 | 4 | 4 | 30 |
| 16 | 2 | 4 | 4 | 3 | 4 | 2 | 4 | 3 | 4 | 30 |
| 17 | 4 | 1 | 4 | 3 | 3 | 4 | 2 | 1 | 4 | 26 |
| 18 | 4 | 4 | 4 | 4 | 4 | 4 | 4 | 2 | 4 | 34 |
| 19 | 3 | 4 | 3 | 3 | 3 | 4 | 4 | 4 | 4 | 32 |
| 20 | 1 | 3 | 1 | 2 | 1 | 3 | 2 | 1 | 1 | 15 |
| 21 | 3 | 2 | 4 | 3 | 2 | 1 | 4 | 3 | 3 | 25 |
| 22 | 3 | 4 | 4 | 3 | 3 | 4 | 4 | 4 | 4 | 33 |
| 23 | 4 | 3 | 4 | 2 | 2 | 2 | 2 | 4 | 4 | 27 |
| 24 | 3 | 4 | 4 | 3 | 3 | 4 | 4 | 4 | 4 | 33 |
| 25 | 3 | 4 | 4 | 4 | 3 | 2 | 4 | 4 | 4 | 32 |
| 26 | 4 | 4 | 4 | 4 | 4 | 4 | 4 | 1 | 4 | 33 |
| 27 | 2 | 4 | 4 | 3 | 3 | 4 | 4 | 4 | 4 | 32 |
| 28 | 3 | 4 | 3 | 4 | 4 | 4 | 4 | 4 | 4 | 34 |
| 29 | 2 | 4 | 3 | 4 | 3 | 4 | 4 | 4 | 4 | 32 |
| 30 | 1 | 1 | 3 | 4 | 3 | 4 | 4 | 4 | 4 | 29 |
| 31 | 4 | 1 | 4 | 3 | 3 | 4 | 4 | 4 | 4 | 31 |
| 32 | 4 | 2 | 4 | 3 | 3 | 4 | 4 | 4 | 4 | 32 |
| 33 | 3 | 4 | 4 | 4 | 4 | 4 | 3 | 4 | 3 | 33 |
| 34 | 4 | 4 | 3 | 2 | 4 | 3 | 2 | 2 | 4 | 28 |
| 35 | 1 | 1 | 3 | 3 | 2 | 1 | 1 | 3 | 2 | 17 |
| 36 | 2 | 2 | 1 | 2 | 2 | 2 | 1 | 2 | 1 | 15 |
| 37 | 3 | 3 | 3 | 4 | 3 | 4 | 4 | 4 | 2 | 30 |
| 38 | 2 | 2 | 2 | 3 | 2 | 1 | 3 | 3 | 4 | 22 |
| 39 | 4 | 3 | 4 | 1 | 3 | 3 | 4 | 1 | 1 | 24 |
| 40 | 1 | 1 | 2 | 1 | 1 | 1 | 2 | 1 | 2 | 12 |



Nama Instansi : Moral Kerja

Faktor Ke- 3 : Sikap Terhadap Pekerjaan

Butir 1 = Rekam Nomor : 3
Butir 2 = Rekam Nomor : 8
Butir 3 = Rekam Nomor : 12
Butir 4 = Rekam Nomor : 15
Butir 5 = Rekam Nomor : 18

Butir 6 = Rekam Nomor : 21
Butir 7 = Rekam Nomor : 23
Butir 8 = Rekam Nomor : 26
Butir 9 = Rekam Nomor : 35

Cacah Kasus Semua : 40


Cacah Data Kosong : 0

Cacah Kasus Jalan : 40

TABEL RINGKUNAN ANALISIS BUTIR


Putaran Ke - 1 pada Taraf Signifikansi : 0.05

| Butir No. | r xy | r bt | p | Status |
|-----------|-------|-------|-------|--------|
| 1 | 0.667 | 0.563 | 0.000 | sahih |
| 2 | 0.581 | 0.448 | 0.002 | sahih |
| 3 | 0.775 | 0.707 | 0.000 | sahih |
| 4 | 0.622 | 0.522 | 0.000 | sahih |
| 5 | 0.771 | 0.706 | 0.000 | sahih |
| 6 | 0.553 | 0.407 | 0.005 | sahih |
| 7 | 0.823 | 0.757 | 0.000 | sahih |
| 8 | 0.653 | 0.532 | 0.000 | sahih |
| 9 | 0.791 | 0.713 | 0.000 | sahih |



TABEL BUTIR-BUTIR SAHIB
 Pada Taraf Signifikansi : 0.05

| Kasus | Butir Nomor: | | | | | | | | | | | | Tot |
|-------|--------------|---|---|---|---|---|---|---|---|----|----|----|-----|
| Nomor | 1 | 2 | 3 | 4 | 5 | 6 | 7 | 8 | 9 | 10 | 11 | 12 | Tot |
| 1 | 3 | 4 | 4 | 1 | 4 | 4 | 2 | 4 | 4 | 2 | 4 | 4 | 40 |
| 2 | 1 | 2 | 2 | 4 | 3 | 4 | 2 | 4 | 3 | 4 | 4 | 2 | 35 |
| 3 | 3 | 4 | 3 | 4 | 3 | 3 | 4 | 4 | 4 | 4 | 4 | 2 | 42 |
| 4 | 2 | 4 | 4 | 4 | 4 | 2 | 2 | 4 | 4 | 2 | 4 | 2 | 38 |
| 5 | 4 | 4 | 3 | 4 | 2 | 4 | 4 | 4 | 4 | 4 | 4 | 2 | 43 |
| 6 | 4 | 2 | 1 | 4 | 2 | 4 | 2 | 4 | 4 | 3 | 4 | 4 | 38 |
| 7 | 1 | 1 | 2 | 2 | 1 | 1 | 1 | 2 | 2 | 3 | 2 | 3 | 21 |
| 8 | 4 | 2 | 1 | 4 | 3 | 4 | 1 | 3 | 4 | 1 | 4 | 4 | 35 |
| 9 | 4 | 3 | 4 | 4 | 2 | 4 | 4 | 2 | 4 | 4 | 4 | 4 | 43 |
| 10 | 2 | 4 | 4 | 3 | 4 | 4 | 4 | 2 | 4 | 1 | 4 | 2 | 38 |
| 11 | 4 | 4 | 3 | 4 | 3 | 4 | 4 | 3 | 4 | 1 | 4 | 1 | 39 |
| 12 | 1 | 1 | 1 | 3 | 1 | 2 | 1 | 1 | 1 | 2 | 3 | 3 | 20 |
| 13 | 4 | 2 | 2 | 4 | 2 | 4 | 3 | 4 | 4 | 2 | 4 | 3 | 38 |
| 14 | 4 | 2 | 4 | 4 | 4 | 4 | 4 | 4 | 4 | 4 | 4 | 2 | 44 |
| 15 | 3 | 3 | 4 | 4 | 3 | 3 | 4 | 3 | 3 | 4 | 4 | 2 | 40 |
| 16 | 2 | 3 | 4 | 4 | 2 | 4 | 3 | 3 | 1 | 4 | 4 | 1 | 35 |
| 17 | 4 | 4 | 4 | 4 | 1 | 4 | 4 | 2 | 3 | 4 | 4 | 2 | 40 |
| 18 | 4 | 3 | 1 | 4 | 4 | 4 | 2 | 4 | 4 | 4 | 4 | 2 | 40 |
| 19 | 1 | 4 | 4 | 4 | 3 | 4 | 4 | 4 | 4 | 4 | 4 | 4 | 44 |
| 20 | 2 | 1 | 1 | 1 | 1 | 3 | 1 | 1 | 2 | 3 | 3 | 1 | 20 |
| 21 | 3 | 2 | 3 | 4 | 3 | 1 | 1 | 2 | 3 | 3 | 4 | 1 | 30 |
| 22 | 1 | 4 | 3 | 4 | 4 | 4 | 4 | 4 | 3 | 4 | 4 | 4 | 43 |
| 23 | 3 | 2 | 4 | 4 | 1 | 2 | 4 | 1 | 4 | 4 | 1 | 3 | 33 |
| 24 | 1 | 4 | 2 | 4 | 1 | 4 | 4 | 4 | 4 | 4 | 3 | 3 | 38 |
| 25 | 4 | 2 | 3 | 4 | 2 | 4 | 4 | 4 | 4 | 4 | 4 | 2 | 41 |
| 26 | 2 | 3 | 3 | 4 | 4 | 4 | 3 | 4 | 4 | 4 | 4 | 4 | 43 |
| 27 | 4 | 4 | 4 | 4 | 2 | 4 | 4 | 4 | 4 | 4 | 4 | 4 | 46 |
| 28 | 4 | 4 | 4 | 4 | 4 | 4 | 4 | 4 | 4 | 4 | 4 | 3 | 47 |
| 29 | 4 | 3 | 3 | 4 | 4 | 4 | 4 | 2 | 3 | 2 | 4 | 4 | 41 |
| 30 | 4 | 4 | 4 | 4 | 4 | 4 | 3 | 4 | 4 | 4 | 4 | 3 | 46 |
| 31 | 2 | 3 | 4 | 4 | 4 | 4 | 4 | 3 | 4 | 4 | 4 | 2 | 42 |
| 32 | 2 | 3 | 4 | 4 | 4 | 4 | 4 | 3 | 4 | 4 | 4 | 4 | 44 |
| 33 | 4 | 3 | 3 | 4 | 3 | 1 | 2 | 2 | 2 | 4 | 3 | 2 | 33 |
| 34 | 3 | 4 | 4 | 4 | 4 | 4 | 3 | 4 | 4 | 3 | 4 | 4 | 45 |
| 35 | 1 | 2 | 2 | 1 | 1 | 2 | 4 | 1 | 1 | 1 | 2 | 1 | 19 |
| 36 | 1 | 1 | 1 | 3 | 2 | 1 | 1 | 2 | 2 | 3 | 1 | 1 | 19 |
| 37 | 4 | 4 | 4 | 2 | 3 | 4 | 2 | 4 | 4 | 4 | 3 | 3 | 41 |
| 38 | 2 | 1 | 2 | 1 | 1 | 2 | 1 | 3 | 1 | 2 | 4 | 3 | 23 |
| 39 | 3 | 3 | 3 | 3 | 4 | 3 | 3 | 3 | 3 | 2 | 1 | 2 | 33 |
| 40 | 1 | 2 | 1 | 2 | 3 | 2 | 4 | 1 | 3 | 1 | 2 | 4 | 26 |



S.P.S. : Seri Program Statistik
Program : UJI-KEANDALAN TEKNIK Hoyt-KR
Edisi : Sutrisno Hadi dan Beno Pamardiyanto
Universitas Gadjah Mada, Yogyakarta, Indonesia
Versi IBM/IN; Hak Cipta (c) 1992, Dilindungi UU

Nama Pemilik : Sulastri, 2165/PS
Nama Lembaga : Fakultas Psikologi - UGM
A l a m a t : Yogyakarta

=====
Nama Peneliti : Esi Erinda P
Nama Lembaga : Fak. Psikologi-UNIKA Soegijapranata-SMG
Tgl. Analisis : 29-Februari-1993
Nama Berkas : try2

Nama Konstrak : Moral Kerja
Nama Faktor : Sikap Terhadap Teman Sekerja

F A K T O R : 1

Butir 1 = Rekam Nomor : 1
Butir 2 = Rekam Nomor : 10
Butir 3 = Rekam Nomor : 1
Butir 4 = Rekam Nomor : 19
Butir 5 = Rekam Nomor : 28
Butir 6 = Rekam Nomor : 31
Butir 7 = Rekam Nomor : 33
Butir 8 = Rekam Nomor : 37

Cacah Kasus Semula : 40
Cacah Data Kosong : 0
Cacah Kasus Jalan : 40

TABEL RANGKUMAN ANALISIS

| Sumber | JK | db | RK |
|--------|---------|-----|-------|
| Subyek | 155.222 | 39 | 3.980 |
| Butir | 18.022 | 7 | -- |
| Sisa | 134.953 | 273 | 0.677 |
| Total | 358.097 | 319 | -- |

=====
r tt = 0.930 p = 0.000
=====

Nama Konsultan : Moral Kerja
Nama Faktor : Sikap Terhadap Atasan

11 FAKTOR : 2


- Butir 1 = Rekanan Nomor : 2
- Butir 2 = Rekanan Nomor : 6
- Butir 3 = Rekanan Nomor : 10
- Butir 4 = Rekanan Nomor : 14
- Butir 5 = Rekanan Nomor : 22
- Butir 7 = Rekanan Nomor : 26
- Butir 8 = Rekanan Nomor : 30
- Butir 9 = Rekanan Nomor : 34
- Butir 10 = Rekanan Nomor : 38
- Butir 11 = Rekanan Nomor : 42
- Butir 12 = Rekanan Nomor : 46
- Butir 13 = Rekanan Nomor : 50
- Butir 15 = Rekanan Nomor : 58

Jumlah Kasus Basula : 40
Jumlah Data Kosong : 0
Jumlah Kasus Jalan : 40

** TABEL RANGKUMAN ANALISIS

| Subjek | JK | db | RK |
|--------|---------|-----|-------|
| Subjek | 237.137 | 39 | 6.080 |
| Butir | 34.673 | 12 | -- |
| Bias | 345.738 | 468 | 0.782 |
| Total | 637.598 | 519 | -- |

$r_{tt} = 0.971$ $p = 0.000$



Nama Responden : Mardani Kerja
 Nama Faktor : Sikap Terhadap Pekerjaan

14. FAKTOR : 3

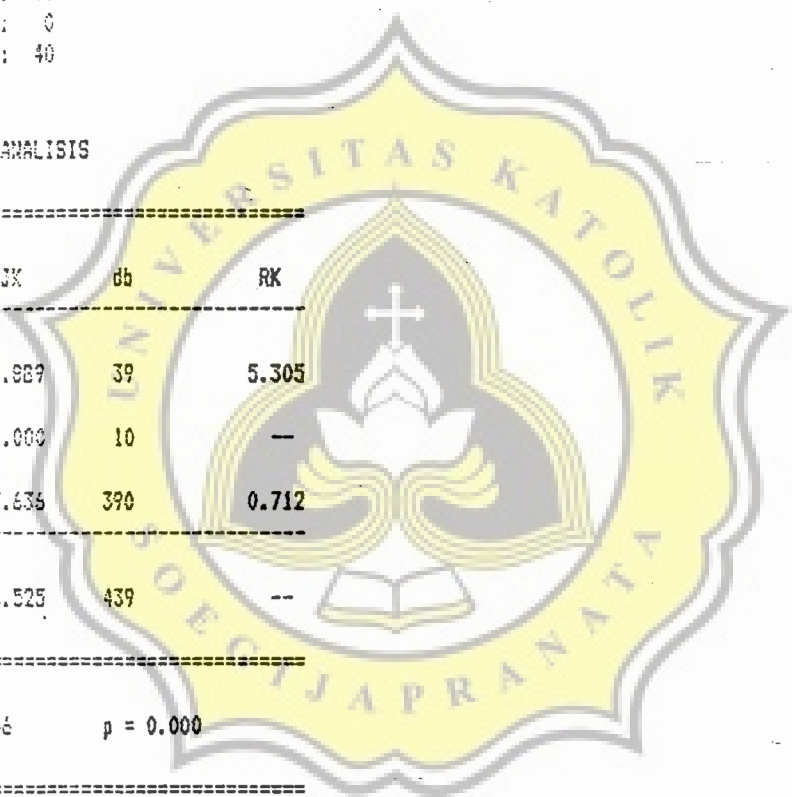
- Subir 1 = Rekaman Nomor : 3
- Subir 3 = Rekaman Nomor : 11
- Subir 4 = Rekaman Nomor : 15
- Subir 5 = Rekaman Nomor : 19
- Subir 6 = Rekaman Nomor : 23
- Subir 7 = Rekaman Nomor : 27
- Subir 8 = Rekaman Nomor : 31
- Subir 9 = Rekaman Nomor : 35
- Subir 10 = Rekaman Nomor : 39
- Subir 11 = Rekaman Nomor : 43
- Subir 12 = Rekaman Nomor : 47

Jumlah Kasus Demula : 40
 Jumlah Tala Kosong : 0
 Jumlah Kasus Jajan : 40

14. TABEL RINGKUPAN ANALISIS

| Sumber | JK | db | RK |
|--------|---------|-----|-------|
| Subyek | 206.889 | 39 | 5.305 |
| Subir | 24.000 | 10 | -- |
| Sisa | 277.636 | 390 | 0.712 |
| Total | 508.525 | 439 | -- |

$r_{tt} = 0.966$ $p = 0.000$




S.P.D. : Sari Program Statistik
Program : UJI-KEBAHAIHAN FAKTOR-FAKTOR KONSTRUK
Gugel : Sutrisno Hadi dan Seno Pawardiyanto
Universitas Gadjah Mada, Yogyakarta, Indonesia
Versi ISM/IN; Hak Dipta (c) 1992, Dilindungi UU

Nama Pemilik : Sulastri, 2145/PS
Nama Lembaga : Fakultas Psikologi - UGM
A l a m a t : Yogyakarta
=====

Nama Peneliti : Emil Erwinda P
Nama Lembaga : Fak. Psikologi-UNIKA Soegijapranata-SMG
Tgl. Analisis : 29-Februari-1993
Nama Berkas : try2

Nama Konstrak : Moral Kerja
Nama Faktor 1 : Sikap Terhadap Teman Sekerja
Nama Faktor 2 : Sikap Terhadap Atasan
Nama Faktor 3 : Sikap Terhadap Pekerjaan
Nama Faktor 4 : Sikap Terhadap Perusahaan

Cacah Kasus Semula : 40
Cacah Data Kosong : 0
Cacah Kasus Jalan : 40





LAMPIRAN - B

** TABEL DATA : Emil

=====

| Kasus | X1 | X2 | X3 | X4 |
|-------|----|----|-----|----|
| 1 | 1 | 4 | 152 | 72 |
| 2 | 1 | 5 | 160 | 78 |
| 3 | 1 | 2 | 122 | 52 |
| 4 | 1 | 3 | 138 | 68 |
| 5 | 1 | 3 | 140 | 70 |
| 6 | 1 | 3 | 137 | 67 |
| 7 | 1 | 2 | 123 | 55 |
| 8 | 1 | 3 | 139 | 70 |
| 9 | 1 | 3 | 136 | 67 |
| 10 | 1 | 2 | 121 | 52 |
| 11 | 1 | 2 | 124 | 55 |
| 12 | 1 | 3 | 130 | 62 |
| 13 | 1 | 3 | 138 | 70 |
| 14 | 1 | 2 | 120 | 68 |
| 15 | 1 | 2 | 127 | 75 |
| 16 | 1 | 2 | 129 | 78 |
| 17 | 1 | 3 | 137 | 70 |
| 18 | 1 | 3 | 142 | 75 |
| 19 | 1 | 5 | 150 | 67 |
| 20 | 1 | 3 | 135 | 52 |
| 21 | 1 | 3 | 136 | 53 |
| 22 | 1 | 3 | 139 | 56 |
| 23 | 1 | 4 | 143 | 60 |
| 24 | 1 | 4 | 150 | 67 |
| 25 | 1 | 4 | 122 | 65 |
| 26 | 1 | 2 | 117 | 70 |
| 27 | 1 | 2 | 116 | 57 |
| 28 | 1 | 2 | 122 | 63 |
| 29 | 1 | 2 | 127 | 69 |
| 30 | 1 | 2 | 136 | 73 |
| 31 | 1 | 3 | 140 | 75 |
| 32 | 1 | 3 | 152 | 83 |
| 33 | 1 | 4 | 129 | 64 |
| 34 | 1 | 2 | 136 | 70 |
| 35 | 1 | 3 | 121 | 72 |
| 36 | 1 | 2 | 142 | 73 |
| 37 | 1 | 3 | 113 | 60 |
| 38 | 1 | 2 | 121 | 50 |
| 39 | 1 | 2 | 123 | 53 |
| 40 | 1 | 2 | 116 | 61 |

=====

(bersambung)

(sambungan)

=====

| Kasus | X1 | X2 | X3 | X4 |
|-------|----|----|-----|----|
| 41 | 1 | 2 | 134 | 63 |
| 42 | 1 | 2 | 138 | 53 |
| 43 | 1 | 2 | 123 | 50 |
| 44 | 1 | 2 | 128 | 73 |
| 45 | 1 | 3 | 132 | 52 |
| 46 | 1 | 2 | 142 | 56 |
| 47 | 1 | 3 | 62 | 44 |
| 48 | 1 | 3 | 63 | 64 |
| 49 | 1 | 3 | 71 | 44 |
| 50 | 1 | 1 | 190 | 49 |
| 51 | 1 | 1 | 136 | 47 |
| 52 | 1 | 1 | 73 | 52 |
| 53 | 1 | 5 | 73 | 63 |
| 54 | 1 | 3 | 137 | 73 |
| 55 | 1 | 1 | 112 | 82 |
| 56 | 1 | 3 | 72 | 71 |
| 57 | 1 | 2 | 78 | 50 |
| 58 | 1 | 2 | 75 | 56 |
| 59 | 1 | 1 | 74 | 60 |
| 60 | 1 | 1 | 63 | 76 |
| 61 | 1 | 1 | 76 | 62 |
| 62 | 1 | 1 | 77 | 60 |
| 63 | 1 | 1 | 137 | 47 |
| 64 | 1 | 1 | 73 | 83 |
| 65 | 1 | 1 | 130 | 70 |
| 66 | 1 | 3 | 65 | 72 |
| 67 | 1 | 1 | 71 | 60 |
| 68 | 1 | 3 | 78 | 65 |
| 69 | 1 | 1 | 105 | 60 |
| 70 | 1 | 1 | 148 | 41 |
| 71 | 2 | 1 | 127 | 63 |
| 72 | 2 | 1 | 126 | 74 |
| 73 | 2 | 2 | 120 | 83 |
| 74 | 2 | 3 | 106 | 97 |
| 75 | 2 | 3 | 142 | 93 |
| 76 | 2 | 2 | 151 | 95 |
| 77 | 2 | 2 | 167 | 86 |
| 78 | 2 | 2 | 153 | 87 |
| 79 | 2 | 2 | 160 | 88 |
| 80 | 2 | 3 | 103 | 89 |

=====

(bersambung)

(sambungan)

=====

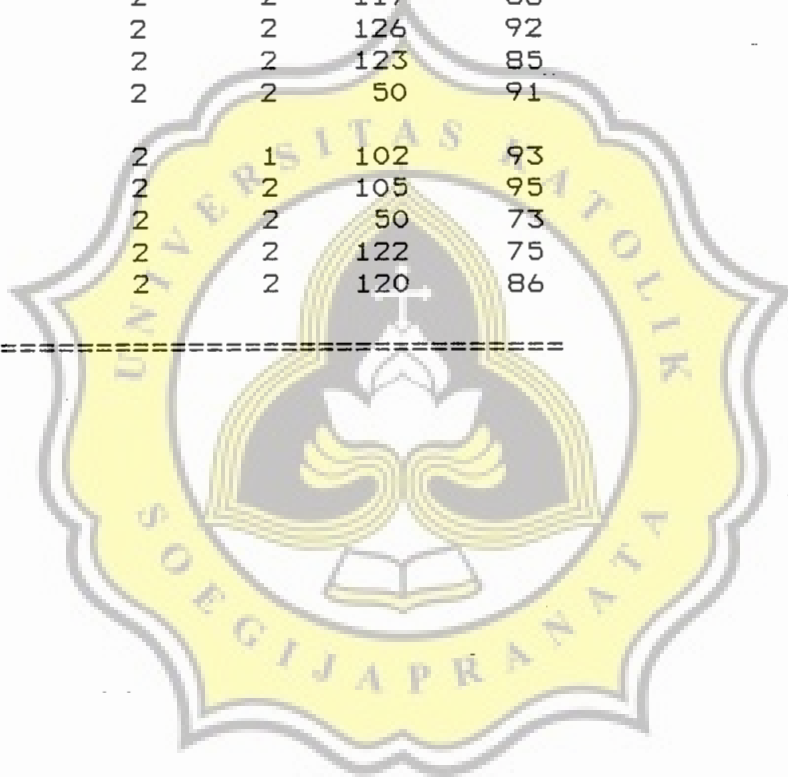
| Kasus | X1 | X2 | X3 | X4 |
|-------|----|----|-----|-----|
| 81 | 2 | 4 | 161 | 89 |
| 82 | 2 | 5 | 163 | 92 |
| 83 | 2 | 4 | 124 | 90 |
| 84 | 2 | 5 | 153 | 90 |
| 85 | 2 | 2 | 160 | 92 |
| 86 | 2 | 5 | 163 | 95 |
| 87 | 2 | 5 | 139 | 98 |
| 88 | 2 | 2 | 125 | 83 |
| 89 | 2 | 4 | 123 | 78 |
| 90 | 2 | 5 | 160 | 103 |
| 91 | 2 | 5 | 142 | 82 |
| 92 | 2 | 5 | 167 | 86 |
| 93 | 2 | 2 | 160 | 95 |
| 94 | 2 | 2 | 164 | 102 |
| 95 | 2 | 5 | 150 | 100 |
| 96 | 2 | 3 | 100 | 101 |
| 97 | 2 | 5 | 120 | 98 |
| 98 | 2 | 2 | 126 | 92 |
| 99 | 2 | 2 | 130 | 93 |
| 100 | 2 | 2 | 105 | 96 |
| 101 | 2 | 2 | 115 | 72 |
| 102 | 2 | 3 | 118 | 73 |
| 103 | 2 | 2 | 126 | 81 |
| 104 | 2 | 2 | 127 | 80 |
| 105 | 2 | 2 | 142 | 123 |
| 106 | 2 | 2 | 156 | 112 |
| 107 | 2 | 3 | 121 | 83 |
| 108 | 2 | 4 | 140 | 91 |
| 109 | 2 | 2 | 139 | 80 |
| 110 | 2 | 3 | 117 | 78 |
| 111 | 2 | 3 | 168 | 82 |
| 112 | 2 | 2 | 161 | 103 |
| 113 | 2 | 5 | 118 | 96 |
| 114 | 2 | 5 | 119 | 91 |
| 115 | 2 | 2 | 193 | 81 |
| 116 | 2 | 2 | 127 | 73 |
| 117 | 2 | 4 | 131 | 95 |
| 118 | 2 | 2 | 132 | 80 |
| 119 | 2 | 3 | 129 | 97 |
| 120 | 2 | 3 | 126 | 97 |

=====

(bersambung)

(sambungan)

| Kasus | X1 | X2 | X3 | X4 |
|-------|----|----|-----|-----|
| 121 | 2 | 3 | 120 | 105 |
| 122 | 2 | 2 | 140 | 107 |
| 123 | 2 | 2 | 142 | 100 |
| 124 | 2 | 3 | 122 | 100 |
| 125 | 2 | 3 | 119 | 96 |
| 126 | 2 | 2 | 119 | 95 |
| 127 | 2 | 2 | 98 | 90 |
| 128 | 2 | 1 | 106 | 86 |
| 129 | 2 | 2 | 100 | 87 |
| 130 | 2 | 2 | 117 | 83 |
| 131 | 2 | 2 | 122 | 83 |
| 132 | 2 | 2 | 117 | 86 |
| 133 | 2 | 2 | 126 | 92 |
| 134 | 2 | 2 | 123 | 85 |
| 135 | 2 | 2 | 50 | 91 |
| 136 | 2 | 1 | 102 | 93 |
| 137 | 2 | 2 | 105 | 95 |
| 138 | 2 | 2 | 50 | 73 |
| 139 | 2 | 2 | 122 | 75 |
| 140 | 2 | 2 | 120 | 86 |



S.P.S. : Seri Program Statistik
Program : UJI NORMALITAS SEBARAN
Edisi : Sutrisno Hadi dan Seno Pamardiyanto
Universitas Gadjah Mada, Yogyakarta, Indonesia
Versi IBM/IN; Hak Cipta (c) 1992, Dilindungi

Nama Pemilik : Sulastri, 2165/PS
Nama Lembaga : Fakultas Psikologi - UGM
A l a m a t : Yogyakarta
=====

Nama Peneliti : Emil Erwinda
Nama Lembaga : Fak.Psikology-UNIKA-Soegidjapranata-SMG
Tgl. Analisis : 01-04-1993
Nama Berkas : Emil

Nama Ubahan X 1 : Tingkat Upah
Nama Ubahan X 2 : Masa Kerja
Nama Ubahan X 3 : Moral Kerja

Ubahan X 1 = Rekaman Nomor : 2
Ubahan X 2 = Rekaman Nomor : 3
Ubahan X 3 = Rekaman Nomor : 4

Cacah Kasus Semula : 140
Cacah Data Kosong : 0
Cacah Kasus Jalan : 140



** TABEL RANGKUMAN - UBAHAN: X 3

| Klas | fo | fh | D | DD | DD/fh |
|-------|-----|--------|-------|--------|-------|
| 6 | 2 | 3.19 | -1.19 | 1.42 | 0.45 |
| 5 | 16 | 19.03 | -3.03 | 9.16 | 0.48 |
| 4 | 58 | 47.78 | 10.22 | 104.41 | 2.19 |
| 3 | 46 | 47.78 | -1.78 | 3.18 | 0.07 |
| 2 | 12 | 19.03 | -7.03 | 49.36 | 2.59 |
| 1 | 6 | 3.19 | 2.81 | 7.88 | 2.47 |
| Total | 140 | 140.00 | 0.00 | | 8.24 |

db = 5 p = 0.143
 Sebarannya : normal.

** KECOCOKAN KURVE: X 3


| Klas | fo | fh |
|------|----|-------|
| 6 | 2 | 3.20 |
| 5 | 16 | 19.03 |
| 4 | 58 | 47.79 |
| 3 | 46 | 47.79 |
| 2 | 12 | 19.03 |
| 1 | 6 | 3.20 |

Rerata = 124.657
 S.B. = 27.392
 Kai Kuadrat = 8.243
 p = 0.143

TABEL RANGKUMAN - UBAHAN: X 4

| Klas | fo | fh | D | DD | DD/fh |
|-------|-----|--------|-------|-------|-------|
| 10 | 1 | 1.15 | -0.15 | 0.02 | 0.02 |
| 9 | 2 | 3.88 | -1.88 | 3.53 | 0.91 |
| 8 | 13 | 11.09 | 1.91 | 3.66 | 0.33 |
| 7 | 27 | 22.29 | 4.71 | 22.20 | 1.00 |
| 6 | 25 | 31.60 | -6.60 | 43.53 | 1.38 |
| 5 | 32 | 31.60 | 0.40 | 0.16 | 0.01 |
| 4 | 18 | 22.29 | -4.29 | 18.39 | 0.82 |
| 3 | 19 | 11.09 | 7.91 | 62.60 | 5.65 |
| 2 | 3 | 3.88 | -0.88 | 0.77 | 0.20 |
| 1 | 0 | 1.15 | -1.15 | 1.32 | 1.15 |
| Total | 140 | 140.00 | 0.00 | -- | 11.45 |

$db = 9$ $p = 0.246$
 Sebarannya : normal.




=====

| Klas | fo | fh | |
|------|----|-------|----------------------------------|
| 10 | 1 | 1.15 | : o* |
| | | | : |
| 9 | 2 | 3.88 | : 'oo * |
| | | | : |
| 8 | 13 | 11.09 | : ooooooooooooo* |
| | | | : |
| 7 | 27 | 22.29 | : ooooooooooooooooooooooooooooo* |
| | | | : |
| 6 | 25 | 31.60 | : ooooooooooooooooooooooooooooo* |
| | | | : |
| 5 | 32 | 31.60 | : ooooooooooooooooooooooooooooo* |
| | | | : |
| 4 | 18 | 22.29 | : ooooooooooooooooooooo* |
| | | | : |
| 3 | 19 | 11.09 | : ooooooooooooo* |
| | | | : |
| 2 | 3 | 3.88 | : ooo * |
| | | | : |
| 1 | 0 | 1.15 | : * |

Rerata = 76.436
 S.B. = 16.824
 Kai Kuadrat = 11.455
 p = 0.246

=====



S.P.S. : Seri Program Statistik
Program : UJI BENTUK REGRESI
Edisi : Sutrisno Hadi dan Sano Pamardiyanto
Universitas Gadjah Mada, Yogyakarta, Indonesia
Versi IBM/IN, Hak Cipta (c) 1992, Dilindungi

Nama Pemilik : Sulastri, 2165/PS
Nama Lembaga : Fakultas Psikologi - UGM
A l a m a t : Yogyakarta

=====
Nama Peneliti : Emil Erminda
Nama Lembaga : Fak.Psikology-UNIKA-Soegidjapranata-SMG
Tgl. Analisis : 01-04-1993
Nama Berkas : emil

Nama Ubahan Bebas X : Tingkat Upah
Nama Ubahan Taut Y : Moral Kerja

Ubahan Bebas X 1 = Rekaman Nomor : 2 pangkat 1
Ubahan Bebas X 2 = Rekaman Nomor : 2 pangkat 2
Ubahan Taut Y = Rekaman Nomor : 4

Cacah Kasus Semula : 140
Cacah Data Kosong : 0
Cacah Kasus Jalan : 140

** STATISTIK INDUK

| X | 0 | 1 | 2 | Y |
|---|-------|-------|-------|--------|
| 0 | 140 | 361 | 1105 | 10701 |
| 1 | 361 | 1105 | 3895 | 28242 |
| 2 | 1105 | 3895 | 15301 | 88310 |
| Y | 10701 | 28242 | 88310 | 857281 |

** MATRIKS DISPERSI

```
=====
```

| X | 1 | 2 | Y |
|---|-----------|-----------|------------|
| 1 | 174.136 | 1,045.679 | 648.707 |
| 2 | 1,045.679 | 6,579.393 | 3,848.539 |
| Y | 648.709 | 3,848.539 | 39,342.440 |

```
=====
```

** MATRIKS INTERKORELASI

```
=====
```

| X | 1 | 2 | Y |
|---|-------|-------|-------|
| 1 | 1.000 | 0.977 | 0.248 |
| p | 0.000 | 0.000 | 0.003 |
| 2 | 0.977 | 1.000 | 0.239 |
| p | 0.000 | 0.000 | 0.005 |
| Y | 0.248 | 0.239 | 1.000 |
| p | 0.003 | 0.005 | 0.000 |

```
=====
```

p = dua-ekor.

** Koef. Garis Regresi Linear


Beta 0 = 66.830
Beta 1 = 3.725

Ralat Baku Est. = 16.358
Ry(1) = 0.248
Koef. Det. (R²) = 0.061

** Koef. Garis Regresi Kuadrat

Beta 0 = 65.643
Beta 1 = 4.664
Beta 2 = -0.156

Ralat Baku Est. = 16.416
Ry(12) = 0.248
Koef. Det. (R²) = 0.062



** RANGKUMAN ANALISIS REGRESI : X 2 & X 4

| Sumber | JK | db | RK | F | p |
|-----------------|------------|-----|-----------|-------|-------|
| Regr. Linear | 2,416.633 | 1 | 2,416.633 | 9.031 | 0.003 |
| Res. Linear | 36,925.810 | 138 | 267.578 | -- | -- |
| Regr. Kuadratik | 2,423.969 | 2 | 1,211.984 | 4.498 | 0.034 |
| Res. Kuadratik | 36,918.470 | 137 | 269.478 | -- | -- |
| Total | 39,342.440 | 139 | -- | -- | -- |

** RANGKUMAN ANALISIS REGRESI : X 2 & X 4

| Sumber | JK | db | RK | F | p |
|-----------------|------------|-----|-----------|-------|-------|
| Regr. Kuadratik | 2,423.969 | 2 | 1,211.984 | 4.498 | 0.034 |
| Regr. Linear | 2,416.633 | 1 | 2,416.633 | 9.031 | 0.003 |
| Keuntungan | 7.336 | 1 | 7.336 | 0.027 | 0.844 |
| Res. Kuadratik | 36,918.470 | 137 | 269.478 | -- | -- |
| Total | 39,342.440 | 139 | -- | -- | -- |

<< Korelasinya Linear >>

S.P.S. : Seri Program Statistik
Program : UJI BENTUK REGRESI
Edisi : Sutrisno Hadi dan Seno Pamardiyanto
Universitas Gadjah Mada, Yogyakarta, Indonesia
Versi IBM/IN, Hak Cipta (c) 1992, Dilindungi

Nama Pemilik : Sulastri, 2165/PS
Nama Lembaga : Fakultas Psikologi - UGM
A l a m a t : Yogyakarta

Nama Peneliti : Emil Erminda
Nama Lembaga : Fak.Psikology-UNIKA-Soegidjapranata-SMG
Tgl. Analisis : 01-04-1993
Nama Berkas : emil

Nama Ubahan Bebas X : Tingkat Upah
Nama Ubahan Taut Y : Moral Kerja

Ubahan Bebas X 1 = Rekaman Nomor : 2 pangkat 1
Ubahan Bebas X 2 = Rekaman Nomor : 2 pangkat 2
Ubahan Taut Y = Rekaman Nomor : 4

Cacah Kasus Semula : 140
Cacah Data Kosong : 0
Cacah Kasus Jalan : 140

** STATISTIK INDUK

| X | 0 | 1 | 2 | Y |
|---|-------|-------|-------|--------|
| 0 | 140 | 361 | 1105 | 10701 |
| 1 | 361 | 1105 | 3895 | 28242 |
| 2 | 1105 | 3895 | 15301 | 88310 |
| Y | 10701 | 28242 | 88310 | 857281 |

** MATRIKS DISPERSI

```
=====
X      1      2      Y
-----
1      174.136  1,045.679  648.707
2      1,045.679  6,579.393  3,848.539
Y      648.709   3,848.539  39,342.440
=====
```

** MATRIKS INTERKORELASI

```
=====
X      1      2      Y
-----
1      1.000  0.977  0.248
p      0.000  0.000  0.003
2      0.977  1.000  0.239
p      0.000  0.000  0.005
Y      0.248  0.239  1.000
p      0.003  0.005  0.000
=====
```

p = dua-ekor.

** Koef. Garis Regresi Linear


Beta 0 = 66.830
Beta 1 = 3.725

Ralat Baku Est. = 16.358
Ry(1) = 0.248
Koef. Det. (R²) = 0.061

** Koef. Garis Regresi Kuadratik

Beta 0 = 65.643
Beta 1 = 4.664
Beta 2 = -0.156

Ralat Baku Est. = 16.416
Ry(12) = 0.248
Koef. Det. (R²) = 0.062



** RANGKUMAN ANALISIS REGRESI : X 2 & X 4

| Sumber | JK | db | RK | F | p |
|-----------------|------------|-----|-----------|-------|-------|
| Regr. Linear | 2,416.633 | 1 | 2,416.633 | 9.031 | 0.003 |
| Res. Linear | 36,925.810 | 138 | 267.578 | -- | -- |
| Regr. Kuadratik | 2,423.969 | 2 | 1,211.984 | 4.498 | 0.034 |
| Res. Kuadratik | 36,918.470 | 137 | 269.478 | -- | -- |
| Total | 39,342.440 | 139 | -- | -- | -- |

** RANGKUMAN ANALISIS REGRESI : X 2 & X 4

| Sumber | JK | db | RK | F | p |
|-----------------|------------|-----|-----------|-------|-------|
| Regr. Kuadratik | 2,423.969 | 2 | 1,211.984 | 4.498 | 0.034 |
| Regr. Linear | 2,416.633 | 1 | 2,416.633 | 9.031 | 0.003 |
| Keuntungan | 7.336 | 1 | 7.336 | 0.027 | 0.844 |
| Res. Kuadratik | 36,918.470 | 137 | 269.478 | -- | -- |
| Total | 39,342.440 | 139 | -- | -- | -- |

<< Korelasinya Linear >>

Nama Ubahan Bebas X : Masa Kerja
Nama Ubahan Taut Y : Moral Kerja

Ubahan Bebas X 1 = Rekaman Nomor : 3 pangkat 1
Ubahan Bebas X 2 = Rekaman Nomor : 3 pangkat 2
Ubahan Taut Y = Rekaman Nomor : 4


Cacah Kasus Semula : 140
Cacah Data Kosong : 0
Cacah Kasus Jalan : 140

** STATISTIK INDUK

```
=====
```

| X | 0 | 1 | 2 | Y |
|---|---------|--------------|--------------|--------------|
| 0 | 140 | 17452 | 2279810 | 10701 |
| 1 | 17452 | 2279810 | 3.083871E+08 | 1349667 |
| 2 | 2279810 | 3.083871E+08 | 4.290296E+10 | 1.778536E+08 |
| Y | 10701 | 1349667 | 1.778536E+08 | 857281 |

```
=====
```



** MATRIKS DISPERSI

```
=====
```

| X | 1 | 2 | Y |
|---|--------------|--------------|----------|
| 1 | 104293.5 | 2.419245E+07 | 15710.88 |
| 2 | 2.419245E+07 | 5.77772E+09 | 3594720 |
| Y | 15710.88 | 3594720 | 39342.44 |

```
=====
```

** MATRIKS INTERKORELASI

```
=====
```

| X | 1 | 2 | Y |
|---|-------|-------|-------|
| 1 | 1.000 | 0.986 | 0.245 |
| p | 0.000 | 0.000 | 0.004 |
| 2 | 0.986 | 1.000 | 0.238 |
| p | 0.000 | 0.000 | 0.005 |
| Y | 0.245 | 0.238 | 1.000 |
| p | 0.004 | 0.005 | 0.000 |

```
=====
```

p = dua-ekor.

** Koef. Garis Regresi Linear

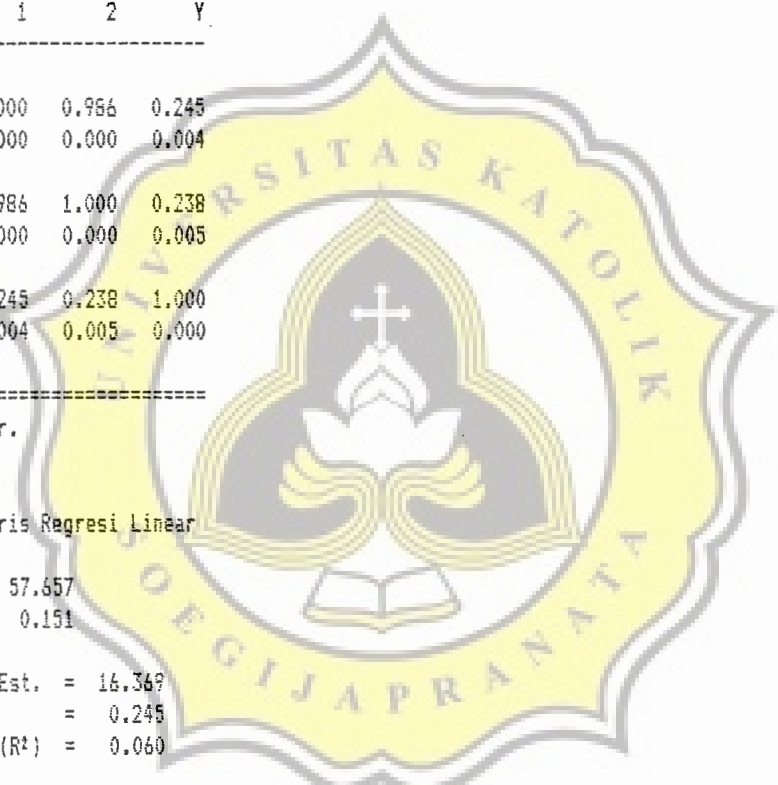
Beta 0 = 57.657
Beta 1 = 0.151

Ralat Baku Est. = 16.369
Ry(1) = 0.245
Koef. Det. (R²) = 0.060

** Koef. Garis Regresi Kuadratik

Beta 0 = 53.877
Beta 1 = 0.220
Beta 2 = -0.000

Ralat Baku Est. = 16.425
Ry(12) = 0.246
Koef. Det. (R²) = 0.061



** RANGKUMAN ANALISIS REGRESI : X 3 & X 4

| Sumber | JK | db | RK | F | p |
|-----------------|------------|-----|-----------|-------|-------|
| Regr. Linear | 2,366.703 | 1 | 2,366.703 | 8.833 | 0.004 |
| Res. Linear | 36,975.740 | 138 | 267.940 | -- | -- |
| Regr. Kuadratik | 2,381.563 | 2 | 1,190.781 | 4.414 | 0.035 |
| Res. Kuadratik | 36,960.880 | 137 | 269.787 | -- | -- |
| Total | 39,342.440 | 139 | -- | -- | -- |

** RANGKUMAN ANALISIS REGRESI : X 3 & X 4

| Sumber | JK | db | RK | F | p |
|-----------------|------------|-----|-----------|-------|-------|
| Regr. Kuadratik | 2,381.563 | 2 | 1,190.781 | 4.414 | 0.035 |
| Regr. Linear | 2,366.703 | 1 | 2,366.703 | 8.833 | 0.004 |
| Keuntungan | 14.859 | 1 | 14.859 | 0.055 | 0.800 |
| Res. Kuadratik | 36,960.880 | 137 | 269.787 | -- | -- |
| Total | 39,342.440 | 139 | -- | -- | -- |

<< Korelasinya Linear >>

Cetakan Ke - 1 / 1

S.P.S. : Seri Program Statistik
Program : UJI HOMOGENITAS VARIANSI 1-Jalur
Edisi : Sutrisno Hadi dan Seno Pamardiyanto
Universitas Gadjah Mada, Yogyakarta, Indonesia
Versi IBM/IN, Hak Cipta (c) 1992 Dilindungi UU

Nama Pemilik : Sulastri, 2165/PS
Nama Lembaga : Fakultas Psikologi - UGM
A l a m a t : Yogyakarta
=====

Nama Peneliti : Emil Erminda
Nama Lembaga : Fak.Psikology-UNIKA-Soegidjapranata-SMG
Tgl. Analisis : 01-04-1993
Nama Berkas : Emil

Nama Jalur Klasifikasi A : Status Karyawan
Nama Klasifikasi A 1 : Karyawan Bukan Anggota GKM
Nama Klasifikasi A 2 : Karyawan anggota GKM

Nama Ubahan X 1 : Tingkat Upah
Nama Ubahan X 2 : Masa Kerja

Jalur Klasifikasi A = Rekaman Nomor : 1

Ubahan X 1 = Rekaman Nomor : 2
Ubahan X 2 = Rekaman Nomor : 3

Cacah Kasus Semula : 140
Cacah Data Kosong : 0
Cacah Kasus Jalan : 140



S.P.S. : Seri Program Statistik
Program : UJI HOMOGENITAS VARIANSI 1-Jalur
Edisi : Sutrisno Hadi dan Seno Pamardiyanto
Universitas Gadjah Mada, Yogyakarta, Indonesia
Versi IBM/IN, Hak Cipta (c) 1992 Dilindungi UU

Nama Pemilik : Sulastri, 2165/PS
Nama Lembaga : Fakultas Psikologi - UGM
A l a m a t : Yogyakarta

=====

Nama Peneliti : Emil Erminda
Nama Lembaga : Fak.Psikology-UNIKA-Soegidjapranata-SMG
Tgl. Analisis : 01-04-1993
Nama Berkas : Emil

Nama Jalur Klasifikasi A : Status Karyawan Dalam GKM
Nama Klasifikasi A 1 : Bukan Anggota GKM
Nama Klasifikasi A 2 : Anggota GKM

Nama Ubahan X 1 : Moral Kerja

Jalur Klasifikasi A = Rekaman Nomor : 1

Ubahan X 1 = Rekaman Nomor : 4

Cacah Kasus Semula : 140
Cacah Data Kosong : 0
Cacah Kasus Jalan : 140



UJI-F ANTAR A

=====

Sumber X1

A1xA2 1.014
p 0.477

=====

Variansinya homogen.



** TABEL DATA : Emil

=====

| Kasus | A | X1 | X2 | Y |
|-------|---|----|-----|----|
| 1 | 1 | 4 | 152 | 72 |
| 2 | 1 | 5 | 160 | 78 |
| 3 | 1 | 2 | 122 | 52 |
| 4 | 1 | 3 | 138 | 68 |
| 5 | 1 | 3 | 140 | 70 |
| 6 | 1 | 3 | 137 | 67 |
| 7 | 1 | 2 | 123 | 55 |
| 8 | 1 | 3 | 139 | 70 |
| 9 | 1 | 3 | 136 | 67 |
| 10 | 1 | 2 | 121 | 52 |
| 11 | 1 | 2 | 124 | 55 |
| 12 | 1 | 3 | 130 | 62 |
| 13 | 1 | 3 | 138 | 70 |
| 14 | 1 | 2 | 120 | 68 |
| 15 | 1 | 2 | 127 | 75 |
| 16 | 1 | 2 | 129 | 78 |
| 17 | 1 | 3 | 137 | 70 |
| 18 | 1 | 3 | 142 | 75 |
| 19 | 1 | 5 | 150 | 67 |
| 20 | 1 | 3 | 135 | 52 |
| 21 | 1 | 3 | 136 | 53 |
| 22 | 1 | 3 | 139 | 56 |
| 23 | 1 | 4 | 143 | 60 |
| 24 | 1 | 4 | 150 | 67 |
| 25 | 1 | 4 | 122 | 65 |
| 26 | 1 | 2 | 117 | 70 |
| 27 | 1 | 2 | 116 | 57 |
| 28 | 1 | 2 | 122 | 63 |
| 29 | 1 | 2 | 127 | 69 |
| 30 | 1 | 2 | 136 | 73 |
| 31 | 1 | 3 | 140 | 75 |
| 32 | 1 | 3 | 152 | 83 |
| 33 | 1 | 4 | 129 | 64 |
| 34 | 1 | 2 | 136 | 70 |
| 35 | 1 | 3 | 121 | 72 |
| 36 | 1 | 2 | 142 | 73 |
| 37 | 1 | 3 | 113 | 60 |
| 38 | 1 | 2 | 121 | 50 |
| 39 | 1 | 2 | 123 | 53 |
| 40 | 1 | 2 | 116 | 61 |

=====

(bersambung)

(sambungan)

=====

| Kasus | A | X1 | X2 | Y |
|-------|---|----|-----|----|
| 41 | 1 | 2 | 134 | 63 |
| 42 | 1 | 2 | 138 | 53 |
| 43 | 1 | 2 | 123 | 50 |
| 44 | 1 | 2 | 128 | 73 |
| 45 | 1 | 3 | 132 | 52 |
| 46 | 1 | 2 | 142 | 56 |
| 47 | 1 | 3 | 62 | 44 |
| 48 | 1 | 3 | 63 | 64 |
| 49 | 1 | 3 | 71 | 44 |
| 50 | 1 | 1 | 190 | 49 |
| 51 | 1 | 1 | 136 | 47 |
| 52 | 1 | 1 | 73 | 52 |
| 53 | 1 | 5 | 73 | 63 |
| 54 | 1 | 3 | 137 | 73 |
| 55 | 1 | 1 | 112 | 82 |
| 56 | 1 | 3 | 72 | 71 |
| 57 | 1 | 2 | 78 | 50 |
| 58 | 1 | 2 | 75 | 56 |
| 59 | 1 | 1 | 74 | 60 |
| 60 | 1 | 1 | 63 | 76 |
| 61 | 1 | 1 | 76 | 62 |
| 62 | 1 | 1 | 77 | 60 |
| 63 | 1 | 1 | 137 | 47 |
| 64 | 1 | 1 | 73 | 83 |
| 65 | 1 | 1 | 130 | 70 |
| 66 | 1 | 3 | 65 | 72 |
| 67 | 1 | 1 | 71 | 60 |
| 68 | 1 | 3 | 78 | 65 |
| 69 | 1 | 1 | 105 | 60 |
| 70 | 1 | 1 | 148 | 41 |
| 71 | 2 | 1 | 127 | 63 |
| 72 | 2 | 1 | 126 | 74 |
| 73 | 2 | 2 | 120 | 83 |
| 74 | 2 | 3 | 106 | 97 |
| 75 | 2 | 3 | 142 | 93 |
| 76 | 2 | 2 | 151 | 95 |
| 77 | 2 | 2 | 167 | 86 |
| 78 | 2 | 2 | 153 | 87 |
| 79 | 2 | 2 | 160 | 88 |
| 80 | 2 | 3 | 103 | 89 |

=====

(bersambung)

(sambungan)

=====

| Kasus | A | X1 | X2 | Y |
|-------|---|----|-----|-----|
| 81 | 2 | 4 | 161 | 89 |
| 82 | 2 | 5 | 163 | 92 |
| 83 | 2 | 4 | 124 | 90 |
| 84 | 2 | 5 | 153 | 90 |
| 85 | 2 | 2 | 160 | 92 |
| 86 | 2 | 5 | 163 | 95 |
| 87 | 2 | 5 | 139 | 98 |
| 88 | 2 | 2 | 125 | 83 |
| 89 | 2 | 4 | 123 | 78 |
| 90 | 2 | 5 | 160 | 103 |
| 91 | 2 | 5 | 142 | 82 |
| 92 | 2 | 5 | 167 | 86 |
| 93 | 2 | 2 | 160 | 95 |
| 94 | 2 | 2 | 164 | 102 |
| 95 | 2 | 5 | 150 | 100 |
| 96 | 2 | 3 | 100 | 101 |
| 97 | 2 | 5 | 120 | 98 |
| 98 | 2 | 2 | 126 | 92 |
| 99 | 2 | 2 | 130 | 93 |
| 100 | 2 | 2 | 105 | 96 |
| 101 | 2 | 2 | 115 | 72 |
| 102 | 2 | 3 | 118 | 73 |
| 103 | 2 | 2 | 126 | 81 |
| 104 | 2 | 2 | 127 | 80 |
| 105 | 2 | 2 | 142 | 123 |
| 106 | 2 | 2 | 156 | 112 |
| 107 | 2 | 3 | 121 | 83 |
| 108 | 2 | 4 | 140 | 91 |
| 109 | 2 | 2 | 139 | 80 |
| 110 | 2 | 3 | 117 | 78 |
| 111 | 2 | 3 | 168 | 82 |
| 112 | 2 | 2 | 161 | 103 |
| 113 | 2 | 5 | 118 | 96 |
| 114 | 2 | 5 | 119 | 91 |
| 115 | 2 | 2 | 193 | 81 |
| 116 | 2 | 2 | 127 | 73 |
| 117 | 2 | 4 | 131 | 95 |
| 118 | 2 | 2 | 132 | 80 |
| 119 | 2 | 3 | 129 | 97 |
| 120 | 2 | 3 | 126 | 97 |

=====


(bersambung)

(sambungan)

=====

| Kasus | A | X1 | X2 | Y |
|-------|---|----|-----|-----|
| 121 | 2 | 3 | 120 | 105 |
| 122 | 2 | 2 | 140 | 107 |
| 123 | 2 | 2 | 142 | 100 |
| 124 | 2 | 3 | 122 | 100 |
| 125 | 2 | 3 | 119 | 96 |
| 126 | 2 | 2 | 119 | 95 |
| 127 | 2 | 2 | 98 | 90 |
| 128 | 2 | 1 | 106 | 86 |
| 129 | 2 | 2 | 100 | 87 |
| 130 | 2 | 2 | 117 | 83 |
| 131 | 2 | 2 | 122 | 83 |
| 132 | 2 | 2 | 117 | 86 |
| 133 | 2 | 2 | 126 | 92 |
| 134 | 2 | 2 | 123 | 85 |
| 135 | 2 | 2 | 50 | 91 |
| 136 | 2 | 1 | 102 | 93 |
| 137 | 2 | 2 | 105 | 95 |
| 138 | 2 | 2 | 50 | 73 |
| 139 | 2 | 2 | 122 | 75 |
| 140 | 2 | 2 | 120 | 86 |

=====





LAMPIRAN - C

S.P.S. : Seri Program Statistik
Program : Anakova 1-Jalur (Anakova A)
Edisi : Sutrisno Hadi dan Seno Pamardiyanto
Universitas Gadjah Mada, Yogyakarta, Indonesia
Versi IBM/IN, Hak Cipta (c) 1993, Dilindungi UU

Nama Pemilik : Emil Erminda
Nama Lembaga : Fak. Psikologi, Unika Soegijapranata
A l a m a t : Kesatrian dalam H 11A, Semarang
=====

Nama Peneliti : Emil Erminda
Nama Lembaga : Fak.Psikology-UNIKA-Soegidjapranata-SMG
Tgl. Analisis : 01-04-1993
Nama Berkas : emil

Nama Jalur Klasifikasi A : Status Karyawan
Nama Klasifikasi A 1 : Karyawan Bukan Anggota BKM
Nama Klasifikasi A 2 : Karyawan Anggota BKM

Nama Ubahan Sertaan X 1 : Tingkat Upah
Nama Ubahan Sertaan X 2 : Masa Kerja
Nama Ubahan Taut Y : Moral Kerja

Jalur Klasifikasi A = Rekaman Nomor : 1

Ubahan Sertaan X 1 = Rekaman Nomor : 2

Ubahan Sertaan X 2 = Rekaman Nomor : 3

Ubahan Taut Y = Rekaman Nomor : 4

Cacah Kasus Semua : 140

Cacah Data Kosong : 0

Cacah Kasus Jalan : 140

** MATRIKS STATISTIK INDUK

=====

| X | 0 | 1 | 2 | Y |
|---|---|---|---|---|
|---|---|---|---|---|

Klasifikasi: A1

| | | | | |
|---|------|-------|---------|--------|
| 0 | 70 | 169 | 8337 | 4415 |
| 1 | 169 | 481 | 20603 | 10816 |
| 2 | 8337 | 20603 | 1050523 | 527733 |
| Y | 4415 | 10816 | 527733 | 285579 |

Klasifikasi: A2

| | | | | |
|---|------|-------|---------|--------|
| 0 | 70 | 192 | 9115 | 6286 |
| 1 | 192 | 624 | 25500 | 17426 |
| 2 | 9115 | 25500 | 1229287 | 821934 |
| Y | 6286 | 17426 | 821934 | 571702 |

Total

| | | | | |
|---|-------|-------|---------|---------|
| 0 | 140 | 361 | 17452 | 10701 |
| 1 | 361 | 1105 | 46103 | 28242 |
| 2 | 17452 | 46103 | 2279810 | 1349667 |
| Y | 10701 | 28242 | 1349667 | 857281 |

=====
** MATRIKS DISPERSI

=====
Σ x1 x2 y

Antar A:

| | | | |
|----|---------|------------|------------|
| x1 | 3.779 | 127.813 | 307.379 |
| x2 | 127.813 | 4,323.250 | 10,397.380 |
| y | 307.381 | 10,397.380 | 25,004.630 |

dalam:

| | | | |
|----|---------|------------|------------|
| x1 | 170.357 | 973.959 | 341.327 |
| x2 | 973.959 | 99,970.190 | 5,813.500 |
| y | 341.329 | 5,313.563 | 14,337.810 |

Total:

| | | | |
|----|-----------|-------------|------------|
| x1 | 174.136 | 1,101.774 | 648.707 |
| x2 | 1,101.774 | 104,293.500 | 15,710.880 |
| y | 648.709 | 15,710.880 | 39,342.440 |

=====
GIA PRANATA

MATRIKS INTERKORELASI

=====

| r | x1 | x2 | y |
|---|----|----|---|
|---|----|----|---|

Klasifikasi: A1

| | | | |
|----|-------|-------|-------|
| x1 | 1.000 | 0.232 | 0.218 |
| p | 0.000 | 0.051 | 0.067 |
| x2 | 0.232 | 1.000 | 0.094 |
| p | 0.051 | 0.000 | 0.556 |
| y | 0.218 | 0.094 | 1.000 |
| p | 0.067 | 0.556 | 0.000 |

Klasifikasi: A2

| | | | |
|----|-------|-------|-------|
| x1 | 1.000 | 0.246 | 0.220 |
| p | 0.000 | 0.038 | 0.064 |
| x2 | 0.246 | 1.000 | 0.195 |
| p | 0.038 | 0.000 | 0.102 |
| y | 0.220 | 0.195 | 1.000 |
| p | 0.064 | 0.102 | 0.000 |

dalam:

| | | | |
|----|-------|-------|-------|
| x1 | 1.000 | 0.236 | 0.218 |
| p | 0.000 | 0.046 | 0.066 |
| x2 | 0.236 | 1.000 | 0.140 |
| p | 0.046 | 0.000 | 0.245 |
| y | 0.218 | 0.140 | 1.000 |
| p | 0.066 | 0.245 | 0.000 |

=====

(bersambung)

(sambungan)

| r | x1 | x2 | y |
|---|----|----|---|
|---|----|----|---|

Total:

| | | | |
|----|-------|-------|-------|
| x1 | 1.000 | 0.259 | 0.248 |
| p | 0.000 | 0.002 | 0.003 |
| x2 | 0.259 | 1.000 | 0.245 |
| p | 0.002 | 0.000 | 0.004 |
| y | 0.248 | 0.245 | 1.000 |
| p | 0.003 | 0.004 | 0.000 |




** TABEL RANGKUMAN ANAVA DAN ANAKOVA 1-JALUR

| Sumber | Ubahan | JK | db | RK | F | p |
|---------|--------|-------------|-----|------------|---------|-------|
| Antar A | X1 | 3.779 | 1 | 3.779 | 3.061 | 0.079 |
| | X2 | 4,323.250 | 1 | 4,323.250 | 5.968 | 0.015 |
| | Y | 25,004.630 | 1 | 25,004.630 | 240.667 | 0.000 |
| | Y^ | 22,007.460 | 1 | 22,007.460 | 221.145 | 0.000 |
| Dalam | X1 | 170.357 | 138 | 1.234 | -- | -- |
| | X2 | 99,970.190 | 138 | 724.422 | -- | -- |
| | Y | 14,337.810 | 138 | 103.897 | -- | -- |
| | Y^ | 13,534.190 | 136 | 99.516 | -- | -- |
| Total | X1 | 174.136 | 139 | -- | -- | -- |
| | X2 | 104,293.500 | 139 | -- | -- | -- |
| | Y | 39,342.440 | 139 | -- | -- | -- |
| | Y^ | 35,541.640 | 137 | -- | -- | -- |

** RERATA KELOMPOK A

| Sumber | Rerata Bauran | Rerata Sesuaian |
|--------|---------------|-----------------|
| A1 | 63.071 | 63.565 |
| A2 | 89.800 | 89.306 |





LAMPIRAN - D

Bagian I.

Kami memohon kesediaan Anda menjawab pertanyaan dibawah ini dengan mengisi titik-titik yang telah disediakan.

1. Sejak kapan anda bekerja diperusahaan ini ?
Bekerja sejak tanggal ..., bulan ..., tahun 19...
2. Berapa gaji dan tunjangan-tunjangan lainnya secara keseluruhan yang anda peroleh dalam setiap bulan ?

Bagian II.

Bacalah setiap pernyataan di bawah ini dengan teliti. Dalam setiap pernyataan terdapat empat alternatif jawaban yaitu SS, S, TS, STS. Apabila pernyataan tersebut sangat sesuai menurut Anda maka silanglah SS, apabila pernyataan tersebut sesuai menurut Anda, maka silanglah S, apabila tidak sesuai menurut Anda maka silanglah TS, apabila sangat tidak sesuai, maka silanglah STS.

1. Teman-teman saya di tempat kerja menyenangkan (SS, S, TS, STS).
2. Atasan saya menimbulkan semangat bekerja (SS, S, TS, STS).
3. Saya tidak senang dengan pekerjaan saya di perusahaan ini (SS, S, TS, STS).
4. Bekerja di perusahaan ini menimbulkan rasa bangga dalam diri saya (SS, S, TS, STS).
5. Sikap atasan saya menyenangkan (SS, S, TS, STS).
6. Kebijakan-kebijaksanaan di perusahaan ini membuat saya semangat bekerja (SS, S, TS, STS).
7. Atasan saya membuat saya rajin bekerja (SS, S, TS, STS).
8. Pekerjaan seperti yang saya lakukan di perusahaan ini menyenangkan bagi saya (SS, S, TS, STS).
9. Saya terdorong bekerja makin giat karena situasi di perusahaan ini menyenangkan (SS, S, TS, STS).
10. Saya tidak suka melihat teman-teman saya di tempat kerja (SS, S, TS, STS).

11. Atasan saya tidak peduli dengan masalah yang saya hadapi (SS, S, TS, STS).
12. Saya bersemangat melakukan pekerjaan seperti pekerjaan saya sekarang ini (SS, S, TS, STS).
13. Dengan bekerja di perusahaan ini, kebutuhan-kebutuhan hidup saya terpenuhi (SS, S, TS, STS).
14. Kalau saya mempunyai masalah, teman-teman saya bersedia menolong (SS, S, TS, STS).
15. Saya puas dengan pekerjaan saya (SS, S, TS, STS).
16. Kalau ada pekerjaan lain, saya tidak mau bekerja di perusahaan ini (SS, S, TS, STS).
17. Atasan saya adalah orang yang tidak bijaksana (SS, S, TS, STS).
18. Pekerjaan yang saya lakukan di perusahaan ini sesuai dengan keinginan saya (SS, S, TS, STS).
19. Perlakuan teman-teman saya di tempat bekerja, menurunkan kemauan saya melakukan pekerjaan (SS, S, TS, STS).
20. Saya malas bekerja karena sikap atasan (SS, S, TS, STS).
21. Saya keberatan dipindahkan kebagian lain (SS, S, TS, STS).
22. Sikap atasan saya menimbulkan rasa kesal (SS, S, TS, STS).
23. Pekerjaan saya di perusahaan ini membosankan (SS, S, TS, STS).
24. Saya tidak peduli apakah perusahaan berjalan lancar atau tidak (SS, S, TS, STS).
25. Cara kerja saya mendapat pujian dari atasan (SS, S, TS, STS).
26. Pekerjaan yang saya lakukan di perusahaan ini menimbulkan kepuasan tersendiri (SS, S, TS, STS).
27. Suasana di perusahaan membuat saya malas melakukan pekerjaan (SS, S, TS, STS).
28. Perlakuan teman-teman sekerja saya menimbulkan rasa tanggungjawab dalam diri saya atas keberhasilan di perusahaan (SS, S, TS, STS).
29. Atasan saya adalah pemarah (SS, S, TS, STS).
30. Status saya sebagai karyawan di perusahaan ini bukanlah sebagai hal yang membanggakan (SS, S, TS, STS).
31. Teman-teman sekerja saya memuji cara kerja saya (SS, S, TS, STS).
32. Saya puas atas perlakuan atasan saya (SS, S, TS, STS).

33. Saya senang atas sikap teman sekerja saya (SS, S, TS, STS).
34. Perlakuan atasan menimbulkan kesiapan dalam diri saya menghadapi masalah perusahaan (SS, S, TS, STS).
35. Saya mau meninggalkan pekerjaan saya ini, jika ada pekerjaan yang lain (SS, S, TS, STS).
36. Dengan bekerja di perusahaan ini masa depan saya terjamin (SS, S, TS, STS).
37. Saya malas melakukan pekerjaan, jika melihat sikap teman-teman saya (SS, S, TS, STS).
38. Sikap atasan menimbulkan dorongan dalam diri saya untuk tercapainya tujuan perusahaan (SS, S, TS, STS).
39. Fasilitas yang diberikan perusahaan memadai (SS, S, TS, STS).
40. Bekerja di perusahaan ini memuaskan bagi saya (SS, S, TS, STS).





LAMPIRAN - E

KUNCI SCORING ANGGKET MORAL KERJA

| No | Kunci Jawaban | | | | No | Kunci Jawaban | | | |
|-----|---------------|---|---|---|-----|---------------|---|---|---|
| 1. | 4 | 3 | 2 | 1 | 21. | 4 | 3 | 2 | 1 |
| 2. | 4 | 3 | 2 | 1 | 22. | 1 | 2 | 3 | 4 |
| 3. | 4 | 3 | 2 | 1 | 23. | 1 | 2 | 3 | 4 |
| 4. | 4 | 3 | 2 | 1 | 24. | 1 | 2 | 3 | 4 |
| 5. | 4 | 3 | 2 | 1 | 25. | 4 | 3 | 2 | 1 |
| 6. | 4 | 3 | 2 | 1 | 26. | 4 | 3 | 2 | 1 |
| 7. | 4 | 3 | 2 | 1 | 27. | 1 | 2 | 3 | 4 |
| 8. | 4 | 3 | 2 | 1 | 28. | 4 | 3 | 2 | 1 |
| 9. | 4 | 3 | 2 | 1 | 29. | 1 | 2 | 3 | 4 |
| 10. | 1 | 2 | 3 | 4 | 30. | 1 | 2 | 3 | 4 |
| 11. | 1 | 2 | 3 | 4 | 31. | 4 | 3 | 2 | 1 |
| 12. | 4 | 3 | 2 | 1 | 32. | 4 | 3 | 2 | 1 |
| 13. | 4 | 3 | 2 | 1 | 33. | 4 | 3 | 2 | 1 |
| 14. | 4 | 3 | 2 | 1 | 34. | 4 | 3 | 2 | 1 |
| 15. | 4 | 3 | 2 | 1 | 35. | 1 | 2 | 3 | 4 |
| 16. | 1 | 2 | 3 | 4 | 36. | 4 | 3 | 2 | 1 |
| 17. | 1 | 2 | 3 | 4 | 37. | 1 | 2 | 3 | 4 |
| 18. | 4 | 3 | 2 | 1 | 38. | 4 | 3 | 2 | 1 |
| 19. | 1 | 2 | 3 | 4 | 39. | 4 | 3 | 2 | 1 |
| 20. | 1 | 2 | 3 | 4 | 40. | 4 | 3 | 2 | 1 |



PABRIK2 GULA MADUBARU P.T.
ALAMAT: PADOKAN - TIRTONIRMOLO - KASIHAN - BANTUL Tromol Pos
TELEPON NO. (0274) 77049 & 77916 Fax. 73071
YOGYAKARTA 55001

SURAT KETERANGAN

No. : 1717/ADM/MB/III/1993

Yang bertanda tangan dibawah ini menerangkan bahwa,

Nama : EMIL ERMINDA.

No. Mhs : 87.468/87.6.111.08000.50194

Adalah mahasiswa dari Fakultas Psikologi Universitas Katolik Soegijopranoto yang telah selesai melaksanakan penelitian di Bagian Personalia PG Madukismo pada bulan Maret 1993.

Demikian Surat Keterangan ini dibuat untuk dapat dipergunakan sebagaimana mestinya.

Yogyakarta, 22 Maret 1993

Administratur

MUSDIATI D.
Ka. Bag. Personalia

FAKULTAS PSIKOLOGI UNIVERSITAS KATOLIK SOEGIJAPRANATA
PAWIYATAN LUHUR IV/1 BENDAN NGISOR TELP. 316167-316142
SEMARANG.

=====
Nomor : B.2.01/ 673 /UKS.07/ XII /1992
Temp. : -
Jenis : PENELITIAN

Kepada : Yth. Bapak / Ibu/Sdr. Pimpinan
PG. MADUKISMO
di
YOGYAKARTA

Kami mohon dengan hormat bantuan Bapak/Ibu/Sdr untuk dapat memberikan ijin kepada mahasiswa yang namanya tersebut dibawah ini :

Nama : Emil Erminda

Fakultas : Psikologi

Nim : 87.468

untuk mengadakan penelitian di PG. Maukismo
Yogyakarta dalam

rangka Penyusunan skripsi tingkat sarjana dengan judul

PERBEDAAN MORAL KERJA ANTARA KARYAWAN ANGGOTA GIGHS

KENDALI MUTU DAN KARYAWAN BUKAN ANGGOTA G K M.

Atas bantuan serta kerjasama Bapak/Ibu/Sdr kami ucapkan terima kasih.



Semarang, 20 Des. 1992

K a n ,

H. Setono

B.S. M.L. Oetomo