



LAMPIRAN



LAMPIRAN A



Data Produktivitas Kerja

AGEN ASURANSI ALLIANZ
AGENCY DOVE
COMMUNITY Semarang

NO	NAMA	MASA KERJA
1.	Andre Nur Cahyadi	1 th 3 bln
2.	Atrin Kusrini	1 th 7 bln
3.	Chandra Budi	1 th 4 bln
4.	Dewi Yohana	1 th 6 bln
5.	Diana Assabela	1 th 8 bln
6.	Dimas Aditya	1 th 4 bln
7.	Dyah Indriani	1 th 6 bln
8.	Eko Setiawan	1 th 11 bln
9.	Feni Fajarwani	1 th 10 bln
10.	Fredyanto Aryawan	1 th 8 bln
11.	Gunawan Kuncoro	1 th 9 bln
12.	Hantoro Rudianto	1 th 11 bln
13.	Kresna Hadisurya	1 th 10 bln
14.	Lukman	1 th 5 bln
15.	Mira Christiani	1 th 7 bln
16.	Monic Aditya	1 th 1 bln
17.	Patrick Honggo	1 th 2 bln
18.	Peri Sayanto	1 th 7 bln
19.	Ronald Setio	1 th 11 bln
20.	Roy Ardian Prasetyo Tjokro	1 th 5 bln
21.	Silviana	1 th 2 bln
22.	Sonia Rusdi Lestari	1 th 9 bln
23.	Subekti	1 th 1 bln
24.	Terta Kusuma	1 th 4 bln
25.	Tria Chandrasari	1 th 1 bln
26.	Yan Pramoria	1 th 5 bln
27.	Yance Chan	1 th 3 bln

Semarang, 18 Desember 2005

Mengetahui :


Gunawan Kho
Manager Agency

**PRODUKTIVITAS KERJA AGEN ASURANSI
ALLIANZ AGENCY DOVE
Community Semarang
Periode Juni - November 2005**

No.	REALISASI UP NOMINAL (Rp)						JUMLAH
	Juni	Juli	Agustus	September	Oktober	November	
1	31,000,000	18,000,000	12,000,000	14,000,000	24,000,000	9,000,000	108,000,000
2	6,000,000	50,000,000	16,000,000	5,000,000	3,000,000	12,000,000	92,000,000
3	3,000,000	10,000,000	4,000,000	80,000,000	1,000,000	11,000,000	109,000,000
4	20,000,000	12,000,000	24,000,000	6,000,000	12,000,000	18,000,000	92,000,000
5	25,000,000	16,000,000	50,000,000	-	20,000,000	10,000,000	121,000,000
6	82,500,000	15,000,000	6,000,000	35,000,000	60,000,000	45,000,000	243,500,000
7	60,000,000	3,000,000	24,000,000	18,000,000	-	50,000,000	155,000,000
8	40,000,000	50,000,000	24,000,000	-	-	12,000,000	126,000,000
9	100,000,000	36,000,000	14,000,000	85,000,000	12,000,000	20,000,000	267,000,000
10	24,000,000	16,000,000	3,000,000	10,000,000	48,000,000	60,000,000	161,000,000
11	32,000,000	-	50,000,000	42,000,000	36,000,000	30,000,000	190,000,000
12	120,000,000	30,000,000	3,000,000	12,000,000	72,000,000	5,000,000	242,000,000
13	30,000,000	210,000,000	21,000,000	18,000,000	6,000,000	12,000,000	297,000,000
14	80,000,000	24,000,000	16,000,000	30,000,000	9,000,000	36,000,000	195,000,000
15	24,000,000	32,000,000	6,000,000	80,000,000	14,000,000	15,000,000	171,000,000
16	32,000,000	19,500,000	66,000,000	21,500,000	-	45,000,000	184,000,000
17	14,000,000	70,000,000	32,000,000	24,000,000	10,000,000	10,000,000	160,000,000
18	-	50,000,000	34,000,000	58,000,000	6,000,000	36,000,000	184,000,000
19	32,000,000	48,000,000	12,000,000	18,000,000	32,500,000	27,500,000	170,000,000
20	60,000,000	24,000,000	30,000,000	12,000,000	62,500,000	27,500,000	216,000,000
21	12,000,000	36,000,000	-	48,000,000	16,000,000	76,500,000	188,500,000
22	6,000,000	-	203,000,000	12,000,000	12,000,000	9,000,000	242,000,000
23	10,000,000	46,000,000	50,000,000	16,000,000	130,000,000	-	252,000,000
24	42,500,000	20,000,000	36,000,000	5,000,000	60,000,000	-	163,500,000
25	-	75,000,000	12,000,000	12,000,000	21,000,000	22,500,000	142,500,000
26	60,000,000	15,000,000	-	60,000,000	88,000,000	21,000,000	244,000,000
27	24,000,000	6,000,000	90,000,000	12,000,000	32,000,000	28,000,000	192,000,000

Semarang, 18-Desember 2005

Mengetahui :



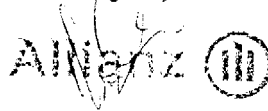
Gunawan Kho
Manager Agency

**PRODUKTIVITAS KERJA AGEN ASURANSI
ALLIANZ AGENCY DOVE
Community Semarang
Periode Juni - November 2005**

No.	REALISASI SP						JUMLAH
	Juni	Juli	Agustus	September	Oktober	November	
1	4	2	2	2	5	4	19
2	2	7	3	1	1	2	16
3	1	1	1	9	1	2	15
4	2	1	2	1	1	2	9
5	2	2	1	0	2	1	8
6	4	2	1	3	4	3	17
7	4	1	2	2	0	4	13
8	2	1	2	0	0	1	6
9	5	3	2	4	1	1	16
10	2	2	1	1	2	2	10
11	4	0	1	2	2	1	10
12	1	1	1	1	6	1	11
13	3	10	2	2	2	1	20
14	7	3	2	2	2	4	20
15	4	5	2	10	2	3	26
16	2	3	7	2	0	4	18
17	1	6	2	3	2	1	15
18	0	1	3	8	1	3	16
19	2	2	2	3	6	3	18
20	3	2	1	1	4	3	14
21	1	1	0	1	2	8	13
22	1	0	9	2	1	3	16
23	1	4	1	3	9	0	18
24	3	2	2	1	2	0	10
25	0	3	1	3	2	3	12
26	5	3	0	2	5	4	19
27	2	1	5	2	3	3	16

Semarang, 18 Desember 2005


Mengetahui :



Gunawan Kho
Manager Agency

PRODUKTIVITAS KERJA

No.	REALISASI UP NOMINAL (Rp)						JUMLAH	RATA-RATA
	Juni	Juli	Agustus	September	Oktober	November		
1	31,000,000	18,000,000	12,000,000	14,000,000	24,000,000	9,000,000	108,000,000	18,000,000
2	6,000,000	50,000,000	16,000,000	5,000,000	3,000,000	12,000,000	92,000,000	15,333,333
3	3,000,000	10,000,000	4,000,000	80,000,000	1,000,000	11,000,000	109,000,000	18,166,667
4	20,000,000	12,000,000	24,000,000	6,000,000	12,000,000	18,000,000	92,000,000	15,333,333
5	25,000,000	16,000,000	50,000,000	-	20,000,000	10,000,000	121,000,000	20,166,667
6	82,500,000	15,000,000	6,000,000	35,000,000	60,000,000	45,000,000	243,500,000	40,583,333
7	60,000,000	3,000,000	24,000,000	18,000,000	-	50,000,000	155,000,000	25,833,333
8	40,000,000	50,000,000	24,000,000	-	-	12,000,000	126,000,000	21,000,000
9	100,000,000	36,000,000	14,000,000	85,000,000	12,000,000	20,000,000	267,000,000	44,500,000
10	24,000,000	16,000,000	3,000,000	10,000,000	48,000,000	60,000,000	161,000,000	26,833,333
11	32,000,000	-	50,000,000	42,000,000	36,000,000	30,000,000	190,000,000	31,666,667
12	120,000,000	30,000,000	3,000,000	12,000,000	72,000,000	5,000,000	242,000,000	40,333,333
13	30,000,000	210,000,000	21,000,000	18,000,000	6,000,000	12,000,000	297,000,000	49,500,000
14	80,000,000	24,000,000	16,000,000	30,000,000	9,000,000	36,000,000	195,000,000	32,500,000
15	24,000,000	32,000,000	6,000,000	80,000,000	14,000,000	15,000,000	171,000,000	28,500,000
16	32,000,000	19,500,000	66,000,000	21,500,000	-	45,000,000	184,000,000	30,666,667
17	14,000,000	70,000,000	32,000,000	24,000,000	10,000,000	10,000,000	160,000,000	26,666,667
18	-	50,000,000	34,000,000	58,000,000	6,000,000	36,000,000	184,000,000	30,666,667
19	32,000,000	48,000,000	12,000,000	18,000,000	32,500,000	27,500,000	170,000,000	28,333,333
20	60,000,000	24,000,000	30,000,000	12,000,000	62,500,000	27,500,000	216,000,000	36,000,000
21	12,000,000	36,000,000	-	48,000,000	16,000,000	76,500,000	188,500,000	31,416,667
22	6,000,000	-	203,000,000	12,000,000	12,000,000	9,000,000	242,000,000	40,333,333
23	10,000,000	46,000,000	50,000,000	16,000,000	130,000,000	-	252,000,000	42,000,000
24	42,500,000	20,000,000	36,000,000	5,000,000	60,000,000	-	163,500,000	27,250,000
25	-	75,000,000	12,000,000	12,000,000	21,000,000	22,500,000	142,500,000	23,750,000
26	60,000,000	15,000,000	-	60,000,000	88,000,000	21,000,000	244,000,000	40,666,667
27	24,000,000	6,000,000	90,000,000	12,000,000	32,000,000	28,000,000	192,000,000	32,000,000



PRODUKTIVITAS KERJA

No.	REALISASI SP						JUMLAH	RATA-RATA	PRODUKTIVITAS
	Juni	Juli	Agustus	September	Oktober	November			
1	4	2	2	2	5	4	19	3.17	5,684,210.53
2	2	7	3	1	1	2	16	2.67	5,750,000.00
3	1	1	1	9	1	2	15	2.50	7,266,666.67
4	2	1	2	1	1	2	9	1.50	10,222,222.22
5	2	2	1	0	2	1	8	1.33	15,125,000.00
6	4	2	1	3	4	3	17	2.83	14,323,529.41
7	4	1	2	2	0	4	13	2.17	11,923,076.92
8	2	1	2	0	0	1	6	1.00	21,000,000.00
9	5	3	2	4	1	1	16	2.67	16,687,500.00
10	2	2	1	1	2	2	10	1.67	16,100,000.00
11	4	0	1	2	2	1	10	1.67	19,000,000.00
12	1	1	1	1	6	1	11	1.83	22,000,000.00
13	3	10	2	2	2	1	20	3.33	14,850,000.00
14	7	3	2	2	2	4	20	3.33	9,750,000.00
15	4	5	2	10	2	3	26	4.33	6,576,923.08
16	2	3	7	2	0	4	18	3.00	10,222,222.22
17	1	6	2	3	2	1	15	2.50	10,666,666.67
18	0	1	3	8	1	3	16	2.67	11,500,000.00
19	2	2	2	3	6	3	18	3.00	9,444,444.44
20	3	2	1	1	4	3	14	2.33	15,428,571.43
21	1	1	0	1	2	8	13	2.17	14,500,000.00
22	1	0	9	2	1	3	16	2.67	15,125,000.00
23	1	4	1	3	9	0	18	3.00	14,000,000.00
24	3	2	2	1	2	0	10	1.67	16,350,000.00
25	0	3	1	3	2	3	12	2.00	11,875,000.00
26	5	3	0	2	5	4	19	3.17	12,842,105.26
27	2	1	5	2	3	3	16	2.67	12,000,000.00



LAMPIRAN B

Hasil Tes Kreativitas Verbal

KREATIVITAS VERBAL

No.	SUB TES						JUMLAH
	I	II	III	IV	V	VI	
1	29	15	11	11	13	4	83
2	26	12	5	8	5	7	63
3	21	7	8	5	8	1	50
4	22	15	8	9	6	6	66
5	24	16	7	9	8	7	71
6	33	32	12	14	15	12	118
7	28	19	8	21	19	22	117
8	21	15	6	7	8	6	63
9	24	14	12	20	13	15	98
10	31	26	15	23	12	15	122
11	35	22	7	10	19	10	103
12	30	13	11	10	20	16	100
13	37	27	11	15	13	15	118
14	24	16	7	9	8	7	71
15	13	7	6	12	11	17	66
16	23	14	7	15	10	10	79
17	26	32	6	9	11	1	85
18	26	32	6	9	11	4	88
19	13	7	6	12	11	17	66
20	38	20	6	14	18	9	105
21	23	15	10	25	25	23	121
22	26	24	12	12	21	15	110
23	41	21	12	12	21	15	122
24	26	26	14	13	18	7	104
25	39	5	9	13	15	8	89
26	34	11	10	11	17	10	93
27	27	7	9	9	14	24	90



No.	KREATIVITAS	PRODUKTIVITAS
1	83	5,684,210.53
2	63	5,750,000.00
3	50	7,266,666.67
4	66	10,222,222.22
5	71	15,125,000.00
6	118	14,323,529.41
7	117	11,923,076.92
8	63	21,000,000.00
9	98	16,687,500.00
10	122	16,100,000.00
11	103	19,000,000.00
12	100	22,000,000.00
13	118	14,850,000.00
14	71	9,750,000.00
15	66	6,576,923.08
16	79	10,222,222.22
17	85	10,666,666.67
18	88	11,500,000.00
19	66	9,444,444.44
20	105	15,428,571.43
21	121	14,500,000.00
22	110	15,125,000.00
23	122	14,000,000.00
24	104	16,350,000.00
25	89	11,875,000.00
26	93	12,842,105.26
27	90	12,000,000.00



The logo of Universitas Katolik Soegijapranata is a yellow shield with a scalloped border. Inside the shield, there is a stylized figure of a person with arms raised, holding a book. The text "UNIVERSITAS KATOLIK SOEGIJAPRANATA" is written around the inner edge of the shield.

LAMPIRAN C

Uji Asumsi

- C-1 UJI NORMALITAS
- C-2 UJI LINIERITAS

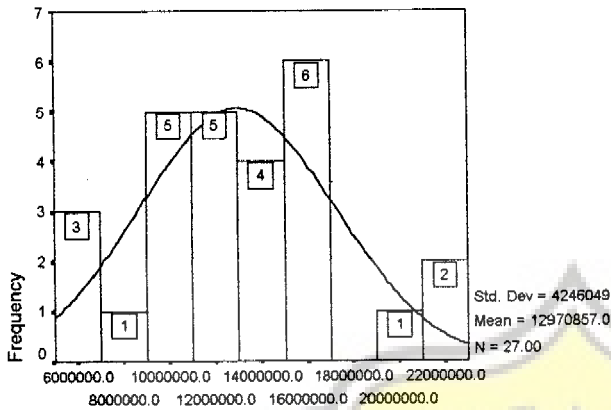


LAMPIRAN C-1

Uji Asumsi
UJI NORMALITAS

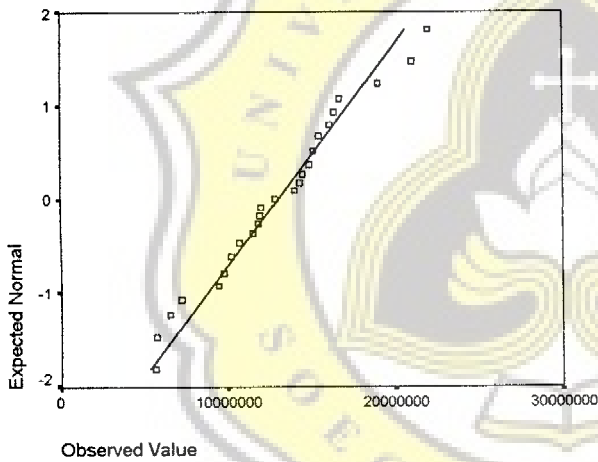
Produktivitas Kerja

Histogram



Produktivitas Kerja

Normal Q-Q Plot of Produktivitas Kerja



NPar Tests

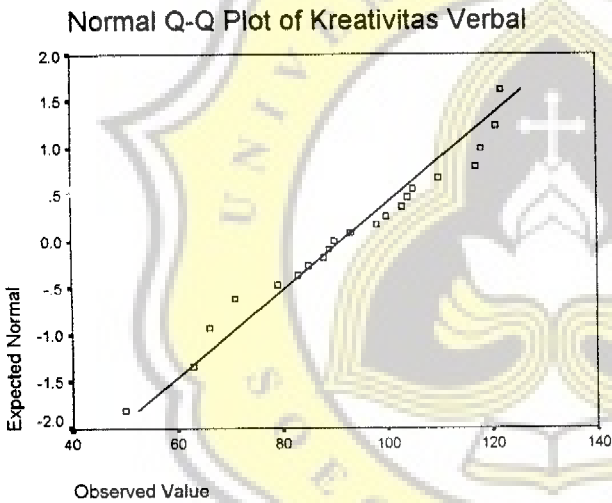
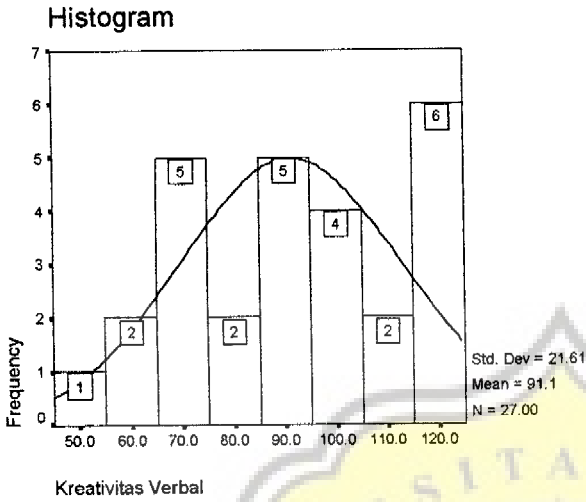
One-Sample Kolmogorov-Smirnov Test

		Produktivitas Kerja
N		27
Normal Parameters ^{a,b}	Mean	12970857.00
	Std. Deviation	4246049.5000
Most Extreme Differences	Absolute	.080
	Positive	.080
	Negative	-.077
Kolmogorov-Smirnov Z		.414
Asymp. Sig. (2-tailed)		.996

a. Test distribution is Normal.

b. Calculated from data.

Kreativitas Verbal



NPar Tests

One-Sample Kolmogorov-Smirnov Test

		Kreativitas Verbal
N		27
Normal Parameters ^{a,b}	Mean	91.15
	Std. Deviation	21.61
Most Extreme Differences	Absolute	.121
	Positive	.121
	Negative	-.106
Kolmogorov-Smirnov Z		.627
Asymp. Sig. (2-tailed)		.826

a. Test distribution is Normal.

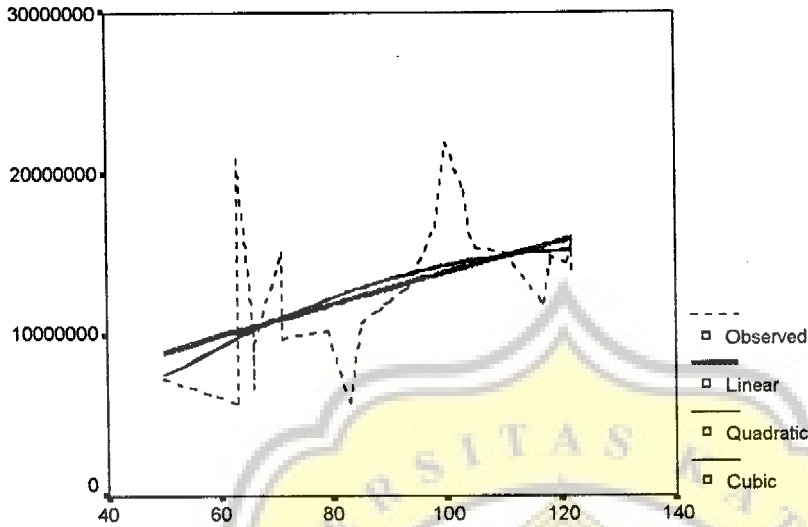
b. Calculated from data.

The logo of Universitas Katolik Soegijapranata is a yellow shield with a scalloped border. Inside the shield, there is a central emblem featuring a cross above a stylized figure, possibly a dove or a similar religious symbol, with an open book at the base. The text "UNIVERSITAS KATOLIK" is written along the top inner edge of the shield, and "SOEGIJAPRANATA" is written along the bottom inner edge.

LAMPIRAN C-2

Uji Asumsi
UJI LINIERITAS

Produktivitas Kerja



Kreativitas Verbal

Independent: KV

Dependent	Mth	Rsq	d.f.	F	Sigf	b0	b1	b2	b3
PK	LIN	.251	25	8.38	.008	3996657	98457.3		
PK	QUA	.265	24	4.34	.025	-5.E+06	318997	-1223.9	
9 PK	CUB	.269	24	4.41	.023	-3.E+06	227719		-5.1348

Notes:

9 Tolerance limits reached; some dependent variables were not entered.

LAMPIRAN D

Hasil Uji Hipotesis



Correlations

Correlations

		Kreativitas Verbal	Produktivitas Kerja
Kreativitas Verbal	Pearson Correlation	1.000	.501**
	Sig. (1-tailed)	.	.004
	N	27	27
Produktivitas Kerja	Pearson Correlation	.501**	1.000
	Sig. (1-tailed)	.004	.
	N	27	27

** . Correlation is significant at the 0.01 level (1-tailed).

Descriptive Statistics

	N	Minimum	Maximum	Mean	Std. Deviation
Produktivitas Kerja	27	5684210.53	22000000.00	12970857.0	4246049.3196
Kreativitas Verbal	27	50	122	91.15	21.61
Valid N (listwise)	27				