

**15<sup>th</sup> National Student Conference on  
Food Science and Technology  
Integrating Innovative Food Product  
Development and Consumer  
Preferences through Sensory  
Evaluation**

**ISBN 978-602-6865-06-9**

The Committees of 15<sup>th</sup> National Student Conference  
On Food Science and Technology

Penerbit :  
**Universitas Katolik Soegijapranata**

# **15<sup>th</sup> National Student Conference on Food Science and Technology Integrating Innovative Food Product Development and Consumer Preferences through Sensory Evaluation**

© Universitas Katolik Soegijapranata, 2015

The Committees of 15<sup>th</sup> National Student Conference  
On Food Science and Technology

Editors :

Ivone E. Fernandez

Victoria Kristina Ananingsih

R. Probo Y. Nugrahedhi

Ong, Cindy Corazon C

Publisher :

**Universitas Katolik Soegijapranata**

Jalan Pawiyatan Luhur IV/1, Bendan Duwur, Semarang 50234 - Indonesia

Telepon : +62-24-8441555(Hunting)

Fax : +62-24-8445625

Email : [penerbitan@unika.ac.id](mailto:penerbitan@unika.ac.id)

Tahun : 2015

## TABLE OF CONTENTS

<b>TABLE OF CONTENTS</b> .....	<b>i</b>
<b>PREFACE</b> .....	<b>iii</b>
<b>RULES OF CONFERENCE</b> .....	<b>iv</b>
<b>LIST OF PRESENTATION</b> .....	<b>v</b>
 <b>PARALLEL SESSION</b>	
<b>Food Product Development</b> .....	<b>2</b>
<i>Infusion Indonesian Traditional Food (Dendeng Balado) Into Puff Pastry Product</i> .....	<b>3</b>
<i>Guar Gum Effect as Fat Replacer on Sensory Characteristics of Broccoli Brownies</i> .....	<b>17</b>
<i>Cookies Characteristics by Using of Dehulled and Undehulled Mungbean Flour</i> .....	<b>26</b>
<i>The Application of Crude Palm Oil as A Replacement for White Margarine in Making Sourdough Bread</i> .....	<b>36</b>
<i>The Study of Herb Liguers Production</i> .....	<b>47</b>
<i>A Healthy Meatball : Application of Carageenan Toward Albumin Meatball and Arrowroot Flour Toward Breadfruit Based Meatball</i> .....	<b>54</b>
<b>Food Processing and Engineering</b> .....	<b>61</b>
<i>The Stability of Betalains In Red Beet (Beta vulgaris L.) As A Natural Food Colorant During Steaming Of Glutinous Rice Flour Batter</i> .....	<b>62</b>
<i>Utilization Cocoa Pod Husk Powder for Bread</i> .....	<b>69</b>
<i>Calcium From Shrimp Shell : The Effect of HCl Solubilization Condition</i> .....	<b>78</b>
<i>The Growth Model of Bacillus Cereus in Cooked Rice</i> .....	<b>86</b>
<i>Utilization of Kersen (Muntingia Calabura L.) Leaves As Functional Drink</i> ..	<b>97</b>
<i>Effect of Chromanone Deamine Level on Fresh and Frozen Chicken Broiler Meat Quality</i>	<b>109</b>
<b>Food Safety and Quality</b> .....	<b>115</b>
<i>Effect of Rare Sugar D-psicose on Peroxidase Activity Derived from Tomato Leaf</i> .....	<b>116</b>
<i>Fatty Acid Composition Analysis of Coconut Meat From Different Cultivation Areas by Using Gas Liquid Chromatography Technique</i> .....	<b>121</b>

15<sup>th</sup>National Student Conference

“Integrating Innovative Food Product Development and Consumer Preferences through Sensory Evaluation” Department of Food Technology, Soegijapranata Catholic University Semarang Tuesday, September 1<sup>st</sup> 2015

Page i

# THE STABILITY OF BETALAINS IN RED BEET (*Beta vulgaris* L.) AS A NATURAL FOOD COLORANT DURING STEAMING OF GLUTINOUS RICE FLOUR BATTER

Metta Meliani<sup>1)</sup>, Chaterine Meilani Surono<sup>1)</sup>, Nies Mayangsari<sup>1)</sup>, Victoria Kristina Ananingsih<sup>2)</sup>, and Alberta Rika Pratiwi<sup>2)</sup>

<sup>1)</sup> Students; Food Technology Department; Faculty of Agricultural, Soegijapranata Catholic University, Semarang

<sup>2)</sup> Lecturer; Food Technology Department; Faculty of Agricultural, Soegijapranata Catholic University, Semarang

[mettameliani05@gmail.com](mailto:mettameliani05@gmail.com)

## ABSTRACT

Red beet (*Beta vulgaris* L.) powder can be added to food as a natural food colorant that gives purplish red color. Betalains are pigment contained in red beet that responsible for purplish red color. It also has high antioxidant activity which gives health benefits. Red beet powder is added to glutinous rice flour batter for enhancing the color appearance. One kind of glutinous rice flour heat processing is by steaming, which can affect the stability of betalains pigment in red beet powder. Change of betalains content contribute to the change of color intensity and antioxidant activity, so the aim of this research is to know the effect of steaming process and red beet powder addition on the betalains content, antioxidant activity and color intensity of glutinous rice flour batter. In this research, the amount of red beet powder added to glutinous rice flour batter are 0%, 10%, and 20% based on glutinous rice flour weight. The batter were steamed for 15 minutes. Before and after steaming process, betalains (betacyanins and betaxanthins) content and antioxidant activity of batter were analyzed. While, the color intensity of batter was measured at 0', 3', 6', 9', 12', and 15'. In this research, the addition of red beet powder significantly increase betalains content and a\* value of sample. Sample with concentration of 20% red beet powder before steaming had the highest betacyanins and betaxanthins (33.15±2.07 mg/L and 16.84±3.30 mg/L), antioxidant activity (6,24±0,90%) and highest a\* value which was 22.73±3.72. Betacyanins and betaxanthins content as well as antioxidant activity significantly decreased after steaming. The a\* value of batter decreased as long as steaming process.

**Keywords:** *red beet, betalains, color, antioxidant, glutinous rice flour*

## INTRODUCTION

People begins to have concern about the risk of using synthetic colorants, so the needs of natural colorants being increasing. Red beet is one of the natural colorant that has functional value. The color comes from betalains pigment that contribute to give red-purple color. Betalains content in red beet are around 1000mg/100g of total solids or 120mg/100g of wet basis (Nemzer *et al.*, 2011). Betalains are synthesized into two structural groups, i.e. the red-violet betacyanins and the yellow-orange betaxanthins (Azeredo, 2009a). Furthermore from Agrawal (2013), betacyanins content in red beet was higher more than betaxanthin that amount about 0.04-0.21% and betaxanthins amount about 0.02-0.14% and depends on the type of it roots. Beside of the colorant properties of red beet, it has functional value as antioxidant source that can reduce the risk of chronic diseases such as cancer and tumor (Ravichandran *et al.*, 2013).

As natural colorant, red beet can be applied in the form of powder on many kinds bakery product for improving the appearance. Red beet powder has advantage when compare to liquid form because their higher stability (Nemzer *et al.*, 2011). Red beet powder that be produced by freeze or spray drying have contains 0,3%-1% of pigment (Azeredo, 2009a). Glutinous rice flour is one of the basic ingredients for bakery products that having stickiness when its processing and also having the white color and turbid (Codex, 1995). However, during heating process (steaming process) the glutinous rice flour had physicochemical changes.

Heating process also can affect the changes of betalains content that contribute to the change of color intensity and antioxidant activity (Ravichandran *et al.*, 2013). So the aim of this research is to know the effect of steaming process on the betalains content, antioxidant activity and color intensity of glutinous rice flour batter.

## MATERIALS AND METHODS

### Material

Red beet powder was made from red beet roots (*Beta vulgaris* L.) which were obtained from local farmer in Kopeng, aquades, ascorbic acid, maltodextrin DE 10. Glutinous rice flour batter was made from glutinous rice flour (Rose Brand), water, and red beet powder. DPPH (2,2-diphenyl-1-picrylhydrazyl) and methanol was used for antioxidant activity analysis, while betalains content analysis used ethanol 50%.

### Methods

#### Red beet powder preparation

Red beet roots were washed, peeled, and sliced into small pieces. For extraction of red beet was done by juicer. Red beet extract was added aquades (half-part), then filtered through filter cloths. The pH of solution was set at 5 by addition of ascorbic acid (Cai and Corke, 2000). Maltodextrin DE 10 was used as microencapsulation agents. 60% of maltodextrin were added to red beet extract and homogenized using mixer. Spray drying process was done using spray dryer with 150°C inlet and 90°C outlet temperature. Red beet powder which was obtained was filtered.

#### Glutinous rice flour batter preparation

Sample was prepared by mixing of glutinous rice flour, water, and red beet powder. Additional of red beet powder was variegated to 0%, 10% and 20% of powder based of flour weight. Material mixing was done by mixer at first speed level for 25 seconds. 30 gram of batter were put on container 9 x 4 cm and steamed for 15 minutes until gelatinized.

### Physicochemical Analysis

#### Betalain Content Analysis (Ravichandran *et al.*, 2013)

##### Extraction of Betalains

0,1 g of freeze dried sample were dissolved in 10 ml of 50% ethanol and agitated for 10 second, then centrifuged at 6000 rpm for 10 minutes. The supernatant was collected after centrifugation and the same was repeated for 2 more times to get better extracted betalains.

##### Determination of Betalains Compound with Spectrophotometric Analysis

The betacyanins and betaxanthins content in extracted betalains were determined spectrophotometrically at 538 nm and 480 nm by using UV-Vis spectrophotometer. The betalain content (BC) was calculated as :

$$BC = [(A \times DF \times MW \times 1000) / (e \times l)]$$

The A is absorption, DF the dilution factor and l the path length (1 cm) of the cuvette. For betacyanins and betaxanthins, the molecular weights (MW) and molar extinction coefficients (e) were applied. (MW betacyanins= 550 g/mol; e=60,000 L/mol cm in H<sub>2</sub>O) and (MW betaxanthins= 308 g/mol; e=48,000 L/mol cm in H<sub>2</sub>O).

#### Antioxidant Activity Analysis (Brand-William *et al.*, 1995)

0.5 g of freeze dried sample was extracted in 5 ml methanol for 2 hours in dark room. 0.1 ml of extract react with 3.9 ml of DPPH solution (2,2-diphenyl-1-picrylhydrazyl)  $6 \times 10^{-5}$  mol/L (2.9 mg DPPH in 100 ml methanol) for 30 minutes. The antioxidant activity analysis used spectrophotometer at 515 nm. The DPPH solution with no added extract was analyzed as At=0.

The calculation of antioxidant activity is determined in %inhibition:

$$\% \text{ inhibition} = \left[ 1 - \left( \frac{A_{t=30}}{A_{t=0}} \right) \right] \times 100$$

#### Color Intensity Analysis (Lebesi & Constantina, 2009).

Color intensity was measured by Chromameter. The chromameter was calibrated before used. The sample was put in a transparent plastic and shot by chromameter. The result will be shown as L\* (lightness) for showing brightness, a\* (redness) for showing red or green color, and b\* (yellowness) for showing yellow or blue color.

#### Data Analysis

The obtained data from the analysis was analyzed using Statistical Package for The Social Science (SPSS) for Windows version 16.0 with 95% level of confidence. The analysis type that was used was One Way Anova with Duncan method.

## RESULT AND DISCUSSION

### Betalains content analysis

According to Vargas *et al.* (2000), betalains are limited and found in

*Caryophyllales*, for example red beet root. Betalains are water soluble pigment that can be analyzed by UV-visible spectroscopy. Betacyanins absorb the light at 540 nm wavelength, whereas the betaxanthins at 480 nm wavelength (Azeredo, 2009). The spectrophotometry method were used in this research. Based on the research, red beet powder addition contributes the betacyanins and betaxanthins significantly in sample. Betacyanins and betaxanthins in sample increases as higher concentration of red beet powder added. Sample that added by 20% red beet powder contain the highest betacyanins ( $33,15 \pm 2,07$  mg/L) and betaxanthins ( $16,84 \pm 3,30$  mg/L) before steaming process. It is caused by the addition of red beet powder, therefore the betalains content increased.

Betalains content in each sample significantly decreased after steaming process of 0%, 10% and 20% red beet powder concentration. According to Stinzing & Carle (2004), temperature is the most affecting factor that decomposed betalains compared to pH, water activity, oxygen, light exposure, metal and enzyme activity. Higher temperature of steaming would decreases the betalains in sample (Ravichandran et al., 2013). Reduction of betalains content in sample after heating was caused of betanins degradation from betacyanins group through isomerisation process and decarboxilation or cleavage because of heat and indicaxanthin from betaxanthins group isomerisation (Stinzing et al., 2007).

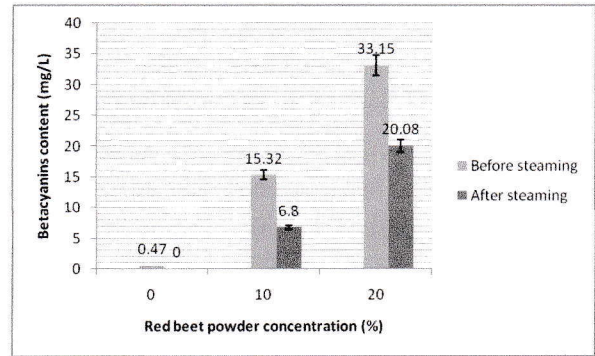


Figure 1. Betacyanins changes affected by the difference addition of red beet powder and steaming period

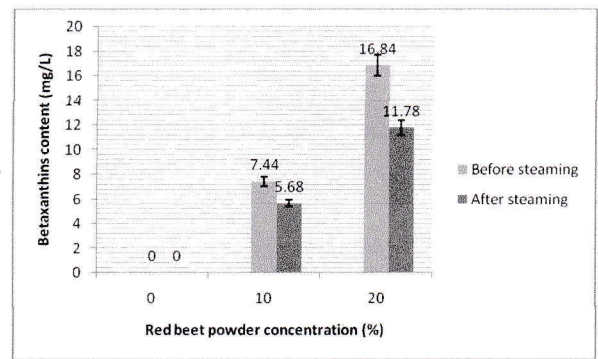


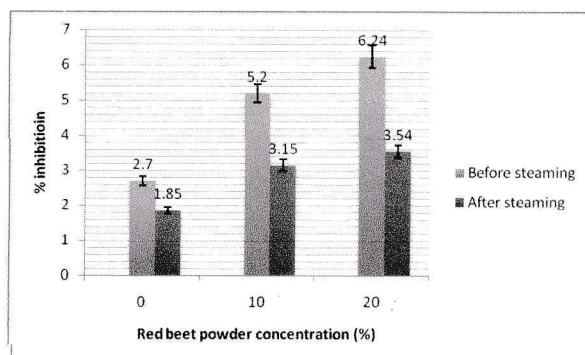
Figure 2. Betaxanthins content in glutinous rice flour batter with addition of red beet powder variation before and after steaming

#### Antioxidant activity

Betalains pigment contained in red beet root has major contribution on antioxidant activity of red beet (Nemzer, et al., 2011). Different addition of red beet powder affects on antioxidant activity of glutinous rice flour batter. This research showed that the addition of red beet result in high antioxidant activity. In figure 3, there was increasing on antioxidant activity of sample as increasing of red beet concentration on the same heat treatment. It is caused by the present of hydroxyl group on betacyanins structure. The hydroxyl group acts as hydrogen donor of betanin (Azeredo, 2009a). The addition of red beet powder in sample result in

increasing of betacyanins content, therefore antioxidant activity was higher.

Figure 3 shows there are decreasing on antioxidant activity of sample after heat treatment by steaming. Steaming process of batter decreases antioxidant activity up to 43.27%. It is significantly lower than antioxidant activity of sample before steaming. Heat is one of factors that affect stability of betalains. Heating process causes decreasing of betalains content by degradation process. Decreasing of betalains contribute to decreasing of antioxidant activity (Ravichandran *et al.*, 2013).

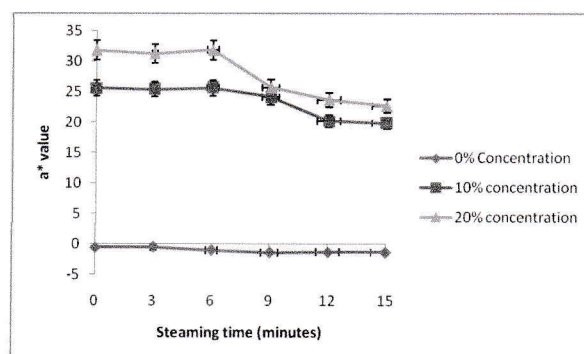


**Figure 3. Antioxidant activity of glutinous rice flour batter with different concentration of red beet powder before and after steaming process**

#### Color intensity of glutinous rice flour batter

Red color of sample was determined by a\* value of chromametry test result. Figure 4 show there were different of a\* value sample with different concentration of red beet powder. Addition of red beet powder increases the red color of sample significantly. The highest concentration of red beet powder has the highest a\* value was  $22.73 \pm 3.72$  after 15 minutes of steaming process. The red color was affected by the present of betacyanins in

red beet. Betacyanins are group of betalains that contained in red beet. Betacyanins content of peeled raw red beet was 84.26 mg/L (Azeredo, 2009b). The addition of red beet powder increases a\* value of sample. It is caused by increase presence of betacyanins. It is proved by the strong linear correlation of betacyanins and a\* (Table. 1).



**Figure 4. A\* value of glutinous rice flour batter with different concentration of red beet powder during steaming process**

**Table 1. Correlation of a\* value and betacyanins content of glutinous rice**

Correlated factors	Correlation coefficient	Sign
a* value vs. Betacyanins content	0.871**	0.000

#### flour batter

\*\*show significance interaction at 0.01 level (99%)

Red color of glutinous rice flour batter with addition of red beet powder decrease as long as steaming process (Fig 4). Heat process such as steaming, effects the stability of betalains pigment. High temperature process degraded the betalains pigment, as well as the red color (Ravichandran *et al.*, 2013). Betacyanins



degraded by isomerisation, decarboxylation, or cleavage mechanism. Degradation of betalains results in degradation of red color and appearance of light brown color as formation of neobetanin (Azeredo, 2009a). Therefore, the longest the steaming time, a\* color decrease and form dark color. In figure 5, there was decrease on lightness sample during steaming process.

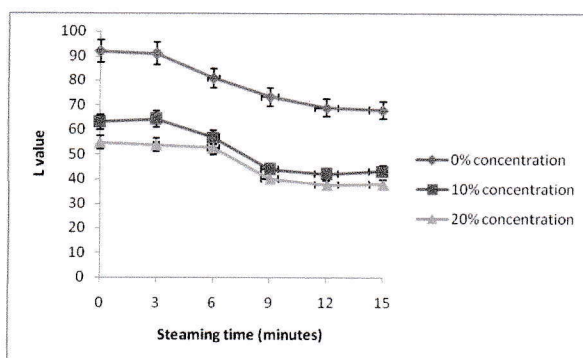


Figure 5. L value of glutinous rice flour batter during steaming process

## CONCLUSION

Steaming process of glutinous rice flour batter with addition of red beet powder decrease in a\* value (red color intensity), antioxidant activity, and betalains content. Glutinous rice flour batter with addition of 20% red beet powder had the highest betalains content, antioxidant activity, and a\* value.

## ACKNOWLEDGMENT

The author is very grateful to Research Team a.n. Dr.V. Kristina Ananingsih funded by Hibah Bersaing DIKTI No. SK : 052/K6/KL/SP/PENELITIAN/2014.

## DAFTAR PUSTAKA

Agrawal, A. (2013). Scope of Betalains As A Food Colorant. *International*

*journal of advanced scientific and technical research* Vol 3(3).

Azeredo, H.M.C. (2009a). Betalains: properties, sources, applications, and stability. A review: *International Journal of Food Science and Technology* 2009, 44, 2365–2376.

Azeredo, H.M.C.; A.C. Pereira, A.C.R. de Souza, S.T. Gouveia & K.C.B. Mendes.(2009b). Study on efficiency of betacyanin extraction from red beetroots.*International Journal of Food Science and Technology* 2009, 44, 2464–2469.

Brand-Williams, W., Cuvelier, M. E. And Berset, C. (1995). Use of a free radical method to evaluate antioxidant activity. *Food Science and Technology*, 28, 25–30.

Cai, Y. Z. & H. Corke. (2000). Production and Properties of Spray-Dried Amaranthus Betacyanin Pigments. *Journal of Food Science* Vol.65 No.6. USA.

Codex Alimentarius Commission. (1995). Codex Standard For Rice. CODEX STAN 198-1995.

Delgado-Vargas, F.; A. R. Jiménez, and O. Paredes-López. (2000). Natural Pigments: Carotenoids, Anthocyanins, and Betalains — Characteristics, Biosynthesis, Processing, and Stability. *Critical Reviews in Food Science and Nutrition*, 40(3):173–289.

Lebesi, D.M. and C. Tzia. (2009). Effect of the Addition of Different Dietary Fiber and Edible Cereal Bran Source on the Baking and Sensory Characteristic of Cupcakes. *Journal Food Bioprocess Technology*.

Nemzer, B., Z. Pietrzykowski, A. Sporna, P. Stalica, W. Thresher, T.

LEMBAR  
HASIL PENILAIAN SEJAWAT SEBIDANG ATAU *PEER REVIEW*  
KARYA ILMIAH : PROSIDING (Dipresentasikan secara oral)

Judul Karya Ilmiah (paper) : EFFECT OF CHROMANONE DEAMINE DOSAGES ON THE QUALITY OF OSMOMEAT PRODUCTS IN TERMS OF PHYSICOCHEMICAL CHARACTERISTICS

Nama Penulis : Mulyanto Onggo Wibowo , Sumardi , & Alberta Rika Pratiwi

Jumlah Penulis : 3 orang

Status Pengusul : ~~penulis pertama~~/penulis ke 3/~~penulis korespondensi~~\*

Identitas Prosiding : a. Judul Prosiding : 15<sup>th</sup> National Student Conference "Integrating Innovative Food Product Development and Consumer Preferences through Sensory Evaluation"

b. ISSN/ISBN : 978-602-6865-06-9

c. Tahun Terbit : 2015

d. Penyelenggara/Waktu/Tempat Seminar: Fakultas Teknologi Pangan-UNIKA Soegijapranata/1 September 2015/UNIKA Soegijapranata Semarang

e. Penerbit/organiser : Universitas Katolik Soegijapranata

f. Terindeks di (jika ada) : -

Kategori Publikasi Makalah (beri v pada kategori yang tepat)

- Prosiding Forum Ilmiah Internasional terindeks Scimagojr dan Scopus
- Prosiding Forum Ilmiah Internasional Scopus, IEEE Explore, SPIE
- Prosiding Forum Ilmiah Internasional
- Prosiding Forum Ilmiah Nasional

Hasil Penilaian *Peer Review* :


Komponen yang dinilai	Nilai Maksimal Prosiding				Nilai Akhir yang Diperoleh
	Internasional terindeks Scimagojr dan Scopus	Internasional Scopus, IEEE Explore, SPIE	Internasional	Nasional	
a. Kelengkapan unsur isi paper (10%)			1,5		0,5
b. Ruang lingkup dan kedalaman pembahasan (30%)			4,5		0,7
c. Kecukupan dan kemutakhiran data /informasi dan metodologi (30%)			4,5		0,7
d. Kelengkapan unsur dan kualitas terbitan/prosiding (30%)			4,5		0,7
Total = 100%			15		2,4
Nilai Pengusul					

Catatan penilaian artikel oleh Reviewer 1 :

1. Kelengkapan dan kesesuaian unsur : sesuai IMRAD
2. Ruang lingkup dan kedalaman : Cukup
3. Kecukupan dan kemutakhiran data serta metodologi : memadai
4. Kelengkapan unsur kualitas penerbit : Prosiding tidak ber-ISBN
5. Indikasi Plagiasi : - (Tidak ada)
6. Kesesuaian Bidang Ilmu : sesuai

28 Februari 2022

Reviewer 1,



(Prof. Dr. Ir. Y Budi Widianarko, Msc)

Nama : Prof. Dr. Ir. Y Budi Widianarko, Msc  
NIP/NIDN : 058.1.1994.157 / 0623116201  
Unit Kerja : Fakultas Teknologi Pertanian  
Jabatan Fungsional : Guru Besar  
Bidang Ilmu : Toksikologi dan Keamanan Pangan

\*Coret yang tidak perlu

**Prosentase Angka Kredit Penulis untuk :**

**- jurnal dan prosiding :**

1. Penulis Pertama sekaligus korespondensi = 60%
2. Terdiri dari : Penulis pertama; Korespondensi; Pendamping = : 40% ; 40%; 20%
3. Terdiri dari : Penulis pertama; korespondensi = 50% ; 50%

**- Karya ilmiah lain :** Penulis pertama; Pendamping= 60%;40%

LEMBAR  
HASIL PENILAIAN SEJAWAT SEBIDANG ATAU PEER REVIEW  
KARYA ILMIAH : PROSIDING (Dipresentasikan secara oral)

Judul Karya Ilmiah (paper) : EFFECT OF CHROMANONE DEAMINE DOSAGES ON THE QUALITY OF OSMOMEAT PRODUCTS IN TERMS OF PHYSICOCHEMICAL CHARACTERISTICS

Nama Penulis : Mulyanto Onggo Wibowo , Sumardi , & Alberta Rika Pratiwi

Jumlah Penulis : 3 orang

Status Pengusul : ~~penulis pertama/penulis ke 3/penulis korespondensi\*~~

Identitas Prosiding : a. Judul Prosiding : 15<sup>th</sup> National Student Conference "Integrating Innovative Food Product Development and Consumer Preferences through Sensory Evaluation"

b. ISSN/ISBN : 978-602-6865-06-9

c. Tahun Terbit : 2015

d. Penyelenggara/Waktu/Tempat Seminar: Fakultas Teknologi Pangan-UNIKA Soegijapranata/1 September 2015/UNIKA Soegijapranata Semarang

e. Penerbit/organiser : Universitas Katolik Soegijapranata

f. Terindeks di (jika ada) : -

Kategori Publikasi Makalah (beri v pada kategori yang tepat)

- Prosiding Forum Ilmiah Internasional terindeks Scimagojr dan Scopus
- Prosiding Forum Ilmiah Internasional Scopus, IEEE Explore, SPIE
- Prosiding Forum Ilmiah Internasional
- Prosiding Forum Ilmiah Nasional

Hasil Penilaian Peer Review :

Komponen yang dinilai	Nilai Maksimal Prosiding				Nilai Akhir yang Diperoleh
	Internasional terindeks Scimagojr dan Scopus	Internasional Scopus, IEEE Explore, SPIE	Internasional	Nasional	
a. Kelengkapan unsur isi paper (10%)			1,5	1	0,8
b. Ruang lingkup dan kedalaman pembahasan (30%)			4,5	3	2,8
c. Kecukupan dan kemutakhiran data /informasi dan metodologi (30%)			4,5	3	2,8
d. Kelengkapan unsur dan kualitas terbitan/prosiding (30%)			4,5	3	2,8
Total = 100%			15	10	9,2
Nilai Pengusul $(9,2 \times 40\%) / 2$					1,84
Nilai rata-rata Reviewer 1 dan 2					

Catatan penilaian artikel oleh Reviewer 2 :

- Kelengkapan dan kesesuaian unsur : *Korid sesuai dengan korid AIMRDC, judul dan isi sesuai*
- Ruang lingkup dan kedalaman : *R. lingkup lingkup pangan dgn analisis yg baik dan ke metodologis*
- Kecukupan dan kemutakhiran data serta metodologi : *Pada cukup, referensi sesuai bidangnya, ref. mutakhir*
- Kelengkapan unsur kualitas penerbit : *Intisari Pust. Tiuppi (Unika); ISBN; p. 130-134.*
- Indikasi Plagiasi : *Tidak terindikasi plagiasi (kesamaan: 7%)*
- Kesesuaian Bidang Ilmu : *Artikel sesuai bidang ilmu penulis*

Februari 2022

Reviewer 2,



(Prof. Dr. Ir. V. Priyo Bintoro, M.Agr)

Nama : Prof. Dr. Ir. V. Priyo Bintoro, M.Agr  
NIP/NIDN : 195402131980121001 / 0013025402  
Unit Kerja : Fakultas Peternakan dan Pertanian  
Jabatan Fungsional : Guru Besar  
Bidang Ilmu : Kimia Analisis Pangan

\*Coret yang tidak perlu

**Prosentase Angka Kredit Penulis untuk :**

**- jurnal dan prosiding :**

1. Penulis Pertama sekaligus korespondensi = 60%
2. Terdiri dari : Penulis pertama; Korespondensi; Pendamping = : 40% ; 40%; 20%
3. Terdiri dari : Penulis pertama; korespondensi = 50% ; 50%

**- Karya ilmiah lain : Penulis pertama; Pendamping= 60%;40%**

Alberta Pratiwi

# EFFECT OF CHROMANONE DEAMINE DOSAGES ON THE QUALI...

## Sources Overview

7%

OVERALL SIMILARITY

1	docplayer.info INTERNET	6%
2	Nicetin, Milica. "Effects of Osmotic Dehydration on Improving Sustainability, Nutritive and Antioxidative Properties of Celery Leaves an..." PUBLICATION	<1%
3	repository.unika.ac.id INTERNET	<1%
4	Sriwijaya University on 2021-08-10 SUBMITTED WORKS	<1%

### Excluded search repositories:

None

### Excluded from document:

Bibliography

Quotes

Citations

Small Matches (less than 8 words)

### Excluded sources:

None