


LAMPIRAN



The logo of Universitas Katolik Soegijapranata is a large, faint watermark in the background. It features a yellow shield with a white border. Inside the shield, there is a white cross at the top, a white lotus flower in the center, and a white open book at the bottom. The text "UNIVERSITAS KATOLIK" is written in yellow along the top curve of the shield, and "SOEGIJAPRANATA" is written in yellow along the bottom curve.

**LAMPIRAN A SKALA PENELITIAN**

**A.1 Skala Kesejahteraan Subjektif**

**A.2 Skala Keterhubungan Sosial**

## A.1 Skala Kesejahteraan Subjektif

### Skala Penelitian

Halo, perkenalkan saya Jessica Vina mahasiswi Fakultas Psikologi Universitas Katolik Soegijapranata angkatan 2019. Saat ini saya sedang melaksanakan penelitian untuk memenuhi syarat kelulusan S1. Berkaitan dengan hal tersebut, saya mohon kesediaan teman-teman untuk meluangkan waktu untuk mengisi skala ini.

Kriteria responden dalam penelitian ini, yaitu:

1. Mahasiswa aktif program S1 Unika Soegijapranata
2. Berasal dari luar Kabupaten/Kota Semarang
3. Tinggal sendiri/kos

Teman-teman diharapkan mengisi dengan jujur, sesuai kondisi yang sedang dirasakan/dialami, karena tidak ada jawaban salah atau benar dalam skala penelitian ini. Jawaban, identitas, serta data teman-teman dijamin kerahasiaannya. Saya berharap teman-teman dapat mengisi skala penelitian ini hingga selesai.

Jika terdapat pertanyaan terkait penelitian ini, dapat menghubungi saya melalui email: [19e10015@student.unika.ac.id](mailto:19e10015@student.unika.ac.id)

terima kasih atas kesediaan dan partisipasi teman-teman dalam penelitian ini. Bantuan teman-teman sangat berarti dan bermanfaat untuk saya.

Salam,  
Jessica Vina

No	Aspek	Item	Sangat Tidak Sesuai	Tidak Sesuai	Ragu-Ragu	Sesuai	Sangat Sesuai
1	Kepuasan terhadap kehidupan dimasa depan	Dalam banyak hal, saya merasa bahwa kehidupan saya telah mencapai apa yang saya anggap ideal					
2	Kepuasan terhadap hidup saat ini	Kehidupan saya saat ini dalam keadaan yang sangat baik.					

3	Penilaian diri sendiri terhadap kehidupan	Saya merasa puas dengan kehidupan saya					
4	Kepuasan Hidup di Masa Lalu	Sejauh ini, saya telah memperoleh hal-hal penting yang saya inginkan dalam hidup saya					
5	Keinginan untuk mengubah kehidupan	Jika saya dapat mengulangi kehidupan ini, saya hampir tidak akan mengubah apa pun dalam hidup saya					

Selama 1 minggu ini saya merasa...

No	Item	Tidak Sama Sekali	Sedikit	Sedang	Lumayan kuat	Sangat kuat
5	Senang					
7	Tertekan					
8	Bersemangat					
9	Gundah					
10	Kuat					
11	Bersalah					
12	Takut					
13	Agresif					
14	Antusias					
15	Bangga					
16	Tersinggung					
17	Waspada					
18	Malu					
19	Terinspirasi					
20	Grogi					
21	Bertekad					
22	Penuh perhatian					
23	Gelisah					
24	Aktif					
25	Khawatir					



## A.2 Skala Keterhubungan Sosial



No	Aspek	Item	Sangat Tidak Setuju	Tidak Setuju	Agak Tidak Setuju	Agak Setuju	Setuju	Sangat Setuju
26	Companionship / persahabatan	Meskipun orang-orang disekitar saya telah saya kenal, tetapi saya tidak merasa bersama mereka						
27	Affiliation / afiliasi	Saya tidak memiliki rasa kebersamaan dengan teman-teman saya						
28		Bahkan di antara teman-teman saya, tidak ada rasa persaudaraan						
29		Saya tidak merasa saya berpartisipasi dengan siapa pun atau kelompok mana pun						
30	Connectedness / keterhubungan	Saya merasa tidak terhubung						

		dengan dunia sekitar						
31		Saya merasa sangat jauh dari orang-orang						
32		Saya tidak merasa terhubung dengan siapa pun						
33		Saya mendapati diri saya kehilangan semua rasa keterhubungan dengan masyarakat						



## LAMPIRAN B DATA PENELITIAN

### B.1 Data Penelitian Skala Kesejahteraan Subjektif

## B.2 Data Penelitian Skala Keterhubungan Sosial



## B.1 Data Penelitian Skala Kesejahteraan Subjektif




	y1	y2	y3	y4	y5	total _kognitif
1	2	2	2	3	4	13
2	3	3	3	4	1	14
3	2	3	2	2	1	10
4	3	2	3	3	1	12
5	3	2	3	3	2	13
6	2	1	1	1	1	6
7	2	2	2	2	2	10
8	4	4	4	3	1	16
9	2	4	4	4	1	15
10	2	4	5	3	1	15
11	5	5	5	5	5	25
12	3	3	4	3	3	16
13	2	3	3	4	3	15
14	3	2	2	4	1	12
15	4	4	5	5	4	22
16	1	3	3	3	1	11
17	2	2	3	3	1	11
18	3	3	3	3	3	15
19	2	2	2	3	2	11
20	1	2	2	4	2	11
21	4	3	3	3	3	16
22	3	2	2	3	3	13
23	3	3	3	4	2	15
24	4	4	3	4	3	18
25	2	2	2	4	2	12
26	4	4	4	4	2	18
27	5	5	2	2	1	15
28	3	3	3	3	1	13
29	3	4	3	3	3	16
30	2	3	2	2	2	11
31	4	4	4	4	3	19
32	3	3	2	3	3	14
33	2	2	2	3	1	10
34	4	4	4	3	2	17
35	3	3	4	3	3	16
36	5	5	5	5	4	24
37	3	4	4	3	3	17
38	3	4	3	3	2	15
39	4	4	4	3	3	18
40	3	4	4	4	3	18
41	3	2	3	3	2	13
42	3	2	4	2	1	12

43	2	3	4	3	1	13
44	1	5	3	5	1	15
45	4	4	4	4	4	20
46	3	4	4	3	3	17
47	1	1	2	2	1	7
48	1	1	1	1	1	5
49	2	3	3	4	2	14
50	3	4	4	4	3	18
51	3	3	3	3	5	17
52	4	3	3	4	3	17
53	4	4	5	4	5	22
54	3	4	2	2	1	12
55	4	5	4	4	4	21
56	3	3	3	3	1	13
57	4	4	4	4	3	19
58	3	3	3	2	2	13
59	2	2	3	2	2	11
60	4	4	4	4	3	19
61	3	3	4	4	3	17

y6	y7	y8	y9	y10	y11	y12	y13	y14	y15	y16	y17	y18	y19	y20	y21	y22	y23	y24	y25	total _afek tif
2	1	2	3	3	5	4	4	2	2	3	4	3	2	3	2	4	3	1	3	56
4	2	3	3	3	4	3	4	4	3	4	2	3	3	3	3	4	3	3	3	63
3	2	3	1	2	2	1	2	4	3	3	4	2	4	2	4	4	1	3	2	52
2	2	3	4	3	3	3	1	3	3	3	3	3	3	3	3	3	2	4	3	57
4	3	4	4	2	3	1	3	3	4	4	3	2	5	1	4	4	2	2	1	59
3	1	2	1	1	1	1	4	2	1	3	1	1	2	3	1	1	1	1	1	32
3	2	4	2	4	3	2	3	3	3	3	4	3	3	3	4	4	2	4	2	61
3	2	4	4	4	3	3	3	4	3	4	1	3	3	3	4	4	3	5	3	66
5	5	4	4	4	4	3	5	3	4	5	1	5	4	5	4	2	5	4	4	80
4	4	3	5	2	5	2	5	4	4	5	1	5	4	4	4	2	2	4	1	70
5	5	5	3	4	5	3	5	5	5	5	5	5	5	5	4	3	5	5	1	88
3	3	3	3	3	3	3	4	3	3	4	3	3	3	3	3	3	3	3	3	62
4	4	3	3	2	3	1	4	2	2	4	3	2	2	2	3	3	2	3	2	54
3	1	3	2	1	1	3	5	3	3	5	1	1	4	1	5	3	2	2	4	53
3	1	4	4	5	2	1	5	3	3	3	5	2	4	2	4	5	2	5	1	64
3	3	3	3	1	1	1	3	5	1	3	5	1	5	1	5	3	1	1	1	50
3	1	3	2	3	1	1	1	3	3	3	4	1	2	1	5	5	1	3	1	47
3	3	3	3	3	3	4	5	3	4	5	3	4	1	5	3	4	3	3	3	68
3	3	3	2	2	3	2	4	2	2	4	4	2	2	1	4	2	2	3	2	52
2	2	2	2	4	2	1	4	3	4	3	4	2	4	2	4	4	2	4	2	57
4	3	4	3	3	2	2	3	4	4	3	3	3	4	3	4	4	3	4	2	65

2	2	2	3	3	4	4	3	1	2	2	3	2	2	4	2	2	2	2	2	49	
3	2	3	2	3	2	3	3	3	4	3	3	3	3	3	3	3	3	3	4	3	59
3	4	3	4	3	4	4	4	3	3	4	3	4	2	3	2	2	4	3	4	3	66
3	4	3	3	5	2	2	4	2	2	2	5	2	2	1	3	2	2	2	2	2	53
5	4	4	3	4	4	4	4	4	3	4	2	4	3	3	3	3	3	3	3	3	70
4	5	4	5	5	5	5	4	4	4	5	4	3	3	5	4	5	5	4	5	5	88
5	4	4	2	5	5	5	4	4	2	2	4	5	5	4	5	1	3	3	4	3	76
2	1	2	3	2	5	2	5	1	1	5	1	5	1	4	2	2	5	1	5	5	55
4	3	4	3	4	4	3	3	4	2	4	4	3	4	3	4	4	2	4	2	4	68
4	5	4	5	4	5	5	4	4	4	5	2	5	3	5	4	4	4	4	4	4	84
4	2	3	4	1	2	1	3	3	3	2	4	3	3	3	3	4	2	3	2	3	55
3	2	4	1	3	2	2	4	2	1	5	4	3	2	2	5	3	1	4	1	4	54
4	4	2	4	3	4	4	5	2	3	3	5	1	4	2	3	4	3	2	3	3	65
4	4	4	3	4	4	4	4	1	4	3	3	4	3	3	4	4	3	4	3	4	70
5	5	4	5	5	4	1	2	4	4	5	5	1	3	1	4	2	3	4	2	3	69
3	5	3	3	3	3	3	5	3	3	3	4	5	3	4	3	4	2	3	2	3	67
3	3	4	2	3	3	3	4	3	3	3	3	3	4	3	4	3	3	4	3	3	64
4	2	4	3	5	3	3	3	3	4	3	4	2	5	3	4	4	3	4	2	3	68
4	5	4	5	4	5	4	5	4	4	5	2	5	4	5	4	4	4	4	4	4	85
3	3	3	4	3	4	4	4	2	2	4	3	3	4	4	3	3	3	3	3	4	66
4	3	3	2	4	2	3	4	4	4	2	4	2	3	4	4	4	2	4	4	4	66
4	4	2	5	3	5	5	5	3	2	5	1	5	1	5	3	3	5	4	5	5	75
5	4	3	2	4	4	2	5	2	2	4	2	3	1	2	4	5	4	4	4	4	66
4	4	4	4	4	5	5	4	5	4	4	5	1	5	4	5	4	5	4	4	4	85
4	2	4	3	4	4	4	2	4	4	4	3	2	3	1	4	4	2	5	1	64	
2	1	1	1	2	1	1	3	1	1	2	3	1	1	5	1	1	1	1	1	1	31
2	1	2	1	1	1	1	4	2	1	1	5	2	2	2	2	2	1	1	1	1	35
3	2	2	3	4	3	2	4	1	3	5	2	3	2	2	2	3	1	1	2	50	
5	4	4	4	4	5	4	5	4	4	5	2	3	4	3	5	4	4	3	3	79	
4	1	5	3	3	3	1	3	4	5	3	5	3	5	2	5	4	2	5	1	67	
3	3	4	3	4	3	3	4	4	4	3	4	3	4	3	4	5	3	4	3	71	
4	3	5	4	4	4	4	4	4	3	3	4	2	4	2	4	4	2	4	2	70	
4	4	4	3	3	4	3	4	4	4	3	2	3	2	4	4	3	2	3	2	65	
5	2	4	4	4	5	5	4	4	3	4	5	4	4	4	4	3	5	4	4	81	
3	2	3	2	3	2	1	4	3	3	2	4	2	3	2	3	3	2	3	2	52	
4	4	3	5	5	5	4	5	3	3	5	1	4	4	3	5	1	4	2	4	74	
3	3	3	1	3	5	3	5	2	1	5	2	5	1	5	4	2	3	2	3	61	
3	3	3	3	2	3	3	4	2	2	4	3	2	2	2	2	3	2	2	2	52	
4	4	4	4	4	4	3	3	4	3	4	5	3	3	4	4	4	4	4	3	75	
4	3	3	4	4	2	4	4	3	3	4	2	3	3	4	4	4	4	4	3	69	






**B.2 Data Penelitian Skala Keterhubungan Sosial**

	x1	x2	x3	x4	x5	x6	x7	x8	total_kete rhubunga nsosial
1	3	4	5	5	3	3	3	3	29
2	6	6	6	6	6	6	6	6	48
3	5	5	6	6	6	6	6	6	46
4	4	4	4	2	4	4	4	4	30
5	3	5	5	5	4	5	5	5	37
6	2	3	5	1	2	3	6	2	24
7	5	5	5	5	5	5	5	5	40
8	2	3	3	4	4	4	4	3	27
9	5	6	6	6	6	6	6	6	47
10	5	5	6	6	6	6	6	6	46
11	6	6	5	6	6	6	6	6	47
12	5	5	6	5	5	5	5	5	41
13	3	3	4	4	3	3	3	4	27
14	1	3	4	5	4	3	3	3	26
15	6	6	5	6	6	5	5	5	44
16	6	6	6	6	6	4	4	4	42
17	1	5	4	4	5	2	3	2	26
18	1	2	2	5	5	2	2	2	21
19	2	3	3	2	2	2	2	3	19
20	3	5	5	5	5	5	5	5	38
21	2	4	4	4	4	3	3	3	27
22	3	4	5	6	5	4	3	4	34
23	2	3	3	4	3	2	2	2	21
24	4	2	5	4	5	5	5	5	35
25	1	3	5	5	2	2	2	2	22
26	2	3	4	4	4	4	4	5	30
27	6	6	5	4	5	3	6	6	41
28	1	1	5	4	2	1	1	2	17
29	2	3	4	4	2	3	3	3	24
30	3	4	4	5	4	4	5	5	34
31	6	6	6	6	6	6	6	6	48
32	4	5	5	5	3	5	5	5	37
33	4	4	6	6	4	4	4	4	36
34	3	4	5	6	5	5	6	5	39
35	6	5	6	6	5	5	5	5	43
36	3	5	5	3	5	5	5	5	36
37	3	2	3	2	4	2	4	3	23
38	4	4	4	4	4	5	4	4	33
39	5	3	4	5	5	5	5	5	37
40	6	6	6	6	6	6	6	6	48
41	4	4	4	3	4	4	4	3	30
42	5	6	6	6	6	6	2	5	42

43	6	5	5	6	6	6	6	6	46
44	6	6	6	6	6	6	6	6	48
45	6	6	6	6	6	6	6	6	48
46	4	5	5	5	5	5	2	5	36
47	2	2	2	5	6	2	3	2	24
48	1	1	2	1	1	1	4	4	15
49	3	4	4	4	4	4	4	4	31
50	4	3	3	4	4	4	3	4	29
51	1	3	3	3	4	4	4	3	25
52	3	4	5	5	5	5	6	5	38
53	4	5	2	2	3	3	3	3	25
54	2	2	4	3	4	3	5	4	27
55	3	2	3	3	5	4	4	5	29
56	1	3	3	4	3	3	4	5	26
57	5	1	6	6	6	6	6	6	42
58	5	4	5	3	4	4	4	4	33
59	3	4	4	4	5	4	5	5	34
60	4	5	5	5	5	5	6	6	41
61	3	3	4	3	5	5	4	5	32





**LAMPIRAN C UJI VALIDITAS DAN RELIABILITAS**

**C.1 Uji Validitas dan Reliabilitas Skala Kesejahteraan Subjektif**

**C.2 Uji Validitas dan Reliabilitas Skala Keterhubungan Sosial**



**C.1 Uji Validitas dan Reliabilitas Skala Kesejahteraan Subjektif**



**Reliability****Scale: SKALA KESEJAHTERAAN SUBJEKTIF (KOGNITIF)****Case Processing Summary**

		N	%
Cases	Valid	61	100.0
	Excluded <sup>a</sup>	0	.0
	Total	61	100.0

a. Listwise deletion based on all variables in the procedure.

**Reliability Statistics**

Cronbach's Alpha	N of Items
.839	5

**Item-Total Statistics**

	Scale Mean if Item Deleted	Scale Variance if Item Deleted	Corrected Item-Total Correlation	Cronbach's Alpha if Item Deleted
y1	11.89	10.637	.653	.804
y2	11.64	10.234	.697	.791
y3	11.62	10.372	.716	.787
y4	11.56	11.384	.608	.817
y5	12.51	10.387	.561	.834

**Reliability****Scale: SKALA KESEJAHTERAAN SUBJEKTIF (AFEKTIF)****Putaran 1****Reliability****Scale: ALL VARIABLES****Case Processing Summary**

		N	%
Cases	Valid	61	100.0
	Excluded <sup>a</sup>	0	.0
	Total	61	100.0

a. Listwise deletion based on all variables in the procedure.

### Reliability Statistics

Cronbach's Alpha	N of Items
.880	20

### Item-Total Statistics

	Scale Mean if Item Deleted	Scale Variance if Item Deleted	Corrected Item-Total Correlation	Cronbach's Alpha if Item Deleted
y6	60.0000	140.500	.654	.871
y7	60.5902	134.579	.641	.869
y8	60.2131	141.504	.620	.872
y9	60.4262	137.249	.608	.870
y10	60.2295	137.446	.613	.870
y11	60.2131	133.170	.671	.868
y12	60.7213	135.271	.601	.870
y13	59.6557	146.896	.291	.880
y14	60.4754	141.287	.519	.874
y15	60.5410	139.252	.576	.872
y16	59.8361	141.739	.463	.875
y17	60.4098	160.113	-.217	.899
y18	60.5410	136.152	.586	.871
y19	60.4262	143.315	.366	.879
y20	60.4918	140.654	.416	.877
y21	59.9508	143.314	.448	.876
y22	60.2295	146.480	.274	.881
y23	60.7705	132.880	.743	.865
y24	60.3115	137.851	.581	.871
y25	60.9344	140.662	.462	.875

### Reliability

Scale: SKALA KESEJAHTERAAN SUBJEKTIF (AFEKTIF)

Putaran 2

### Case Processing Summary

		N	%
Cases	Valid	61	100.0
	Excluded <sup>a</sup>	0	.0
	Total	61	100.0

a. Listwise deletion based on all variables in the procedure.

### Reliability Statistics

Cronbach's Alpha	N of Items
.899	19

### Item-Total Statistics

	Scale Mean if Item Deleted	Scale Variance if Item Deleted	Corrected Item-Total Correlation	Cronbach's Alpha if Item Deleted
y6	56.8852	145.737	.650	.892
y7	57.4754	139.587	.642	.891
y8	57.0984	147.257	.590	.893
y9	57.3115	142.085	.618	.892
y10	57.1148	143.070	.592	.893
y11	57.0984	137.657	.690	.889
y12	57.6066	139.809	.619	.892
y13	56.5410	151.452	.322	.900
y14	57.3607	147.001	.495	.895
y15	57.4262	144.715	.562	.893
y16	56.7213	145.704	.512	.895
y18	57.4262	140.282	.620	.892
y19	57.3115	149.451	.332	.900
y20	57.3770	144.839	.449	.897
y21	56.8361	148.973	.429	.897
y22	57.1148	152.370	.250	.902
y23	57.6557	137.296	.766	.887
y24	57.1967	143.527	.559	.893
y25	57.8197	144.817	.500	.895

### Reliability

#### SKALA KESEJAHTERAAN SUBJEKTIF (AFEKTIF) Putaran 3

##### Case Processing Summary

		N	%
Cases	Valid	61	100.0
	Excluded <sup>a</sup>	0	.0

Total	61	100.0
-------	----	-------

a. Listwise deletion based on all variables in the procedure.

### Reliability Statistics

Cronbach's Alpha	N of Items
.902	18

### Item-Total Statistics

	Scale Mean if Item Deleted	Scale Variance if Item Deleted	Corrected Item-Total Correlation	Cronbach's Alpha if Item Deleted
y6	53.5902	138.279	.653	.895
y7	54.1803	131.884	.659	.893
y8	53.8033	140.194	.571	.897
y9	54.0164	134.816	.617	.895
y10	53.8197	135.984	.582	.896
y11	53.8033	129.894	.711	.891
y12	54.3115	132.285	.629	.894
y13	53.2459	143.522	.338	.902
y14	54.0656	139.962	.478	.899
y15	54.1311	138.049	.532	.897
y16	53.4262	138.082	.521	.898
y18	54.1311	132.416	.642	.894
y19	54.0164	142.283	.319	.904
y20	54.0820	136.910	.468	.900
y21	53.5410	141.952	.408	.901
y23	54.3607	129.834	.777	.889
y24	53.9016	136.990	.527	.898
y25	54.5246	137.154	.510	.898



## **C.2 Uji Validitas dan Reliabilitas Skala Keterhubungan Sosial**

## Reliability

### Scale: SKALA KETERHUBUNGAN SOSIAL

#### Case Processing Summary

		N	%
Cases	Valid	61	100.0
	Excluded <sup>a</sup>	0	.0
	Total	61	100.0

a. Listwise deletion based on all variables in the procedure.

#### Reliability Statistics

Cronbach's Alpha	N of Items
.928	8

#### Item-Total Statistics

	Scale Mean if Item Deleted	Scale Variance if Item Deleted	Corrected Item-Total Correlation	Cronbach's Alpha if Item Deleted
x1	30.3607	57.634	.825	.913
x2	29.9344	63.162	.700	.922
x3	29.4262	65.582	.743	.919
x4	29.4590	64.786	.654	.925
x5	29.4754	63.920	.757	.918
x6	29.7869	59.937	.885	.907
x7	29.6230	64.572	.665	.925
x8	29.5902	62.579	.817	.913



**LAMPIRAN D Uji ASUMSI**

**D.1 Uji Normalitas**

**D.2 Uji Linieritas**

**D.1 Uji Normalitas**

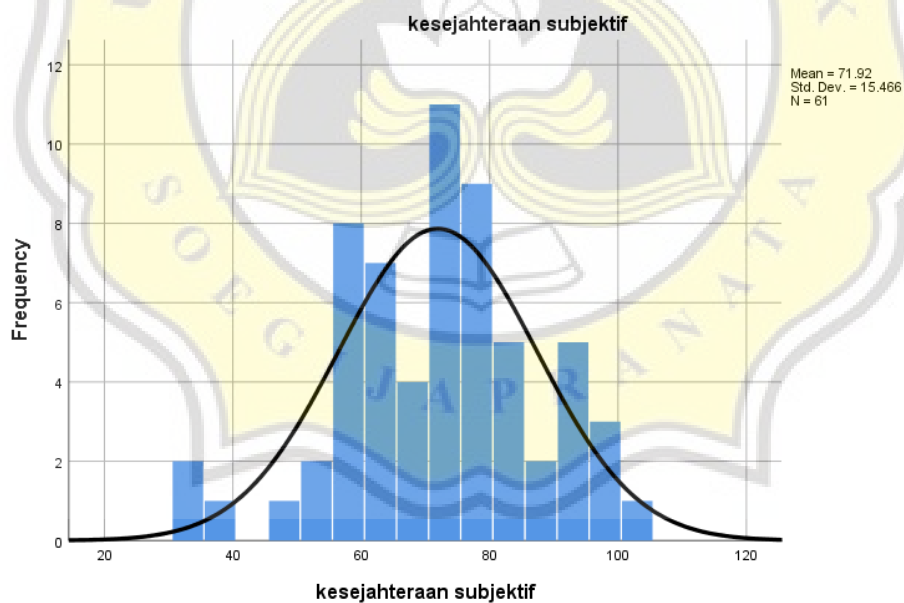



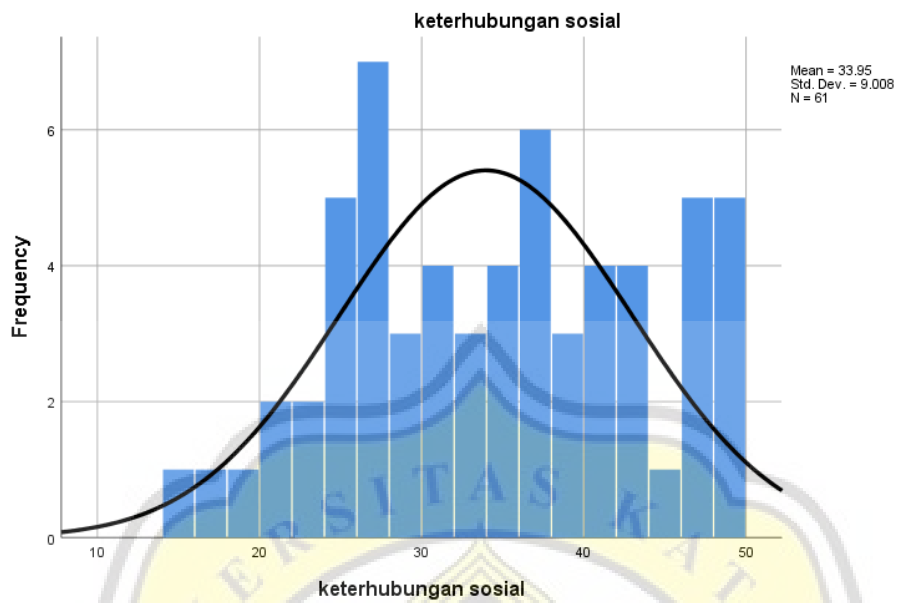



### One-Sample Kolmogorov-Smirnov Test

	kesejahteraan subjektif	keterhubungan sosial
N	61	61
Normal Parameters <sup>a,b</sup>	Mean	71.92
	Std. Deviation	15.466
Most Extreme Differences	Absolute	.074
	Positive	.046
	Negative	-.074
Kolmogorov-Smirnov-Z	.074	.091
Asymp. Sig. (2-tailed)	.200 <sup>c,d</sup>	.200 <sup>c,d</sup>

- a. Test distribution is Normal.  
 b. Calculated from data.  
 c. Lilliefors Significance Correction.  
 d. This is a lower bound of the true significance.







**D. 2 Uji Linearitas**

### Model Description

Model Name		MOD_2
Dependent Variable	1	kesejahteraan subjektif
Equation	1	Linear
Independent Variable		keterhubungan sosial
Constant		Included
Variable Whose Values Label Observations in Plots		Unspecified

### Case Processing Summary

	N
Total Cases	61
Excluded Cases <sup>a</sup>	0
Forecasted Cases	0
Newly Created Cases	0

a. Cases with a missing value in any variable are excluded from the analysis.

### Variable Processing Summary

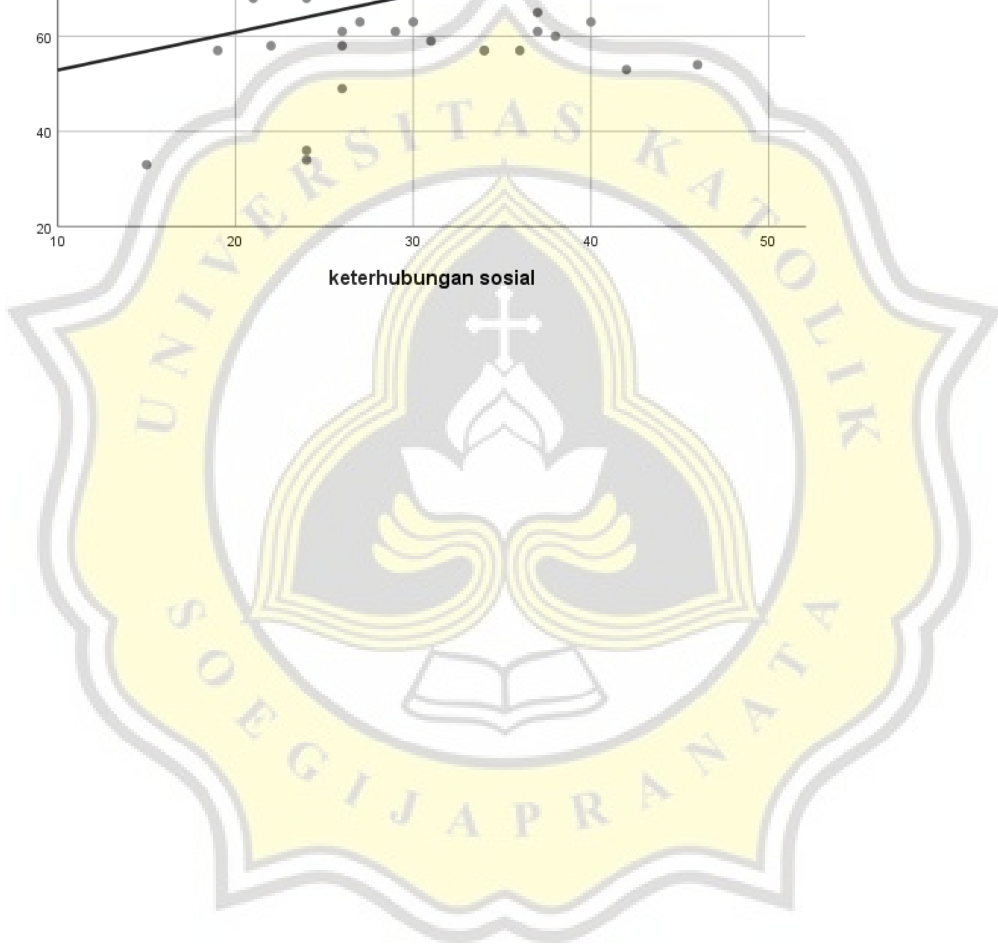
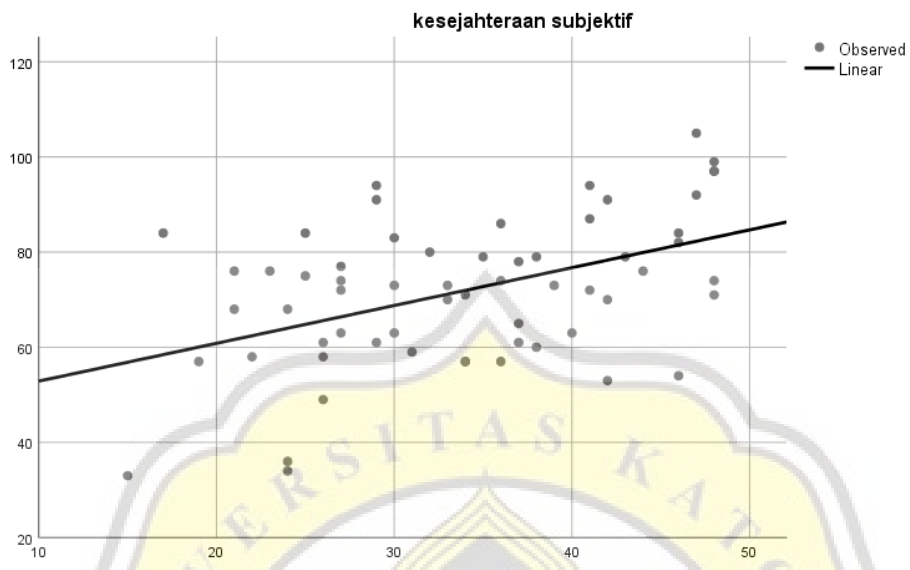
	Variables	
	Dependent kesejahteraan subjektif	Independent keterhubungan sosial
Number of Positive Values	61	61
Number of Zeros	0	0
Number of Negative Values	0	0
Number of Missing Values		
	User-Missing	0
	System-Missing	0

### Model Summary and Parameter Estimates

Dependent Variable: kesejahteraan subjektif

Equation	Model Summary					Parameter Estimates	
	R Square	F	df1	df2	Sig.	Constant	b1
Linear	.214	16.092	1	59	.000	44.934	.795

The independent variable is keterhubungan sosial.






**LAMPIRAN E UJI HIPOTESIS**

### Correlations

		kesejahteraan subjektif	keterhubungan sosial
kesejahteraan subjektif	Pearson Correlation	1	.463**
	Sig. (2-tailed)		.000
	N	61	61
keterhubungan sosial	Pearson Correlation	.463**	1
	Sig. (2-tailed)	.000	
	N	61	61

\*\* . Correlation is significant at the 0.01 level (2-tailed).



**LAMPIRAN F UJI KORELASI ASPEK KETERHUBUNGAN SOSIAL**





### Correlations

		kesejahteraan subjektif	persahabatan	afiliasi	keterhubungan
kesejahteraan subjektif	Pearson Correlation	1	.473**	.306*	.495**
	Sig. (2-tailed)		.000	.016	.000
	N	61	61	61	61
Persahabatan	Pearson Correlation	.473**	1	.743**	.788**
	Sig. (2-tailed)	.000		.000	.000
	N	61	61	61	61
Afiliasi	Pearson Correlation	.306*	.743**	1	.730**
	Sig. (2-tailed)	.016	.000		.000
	N	61	61	61	61
Keterhubungan	Pearson Correlation	.495**	.788**	.730**	1
	Sig. (2-tailed)	.000	.000	.000	
	N	61	61	61	61

\*\* . Correlation is significant at the 0.01 level (2-tailed).

\* . Correlation is significant at the 0.05 level (2-tailed).



## Hasil antiplagiasi

## Similarity Report

PAPER NAME

**TA-19.E1.0015.docx**

WORD COUNT

**7125 Words**

CHARACTER COUNT

**48223 Characters**

PAGE COUNT

**43 Pages**

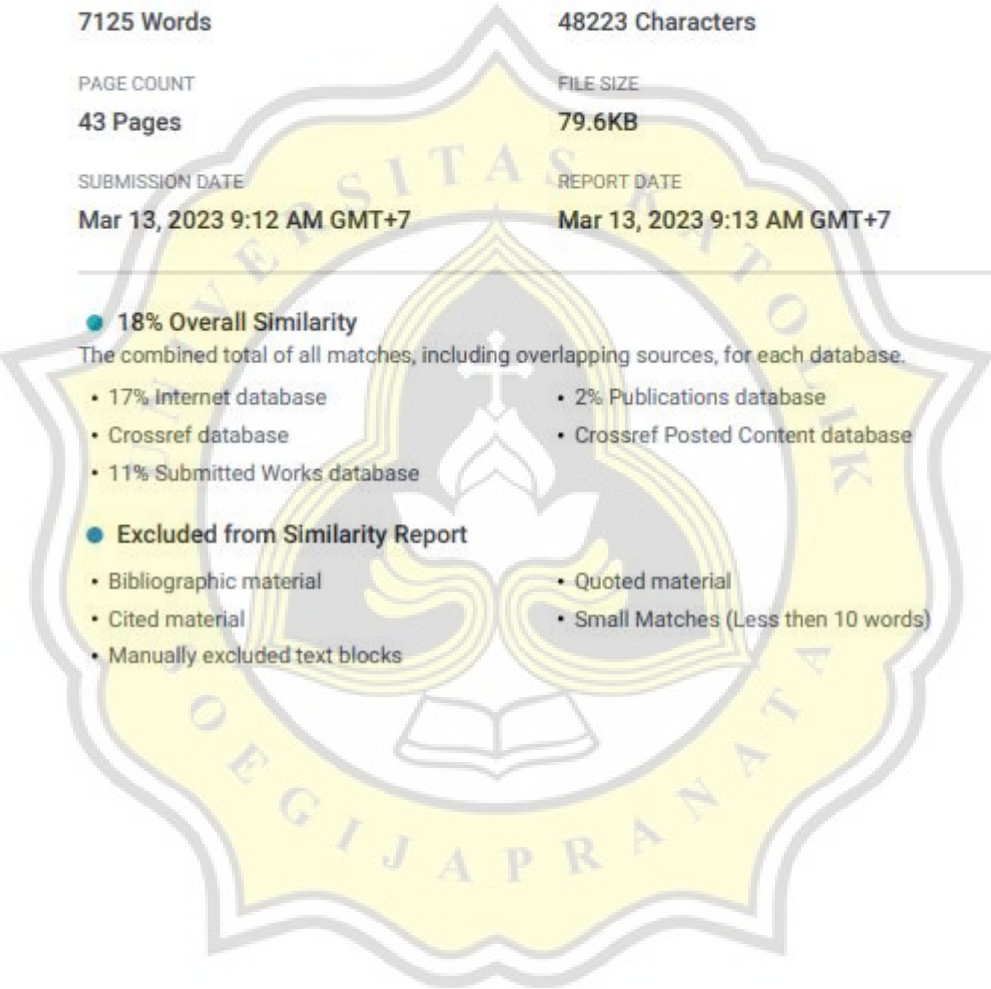
FILE SIZE

**79.6KB**

SUBMISSION DATE

**Mar 13, 2023 9:12 AM GMT+7**

REPORT DATE

**Mar 13, 2023 9:13 AM GMT+7**


- **18% Overall Similarity**

The combined total of all matches, including overlapping sources, for each database.

- 17% Internet database
- Crossref database
- 11% Submitted Works database
- 2% Publications database
- Crossref Posted Content database

- **Excluded from Similarity Report**

- Bibliographic material
- Cited material
- Manually excluded text blocks
- Quoted material
- Small Matches (Less than 10 words)