



MASTERPLAN AREA MUSEUM PRAMBANAN INDOOR &
OUTDOOR (sumber : Buku Inventaris Candi Prambanan BP3 DIY)

- | | |
|-------------------------------|--------------------------------|
| 1A : Pintu Masuk Utama | 7 : Ruang Pamer Arca (Outdoor) |
| 1B : Pintu Masuk Samping | 8 : Ruang Pengelola Museum |
| 1C : Jalur Pejalan Kaki | 9 : Ruang Audiovisual |
| 2 : Pendopo I (R. Gamelan) | 10 : Ruang Dokumentasi |
| 3 : Pendopo II (R. Serbaguna) | 11 : Toilet |
| 4 : Selasar | 12 : Halaman Parkir Karyawan |
| 5 : Ruang Pamer Arca (Indoor) | |

KONDISI EKSISTING RUANG DAN BANGUNAN MUSEUM AWAL



INFRASTRUKTUR KAWASAN TAMAN WISATA CANDI PRAMBANAN DAN MUSEUM PRAMBANAN







FOTO EKSISTING HALAMAN LUAR MUSEUM



MASTER PLAN KAWASAN TAMAN WISATA CANDI PRAMBANAN (Sumber : Re-Drawing)

MUSEUM



0 100m 200m 300m 400m

STUDI KOMPARASI : MUSEUM RONGGOWARSITO, SEMARANG



**PERBANDINGAN PENGUNJUNG
TAMAN WISATA CANDI PRAMBANAN
PERIODE : 2003 S/D 2009**

BULAN	2003								2004							
	WISNUS			WISMAN				TOTAL	WISNUS			WISMAN				
	UMUM	PELAJAR	JUMLAH	UMUM	PELAJAR	ASITA	JUMLAH		UMUM	PELAJAR	JUMLAH	UMUM	PELAJAR	ASITA	JUMLAH	
JAN	51.161	66.000	117.161	997	220	1.258	2.475	119.636	60.240	77.026	137.266	1.238	425	2.841	4.504	
FEB	24.478	16.753	41.231	1.145	211	1.792	3.148	44.379	32.340	33.651	65.991	1.103	404	2.791	4.298	
MART	22.830	29.719	52.549	1.108	200	1.995	3.303	55.852	21.497	16.572	38.069	1.061	394	2.874	4.329	
APRL	25.207	45.547	70.754	910	157	1.323	2.390	73.144	21.806	24.830	46.636	1.164	247	2.815	4.226	
MEI	44.624	45.898	90.522	974	101	1.125	2.200	92.722	32.454	25.409	57.863	1.530	267	3.997	5.794	
JUNI	40.018	91.930	131.948	1.086	152	1.330	2.568	134.516	39.479	101.034	140.513	1.297	348	4.342	5.987	
JULI	76.491	32.383	108.874	2.561	684	2.659	5.904	114.778	71.663	32.663	104.326	2.835	1.022	5.895	9.752	
AGST	34.122	5.446	39.568	3.211	572	3.728	7.511	47.079	31.954	6.210	38.164	3.477	1.219	7.224	11.920	
SEPT	32.092	6.725	38.817	2.009	358	3.377	5.744	44.561	32.186	8.905	41.091	2.086	695	6.132	8.913	
OKT	24.605	30.942	55.547	1.642	167	3.253	5.062	60.609	19.476	23.200	42.676	1.759	178	5.289	7.226	
NOP	74.178	11.715	85.893	1.071	129	2.554	3.754	89.647	99.304	18.323	117.627	1.099	150	3.895	5.144	
DES	59.307	23.212	82.519	1.823	285	2.190	4.298	86.817	41.703	36.351	78.054	1.498	253	3.573	5.324	
TOTAL	509.113	406.270	915.383	18.537	3.236	26.584	48.357	963.740	504.102	404.174	908.276	20.147	5.602	51.668	77.417	

BULAN	2005								2006							
	WISNUS			WISMAN				TOTAL	WISNUS			WISMAN				
	UMUM	PELAJAR	JUMLAH	UMUM	PELAJAR	ASITA	JUMLAH		UMUM	PELAJAR	JUMLAH	UMUM	PELAJAR	ASITA	JUMLAH	
JAN	55.376	80.646	136.022	1.265	222	3.738	5.225	141.247	43.862	58.733	102.595	911	224	2.382	3.517	
FEB	28.012	26.880	54.892	1.238	235	3.183	4.656	59.548	14.839	24.342	39.181	1.028	245	2.609	3.882	
MART	27.192	40.102	67.294	1.438	248	3.488	5.174	72.468	18.571	27.574	46.145	1.006	243	3.034	4.283	
APRL	25.754	39.435	65.189	1.248	185	3.021	4.454	69.643	30.428	51.878	82.306	1.103	177	2.825	4.105	
MEI	28.712	21.657	50.369	1.378	180	4.461	6.019	56.388	17.648	15.916	33.564	1.092	165	2.926	4.183	
JUNI	29.040	105.622	134.662	1.256	255	4.484	5.995	140.657	3.966	714	4.680	257	98	438	793	
JULI	74.627	39.126	113.753	2.732	804	6.911	10.447	124.200	10.021	3.391	13.412	1.004	550	2.337	3.891	
AGST	27.843	7.303	35.146	2.800	749	7.991	11.540	46.686	9.464	2.112	11.576	1.330	593	3.327	5.250	
SEPT	33.566	16.285	49.851	1.760	449	7.108	9.317	59.168	8.198	3.306	11.504	989	331	2.948	4.268	
OKT	10.947	5.494	16.441	1.009	162	4.389	5.560	22.001	38.445	8.560	47.005	824	126	2.323	3.273	
NOP	83.408	19.656	103.064	992	140	2.632	3.764	106.828	13.371	7.662	21.033	967	137	2.277	3.381	
DES	29.320	32.683	62.003	1.076	250	2.161	3.487	65.490	21.045	17.941	38.986	1.049	233	1.965	3.247	
TOTAL	453.797	434.889	888.686	18.192	3.879	53.567	75.638	964.324	229.858	222.129	451.987	11.560	3.122	29.391	44.073	

BULAN	2007								2008							
	WISNUS			WISMAN				TOTAL	WISNUS			WISMAN				
	UMUM	PELAJAR	JUMLAH	UMUM	PELAJAR	ASITA	JUMLAH		UMUM	PELAJAR	JUMLAH	UMUM	PELAJAR	ASITA	JUMLAH	
JAN	24.748	28.279	53.027	838	222	2.745	3.805	56.832	36.312	33.196	69.508	1.179	313	4.700	6.192	
FEB	10.060	10.761	20.821	988	225	3.025	4.238	25.059	19.120	16.337	35.457	1.536	382	5.120	7.038	
MART	15.282	14.189	29.471	933	226	3.071	4.230	33.701	37.480	25.263	62.743	1.697	394	5.381	7.472	
APRL	15.098	10.150	25.248	1.166	256	3.338	4.760	30.008	20.946	15.406	36.352	1.838	257	5.200	7.295	
MEI	19.104	16.864	35.968	1.243	192	4.268	5.703	41.671	33.757	31.701	65.458	2.189	510	6.653	9.352	
JUNI	28.135	42.286	70.421	1.117	273	4.101	5.491	75.912	46.330	60.956	107.286	1.828	461	6.732	9.021	
JULI	52.016	17.979	69.995	2.489	1.070	6.832	10.391	80.386	73.431	22.874	96.305	3.907	1.717	9.796	15.420	
AGST	24.249	4.747	28.996	2.699	1.032	7.348	11.079	40.075	42.808	7.989	50.797	4.422	1.636	10.211	16.269	
SEPT	13.972	4.541	18.513	1.557	408	6.165	8.130	26.643	18.234	2.631	20.865	2.536	624	8.191	11.351	
OKT	76.218	15.553	91.771	1.199	195	4.761	6.155	97.926	109.091	26.783	135.874	2.714	360	7.197	10.271	
NOP	19.310	8.631	27.941	1.125	202	4.404	5.731	33.672	30.496	13.575	44.071	1.878	266	6.110	8.254	
DES	49.283	28.542	77.825	1.491	326	3.060	4.877	82.702	83.524	47.789	131.313	2.037	541	4.438	7.016	
TOTAL	347.475	202.522	549.997	16.845	4.627	53.118	74.590	624.587	551.529	304.500	856.029	27.761	7.461	79.729	114.951	

BULAN	2009												JUMLAH	TOTAL
	WISNUS			WISMAN				JUMLAH	PAKET			JUMLAH		
	UMUM	PELAJAR	JUMLAH	UMUM	PELAJAR	ASITA	JUMLAH		PRB.- BOKO	PRB.- BRDR.	PRB.- RMYN.			
JAN	61.134	34.675	95.809	1.896	533	5.421	7.850	103.659	1.632	-	-	1.632	105.291	
FEB	23.290	16.575	39.865	1.786	423	4.869	7.078	46.943	749	-	-	749	47.692	
MART	33.816	21.401	55.217	1.917	572	5.401	7.890	63.107	852	67	2	921	64.028	
APRL	28.910	13.371	42.281	2.669	516	6.929	10.114	52.395	554	130	6	690	53.085	
MEI	38.158	39.923	78.081	2.923	574	7.371	10.868	88.949	729	320	8	1.057	90.006	
JUNI	53.506	76.446	129.952	2.556	656	6.215	9.427	139.379	847	1.055	7	1.909	141.288	
JULI	77.754	19.733	97.487	5.269	2.496	10.231	17.996	115.483	1.201	825	31	2.057	117.540	
AGST	32.597	7.198	39.795	6.020	2.325	11.345	19.690	59.485	442	338	26	806	60.291	
SEPT	94.493	16.410	110.903	2.695	666	8.604	11.965	122.868	1.925	2.320	67	4.312	127.180	
OKT	33.457	13.736	47.193	2.953	517	8.404	11.874	59.067	316	276	8	600	59.667	
NOP	36.149	12.779	48.928	2.184	558	5.712	8.454	57.382	476	444	-	920	58.302	
DES	83.003	55.026	138.029	2.338	688	4.140	7.166	145.195	2.286	2.806	30	5.122	150.317	
TOTAL	596.267	327.273	923.540	35.206	10.524	84.642	130.372	1.053.912	12.009	8.581	185	20.775	1.074.687	
TARGET 2009	634.891	352.691	987.582	33.579	9.140	98.576	141.295	1.128.877					1.128.877	
ATAS/BWH	(38.624)	(25.418)	(64.042)	1.627	1.384	(13.934)	(10.923)	(74.965)					(54.190)	
CAPIAN	94	93	94	105	115	86	92	93					95	