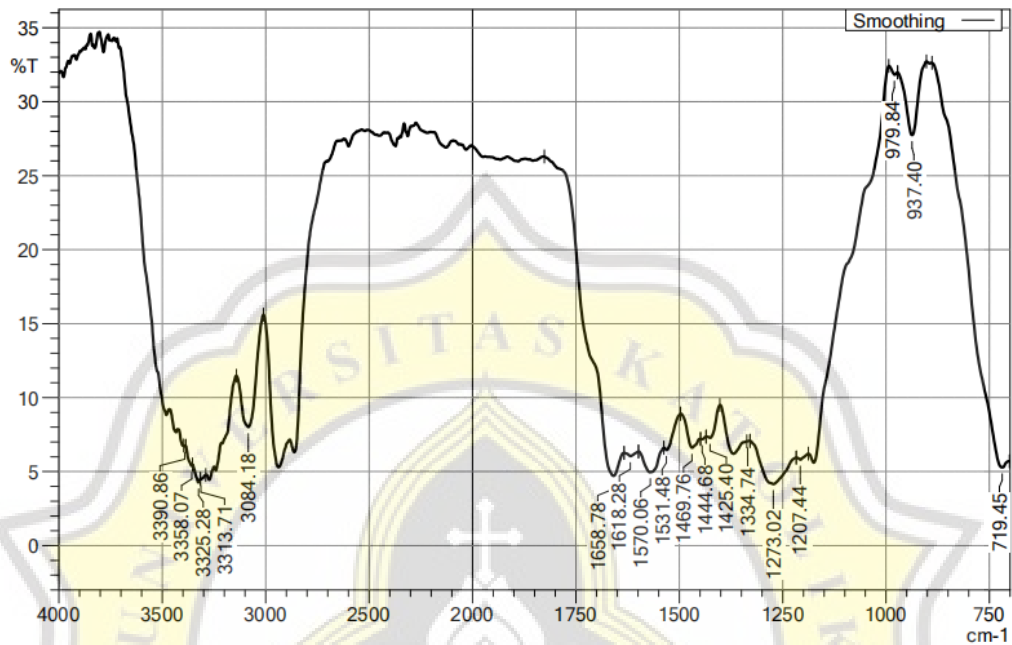


LAMPIRAN

Lampiran 1. Spektra polimer mikroplastik pada AMDK galon bermerek

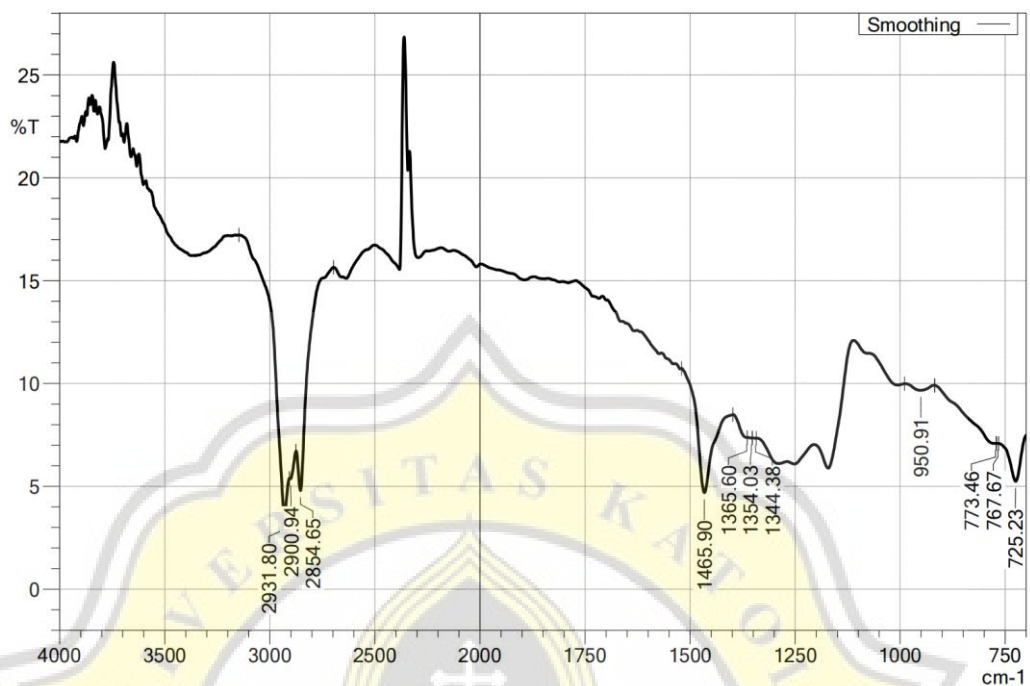


Gambar 11. Spektra *polyamide* (PA), skor similaritas 746

Tabel 6. *Fingerprint* PA

Area Spektra	Gugus fungsi
3300	N-H
3050	N-H
1630	<i>amide-I band</i>
1550	<i>amide-II band</i>

Sumber: (Lobo & Bonilla, 2003)

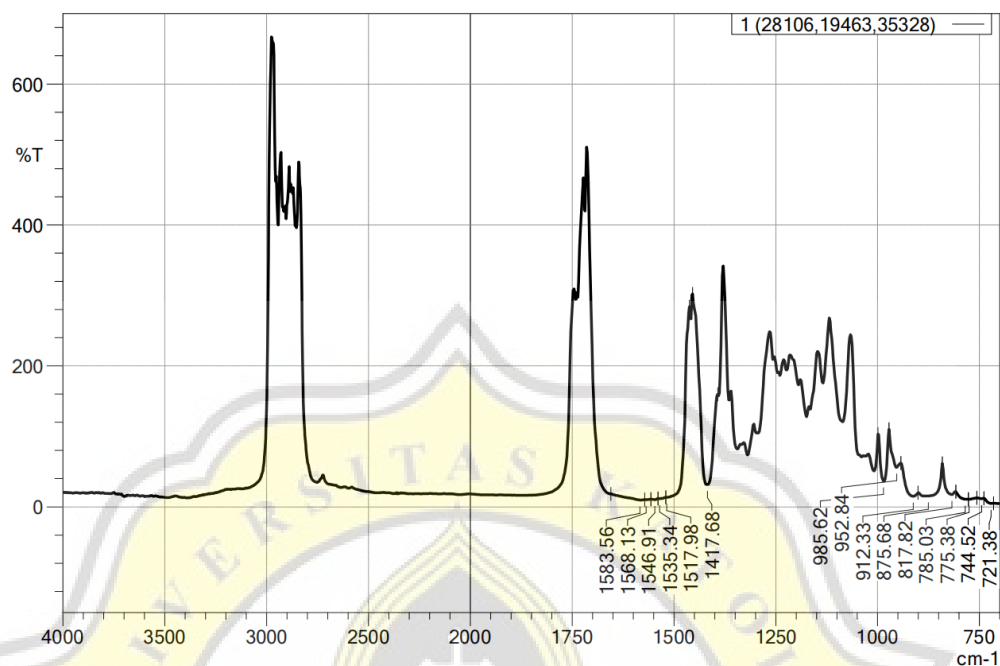


Gambar 12. Spektra *polyethylene* (PE), skor similaritas 813

Tabel 7. *Fingerprint* PE

Area Spektra	Gugus fungsi
720	CH_2 rocking
730	CH_2 rocking
775	ethyl branching
890	vinylidene group
910	terminal vinyl group
1377	CH_3 grup
1463	CH_2 scissors vibration
1475	CH_2 scissors vibration
2852	CH_2 asymmetrical stretching
2927	CH_2 asymmetrical stretching

Sumber: (Lobo & Bonilla, 2003)

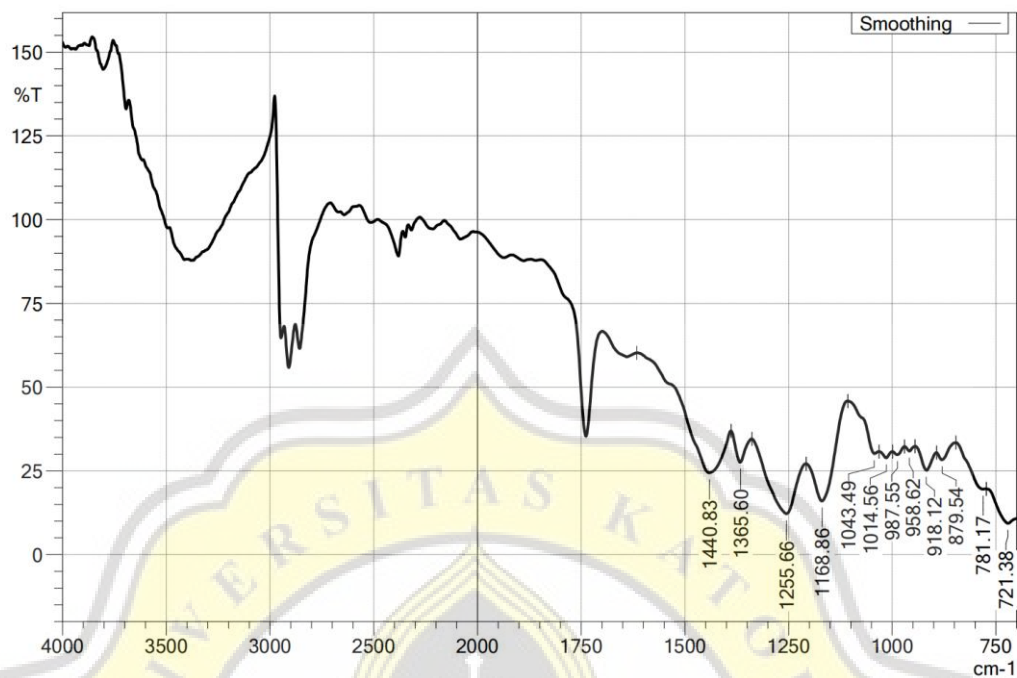


Gambar 13. Spektra polypropylene (PP), skor similaritas 710

Tabel 8. *Fingerprint* PP

Area Spektra	Gugus fungsi
808	<i>C-C stretching</i>
840	<i>C-H rocking</i>
973	<i>CH₃ rocking</i>
996	<i>CH₃ rocking</i>
1166	<i>C-H wagging</i>
1376	<i>CH₃ symmetrical bending</i>
1456	<i>CH₃ symmetrical bending</i>
2870	<i>CH₃ stretching</i>
2920	<i>CH₂ asymmetrical stretching</i>
2950	<i>CH₃ asymmetrical stretching</i>

Sumber: (Fang *et al.*, 2012)

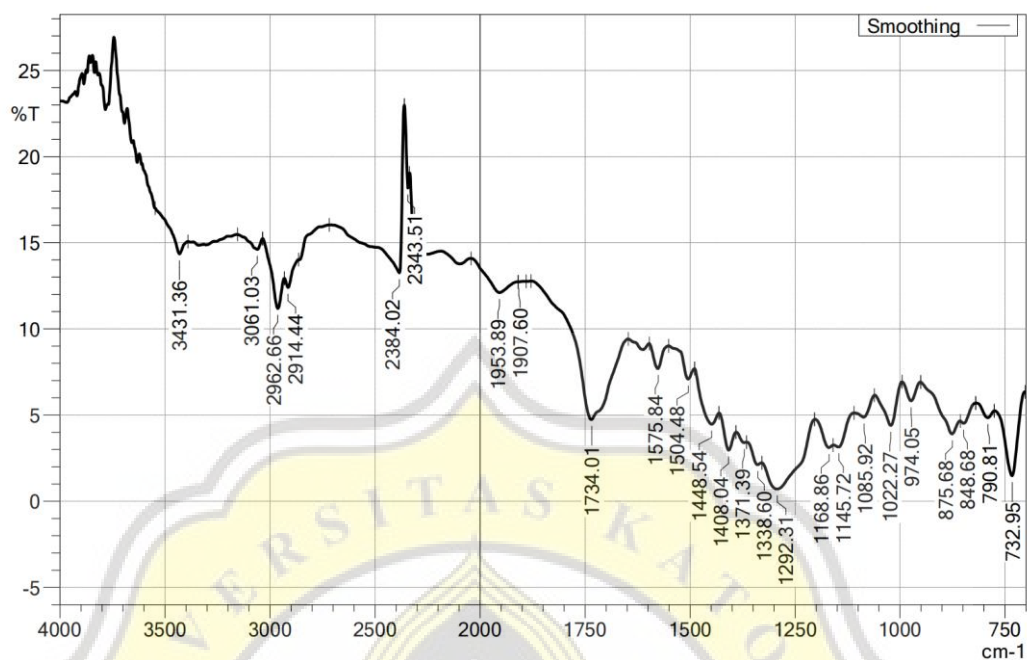


Gambar 14. Spektra *polyvinyl chloride* (PVC), skor similaritas 704

Tabel 9. *Fingerprint* PVC

Area Spektra	Gugus fungsi
600	<i>C-Cl stretching vibration</i>
700	<i>C-Cl stretching vibration</i>
1098	<i>backbone C-C stretching</i>
1254	<i>CH bending dari -CHCl- grup</i>
1331	<i>CH bending dari -CHCl- grup</i>
1427	<i>CH₂ scissors</i>
1435	<i>CH₂ scissors</i>
961	<i>CH₂ rocking</i>

Sumber: (Lobo & Bonilla, 2003)

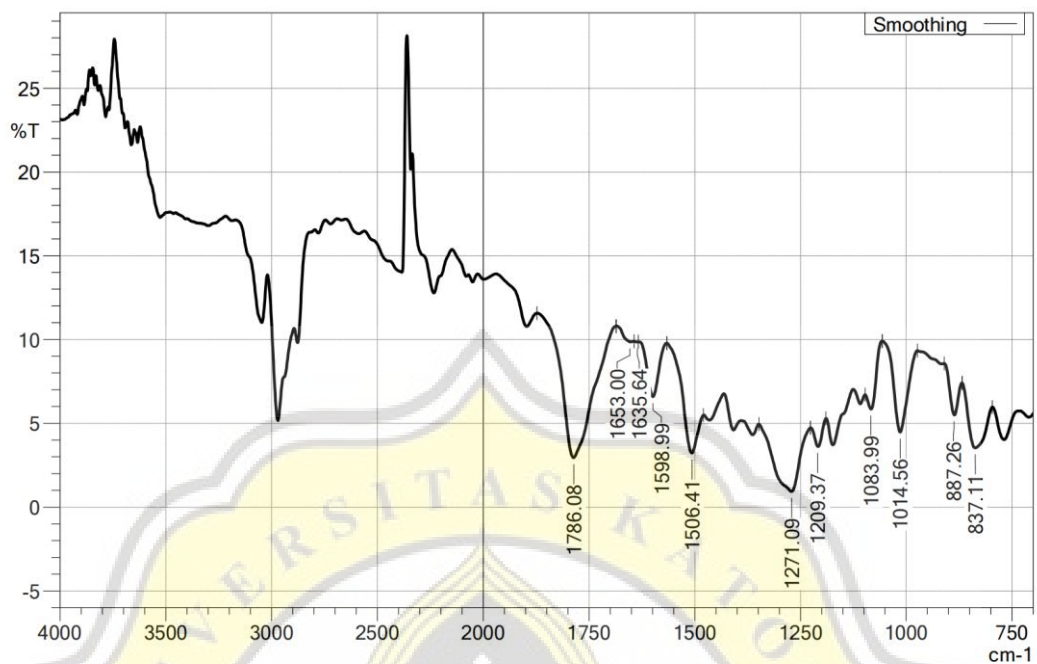


Gambar 15. Spektra *polyethylene terephthalate* (PET), skor similaritas 808

Tabel 10. *Fingerprint* PET

Area Spektra	Gugus fungsi
712	<i>polar ester groups and benzene ring interaction</i>
795	<i>aromatic H vibration</i>
848	<i>aromatic ring bands</i>
872	<i>aromatic ring bands</i>
972	<i>aromatic ring bands</i>
1050	<i>methylene group and ester C-O bond vibration</i>
1096	<i>methylene group and ester C-O bond vibration</i>
1124	<i>terephthalate group</i>
1240	<i>terephthalate group</i>
1342	<i>C-O group and ethylene glycol vibration</i>
1410	<i>C-O group and ethylene glycol vibration</i>
1453	<i>C-O group and ethylene glycol vibration</i>
1504	<i>C=C aromatic stretch</i>
1577	<i>C=C aromatic stretch</i>
1730	<i>C=O stretch</i>
1960	<i>aromatic H vibration</i>
2350	<i>CO₂ axial symmetric deformation</i>
2908	<i>C-H symmetric stretch</i>
2969	<i>C-H symmetric stretch</i>
3054	<i>C-H symmetric stretch</i>
3432	<i>OH group (hydroxyl)</i>

Sumber: (Lobo & Bonilla, 2003)



Gambar 16. Spektra polycarbonate (PC), skor similaritas 865

Tabel 11. Fingerprint PC

Area Spektra	Gugus fungsi
831	<i>1,4-disubstituted aromatic ring bands</i>
1015	<i>1,4-disubstituted aromatic ring bands</i>
1081	<i>1,4-disubstituted aromatic ring bands</i>
1230	<i>aryl ester band</i>
1506	<i>aromatic ring bands</i>
1594	<i>aromatic ring bands</i>
1602	<i>aromatic ring bands</i>
1774	<i>carbonyl C=O stretching</i>

Sumber: (Lobo & Bonilla, 2003)

Lampiran 2. Hasil plagscan

Similarity Report

PAPER NAME

TA-19.I1.0118.docx

WORD COUNT

10083 Words

CHARACTER COUNT

62225 Characters

PAGE COUNT

40 Pages

FILE SIZE


607.9KB

SUBMISSION DATE

Dec 8, 2022 9:06 AM GMT+7

REPORT DATE

Dec 8, 2022 9:07 AM GMT+7

The logo of Universitas Soegijapranata is a large, semi-transparent watermark in the background. It features a yellow shield with a white and grey emblem in the center, surrounded by the text 'UNIVERSITAS SOEGIJAPRANATA' in a circular arrangement.
● **11% Overall Similarity**

The combined total of all matches, including overlapping sources, for each database.

- 10% Internet database
- 3% Publications database
- Crossref database
- Crossref Posted Content database
- 8% Submitted Works database