

LAMPIRAN

PENELITIAN



LAMPIRAN 1

Daftar Sampel Perusahaan Keuangan

NO	KODE	NAMA
Sektor Perbankan		
1	AGRO	PT. Bank rakyat indonesia agroniaga tbk
2	AGRS	PT. Bank IBK indonesia
3	BABP	PT. Bank MNC internasional
4	BACA	PT. Bank Capital indonesia
5	BBHI	PT. Allo bank indonesia
6	BBKP	PT. Bank KB bukopin
7	BBMD	PT. Bank mestika dharma
8	BBNI	PT. Bank negara indonesia (persero)
9	BBRI	PT. Bank rakyat indonesia (persero)
10	BBTN	PT. Bank tabungan negara (persero)
11	BBYB	PT. Bank neo commerce
12	BCIC	PT. Bank Jtrust indonesia
13	BDMN	PT. Bank danamon indonesia
14	BEKS	PT. Bank pembangunan daerah banten
15	BINA	PT. Bank ina perdana
16	BJBR	Bank pembangunana daerah jawa barat dan banten
17	BJTM	Bank pembangunan daerah jawa timur
18	BKSW	PT. Bank QNB indonesia
19	BMAS	PT. Bank maspion indonesia
20	BMRI	PT. Bank mandiri (persero)
21	BNBA	PT. Bank Bank bumi artha
22	BNII	PT. Bank maybank indonesia
23	BNLI	Bank permata
24	BSIM	Bank sinarmas
25	BSWD	Bank of india indonesia
26	BTPN	PT. Bank BTPN
27	BVIC	Bank victoria internasional
28	DNAR	PT. Bank OKE indonesia
29	MCOR	PT. Bank china construction bank indonesia
30	MEGA	Bank mega
31	NISP	PT. Bank OCBC Nisp
32	PNBN	Bank pan indonesia
33	PNBS	PT. Bank Panin dubai syariah

Sektor Lembaga Pembiayaan		
34	ADMF	Adira Dinamika Multi finance Tbk
35	BBLD	Buana Finance Tbk
36	BFIN	BFI Finance Indonesia Tbk
37	CFIN	Clipon Finance Indonesia Tbk
38	HDFA	Radana Bhaskara Finance Tbk
39	IBFN	Intan Baruprana Finance Tbk
40	MFIN	Mandala Multifinance Tbk
41	TIFA	Tifa Finance Tbk
42	VRNA	Verena Multi Finance Tbk
43	WOMF	Wahana Ottamitra Multiartha Tbk
Sektor Perusahaan Efek		
44	AKSI	Majapahit Inti Corpora Tbk
45	APIC	Pasific Startegic Financial Tbk
46	KREN	Kresna Graha Investama Tbk
47	PADI	Minna Padi Investama Tbk
48	PANS	Panin Sekuritas Tbk
49	TRIM	Trimegah Sekuritas Indoneia Tbk
50	YULE	Yulie Sekuritas Indonesia Tbk
Sektor Asuransi		
51	ABDA	Asuransi Bina Dana Artha Tbk
52	AMAG	Asuransi Multi Artha Guna Tbk
53	ASBI	Asuransi Bintang Tbk
54	ASDM	Asuransi Dayin Mitra Tbk
55	ASJT	Asuransi Jaya Tania Tbk
56	ASMI	Asuransi Kresna Mitra Tbk
57	LPGI	Lippo General Insurance Tbk
58	MREI	Maskapai Reasuransi Indonesia Tbk
59	PNIN	Paninvest Tbk

Sumber : Data diolah

LAMPIRAN 2

DAFTAR PENGUNGKAPAN AKUNTANSI SDM

TAHUN 2016

KODE	1	2	3	4	5	6	7	8	9	10	11	12	13	14	15	16	Total	ASDM
AGRO	1		1		1				1	1	1	1			1		8	0,500
AGRS	1		1		1				1	1	1	1					7	0,438
BABP	1		1	1	1	1			1	1	1	1					9	0,563
BACA	1		1	1	1	1			1	1	1	1					9	0,563
BBHI	1		1	1	1	1			1	1	1	1					9	0,563
BBKP	1		1	1	1				1	1	1	1					8	0,500
BBMD	1		1		1				1	1	1	1					7	0,438
BBNI	1		1		1			1	1	1	1	1					8	0,500
BBRI	1		1		1				1	1	1	1	1				8	0,500
BBTN	1		1	1	1	1			1	1	1	1	1				10	0,625
BBYB	1		1		1				1	1	1	1					7	0,438
BCIC	1		1		1	1			1	1	1	1					8	0,500
BDMN	1		1	1	1	1			1	1	1	1	1				10	0,625
BEKS	1		1		1	1			1	1	1	1					8	0,500
BINA	1		1		1	1			1	1	1	1					8	0,500
BJBR	1		1	1	1	1			1	1	1	1					9	0,563
BJTM	1		1		1	1			1	1	1	1					8	0,500
BKSW	1		1		1	1			1	1	1	1					8	0,500
BMAS	1		1		1				1	1	1	1					7	0,438
BMRI	1		1	1	1	1			1	1	1	1					9	0,563
BNBA	1		1		1				1	1	1	1					7	0,438
BNII	1		1		1	1			1	1	1	1					8	0,500
BNLI	1		1		1	1			1	1	1	1					8	0,500
BSIM	1		1	1	1	1			1	1	1	1					9	0,563
BSWD	1		1		1				1	1	1	1					7	0,438
BTPN	1		1	1	1				1	1	1	1					8	0,500


BVIC	1		1		1	1			1	1	1	1					8	0,500
DNAR	1	1	1		1				1	1	1	1					8	0,500
MCOR	1		1		1				1	1	1	1					7	0,438
MEGA	1		1		1				1	1	1	1					7	0,438
NISP	1		1		1				1	1	1	1					7	0,438
PNBN	1		1		1	1			1	1	1	1					8	0,500
PNBS	1		1		1	1			1	1	1	1					8	0,500
ADMF	1		1	1	1				1	1	1	1					8	0,500
BBLD	1		1		1	1			1	1	1	1					8	0,500
BFIN	1		1		1				1	1	1	1					7	0,438
CFIN	1		1	1	1	1			1	1	1	1					9	0,563
HDFA	1		1	1	1				1	1	1	1					8	0,500
IBFN	1		1		1				1	1	1	1					7	0,438
MFIN	1		1		1				1	1	1	1					7	0,438
TIFA	1		1		1				1	1	1	1					6	0,375
VRNA	1		1		1				1	1	1	1					7	0,438
WOMF	1		1		1				1	1	1	1					7	0,438
AKSI	1		1		1					1		1					5	0,313
APIC	1		1		1					1	1	1					6	0,375
KREN	1		1		1				1	1	1	1					7	0,438
PADI	1		1		1				1	1	1	1					7	0,438
PANS	1		1	1	1				1	1	1	1					8	0,500
TRIM	1		1	1	1	1			1	1	1	1					9	0,563
YULE	1		1		1					1	1	1					6	0,375
ABDA	1		1		1				1	1	1	1					7	0,438
AMAG	1		1		1				1	1	1	1					7	0,438
ASBI	1		1		1				1	1	1	1					7	0,438
ASDM	1		1		1				1	1	1	1					7	0,438
ASJT	1		1		1				1	1	1	1					7	0,438
ASMI	1		1		1				1	1	1	1					7	0,438
LPGI	1		1		1				1	1	1	1					7	0,438
MREI	1		1		1				1	1	1	1					7	0,438
PNIN	1		1		1				1	1	1	1					7	0,438

TAHUN 2017

KODE	1	2	3	4	5	6	7	8	9	10	11	12	13	14	15	16	Total	ASDM
AGRO	1		1	1	1	1			1	1	1	1			1		10	0,625
AGRS	1		1		1				1	1	1	1					7	0,438
BABP	1		1	1	1	1			1	1	1	1					9	0,563
BACA	1		1	1	1	1			1	1	1	1					9	0,563
BBHI	1		1		1				1	1	1	1					7	0,438
BBKP	1		1		1				1	1	1	1	1				8	0,500
BBMD	1		1		1				1	1	1	1					7	0,438
BBNI	1		1		1	1			1	1	1	1					8	0,500
BBRI	1		1	1	1				1	1	1	1					8	0,500
BBTN	1		1		1				1	1	1	1	1				8	0,500
BBYB	1		1		1				1	1	1	1					7	0,438
BCIC	1		1		1	1			1	1	1	1					8	0,500
BDMN	1		1	1	1	1			1	1	1	1					9	0,563
BEKS	1		1		1	1			1	1	1	1					8	0,500
BINA	1		1		1	1			1	1	1	1					8	0,500
BJBR	1		1		1	1			1	1	1	1					8	0,500
BJTM	1		1		1	1			1	1	1	1					8	0,500
BKSW	1		1		1	1			1	1	1	1					8	0,500
BMAS	1		1		1	1			1	1	1	1					8	0,500
BMRI	1		1		1	1			1	1	1	1					8	0,500
BNBA	1		1		1				1	1	1	1					7	0,438
BNII	1		1		1	1			1	1	1	1					8	0,500
BNLI	1		1		1				1	1	1	1					7	0,438
BSIM	1		1		1	1			1	1	1	1					8	0,500
BSWD	1		1		1				1	1	1	1					7	0,438

BTPN	1		1		1				1	1	1	1						7	0,438
BVIC	1		1		1				1	1	1	1						7	0,438
DNAR	1		1		1				1	1	1	1						7	0,438
MCOR	1		1		1				1	1	1	1						7	0,438
MEGA	1		1		1				1	1	1	1						7	0,438
NISP	1		1		1				1	1	1	1						7	0,438
PNBN	1		1		1				1	1	1	1						7	0,438
PNBS	1		1		1	1			1	1	1	1						8	0,500
ADMF	1		1		1				1	1	1	1						7	0,438
BBLD	1		1		1				1	1	1	1						7	0,438
BFIN	1		1		1				1	1	1	1						7	0,438
CFIN	1		1		1				1	1	1	1						7	0,438
HDFA	1		1		1				1	1	1	1						6	0,375
IBFN	1		1		1				1	1	1	1						7	0,438
MFIN	1		1		1				1	1	1	1						7	0,438
TIFA	1		1		1				1	1	1	1						7	0,438
VRNA	1		1		1				1	1	1	1						7	0,438
WOMF	1		1		1	1			1	1	1	1						8	0,500
AKSI	1		1		1				1	1	1	1						5	0,313
APIC	1		1		1				1	1	1	1						7	0,438
KREN	1		1		1				1	1	1	1						7	0,438
PADI	1		1		1				1	1	1	1						7	0,438
PANS	1		1	1	1				1	1	1	1						8	0,500
TRIM	1		1		1	1			1	1	1	1						8	0,500
YULE	1		1		1				1	1	1	1						6	0,375
ABDA	1		1		1				1	1	1	1						7	0,438
AMAG	1		1		1				1	1	1	1						7	0,438
ASBI	1		1		1				1	1	1	1						7	0,438
ASDM	1		1		1				1	1	1	1						7	0,438

ASJT	1		1		1				1	1	1	1						7	0,438
ASMI	1		1		1						1	1						5	0,313
LPGI	1		1		1				1	1	1	1						7	0,438
MREI	1		1		1					1	1	1						6	0,375
PNIN	1		1		1				1	1	1	1						7	0,438




TAHUN 2018

KODE	1	2	3	4	5	6	7	8	9	10	11	12	13	14	15	16	Total	ASDM
AGRO	1		1	1	1	1			1	1	1	1			1		10	0,625
AGRS	1		1		1				1	1	1	1					7	0,438
BABP	1		1	1	1				1	1	1	1					8	0,500
BACA	1		1	1	1	1			1	1	1	1					9	0,563
BBHI	1		1	1	1	1			1	1	1	1					9	0,563
BBKP	1		1		1				1	1	1	1	1				8	0,500
BBMD	1		1		1				1	1	1	1					7	0,438
BBNI	1		1		1	1			1	1	1	1					8	0,500
BBRI	1		1	1	1				1	1	1	1	1				9	0,563
BBTN	1		1	1	1				1	1	1	1	1				9	0,563
BBYB	1		1		1				1	1	1	1					7	0,438
BCIC	1		1		1	1			1	1	1	1					8	0,500
BDMN	1		1	1	1	1			1	1	1	1					9	0,563
BEKS	1		1		1	1			1	1	1	1					8	0,500
BINA	1		1		1				1	1	1	1					7	0,438
BJBR	1		1		1	1			1	1	1	1					8	0,500
BJTM	1		1		1	1			1	1	1	1					8	0,500
BKSW	1		1		1				1	1	1	1					7	0,438
BMAS	1		1		1	1				1	1	1					7	0,438
BMRI	1		1	1	1	1			1	1	1	1	1				10	0,625
BNBA	1		1		1				1	1	1	1					7	0,438
BNII	1		1	1	1	1			1	1	1	1					9	0,563
BNLI	1		1		1				1	1	1	1					7	0,438
BSIM	1		1		1	1			1	1	1	1					8	0,500
BSWD	1		1		1				1	1	1	1					7	0,438

BTPN	1		1		1					1	1	1					6	0,375
BVIC	1		1		1	1			1	1	1	1					8	0,500
DNAR	1		1		1				1	1	1	1					7	0,438
MCOR	1		1		1					1	1	1					6	0,375
MEGA	1		1		1					1	1	1					6	0,375
NISP	1		1		1				1	1	1	1					7	0,438
PNBN	1		1		1	1			1	1	1	1					8	0,500
PNBS	1		1		1	1			1	1	1	1					8	0,500
ADMF	1		1	1	1	1			1	1	1	1					9	0,563
BBLD	1		1		1				1	1	1	1					7	0,438
BFIN	1		1		1				1	1	1	1					6	0,375
CFIN	1		1		1				1	1	1	1					7	0,438
HDFA	1		1		1					1	1	1	1				6	0,375
IBFN	1		1		1				1	1	1	1					7	0,438
MFIN	1		1		1				1	1	1	1					7	0,438
TIFA	1		1		1				1	1	1	1					7	0,438
VRNA	1		1		1				1	1	1	1					7	0,438
WOMF	1		1	1	1				1	1	1	1					8	0,500
AKSI	1		1		1					1	1	1					5	0,313
APIC	1		1		1				1	1	1	1					7	0,438
KREN	1		1		1					1	1	1					6	0,375
PADI	1		1		1				1	1	1	1					7	0,438
PANS	1		1	1	1				1	1	1	1					8	0,500
TRIM	1		1		1	1			1	1	1	1					8	0,500
YULE	1		1		1					1	1	1					6	0,375
ABDA	1		1		1				1	1	1	1					7	0,438
AMAG	1		1		1				1	1	1	1					7	0,438
ASBI	1		1		1				1	1	1	1					7	0,438
ASDM	1		1		1				1	1	1	1					7	0,438

ASJT	1		1		1				1	1	1	1					7	0,438
ASMI	1		1		1				1	1	1	1					7	0,438
LPGI	1		1	1	1				1	1	1	1					8	0,500
MREI	1		1		1				1	1	1	1					7	0,438
PNIN	1		1		1				1	1	1	1					7	0,438




TAHUN 2019

KODE	1	2	3	4	5	6	7	8	9	10	11	12	13	14	15	16	Total	ASDM
AGRO	1		1	1	1				1	1	1	1			1		9	0,563
AGRS	1		1	1	1				1	1	1	1					8	0,500
BABP	1		1		1				1	1	1	1					7	0,438
BACA	1		1	1	1	1			1	1	1	1					9	0,563
BBHI	1		1	1	1	1			1	1	1	1					9	0,563
BBKP	1		1		1				1	1	1	1	1				8	0,500
BBMD	1		1		1	1			1	1	1	1					8	0,500
BBNI	1		1	1	1	1			1	1	1	1					9	0,563
BBRI	1		1	1	1	1			1	1	1	1					8	0,500
BBTN	1		1	1	1	1			1	1	1	1	1				9	0,563
BBYB	1		1		1				1	1	1	1					7	0,438
BCIC	1		1		1	1			1	1	1	1					8	0,500
BDMN	1		1	1	1	1			1	1	1	1					9	0,563
BEKS	1		1		1	1			1	1	1	1					8	0,500
BINA	1		1		1	1			1	1	1	1					8	0,500
BJBR	1		1		1				1	1	1	1					7	0,438
BJTM	1		1			1			1	1	1	1					7	0,438
BKSW	1		1		1				1	1	1	1					7	0,438
BMAS	1		1		1					1	1	1					6	0,375
BMRI	1		1	1	1				1	1	1	1					8	0,500
BNBA	1		1		1				1	1	1	1					7	0,438
BNII	1		1		1	1			1	1	1	1					8	0,500
BNLI	1		1		1	1			1	1	1	1					8	0,500
BSIM	1		1		1	1				1	1	1					7	0,438
BSWD	1		1		1				1	1	1	1					7	0,438

BTPN	1		1	1	1	1			1	1	1	1					9	0,563
BVIC	1		1	1	1	1			1		1	1					8	0,500
DNAR	1	1	1		1				1	1	1	1					8	0,500
MCOR	1		1		1					1	1	1					6	0,375
MEGA	1		1		1				1	1	1	1					7	0,438
NISP	1		1	1	1				1	1	1	1					8	0,500
PNBN	1		1		1	1			1	1	1	1					8	0,500
PNBS	1		1		1				1	1	1	1					7	0,438
ADMF	1		1	1	1	1			1	1	1	1					9	0,563
BBLD	1		1		1				1	1	1	1					7	0,438
BFIN	1		1		1				1	1	1	1					7	0,438
CFIN	1		1	1	1	1			1	1	1	1					9	0,563
H DFA	1		1		1	1			1	1	1	1					8	0,500
IBFN	1		1		1				1	1	1	1					7	0,438
MFIN	1		1		1				1	1	1	1					7	0,438
TIFA	1		1		1	1			1	1	1	1					8	0,500
VRNA	1		1		1				1	1	1	1					7	0,438
WOMF	1		1	1	1				1	1	1	1					8	0,500
AKSI	1		1		1					1	1	1					6	0,375
APIC	1		1		1				1	1	1	1					7	0,438
KREN	1		1		1				1	1	1	1					7	0,438
PADI	1		1		1				1	1	1	1					7	0,438
PANS	1		1	1	1				1	1	1	1					8	0,500
TRIM	1		1		1	1			1	1	1	1					8	0,500
YULE	1		1		1					1	1	1					6	0,375
ABDA	1		1		1					1	1	1					6	0,375
AMAG	1		1		1				1	1	1	1					7	0,438
ASBI	1		1		1				1	1	1	1					7	0,438

ASDM	1		1		1	1			1	1	1	1					8	0,500
ASJT	1		1		1				1	1	1	1					7	0,438
ASMI	1		1		1				1	1	1	1					7	0,438
LPGI	1		1		1				1	1	1	1					7	0,438
MREI	1		1		1						1	1					5	0,313
PNIN	1		1		1				1	1	1	1					7	0,438



LAMPIRAN 3

DATA UKURAN PERUSAHAAN

KODE	Total Aset				Ukuran Perusahaan			
	2016	2017	2018	2019	2016	2017	2018	2019
AGRO	11.377.960.721	16.322.593.372	23.313.671.252	27.067.922.912	23,155	23,516	23,872	24,022
AGRS	4.059.950	3.892.516	4.151.151	6.421.844	15,217	15,175	15,239	15,675
BABP	13.057.549	10.706.094	10.854.855	10.607.879	16,385	16,186	16,200	16,177
BACA	14.207.414	16.349.473	18.019.614	18.959.622	16,469	16,610	16,707	16,758
BBHI	2.058.463.040.846	2.458.823.912.630	2.264.172.563.518	2.527.173.168.770	28,353	28,531	28,448	28,558
BBKP	102.778.070	106.442.999	95.643.923	100.264.248	18,448	18,483	18,376	18,423
BBMD	10.587.950.826.941	11.817.844.456.356	12.093.079.368.934	12.900.218.775.263	29,991	30,101	30,124	30,188
BBNI	603.031.880	709.330.084	808.572.011	845.605.208	20,217	20,380	20,511	20,556
BBRI	1.004.801.673	1.127.447.489	1.296.898.292	1.416.758.840	20,728	20,843	20,983	21,072
BBTN	214.168.479	261.365.267	306.436.194	311.776.828	19,182	19,381	19,541	19,558
BBYB	4.134.764.164.784	5.004.795.018.159	4.533.729.146.622	5.123.734.649.117	29,050	29,241	29,143	29,265
BCIC	16.065.303	17.171.181	17.823.669	17.311.597	16,592	16,659	16,696	16,667
BDMN	174.436.521	178.257.092	186.762.189	193.533.970	18,977	18,999	19,045	19,081
BEKS	5.251.398	7.658.924	9.482.130	8.097.328	15,474	15,851	16,065	15,907
BINA	2.359.089	3.123.345	3.854.174	5.262.429	14,674	14,954	15,165	15,476
BJBR	102.318.457	114.980.168	120.191.387	123.536.474	18,444	18,560	18,605	18,632
BJTM	43.032.950	51.518.681	62.689.118	76.715.290	17,577	17,757	17,954	18,156
BKSW	24.372.702	24.635.233	20.486.926	23.021.785	17,009	17,020	16,835	16,952
BMAS	5.481.518.940	6.054.845.282	6.694.023.677	7.569.580.138	22,425	22,524	22,624	22,747
BMRI	1.038.706.009	1.124.700.847	1.202.252.094	1.318.246.335	20,761	20,841	20,907	21,000
BNBA	7.121.173.332.944	7.014.677.335.611	7.297.273.467.260	7.607.653.715.376	29,594	29,579	29,619	29,660
BNII	166.678.902	173.253.491	177.532.858	169.082.830	18,932	18,970	18,995	18,946

BNLI	165.527.512	148.328.370	152.892.866	161.451.259	18,925	18,815	18,845	18,900
BSIM	31.192.626	30.404.078	30.748.742	36.559.556	17,256	17,230	17,241	17,414
BSWD	4.306.073.549.899	4.487.328.861.973	3.896.760.492.444	4.007.412.556.573	29,091	29,132	28,991	29,019
BTPN	91.371.387	95.489.850	101.341.224	181.631.385	18,330	18,375	18,434	19,017
BVIC	25.999.981.283	28.825.608.648	30.172.315.337	30.456.458.802	23,981	24,085	24,130	24,140
DNAR	1.393.224.564.320	2.535.110.634.198	4.535.870.062.789	5.108.848.026.690	27,963	28,561	29,143	29,262
MCOR	12.257.391	17.788.738	15.992.475	18.893.684	16,322	16,694	16,588	16,754
MEGA	70.531.682	82.297.010	83.761.947	100.803.831	18,072	18,226	18,243	18,429
NISP	138.196.341	153.773.957	173.582.894	180.706.987	18,744	18,851	18,972	19,012
PNBN	199.175.053	213.541.797	207.204.418	211.287.370	19,110	19,179	19,149	19,169
PNBS	8.757.963.603	8.629.275.047	8.771.057.795	11.135.824.845	22,893	22,878	22,895	23,133
ADMF	27.643.104	29.492.441	31.496.441	35.116.853	17,135	17,200	17,265	17,374
BBLD	3.629.038	4.367.934	5.019.046	5.051.402	15,104	15,290	15,429	15,435
BFIN	12.476.256	16.483.273	19.117.305	19.089.633	16,339	16,618	16,766	16,765
CFIN	6.744.190.348	9.890.847.326	11.103.279.117	12.117.478.069	22,632	23,015	23,131	23,218
HDFA	3.603.905.352	3.850.636.684	2.260.886.445	1.191.295.498	22,005	22,072	21,539	20,898
IBFN	2.436.413.002.802	2.108.617.037.867	1.903.156.719.120	1.496.592.305.574	28,522	28,377	28,275	28,034
MFIN	3.562.235	3.215.185	3.621.664	4.726.154	15,086	14,983	15,102	15,369
TIFA	1.403.237.354	1.631.976.839	1.514.968.848	1.212.066.160	21,062	21,213	21,139	20,916
VRNA	1.790.467.066	1.750.439.904	1.565.490.561	2.652.723.126	21,306	21,283	21,171	21,699
WOMF	6.670.916	7.745.732	8.827.307	8.271.307	15,713	15,863	15,993	15,928
AKSI	75.669.406.031	115.244.595.498	275.005.973.287	285.177.567.739	25,050	25,470	26,340	26,376
APIC	1.872.344.451.121	2.393.353.176.663	2.899.698.787.496	3.652.947.899.746	28,258	28,504	28,696	28,927
KREN	1.263.115.359.047	2.004.213.149.090	3.515.345.289.422	4.304.816.122.779	27,865	28,326	28,888	29,091
PADI	471.888.549.139	507.913.387.670	543.334.863.433	418.394.702.709	26,880	26,954	27,021	26,760
PANS	2.377.372.434.074	2.630.317.826.033	2.262.123.066.186	2.332.899.849.906	28,497	28,598	28,447	28,478
TRIM	1.570.230.748	3.183.416.554	2.672.016.838	3.050.556.600	21,174	21,881	21,706	21,839
YULE	53.108.129.870	360.518.717.905	396.216.439.908	412.379.233.821	24,696	26,611	26,705	26,745
ABDA	2.813.838.947	2.966.605.878	2.890.427.512	2.579.654.391	21,758	21,811	21,785	21,671

AMAG	3.436.388.457	3.886.960.940	4.280.729.979	4.626.630.367	21,958	22,081	22,177	22,255
ASBI	525.898.830	738.183.660	874.472.888	857.520.585	20,081	20,420	20,589	20,570
ASDM	1.063.856.088	1.076.575.416	1.061.398.832	1.158.038.755	20,785	20,797	20,783	20,870
ASJT	427.049.477.330	446.108.163.202	478.439.333.039	447.670.324.778	26,780	26,824	26,894	26,827
ASMI	617.651.155.745	858.490.283.480	969.866.560.976	975.687.462.693	27,149	27,478	27,600	27,606
LPGI	2.300.958.312.318	2.363.109.344.956	2.485.186.649.117	2.423.706.043.201	28,464	28,491	28,541	28,516
MREI	1.833.551.441.321	2.879.988.599.056	3.426.618.296.227	3.915.599.148.016	28,237	28,689	28,863	28,996
PNIN	27.187.614	28.895.992	30.209.054	32.244.734	17,118	17,179	17,224	17,289



LAMPIRAN 4
DATA PROFITABILITAS

KODE	Laba Bersih				Pendapatan bersih				NPM			
	2016	2017	2018	2019	2016	2017	2018	2019	2016	2017	2018	2019
AGRO	103.003.152	140.495.535	204.212.623	51.061.421	128.506.823	176.705.343	291.694.144	71.492.585	0,802	0,795	0,700	0,714
AGRS	3.389	-8.319	-31.122	-248.836	6.263	-7.319	-67.474	-281.127	0,541	1,137	0,461	0,885
BABP	9.349	-685.193	57.021	20.433	52.758	-917.000	80.197	63.781	0,177	0,747	0,711	0,320
BACA	93.457	86.140	106.500	15.884	133.283	123.332	157.538	32.752	0,701	0,698	0,676	0,485
BBHI	7.087.033.127	10.362.325.458	-123.143.307.730	-36.549.663.189	8.211.600.068	14.125.524.113	-117.142.081.352	-48.867.531.800	0,863	0,734	1,051	0,748
BBKP	176.490	135.901	189.970	216.749	476.571	121.583	144.887	95.698	0,370	1,118	1,311	2,265
BBMD	179.261.192.508	264.240.776.371	265.862.564.725	247.573.726.183	239.185.465.409	353.016.706.119	359.886.251.049	331.700.616.286	0,749	0,749	0,739	0,746
BBNI	11.410.196	13.770.592	15.091.763	15.508.583	14.229.332	17.222.663	19.599.399	19.486.623	0,802	0,800	0,770	0,796
BBRI	26.227.991	29.044.334	32.418.486	34.413.825	33.964.542	36.805.834	41.725.877	43.431.933	0,772	0,789	0,777	0,792
BBTN	2.618.905	3.027.466	2.807.823	209.263	3.352.232	3.891.903	3.593.800	521.773	0,781	0,778	0,781	0,401
BBYB	67.987.148.832	14.420.412.639	-136.988.450.929	16.002.797.471	93.709.818.569	19.308.069.603	-138.528.883.204	19.732.680.912	0,726	0,747	0,989	0,811
BCIC	-718.722	121.534	-401.101	49.495	-470.640	112.985	-305.175	11.558	1,527	1,076	1,314	4,282
BDMN	2.792.722	3.828.097	4.107.068	4.240.671	4.934.212	5.585.514	5.158.037	3.273.520	0,566	0,685	0,796	1,295
BEKS	-405.123	-76.285	-100.131	-137.559	-510.373	-103.894	-134.922	-180.078	0,794	0,734	0,742	0,764
BINA	18.236	18.340	11.395	7.115	22.871	24.206	16.935	9.940	0,797	0,758	0,673	0,716
BJBR	1.153.225	1.211.405	1.552.396	1.564.492	1.520.309	1.700.639	2.058.397	2.059.493	0,759	0,712	0,754	0,760
BJTM	1.028.216	1.159.370	1.260.308	1.376.505	1.451.582	1.642.807	1.705.921	1.796.579	0,708	0,706	0,739	0,766
BKSW	-650.333	-789.803	14.568	5.277	-862.611	-947.687	25.712	4.147	0,754	0,833	0,567	1,272
BMAS	68.157.510	69.497.192	71.013.866	59.746.814	91.578.811	91.751.458	69.971.028	83.267.006	0,744	0,757	1,015	0,718
BMRI	14.650.163	21.443.042	25.851.937	28.455.592	18.612.727	27.169.751	33.905.797	36.451.514	0,787	0,789	0,762	0,781
BNBA	78.759.737.169	89.548.095.470	92.897.864.488	51.167.901.115	105.496.136.135	120.963.317.484	125.987.041.740	70.833.761.134	0,747	0,740	0,737	0,722
BNII	1.967.276	1.860.845	2.262.245	1.924.180	2.589.259	2.504.221	3.032.936	2.576.866	0,760	0,743	0,746	0,747

BNLI	-6.483.084	748.433	901.252	1.500.420	-8.634.034	951.132	1.219.227	2.010.735	0,751	0,787	0,739	0,746
BSIM	370.651	318.923	50.472	6.752	493.630	407.459	75.863	81.893	0,751	0,783	0,665	0,082
BSWD	-505.002.023.048	-127.084.937.316	9.879.658.315	30.952.161.285	-573.993.219.183	-44.728.321.608	15.318.491.180	19.431.568.811	0,880	2,841	0,645	1,593
BTPN	1.875.846	1.421.940	2.128.064	2.992.418	2.609.716	1.978.426	2.947.756	4.032.519	0,719	0,719	0,722	0,742
BVIC	100.360.474	136.090.761	79.081.921	-13.764.500	85.261.861	138.080.301	97.168.243	-17.053.600	1,177	0,986	0,814	0,807
DNAR	-18.396.295.155	16.558.746.207	26.027.552.022	-16.922.035.161	-19.501.014.994	18.670.562.153	8.078.948.471	-9.101.845.473	0,943	0,887	3,222	1,859
MCOR	22.178	49.899	89.860	78.967	75.896	73.653	128.567	114.488	0,292	0,677	0,699	0,690
MEGA	1.158.000	1.300.043	1.599.347	2.002.733	1.470.563	1.604.085	1.952.933	2.549.112	0,787	0,810	0,819	0,786
NISP	1.789.900	2.175.824	2.638.064	2.939.243	2.342.461	2.877.527	3.486.447	3.887.741	0,764	0,756	0,757	0,756
PNBN	2.518.048	2.008.437	3.187.157	3.498.299	3.207.163	2.898.771	4.375.093	4.416.192	0,785	0,693	0,728	0,792
PNBS	19.540.914	-968.851.297	20.788.229	13.017.991	27.495.027	-962.121.876	4.082.879	18.550.506	0,711	1,007	5,092	0,702
ADMF	1.009.351	1.409.150	1.815.263	2.108.691	1.716.091	2.121.962	2.484.569	2.879.136	0,588	0,664	0,731	0,732
BBLD	53.421	66.433	57.571	59.269	71.199	88.320	76.912	78.389	0,750	0,752	0,749	0,756
BFIN	798.365	1.487.510	1.467.794	711.682	1.024.146	1.487.786	1.840.099	1.092.253	0,780	1,000	0,798	0,652
CFIN	205.361.683	236.275.300	305.137.586	361.596.020	275.911.993	333.959.531	412.306.249	486.666.547	0,744	0,707	0,740	0,743
HDFA	25.630.210	17.888.109	-281.784.174	-199.710.066	28.894.909	21.578.587	-341.593.769	-201.740.363	0,887	0,829	0,825	0,990
IBFN	-238.960.805.437	-215.596.061.511	-166.073.761.626	-117.932.115.076	-317.174.848.151	-286.744.312.211	-179.219.824.637	-147.407.836.405	0,753	0,752	0,927	0,800
MFIN	255.284	332.932	333.346	377.084	338.967	441.643	445.604	513.860	0,753	0,754	0,748	0,734
TIFA	17.597.039	23.010.364	27.836.632	33.033.880	24.158.725	30.862.767	37.068.150	43.774.068	0,728	0,746	0,751	0,755
VRNA	6.466.411	7.552.215	-192.758.906	1.771.684	9.307.775	10.329.935	-193.294.075	3.809.750	0,695	0,731	0,997	0,465
WOMF	60.303	180.665	215.183	259.671	34.676	241.752	287.163	371.066	1,739	0,747	0,749	0,700
AKSI	3.026.355.290	14.754.356.376	26.482.339.033	4.177.237.649	2.982.014.943	15.113.167.962	39.555.257.654	45.637.471.158	1,015	0,976	0,670	0,092
APIC	70.359.467.436	124.845.204.692	70.399.722.671	102.897.273.401	85.334.297.854	148.123.304.960	114.259.534.376	184.180.513.525	0,825	0,843	0,616	0,559
KREN	165.060.331.953	296.005.694.313	728.819.902.558	406.374.334.888	150.602.762.253	319.802.499.609	751.854.828.802	447.125.573.418	1,096	0,926	0,969	0,909
PADI	-9.633.987.993	50.717.989.744	21.211.928.013	-113.538.871.503	-13.352.646.299	45.381.627.574	-27.915.291.845	-111.708.496.244	0,722	1,118	-0,760	1,016
PANS	259.502.260.167	179.754.464.532	86.726.139.885	128.879.246.548	338.842.312.182	226.472.200.456	155.426.110.489	196.492.598.548	0,766	0,794	0,558	0,656
TRIM	46.521.984	54.200.004	59.745.134	64.871.448	99.141.697	103.457.297	134.871.233	143.686.887	0,469	0,524	0,443	0,451
YULE	-1.532.438.232	-4.588.524.953	11.079.989.690	44.968.611.664	-2.411.163.789	-2.161.179.588	-5.286.046.839	33.663.368.424	0,636	2,123	-2,096	1,336
ABDA	173.481.650	160.822.141	69.110.393	87.524.342	197.206.138	165.019.709	74.793.221	108.601.446	0,880	0,975	0,924	0,806

AMAG	130.306.422	123.189.910	28.246.915	73.060.310	138.846.826	135.713.877	54.333.348	78.933.529	0,938	0,908	0,208	0,926
ASBI	15.304.781	13.511.398	13.936.519	8.009.060	120.291.628	145.602.447	153.064.361	133.154.950	0,127	0,093	0,091	0,060
ASDM	39.050.842	40.277.850	38.058.850	27.839.061	47.196.242	49.820.399	49.028.601	33.647.050	0,827	0,808	0,776	0,827
ASJT	23.701.257.939	22.671.689.194	25.020.327.176	1.223.750.496	26.340.089.269	24.864.419.813	24.925.788.597	643.924.407	0,900	0,912	1,004	1,900
ASMI	41.755.380.041	52.743.811.762	69.900.405.337	9.408.511.340	44.796.970.948	53.820.965.369	71.761.034.881	8.260.755.476	0,932	0,980	0,974	1,139
LPGI	83.158.110.807	91.874.383.925	68.687.123.783	80.002.543.527	85.931.797.552	96.799.303.814	78.093.636.746	87.774.030.433	0,968	0,949	0,880	0,911
MREI	145.829.529.481	161.075.507.586	140.867.155.045	179.282.076.899	130.055.075.710	193.010.930.847	159.750.933.325	194.709.181.614	1,121	0,835	0,882	0,921
PNIN	2.395.155	1.863.488	2.140.377	2.292.573	2.310.936	1.889.888	2.142.497	2.295.789	1,036	0,986	0,999	0,999



LAMPIRAN 5

DATA UMUR PERUSAHAAN

KODE	Tahun Listing	Umur			
		2016	2017	2018	2019
AGRO	2003	13	14	15	16
AGRS	2014	2	3	4	5
BABP	2002	14	15	16	17
BACA	2007	9	10	11	12
BBHI	2015	1	2	3	4
BBKP	2006	10	11	12	13
BBMD	2013	3	4	5	6
BBNI	1996	20	21	22	23
BBRI	2003	13	14	15	16
BBTN	2009	7	8	9	10
BBYB	2015	1	2	3	4
BCIC	1997	19	20	21	22
BDMN	1989	27	28	29	30
BEKS	2001	15	16	17	18
BINA	2014	2	3	4	5
BJBR	2010	6	7	8	9
BJTM	2012	4	5	6	7
BKSW	2002	14	15	16	17
BMAS	2013	3	4	5	6
BMRI	2003	13	14	15	16
BNBA	1999	17	18	19	20
BNII	1989	27	28	29	30
BNLI	1990	26	27	28	29
BSIM	2010	6	7	8	9
BSWD	2002	14	15	16	17
BTPN	2008	8	9	10	11
BVIC	1999	17	18	19	20
DNAR	2014	2	3	4	5
MCOR	2007	9	10	11	12
MEGA	2000	16	17	18	19
NISP	1994	22	23	24	25
PNBN	1982	34	35	36	37
PNBS	2014	2	3	4	5
ADMF	2004	12	13	14	15
BBLD	1990	26	27	28	29
BFIN	1993	23	24	25	26
CFIN	1990	26	27	28	29
H DFA	2011	5	6	7	8
IBFN	2014	2	3	4	5
MFIN	2005	11	12	13	14
TIFA	2011	5	6	7	8
VRNA	2008	8	9	10	11
WOMF	2004	12	13	14	15
AKSI	2001	15	16	17	18
APIC	2002	14	15	16	17

KREN	2002	14	15	16	17
PADI	2012	4	5	6	7
PANS	2000	16	17	18	19
TRIM	2000	16	17	18	19
YULE	2004	12	13	14	15
ABDA	1989	27	28	29	30
AMAG	2005	11	12	13	14
ASBI	1989	27	28	29	30
ASDM	1989	27	28	29	30
ASJT	2003	13	14	15	16
ASMI	2014	2	3	4	5
LPGI	1997	19	20	21	22
MREI	1989	27	28	29	30
PNIN	1983	33	34	35	36




LAMPIRAN 6

DATA DIVERSIFIKASI PRODUK

KODE	Diversifikasi Produk			
	2016	2017	2018	2019
AGRO	4	4	4	4
AGRS	4	4	4	4
BABP	2	3	3	3
BACA	3	3	3	3
BBHI	2	2	2	2
BBKP	4	4	4	4
BBMD	3	3	3	3
BBNI	4	4	6	6
BBRI	4	4	4	4
BBTN	4	3	2	2
BBYB	6	6	6	4
BCIC	6	6	6	6
BDMN	6	6	6	6
BEKS	5	5	5	5
BINA	2	2	2	2
BJBR	4	2	2	2
BJTM	4	4	3	3
BKSW	2	2	2	2
BMAS	6	6	6	6
BMRI	3	4	4	4
BNBA	4	4	4	4
BNII	3	3	3	3
BNLI	3	3	3	3
BSIM	3	3	3	3
BSWD	2	2	2	2
BTPN	5	5	5	5
BVIC	2	2	2	2
DNAR	3	3	3	3
MCOR	3	2	2	2
MEGA	4	4	4	4
NISP	2	2	2	2
PNBN	5	5	5	5
PNBS	7	7	7	7
ADMF	3	3	3	3
BBLD	3	3	3	3
BFIN	2	2	3	3
CFIN	3	3	3	3
H DFA	4	6	6	6
IBFN	2	2	2	2
MFIN	6	6	6	6
TIFA	2	2	2	2
VRNA	2	2	2	2
WOMF	3	4	4	4
AKSI	2	2	2	2
APIC	3	4	4	4

KREN	2	2	2	2
PADI	3	3	3	3
PANS	5	5	5	5
TRIM	3	5	5	5
YULE	2	2	2	2
ABDA	5	5	5	5
AMAG	5	5	5	5
ASBI	6	6	6	6
ASDM	6	6	6	6
ASJT	2	2	2	2
ASMI	4	4	4	4
LPGI	2	2	2	2
MREI	3	3	3	3
PNIN	2	2	2	2



LAMPIRAN 7

DATA KONSENTRASI KEPEMILIKAN

KODE	Konsentrasi Kepemilikan (%)			
	2016	2017	2018	2019
AGRO	87,23	86,82	87,10	87,10
AGRS	82,59	82,59	82,59	96,06
BABP	39,50	46,09	45,09	50,43
BACA	54,07	54,08	54,28	57,48
BBHI	72,66	75,14	73,71	73,71
BBKP	40,48	40,48	34,20	40,43
BBMD	89,44	89,44	89,44	89,44
BBNI	60,00	60,00	60,00	60,00
BBRI	56,75	56,75	56,75	56,75
BBTN	60,00	60,00	60,00	60,00
BBYB	39,90	39,23	41,16	34,03
BCIC	95,93	96,18	96,18	86,68
BDMN	67,37	52,93	40,00	94,10
BEKS	51,00	51,00	51,00	51,00
BINA	28,99	22,47	22,47	22,47
BJBR	38,26	38,26	38,18	38,18
BJTM	51,37	51,27	51,25	51,17
BKSW	82,59	90,96	92,48	92,48
BMAS	72,00	62,01	62,01	62,01
BMRI	60,00	60,00	60,00	60,00
BNBA	45,45	45,45	45,45	45,45
BNII	45,02	45,02	45,02	45,02
BNLI	44,56	44,56	44,56	44,56
BSIM	56,06	55,59	55,59	59,77
BSWD	76,00	76,84	76,00	76,00
BTPN	40,00	40,00	39,92	92,43
BVIC	45,43	45,43	46,38	46,29
DNAR	40,00	99,00	99,00	93,66
MCOR	60,00	60,00	60,00	60,00
MEGA	57,82	57,82	58,02	58,02
NISP	85,08	85,08	85,08	85,10
PNBN	46,04	46,04	46,04	46,04
PNBS	51,61	44,69	53,70	53,70
ADMF	92,07	92,07	92,07	92,07
BBLD	67,60	67,60	67,60	67,60
BFIN	50,91	42,80	42,80	42,80
CFIN	51,49	51,49	51,49	51,49
H DFA	70,78	70,78	70,78	53,34
IBFN	62,90	62,89	55,07	58,30
MFIN	70,42	70,42	70,42	70,42
TIFA	38,61	38,61	38,61	38,61
VRNA	42,87	57,54	57,54	67,44
WOMF	68,55	68,55	68,55	68,55
AKSI	57,80	98,50	98,25	92,46
APIC	41,90	41,89	41,89	45,72

KREN	64,64	67,95	60,74	57,24
PADI	80,83	70,36	80,42	96,50
PANS	40,25	40,25	40,25	40,25
TRIM	49,23	49,23	49,23	49,23
YULE	52,44	85,94	88,10	88,10
ABDA	51,26	62,33	62,33	62,33
AMAG	80,00	80,00	80,00	80,00
ASBI	35,46	35,46	35,46	35,46
ASDM	73,33	73,33	73,33	73,33
ASJT	87,61	77,40	77,39	77,39
ASMI	63,20	63,50	77,65	72,63
LPGI	58,87	65,79	65,79	65,79
MREI	46,21	58,75	58,75	65,16
PNIN	29,71	29,71	29,71	29,71




LAMPIRAN 8

DATA UKURAN DEWAN KOMISARIS

KODE	Jumlah Dewan Komisaris			
	2016	2017	2018	2019
AGRO	4	4	3	3
AGRS	3	2	2	4
BABP	3	3	3	3
BACA	3	2	3	3
BBHI	3	3	3	3
BBKP	7	7	8	9
BBMD	4	4	4	4
BBNI	8	8	9	8
BBRI	9	9	8	8
BBTN	7	8	9	6
BBYB	4	4	4	4
BCIC	6	6	4	4
BDMN	6	6	8	8
BEKS	4	4	3	2
BINA	3	3	3	3
BJBR	5	5	2	5
BJTM	5	5	4	6
BKSW	6	6	6	6
BMAS	2	3	2	2
BMRI	8	8	8	8
BNBA	3	3	3	3
BNII	6	6	6	6
BNLI	8	8	8	8
BSIM	3	3	3	3
BSWD	4	4	4	4
BTPN	5	5	5	5
BVIC	4	4	3	3
DNAR	4	2	2	3
MCOR	3	5	4	4
MEGA	4	5	5	5
NISP	8	8	8	9
PNBN	6	6	4	5
PNBS	6	3	3	3
ADMF	6	6	6	6
BBLD	2	3	4	4
BFIN	6	7	7	7
CFIN	4	3	4	4
H DFA	3	3	3	6
IBFN	2	2	3	3
MFIN	2	2	2	2
TIFA	4	4	4	4
VRNA	3	3	6	6
WOMF	5	5	5	5
AKSI	3	3	2	2
APIC	2	2	2	2

KREN	4	3	2	2
PADI	2	2	2	2
PANS	6	6	6	5
TRIM	3	4	4	3
YULE	2	2	2	2
ABDA	4	5	4	4
AMAG	4	4	4	4
ASBI	6	6	7	5
ASDM	4	4	4	4
ASJT	3	3	3	4
ASMI	4	4	4	3
LPGI	4	3	2	3
MREI	3	3	3	3
PNIN	2	2	2	2



LAMPIRAN 9

HASIL OLAH DATA

Hasil Analisis Statistik Deskriptif Per Sektor Keuangan

PERBANKAN	N	Minimum	Maximum	Mean	Std. Deviasi
Size	132	14.674	30.188	20.70103	4.586469
Profitabilitas	132	0.082	5.092	0.88948	0.606227
Umur	132	1	37	13.5	8.697
Diversifikasi Produk	132	2	7	3.7	1.43
Konsentrasi Kepemilikan	132	0.225	0.99	0.5991	0.190607
Dewan Komisaris	132	2	9	4.85	2.066
ASDM	132	0.313	0.625	0.48227	0.060041
LEMBAGA PEMBIAYAAN					
Size	40	14.983	28.522	19.5566	4.097926
Profitabilitas	40	0.465	1.739	0.78603	0.183201
Umur	40	2	29	14.5	8.656
Diversifikasi Produk	40	2	6	3.28	1.414
Konsentrasi Kepemilikan	40	0.386	0.921	0.61617	0.150775
Dewan Komisaris	40	2	7	4.15	1.594
ASDM	40	0.313	0.563	0.45348	0.054343
PERUSAHAAN EFEK					
Size	28	21.174	29.091	26.59939	2.379857
Profitabilitas	28	-2.096	2.123	0.65186	0.714233
Umur	28	4	19	14.5	4.123
Diversifikasi Produk	28	2	5	3.18	1.249
Konsentrasi Kepemilikan	28	0.403	0.985	0.632	0.207456
Dewan Komisaris	28	2	6	2.93	1.359
ASDM	28	0.313	0.563	0.40204	0.080444
PERUSAHAAN ASURANSI					
Size	36	17.118	28.996	23.75433	3.996635
Profitabilitas	36	0.06	1.9	0.8445	0.347102
Umur	36	2	36	22.17	9.723
Diversifikasi Produk	36	2	6	3.89	1.617
Konsentrasi Kepemilikan	36	0.297	0.876	0.60953	0.176691
Dewan Komisaris	36	2	7	3.69	1.142
ASDM	36	0.188	0.5	0.41014	0.062391

Hasil Uji Kolmogorov-Smirnov

One-Sample Kolmogorov-Smirnov Test

		Unstandardized Residual
N		236
Normal Parameters ^{a,b}	Mean	0E-7
	Std. Deviation	,07681529
Most Extreme Differences	Absolute	,057
	Positive	,041
	Negative	-,057
Kolmogorov-Smirnov Z		,881
Asymp. Sig. (2-tailed)		,420

a. Test distribution is Normal.

b. Calculated from data.

Hasil Uji Heteroskedastisitas

Coefficients^a

Model		Unstandardized Coefficients		Standardized Coefficients	t	Sig.
		B	Std. Error	Beta		
1	(Constant)	,034	,025		1,340	,181
	Size	,000	,001	,022	,311	,756
	Profitabilitas	-,001	,003	-,030	-,454	,650
	Umur	,000	,000	,033	,477	,634
	Diversifikasi Produk	,003	,002	,114	1,711	,088
	Konsentrasi Kepemilikan	-,004	,018	-,016	-,241	,810
	Dewan Komisaris	,002	,002	,063	,875	,382

a. Dependent Variable: Abs

Hasil Uji Autokolerasi

Model Summary^b

Model	R	R Square	Adjusted R Square	Std. Error of the Estimate	Durbin-Watson
1	,524 ^a	,275	,256	,071903	2,039

a. Predictors: (Constant), Diversifikasi Produk, Profitabilitas, Konsentrasi Kepemilikan, Dewan Komisaris, Size

b. Dependent Variable: ASDM

Hasil Uji Multikolinearitas

Coefficients^a

Model		Unstandardized Coefficients		Standardized Coefficients	t	Sig.	Collinearity Statistics	
		B	Std. Error	Beta			Tolerance	VIF
1	(Constant)	,459	,040		11,390	,000		
	Size	-,003	,001	-,175	-2,610	,010	,830	1,205
	Profitabilitas	-,005	,005	-,071	-1,149	,252	,978	1,022
	Umur	-,001	,001	-,112	-1,734	,084	,890	1,124
	Diversifikasi Produk	,007	,003	,135	2,188	,030	,971	1,030
	Konsentrasi Kepemilikan	-,032	,028	-,070	-1,132	,259	,962	1,040
	Dewan Komisaris	,010	,003	,232	3,473	,001	,833	1,201

a. Dependent Variable: ASDM

REGRESI

Variables Entered/Removed^a

Model	Variables Entered	Variables Removed	Method
1	Dewan Komisaris, Profitabilitas, Konsentrasi Kepemilikan, Diversifikasi Produk, Umur, Size ^b	.	Enter

a. Dependent Variable: ASDM

b. All requested variables entered.

Model Summary^b

Model	R	R Square	Adjusted R Square	Std. Error of the Estimate	Durbin-Watson
1	,524 ^a	,275	,256	,071903	2,039

a. Predictors: (Constant), Diversifikasi Produk, Profitabilitas, Konsentrasi Kepemilikan, Dewan Komisaris, Size

b. Dependent Variable: ASDM

ANOVA^a

Model		Sum of Squares	df	Mean Square	F	Sig.
1	Regression	,241	6	,040	6,635	,000 ^b
	Residual	1,387	229	,006		
	Total	1,628	235			

a. Dependent Variable: ASDM

b. Predictors: (Constant), Dewan Komisaris, Profitabilitas, Konsentrasi Kepemilikan, Diversifikasi Produk, Umur, Size

Coefficients^a

Model		Unstandardized Coefficients		Standardized Coefficients	t	Sig.
		B	Std. Error	Beta		
1	(Constant)	,459	,040		11,390	,000
	Size	-,003	,001	-,175	-2,610	,010
	Profitabilitas	-,005	,005	-,071	-1,149	,252
	Umur	-,001	,001	-,112	-1,734	,084
	Diversifikasi Produk	,007	,003	,135	2,188	,030
	Konsentrasi Kepemilikan	-,032	,028	-,070	-1,132	,259
	Dewan Komisaris	,010	,003	,232	3,473	,001

a. Dependent Variable: ASDM

LAMPIRAN 10
HASIL PLAGIARISM

Similarity Report

PAPER NAME

17.G1.0065.docx

WORD COUNT

14997 Words

CHARACTER COUNT

86606 Characters

PAGE COUNT

99 Pages

FILE SIZE

1.5MB

SUBMISSION DATE

Jul 6, 2022 9:48 AM GMT+7

REPORT DATE

Jul 6, 2022 9:50 AM GMT+7

● **19% Overall Similarity**

The combined total of all matches, including overlapping sources, for each database.

- 19% Internet database
- 3% Publications database
- Crossref database
- Crossref Posted Content database
- 7% Submitted Works database

● **Excluded from Similarity Report**

- Bibliographic material
- Quoted material
- Cited material
- Small Matches (Less than 10 words)
- Manually excluded text blocks

Summary