

Lampiran 1

Tabel Penelitian Terdahulu

No	Peneliti	Judul dan Jurnal	Variabel yang Diteliti	Data Penelitian	Alat Analisis	Hasil Penelitian
1	Nadya Marsha dan Isrochmani Murtaqi (2017)	<i>The Effect Of Financial Ratios On Firm Value In The Food And Beverage Sector Of The IDX</i>	ROA, CR,dan <i>Acid Test Ratio</i> ,	14 Perusahaan Makanan dan Minuman tahun 2010-2014	analisis regresi berganda	ROA dan CR, memiliki hubungan positif signifikan dengan Nilai Perusahaan, sedangkan <i>Acid Test Ratio</i> memiliki hubungan negatif signifikan
2	Rika Astrinika (2017)	Pengaruh <i>Corporate Social Responsibility</i> Dan Mekanisme <i>Corporate Governance</i> Terhadap Nilai Perusahaan (Studi Empiris Pada Perusahaan Manufaktur Yang Terdaftar Di Bursa Efek Indonesia)	CSRI, Kepemilikan Institusional, Dewan Komisaris, dan Komite Audit	137 Perusahaan Manufaktur yang Terdaftar di BEI tahun 2011-2015	Uji asumsi klasik, analisis regresi linear	(1) <i>Corporate social responsibility</i> berpengaruh positif dan signifikan terhadap nilai perusahaan. (2) Kepemilikan manajerial berpengaruh positif dan tidak signifikan terhadap nilai perusahaan. (3) Kepemilikan institusional berpengaruh negatif dan tidak

						<p>signifikan terhadap nilai perusahaan.</p> <p>(4) Dewan komisaris independen berpengaruh positif dan signifikan terhadap nilai perusahaan.</p> <p>(5) Komite audit berpengaruh positif dan signifikan terhadap nilai perusahaan</p>
3	Natasha Vacarel Purnomo (2021)	Analisis Pengaruh Kinerja Keuangan Terhadap Nilai Perusahaan Dengan Pengungkapan <i>Corporate Social Responsibility</i> Sebagai Variabel Pemoderasi	CSR, CR, <i>ROE</i> , <i>DER</i> , dan TATO	553 Perusahaan Manufaktur tahun 2015-2019	<i>Moderating Regression Analysis</i> (MRA).	<p>(1) <i>Current Ratio</i> (CR) berpengaruh negatif terhadap nilai perusahaan sedangkan <i>Return On Equity</i> (ROE), <i>Debt to Equity Ratio</i> (DER), dan <i>Total Asset Turnover</i> (TATO) tidak berpengaruh terhadap nilai perusahaan. (2) Pengungkapan <i>Corporate Social Responsibility</i> dapat memoderasi pengaruh kinerja keuangan dengan proksi <i>Current Ratio</i> (CR) terhadap nilai perusahaan</p>

						sedangkan pengungkapan Corporate Social Responsibility tidak dapat memoderasi pengaruh kinerja keuangan dengan proksi <i>Return On Equity (ROE)</i> , <i>Debt to Equity Ratio (DER)</i> , dan <i>Total Asset Turnover (TATO)</i> terhadap nilai perusahaan
4	Winda Yuliana (2017)	Pengaruh Rasio Keuangan Dan Corporate Social Responsibility Terhadap Nilai Perusahaan.	CSR, CR, <i>ROE, DER</i> , dan TATO	110 Perusahaan Industri Consumer Goods di BEI tahun 2010-2014	Analisis Regresi Linear Berganda	<i>Current ratio (CR)</i> berpengaruh positif terhadap nilai perusahaan, namun secara statistik tidak signifikan. <i>Return on equity (ROE)</i> berpengaruh positif signifikan terhadap nilai perusahaan. <i>Debt to equity ratio (DER)</i> berpengaruh positif signifikan terhadap nilai perusahaan. <i>Total asset turnover ratio (TATO)</i> berpengaruh negatif terhadap nilai perusahaan, namun secara statistik tidak signifikan. <i>Corporate</i>

						<p><i>social responsibility (CSR)</i> berpengaruh positif signifikan terhadap nilai perusahaan. Secara keseluruhan ROE, DER, dan CSR berpengaruh positif signifikan terhadap nilai perusahaan.</p>
5	Lulu Meivinia (2018)	Pengaruh Likuiditas, Profitabilitas, Struktur Modal, Dan Suku Bunga Terhadap Nilai Perusahaan	PBV, CR, ROA, DER, dan BI Rate	28 Perusahaan sektor pertambangan 2012-2016	Regresi <i>Least Square</i>	<p>Likuiditas tidak berpengaruh signifikan terhadap nilai perusahaan, profitabilitas berpengaruh signifikan negatif terhadap nilai perusahaan, struktur modal tidak berpengaruh signifikan terhadap nilai perusahaan, dan suku bunga sebagai variabel moderasi memperkuat hubungan antara profitabilitas terhadap nilai perusahaan.</p>

6	Damar Adriawan (2015)	Pengaruh Corporate Social Responsibility dan Kinerja Keuangan terhadap Return Saham Perusahaan yang Tergabung di Jakarta Islamic Index	<i>Return Saham, CSR, ROE, dan DTA</i>	10 perusahaan yang terdaftar di <i>Jakarta Islamic Index</i> tahun 2009-2013	<i>Ordinary Least Square (OLS)</i>	<ol style="list-style-type: none"> 1. CSR berpengaruh positif signifikan terhadap <i>return</i> saham perusahaan 2. ROE berpengaruh positif signifikan terhadap <i>return</i> saham perusahaan 3. DTA berpengaruh negatif signifikan terhadap <i>return</i> saham perusahaan
7	Cornelia Erviana P.W dan Andreas Lako (2018)	Faktor-Faktor Yang Mempengaruhi Kinerja Harga Saham Dengan CSR Sebagai Variabel Pemoderasi	QR, DAR, ROA, TATO, Rasio CSR, <i>Return Saham</i>	238 perusahaan manufaktur yang sudah terdaftar di Bursa Efek Indonesia (BEI) tahun 2010-2015	Analisis Regresi Linear Berganda dan <i>Moderated Regression Analysis (MRA)</i>	<ul style="list-style-type: none"> • Kinerja keuangan yang diukur dengan Quick ratio (QR) dan Debt To Asset Ratio (DAR) berpengaruh positif dan tidak signifikan terhadap kinerja harga saham yang diukur dengan return saham. • Kinerja keuangan yang diukur dengan Return On Asset (ROA) dan Total Asset Turnover (TATO)

					<p>berpengaruh signifikan positif terhadap kinerja harga saham yang diukur dengan return saham.</p> <ul style="list-style-type: none"> • Nilai perusahaan yang diukur dengan Price To Book Value (PBV) berpengaruh negatif dan tidak signifikan terhadap kinerja harga saham yang diukur dengan <i>return</i> saham • Kinerja CSR yang diukur dengan rasio biaya CSR tidak mampu memoderasi hubungan antara kinerja keuangan yang diukur dengan quick ratio (QR), debt to asset ratio (DAR), return on asset (ROA), dan nilai perusahaan yang diukur dengan price to book value (PBV) dengan kinerja harga saham yang diukur dengan return saham
--	--	--	--	--	--

						<ul style="list-style-type: none"> • Kinerja CSR yang diukur dengan rasio biaya CSR mampu memoderasi hubungan antara kinerja keuangan yang diukur dengan total asset turnover (TATO) dengan kinerja harga saham yang diukur dengan <i>return</i> saham
8	Mila Christianty (2009)	Analisis Pengaruh Faktor Fundamental Dan Economic Value Added (Eva) Terhadap Return Saham (Studi Pada Saham Perusahaan Yang Tercatat Aktif Dalam Lq 45 Di Bei Periode 2003-2007)	ROA, QAI, PER, NPM, EPS, EVA, DER, dan <i>Return</i> Saham	15 perusahaan yang termasuk dalam daftar saham LQ 45 tahun 2003-2007	regresi linier berganda	ROA dan QAI tidak mempunyai pengaruh positif signifikan terhadap return saham, sedangkan PER, NPM, EPS dan EVA mempunyai pengaruh positif signifikan terhadap return saham sedangkan variabel DER mempunyai pengaruh negatif signifikan terhadap return saham.
9	Dyah Ayu Savitri dan Drs. A. Mulyo	Analisis Pengaruh Roa, Npm, Eps Dan Per Terhadap Return Saham (Studi Kasus Pada	ROA, NPM, EPS, PER,	15 perusahaan Manufaktur	regresi linier berganda	ROA tidak mempunyai pengaruh positif dan tidak signifikan terhadap return saham, sedangkan NPM

	Haryanto, M.Si. (2012)	Perusahaan Manufaktur Sektor Food And Beverages Periode 2007-2010)	dan <i>Return</i> Saham	tahun 2007- 2010		berpengaruh positif dan tidak signifikan terhadap return saham, dan EPS dan PER mempunyai pengaruh yang positif dan signifikan terhadap return saham perusahaan.
10	Lanti Triagustina, Edi Sukarmanto, dan Helliana (2014)	Pengaruh <i>Return On Asset</i> (ROA) Dan <i>Return On</i> <i>Equity</i> (ROE) Terhadap Nilai Perusahaan Pada Perusahaan Manufaktur Subsektor Makanan Dan Minuman Yang Terdaftar Di Bursa Efek Indonesia Periode 2010-2012	ROA, ROE, PBV	13 Perusahaan Manufaktur sektor <i>Food and</i> <i>Beverages</i> periode 2007- 2010.	regresi linier berganda	<i>Return on Asset</i> (ROA) berpengaruh negatif dan signifikan terhadap Nilai Perusahaan dan <i>Return on Equity</i> (ROE) berpengaruh positif dan signifikan terhadap Nilai Perusahaan.
11	Pohan (2020)	<i>Effect Of Firm Size And Debt</i> <i>To Asset Ratio On Earning</i> <i>Per Share With Profitability</i> <i>As A Moderating Variables</i> <i>In Property And Real Estate</i>	Ukuran Perusahaan, DAR, <i>Earning Per</i> <i>Share</i> (EPS)	41 perusahaan properti dan real <i>estate</i> periode 2014-2018	<i>moderated</i> <i>regression</i> <i>analysis</i> (MRA)	Ukuran perusahaan tidak memiliki pengaruh signifikan pada EPS, namun DAR berpengaruh positif signifikan terhadap nilai perusahaan.

		<i>Companies Listed On The Idx</i>				
--	--	--	--	--	--	--



Lampiran 2

Tabulasi Data per Variabel

KODE	TAHUN	RETURN	CR	DAR	NPM	ROE	CSR_R
BSSR	2016,00	0,2703	1,1081	0,3078	0,1131	0,1490	0,0006
BYAN	2016,00	-0,2520	2,5461	0,7719	0,0324	0,0957	0,0011
DSSA	2016,00	-0,5410	1,7477	0,4252	0,1371	0,0792	0,0002
HITS	2016,00	0,0267	5,3245	0,7879	0,0892	0,1538	0,0005
KOPI	2016,00	-0,0070	2,0403	0,2481	0,1056	0,1468	0,0012
MEDC	2016,00	0,6604	1,3180	0,7524	0,3208	0,2100	0,0002
PGAS	2016,00	-0,0160	2,6058	0,5361	0,1051	0,0973	0,0018
RUIS	2016,00	0,0977	0,8965	0,6326	0,0198	0,0725	0,0002
RAJA	2016,00	0,0219	1,4528	0,3700	0,0413	0,0845	0,0007
ALDO	2016,00	-0,1830	1,4783	0,5104	0,0379	0,1256	0,0033
CLPI	2016,00	0,4729	3,2525	0,2446	0,0975	0,1476	0,0000
INRU	2016,00	-0,0620	0,7324	0,5213	0,4459	0,2307	0,0024
INTP	2016,00	-0,3100	4,5250	0,1331	0,2519	0,1481	0,0006
LTLS	2016,00	-0,2850	0,9839	0,7033	0,0179	0,0687	0,0002
SMGR	2016,00	-0,1950	1,2725	0,3087	0,1735	0,1483	0,0060
SRSN	2016,00	0,0000	1,7426	0,4394	0,0221	0,0275	0,0004
ABMM	2016,00	-0,3000	0,7924	0,8516	0,0117	0,0434	0,0004
AMFG	2016,00	0,0229	2,0198	0,3462	0,0699	0,0724	0,0002
ASII	2016,00	0,3792	1,2394	0,4657	1,0107	1,3082	0,0004
BHIT	2016,00	-0,2240	1,0808	0,5630	0,0824	0,0351	0,0001
CTTH	2016,00	0,4286	1,8926	0,4887	0,0756	0,0663	0,0010
IMPC	2016,00	0,1081	3,7723	0,4615	0,1108	0,1027	0,0029
MLIA	2016,00	0,0680	0,8595	0,7911	0,0016	0,0056	0,0004
TOTO	2016,00	-0,2830	2,1899	0,4097	0,0815	0,1106	0,0018
UNTR	2016,00	0,2537	2,2988	0,3339	0,1121	0,1198	0,0032
VOKS	2016,00	0,4949	1,3336	0,5989	0,1038	0,2273	0,0002
ADES	2016,00	-0,0140	1,6351	0,4992	0,0630	0,1456	0,0005
ANJT	2016,00	0,2360	1,4300	0,3246	0,0684	0,0259	0,0020
BUDI	2016,00	0,3810	1,0014	0,6026	0,0157	0,0332	0,0124
DLTA	2016,00	-0,0380	8,9122	0,1326	0,3170	0,2496	0,0002
DSNG	2016,00	-0,0830	0,8937	0,6695	0,0173	0,0248	0,0020
GGRM	2016,00	0,1618	1,9379	0,3657	0,0875	0,1687	0,0005
KINO	2016,00	-0,2100	1,5369	0,4057	0,0518	0,0928	0,0001
MYOR	2016,00	0,3484	2,2502	0,5192	0,1006	0,2946	0,0001
SGRO	2016,00	0,1118	1,2766	0,5487	0,1576	0,1222	0,0012
SIPD	2016,00	-0,2000	1,3931	0,5548	0,0054	0,0114	0,0001
SKBM	2016,00	-0,3220	1,1072	0,6322	0,0150	0,0612	0,0002
SSMS	2016,00	-0,2820	1,3669	0,5178	0,2173	0,1713	0,0022
TCID	2016,00	-0,2540	5,3245	0,0830	0,0641	0,0909	0,0019
ULTJ	2016,00	0,1579	4,8436	0,1769	0,1515	0,2029	0,0008
WIIM	2016,00	0,0233	3,3942	0,2678	0,0631	0,1072	0,0101
AUTO	2016,00	0,2813	1,5060	0,2789	0,0377	0,0459	0,0000

BATA	2016,00	-0,1220	2,5701	0,3077	0,0422	0,0758	0,0002
BRAM	2016,00	0,4263	1,8908	0,3321	0,1012	0,1128	0,0000
CINT	2016,00	-0,0650	3,1447	0,1826	0,0630	0,0632	0,0003
CNTX	2016,00	0,0309	0,5424	0,9195	0,0480	0,6154	0,0002
ERTX	2016,00	0,4667	1,2686	0,6202	0,0221	0,0780	0,0003
ESTI	2016,00	-0,4720	1,3794	0,6733	0,0889	0,1936	0,0042
INDR	2016,00	0,0658	1,0879	0,6646	0,0021	0,0051	0,0002
PBRX	2016,00	-0,1780	3,5668	0,5618	0,0276	0,0584	0,0009
RICY	2016,00	-0,0310	1,1487	0,6799	0,0115	0,0340	0,0005
SMSM	2016,00	-0,1760	2,8603	0,2992	0,1744	0,3178	0,0002
TFCO	2016,00	0,1333	3,2346	0,0952	0,0334	0,0214	0,0001
TRIS	2016,00	0,1200	1,6417	0,4581	0,0268	0,0698	0,0031
KLBF	2016,00	0,1477	4,1311	0,1814	0,1213	0,1886	0,0020
PYFA	2016,00	0,0417	2,2136	0,3684	0,0237	0,0488	0,0006
SIDO	2016,00	-0,0540	8,3182	0,0769	0,1876	0,1742	0,0010
PTSN	2016,00	-0,2200	2,5784	0,2382	0,0145	0,0239	0,0003
ADRO	2017,00	0,0973	2,5594	0,3995	0,1646	0,1311	0,0004
BIPI	2017,00	0,0000	0,1410	0,7375	11,7130	0,1102	0,0000
BSSR	2017,00	0,4894	1,4491	0,2867	0,0836	0,1561	0,0007
BUMI	2017,00	-0,0280	0,5689	0,9225	13,9770	0,8477	0,0015
BYAN	2017,00	0,7667	1,0241	0,4199	0,3167	0,6556	0,0013
GEMS	2017,00	0,0185	1,6823	0,5051	0,1581	0,4110	0,0007
HITS	2017,00	-0,0510	0,9791	0,7635	0,1478	0,2410	0,0008
HRUM	2017,00	-0,0420	5,4506	0,1384	0,1712	0,1408	0,0043
ITMG	2017,00	0,2267	2,4335	0,2948	0,1496	0,2637	0,0053
KKGI	2017,00	0,0800	3,5405	0,1564	0,1605	0,1517	0,0015
KOPI	2017,00	0,0496	4,0462	0,1805	0,0055	0,0082	0,0003
PGAS	2017,00	-0,3510	2,6552	0,4733	0,0709	0,0588	0,0013
PTBA	2017,00	-0,0160	2,4634	0,3724	0,2335	0,3295	0,0148
RAJA	2017,00	-0,0160	2,2843	0,2011	0,0926	0,1147	0,0010
RUIS	2017,00	-0,1070	1,0045	0,6036	0,0186	0,0550	0,0002
SMMT	2017,00	0,5152	0,2137	0,4221	0,6953	0,1051	0,0013
TOBA	2017,00	0,6610	1,5256	0,4982	0,1331	0,2367	0,0097
ALDO	2017,00	0,0000	1,4404	0,5400	0,0410	0,1266	0,0034
ALKA	2017,00	0,0929	1,2981	0,7428	0,0080	0,1963	0,0002
ALMI	2017,00	0,2022	0,9734	0,8406	0,0024	0,0223	0,0003
ANTM	2017,00	-0,3010	1,6213	0,3839	0,0108	0,0074	0,0076
CITA	2017,00	-0,2110	0,5432	0,6585	0,0656	0,0519	0,0006
CLPI	2017,00	-0,0940	3,1247	0,2531	0,0677	0,0914	0,0001
FASW	2017,00	0,3171	0,7418	0,6491	0,0812	0,1812	0,0005
IGAR	2017,00	-0,2730	6,5022	0,1385	0,0950	0,1638	0,0002
INRU	2017,00	-0,0460	1,4951	0,5177	0,0031	0,0023	0,0060
INTP	2017,00	0,4253	3,7031	0,1492	0,1289	0,0757	0,0009
IPOL	2017,00	-0,0660	0,9740	0,4460	0,0125	0,0156	0,0008
KDSI	2017,00	0,5714	1,1864	0,6345	0,0307	0,1420	0,0002
LTLS	2017,00	0,4286	0,9770	0,6757	0,0278	0,0981	0,0002
MDKA	2017,00	0,0700	0,9074	0,4890	0,3333	0,2276	0,0019
SMBR	2017,00	0,3620	1,6800	0,3256	0,0945	0,0430	0,0010

SMGR	2017,00	0,0790	1,5678	0,3783	0,0735	0,0671	0,0055
SPMA	2017,00	0,0928	1,0224	0,4505	0,0441	0,0787	0,0002
SRSN	2017,00	0,0000	2,1317	0,3634	0,0339	0,0426	0,0010
SULI	2017,00	0,0000	0,9552	0,9895	0,0204	1,5512	0,0030
TBMS	2017,00	0,1180	1,0400	0,7784	0,0122	0,2077	0,0003
TINS	2017,00	-0,2790	2,0564	4,8961	0,0545	0,0829	0,0210
TPIA	2017,00	0,4800	2,4337	0,4414	0,1320	0,1912	0,3209
ABMM	2017,00	0,1330	1,5969	0,8443	0,0055	0,0234	0,0007
AMFG	2017,00	-0,1000	2,0095	0,4338	0,0099	0,0109	0,0002
AMIN	2017,00	0,4599	2,2081	0,4004	0,1509	0,2131	0,0008
ASII	2017,00	0,0030	1,2310	0,4710	0,1122	0,1477	0,0004
BHIT	2017,00	-0,3330	1,0631	0,5739	0,0492	0,0218	0,0001
CTTH	2017,00	0,2375	1,8902	0,5410	0,0202	0,0147	0,0011
HEXA	2017,00	-0,0190	2,1820	0,4053	0,0604	0,1270	0,0002
IMPC	2017,00	0,0634	3,6056	0,4383	0,0765	0,0708	0,0037
JECC	2017,00	0,3429	1,0608	0,7161	0,0382	0,1523	0,0018
KBLM	2017,00	0,1750	1,2634	0,3593	0,0362	0,0556	0,0002
MLIA	2017,00	0,0727	0,8697	0,6618	0,0076	0,0271	0,0004
SCCO	2017,00	0,2371	1,7421	0,3204	0,0607	0,0989	0,0002
TOTO	2017,00	-0,1800	2,2955	0,4007	0,1284	0,1647	0,0010
UNTR	2017,00	0,6659	1,8044	0,4221	0,1189	0,1614	0,0016
VOKS	2017,00	0,0648	1,3741	0,6170	0,0765	0,1596	0,0002
ADES	2017,00	-0,1150	1,2015	0,4966	0,0470	0,0455	0,0005
ANJT	2017,00	-0,3970	1,4531	0,3074	0,2930	0,1208	0,0039
BUDI	2017,00	0,0805	1,0074	0,5936	0,0182	0,0382	0,0137
DLTA	2017,00	-0,1000	9,0340	0,1446	0,3597	0,2520	0,0002
DSNG	2017,00	-0,2070	1,0087	0,6102	0,1300	0,2065	0,0011
FISH	2017,00	-0,4000	1,2611	0,7016	0,0171	0,1581	0,0000
GGRM	2017,00	0,3114	1,9355	0,3681	0,0931	0,1838	0,0015
HMSP	2017,00	0,2350	5,2723	0,2093	0,1279	0,3714	0,0040
JPFA	2017,00	-0,1060	2,3459	0,5355	0,0374	0,1131	0,0015
KINO	2017,00	-0,3000	1,6539	0,3652	0,0347	0,0534	0,0001
MYOR	2017,00	0,2280	2,3860	0,5069	0,1051	0,2974	0,0001
PSDN	2017,00	-0,4760	1,1590	0,5666	0,0230	0,1074	0,0003
SGRO	2017,00	-0,6890	1,2024	0,5117	0,0691	0,0611	0,0009
SKBM	2017,00	0,1172	1,6353	0,3696	0,0141	0,0253	0,0001
SSMS	2017,00	0,0714	4,2093	0,5788	0,2440	0,1951	0,0022
TCID	2017,00	0,4553	4,9132	0,1032	0,0662	0,0964	0,0016
ULTJ	2017,00	0,1340	4,1919	0,1886	0,1458	0,1691	0,0005
WIIM	2017,00	-0,3400	5,3559	0,2020	0,0275	0,0415	0,0192
AUTO	2017,00	0,0049	1,7191	0,2712	0,0404	0,0509	0,0001
BATA	2017,00	-0,2780	2,4640	0,3230	0,0551	0,0926	0,0002
BRAM	2017,00	0,1049	2,3889	0,2871	0,1016	0,1132	0,0009
CINT	2017,00	0,0570	3,1900	0,1979	0,0793	0,0776	0,0018
INDR	2017,00	0,5432	1,0417	0,6447	0,0029	0,0079	0,0005
PBRX	2017,00	0,1630	4,5808	0,5905	0,0142	0,0333	0,0010
RICY	2017,00	-0,0260	1,1885	0,6870	0,0103	0,0385	0,0006
SMSM	2017,00	0,2806	3,7391	0,2518	0,1663	0,3038	0,0002

TFCO	2017,00	-0,2250	3,3853	0,1101	0,0151	0,0111	0,0001
TRIS	2017,00	-0,0830	1,9226	0,3463	0,0183	0,0399	0,0032
DVLA	2017,00	0,1168	2,6621	0,3197	0,1030	0,1453	0,0005
KAEF	2017,00	-0,0180	1,5455	0,5780	0,0541	0,1289	0,0016
KLBF	2017,00	0,1155	4,5094	0,1638	0,1216	0,1766	0,0016
PYFA	2017,00	-0,0850	3,5228	0,3178	0,0320	0,0655	0,0007
SIDO	2017,00	0,0481	7,8122	0,0831	0,2074	0,1843	0,0001
ADRO	2018,00	-0,3460	1,9601	0,3906	0,1319	0,1110	0,0005
BIPI	2018,00	-0,2950	0,5847	0,6988	0,8048	0,0596	0,0000
BSSR	2018,00	0,1143	1,2150	0,3853	0,2009	0,5928	0,0089
BYAN	2018,00	0,8750	1,2372	0,4108	0,3127	0,7732	0,0208
DSSA	2018,00	-0,0280	0,9208	0,5532	0,0734	0,0857	0,0009
GEMS	2018,00	-0,0720	1,3197	0,5495	0,0962	0,3184	0,0041
HITS	2018,00	-0,0410	0,8484	0,7297	0,1533	0,2351	0,0066
HRUM	2018,00	-0,3170	4,5597	0,1699	0,1194	0,1035	0,0023
INDY	2018,00	-0,4820	2,1775	0,6929	0,0330	0,0868	0,0011
ITMG	2018,00	-0,0210	1,9658	0,3278	0,1289	0,2668	8,4028
KKGI	2018,00	0,0926	1,4782	0,2606	0,0084	0,0055	0,0050
PGAS	2018,00	0,2114	1,5416	0,5967	0,0942	0,1139	0,0010
RAJA	2018,00	0,1207	3,7496	0,3106	0,1053	0,0944	0,0005
RUIS	2018,00	0,2030	1,1076	0,5901	0,0208	0,0666	0,0008
SMMT	2018,00	0,0800	0,3284	0,3802	0,4442	0,1515	0,0042
TOBA	2018,00	-0,2160	1,2241	0,5704	0,1553	0,3158	0,0008
ALDO	2018,00	0,1250	1,6192	0,4983	0,0362	0,0958	0,0022
ALKA	2018,00	-0,0190	1,1618	0,8448	0,0064	0,2278	0,0000
ANTM	2018,00	0,2240	1,5419	0,4073	0,0346	0,0443	0,0077
BRPT	2018,00	0,0575	1,7485	0,6163	0,0787	0,0896	0,0144
CLPI	2018,00	-0,2550	2,1548	0,3605	0,0404	0,0696	0,0001
FASW	2018,00	0,4398	0,8405	0,6089	0,1414	0,3277	0,0027
IGAR	2018,00	0,0106	5,7625	0,1531	0,0575	0,0925	0,0002
INCO	2018,00	0,1280	3,5987	0,1447	0,0779	0,0321	0,0007
INTD	2018,00	-0,4660	14,5600	0,2565	0,0210	0,0446	0,0017
INTP	2018,00	-0,1590	3,1373	0,1643	0,0754	0,0493	0,0008
IPOL	2018,00	-0,2990	1,0235	0,4465	0,0240	0,0314	0,0008
LTLS	2018,00	0,2300	0,9515	0,6637	0,0329	0,1097	0,0004
MDKI	2018,00	0,3597	7,0170	0,0904	0,0846	0,0406	0,0001
SMBR	2018,00	-0,5390	2,1344	0,3728	0,0381	0,0219	0,0018
SMGR	2018,00	0,1616	1,9672	0,3578	0,1000	0,0941	0,0034
SPMA	2018,00	0,1792	3,7614	0,4439	0,0344	0,0655	0,0002
SRSN	2018,00	0,2600	2,4528	0,3043	0,0645	0,0811	0,0006
TBMS	2018,00	0,0000	1,0024	0,7754	0,0087	0,1487	0,0003
TINS	2018,00	-0,0250	1,3589	0,5961	0,0120	0,0215	0,0047
TPIA	2018,00	-0,0120	2,0518	0,4422	0,0717	0,1030	0,2598
ABMM	2018,00	-0,0130	1,4598	0,7091	0,0870	0,2713	0,0017
AMFG	2018,00	-0,3870	1,2703	0,5735	0,0015	0,0018	0,0001
AMIN	2018,00	0,0700	1,7830	0,4953	0,1586	0,2146	0,0010
ASII	2018,00	-0,0090	0,8026	0,4942	0,1144	0,1570	0,0004
BHIT	2018,00	-0,3550	1,1172	0,5658	0,0642	0,0386	0,0001

CTTH	2018,00	0,2020	1,8511	0,5574	0,0163	0,0141	0,0012
HEXA	2018,00	-0,0460	1,9346	0,4695	0,0657	0,1500	0,0001
IMPC	2018,00	-0,1370	3,5642	0,4211	0,0756	0,0769	0,0030
JECC	2018,00	0,4202	1,1244	0,6632	0,0276	0,1249	0,0012
KBLM	2018,00	-0,1130	1,3036	0,3673	0,0327	0,0495	0,0001
MARK	2018,00	0,2406	2,2189	0,2526	0,2517	0,3445	0,0002
SCCO	2018,00	-0,0330	1,9075	0,3012	0,0492	0,0873	0,0002
TOTO	2018,00	-0,1470	2,9535	0,3340	0,1556	0,1797	0,0015
UNTR	2018,00	-0,2270	1,1407	0,5094	0,1359	0,2015	0,0015
VOKS	2018,00	-0,0380	1,2758	0,6288	0,0393	0,1143	0,0001
ADES	2018,00	0,0395	1,3877	0,4532	0,0658	0,0601	0,0005
BUDI	2018,00	0,0213	1,0032	0,6385	0,0191	0,0411	0,0127
DLTA	2018,00	0,2222	7,1983	0,1571	0,3786	0,2633	0,0003
DSNG	2018,00	-0,0590	1,0331	0,6883	0,0908	0,1182	0,0007
GGRM	2018,00	-0,0020	2,0581	0,3468	0,0814	0,1727	0,0011
HMSP	2018,00	-0,2150	4,3020	0,2413	0,1268	0,3829	0,0022
JPFA	2018,00	0,6538	1,7982	0,5566	0,0662	0,2206	0,0014
KINO	2018,00	0,3208	1,5011	0,3912	0,0416	0,0686	0,0000
MYOR	2018,00	0,2970	2,6546	0,5144	0,0990	0,2788	0,0002
SIPD	2018,00	0,1022	1,1020	0,6158	0,0083	0,0309	0,0001
SKBM	2018,00	-0,0280	1,3833	0,4126	0,0082	0,0153	0,0002
SSMS	2018,00	-0,1660	5,2770	0,6398	0,0234	0,0213	0,0020
TCID	2018,00	-0,0360	5,8610	0,1933	0,0653	0,0877	0,0015
ULTJ	2018,00	0,0425	4,3981	0,1406	0,1282	0,1469	0,0003
WIIM	2018,00	-0,5130	5,9185	0,1994	0,0364	0,0509	0,0281
AUTO	2018,00	-0,2860	1,4788	0,2911	0,0443	0,0604	0,0001
BATA	2018,00	0,0526	2,9277	0,2738	0,0684	0,1067	0,0002
BRAM	2018,00	-0,1720	2,1488	0,2565	0,0733	0,0879	0,0007
CINT	2018,00	-0,1490	2,7083	0,2090	0,0366	0,0349	0,0017
ERTX	2018,00	0,0508	1,0081	0,6962	0,0140	0,0557	0,0005
ESTI	2018,00	0,0519	0,9127	0,7380	0,0393	0,0870	0,0033
HRTA	2018,00	0,0268	3,6868	0,2891	0,0449	0,1129	0,0001
PBRX	2018,00	0,0280	6,4569	0,5672	0,0266	0,0649	0,0012
RICY	2018,00	0,0933	1,2183	0,7110	0,0088	0,0415	0,0009
SMSM	2018,00	0,1155	3,9432	0,2324	0,1611	0,2946	0,0004
TRIS	2018,00	-0,2850	1,5989	0,4544	0,0194	0,0429	0,0012
DVLA	2018,00	-0,0100	2,8890	0,2868	0,1181	0,1672	0,0004
KAEF	2018,00	-0,0370	1,3439	0,6340	0,0633	0,1291	0,0006
KLBF	2018,00	-0,1000	4,6577	0,1571	0,1185	0,1633	0,0009
PYFA	2018,00	0,0328	2,7575	0,3642	0,0337	0,0710	0,0007
SIDO	2018,00	0,5413	4,1902	0,1303	0,2402	0,2287	0,0021
ADRO	2019,00	0,2798	1,7118	0,4481	0,1258	0,1092	0,0006
BIPI	2019,00	0,0000	1,1670	0,7100	0,3870	0,0755	0,0000
BSSR	2019,00	-0,2220	1,4289	0,3204	0,0729	0,1789	0,0006
BUMI	2019,00	-0,3590	0,3871	0,8623	0,0085	0,0186	0,0019
BYAN	2019,00	-0,2000	0,8944	0,5156	0,1683	0,3783	0,0016
DSSA	2019,00	0,0278	1,2965	0,5595	0,0430	0,0437	0,0014
ENRG	2019,00	0,0000	0,3511	0,8438	0,0734	0,2312	0,0003

GEMS	2019,00	0,0000	1,3229	0,5411	0,0603	0,1864	0,0063
HITS	2019,00	0,0357	0,7243	0,6913	0,1524	0,2088	0,0015
HRUM	2019,00	-0,0570	9,2224	0,1061	0,0766	0,0504	0,0005
INDY	2019,00	0,0978	2,0121	0,7108	0,0018	0,0048	0,0012
ITMG	2019,00	-0,4330	2,0254	0,2685	0,0737	0,1430	9,5699
JSKY	2019,00	-0,5880	1,0694	0,5926	0,0366	0,0641	0,0000
KKGI	2019,00	-0,3330	2,1736	0,2609	0,0471	0,0580	0,0049
KOPI	2019,00	-0,1500	1,3080	0,4178	0,0362	0,0785	0,0025
PGAS	2019,00	0,0236	1,9625	0,5614	0,0294	0,0349	0,0012
PTBA	2019,00	-0,3810	2,4897	0,2941	0,1854	0,2193	0,0152
RAJA	2019,00	-0,0460	3,0102	0,3200	0,0519	0,0516	0,0004
RUIS	2019,00	-0,2310	1,0344	0,6540	0,0207	0,0764	0,0006
SMMT	2019,00	-0,4160	0,6109	0,3294	0,0249	0,0107	0,0041
TOBA	2019,00	-0,1160	0,9196	0,5838	0,0832	0,1656	0,0040
ALDO	2019,00	0,0456	1,8113	0,4234	0,0715	0,1470	0,0020
ALKA	2019,00	0,3933	1,1768	0,8267	0,0033	0,0702	0,0003
ANTM	2019,00	0,0980	1,4481	0,3995	0,0059	0,0107	0,0095
CITA	2019,00	-0,0480	0,6791	0,4784	0,1689	0,3265	0,0018
CLPI	2019,00	0,2031	2,5122	0,3190	0,0443	0,0768	0,0002
FASW	2019,00	-0,0090	0,7041	0,5636	0,1172	0,2065	0,0033
IGAR	2019,00	-0,1090	7,7190	0,1306	0,0783	0,1133	0,0001
INCO	2019,00	0,1166	4,3083	0,1264	0,0734	0,0296	1,5985
INTD	2019,00	0,4583	16,0030	0,1642	0,0087	0,0179	0,0020
INTP	2019,00	0,0312	3,3121	0,1670	0,1151	0,0795	0,0008
IPOL	2019,00	0,0449	1,1327	0,6617	0,0222	0,0276	0,0018
KDSI	2019,00	0,1700	1,2398	0,5149	0,0287	0,1054	0,0023
LTLS	2019,00	-0,0080	0,8440	0,6316	0,0345	0,1045	0,0006
MDKA	2019,00	0,5286	0,8059	0,4489	0,1723	0,1321	0,0032
MDKI	2019,00	-0,2630	7,0508	0,0968	0,0940	0,0394	0,0001
OKAS	2019,00	0,1737	0,6492	0,9362	0,0076	0,1012	0,0001
SMCB	2019,00	-0,3740	1,0821	0,6432	0,0451	0,0715	0,0019
SMGR	2019,00	0,0435	1,3610	0,5503	0,0587	0,0700	0,0019
SPMA	2019,00	0,3360	1,6200	0,4193	0,0521	0,0951	0,0006
SRSN	2019,00	0,0794	2,4689	0,3396	0,0626	0,0832	0,0019
TBMS	2019,00	-0,0770	1,0781	0,6891	0,0102	0,1239	0,0003
YPAS	2019,00	-0,1400	1,5565	0,5639	0,0090	0,0287	0,0004
ABMM	2019,00	-0,3260	1,2038	0,7130	0,0066	0,0159	0,0027
AMIN	2019,00	-0,2710	1,7422	0,4880	0,1221	0,1561	0,0006
ASII	2019,00	-0,1580	1,2911	0,4694	0,1122	0,1425	0,0004
BHIT	2019,00	0,1034	1,0882	0,4996	0,1308	0,0724	0,0001
BNBR	2019,00	0,0000	1,0130	0,8361	0,2724	0,3744	0,0012
HEXA	2019,00	0,2175	1,8311	0,5112	0,0815	0,2221	0,0001
IMPC	2019,00	0,1170	2,4520	0,4369	0,0623	0,0661	0,0022
JECC	2019,00	-0,0740	1,2521	0,5998	0,0350	0,1356	0,0018
KBLM	2019,00	0,2160	1,3637	0,3395	0,0336	0,0456	0,0001
MARK	2019,00	0,1385	3,0585	0,3223	0,2434	0,2943	0,0191
MLIA	2019,00	-0,4190	1,2532	0,5601	0,0326	0,0500	0,0006
SCCO	2019,00	0,0546	2,0950	0,2862	0,0533	0,0967	0,0002

SKRN	2019,00	0,2115	2,0161	0,5591	0,2014	0,1864	0,0003
SPTO	2019,00	-0,1600	1,4637	0,4239	0,0974	0,1305	0,0004
TOTO	2019,00	-0,1600	3,6587	0,3407	0,0684	0,0731	0,0008
UNTR	2019,00	-0,2130	1,5598	0,4530	0,1319	0,1822	0,0014
VOKS	2019,00	0,3400	1,7753	0,6335	0,0780	0,1877	0,0002
ADES	2019,00	0,1359	2,0042	0,3094	0,1097	0,1477	0,0005
ANDI	2019,00	0,5000	1,3608	0,4682	0,0401	0,0482	0,0014
BUDI	2019,00	0,0729	1,0065	0,5715	0,0213	0,0498	0,0165
CPRO	2019,00	0,0000	0,3101	0,9451	0,0486	1,0587	0,0005
DLTA	2019,00	0,2364	8,0505	0,1490	0,3842	0,2619	0,0004
DSNG	2019,00	0,1220	0,8183	0,6789	0,0311	0,0477	0,0008
FISH	2019,00	-0,0570	1,1790	0,7256	0,0111	0,0970	0,0000
GGRM	2019,00	-0,3660	2,0619	0,3524	0,0984	0,2136	0,0003
GOOD	2019,00	-0,1940	1,5338	0,4538	0,0516	0,1576	0,0024
HMSP	2019,00	-0,4340	3,2761	0,2991	0,1294	0,3846	0,0014
JPFA	2019,00	-0,2860	1,7333	0,5963	0,0513	0,1646	0,0013
KINO	2019,00	0,2250	1,3473	0,4244	0,1102	0,1908	0,0000
MYOR	2019,00	-0,2170	3,4286	0,4800	0,1081	0,2732	0,0004
SGRO	2019,00	0,0042	0,4157	0,5613	0,0122	0,0096	0,0008
SIPD	2019,00	-0,1700	1,1842	0,6292	0,0194	0,0871	0,0002
SKBM	2019,00	-0,4100	1,3301	0,4310	0,0005	0,0009	0,0002
SSMS	2019,00	-0,3240	2,5109	0,6565	0,0037	0,0030	0,0028
TCID	2019,00	-0,3620	5,5821	0,2085	0,0518	0,0719	0,0013
ULTJ	2019,00	0,2444	4,4441	0,1443	0,1633	0,1832	0,0003
WIIM	2019,00	0,1915	6,0239	0,2050	0,0196	0,0265	0,0261
AUTO	2019,00	-0,1560	1,6123	0,2726	0,0553	0,0733	0,0003
BATA	2019,00	0,1000	3,3092	0,2432	0,0252	0,0359	0,0002
CINT	2019,00	0,0634	2,3771	0,2528	0,0175	0,0185	0,0001
CNTX	2019,00	-0,2380	0,5827	1,0073	0,0050	0,0043	0,0000
ERTX	2019,00	0,1290	1,0781	0,7261	0,0097	0,0430	0,0004
HRTA	2019,00	-0,3460	10,0720	0,4759	0,0464	0,1238	0,0004
IMAS	2019,00	-0,4650	0,7749	0,7895	0,0084	0,0166	0,0000
INDR	2019,00	-0,5890	1,0400	0,5071	0,0542	0,1121	0,0003
PBRX	2019,00	-0,0720	6,5059	0,5988	0,0256	0,0646	0,0012
RICY	2019,00	-0,0910	1,2598	0,7177	0,0080	0,0377	0,0004
SMSM	2019,00	0,0643	4,6365	0,2139	0,1623	0,2615	0,0003
TRIS	2019,00	0,2091	1,8181	0,4242	0,0157	0,0352	0,0041
DVLA	2019,00	0,1598	2,9133	0,2863	0,1223	0,1698	0,0003
KAEF	2019,00	-0,5190	0,9936	0,5961	0,0017	0,0021	0,0008
KLBF	2019,00	0,0658	4,3547	0,1756	0,1121	0,1519	0,0011
PEHA	2019,00	-0,6170	1,0126	0,6081	0,0926	0,1245	0,0023
PYFA	2019,00	0,0476	3,5277	0,3463	0,0378	0,0749	0,0007
SIDO	2019,00	0,5178	4,1235	0,1335	0,2633	0,2635	0,0033
PTSN	2019,00	-0,5960	1,2010	0,5625	0,0027	0,0128	0,0004
ADRO	2020,00	-0,0800	1,5124	0,3808	0,0625	0,0401	0,0012
BIPI	2020,00	0,0000	0,3802	0,7131	0,3445	0,0701	0,0000
BSSR	2020,00	-0,0680	1,5770	0,2771	0,0921	0,1603	0,0016
BYAN	2020,00	-0,0260	3,2501	0,4681	0,2469	0,3998	0,0016

GEMS	2020,00	0,0000	1,2336	0,5706	0,0903	0,2743	0,0040
HITS	2020,00	-0,3290	0,5811	0,6950	0,0810	0,1075	0,0011
ITMG	2020,00	0,2070	2,0257	0,2696	0,0319	0,0447	7,8498
JSKY	2020,00	0,0952	1,2596	0,5314	0,0348	0,0300	0,0000
KOPI	2020,00	-0,1850	1,2746	0,5288	0,0047	0,0106	0,0007
PKPK	2020,00	-0,1810	3,8570	0,7039	0,0015	0,0006	0,0000
PTBA	2020,00	0,0564	2,1600	0,2959	0,1390	0,1422	0,0135
RAJA	2020,00	0,3333	2,8204	0,2604	0,0255	0,0205	0,0005
TOBA	2020,00	0,4525	0,7320	0,6231	0,1079	0,1231	0,0000
ALDO	2020,00	0,3318	1,7655	0,3811	0,0591	0,1107	0,0020
ALKA	2020,00	-0,3730	1,3031	0,7487	0,0033	0,0635	0,0002
BRPT	2020,00	-0,2710	1,8705	0,6159	0,0606	0,0479	0,0000
CLPI	2020,00	-0,0190	3,4794	0,2439	0,0469	0,0739	0,0003
ESIP	2020,00	-0,6560	1,3081	0,3232	0,0367	0,0330	0,0003
FASW	2020,00	-0,0290	0,8094	0,6019	0,0447	0,0771	0,0015
IFII	2020,00	-0,2950	5,8682	0,0696	0,1079	0,0736	0,0005
IFSH	2020,00	-0,3280	1,3190	0,5214	0,0592	0,0432	0,0014
IGAR	2020,00	0,0412	10,4790	0,1086	0,0822	0,1024	0,0001
INCO	2020,00	0,4011	4,3306	0,1271	0,1075	0,0407	0,0001
INRU	2020,00	0,3544	0,7177	0,6688	0,0297	0,0244	36,6160
INTP	2020,00	-0,2390	2,9173	0,1890	0,1273	0,0815	0,0005
KDSI	2020,00	-0,2940	1,6460	0,4674	0,0313	0,0907	0,0003
KRAS	2020,00	0,4079	1,0095	0,8713	0,0167	0,0504	0,5372
LTLS	2020,00	-0,1960	0,9763	0,5940	0,0211	0,0527	0,0003
MDKI	2020,00	0,1658	9,2827	0,0860	0,1145	0,0450	0,0002
PANI	2020,00	0,0265	1,7852	0,5930	0,0012	0,0056	0,0001
SMCB	2020,00	0,2203	1,0181	0,6352	0,0644	0,0860	0,0010
SMGR	2020,00	0,0354	1,3527	0,5201	0,0750	0,0750	0,0017
SPMA	2020,00	-0,0710	1,7325	0,3388	0,0755	0,1061	0,0010
SRSN	2020,00	-0,1470	2,1713	0,3517	0,0496	0,0751	0,0020
TBMS	2020,00	0,1325	1,2032	0,6721	0,0100	0,0876	0,0003
TPIA	2020,00	-0,1250	1,7390	0,4960	0,0285	0,0285	0,4790
YPAS	2020,00	-0,2180	1,7494	0,5239	0,0275	0,0635	0,0003
AMIN	2020,00	-0,1790	1,7041	0,5009	0,0498	0,0487	0,0002
ASII	2020,00	-0,1300	1,5432	0,4221	0,1061	0,0950	0,0004
BHIT	2020,00	0,0313	1,0462	0,4719	0,1031	0,0486	0,0001
CCSI	2020,00	-0,0620	2,4381	0,3227	0,1011	0,0841	0,0000
HEXA	2020,00	-0,0510	2,8902	0,3297	0,0906	0,2155	0,0001
IMPC	2020,00	0,2619	2,0744	0,4565	0,0644	0,0790	0,0045
JECC	2020,00	-0,0930	1,5945	0,5145	0,0076	0,0162	0,0009
KBLM	2020,00	-0,2890	1,9069	0,1803	0,0074	0,0078	0,0017
MLIA	2020,00	-0,2070	1,0513	0,5338	0,0147	0,0206	0,0007
SCCO	2020,00	0,1444	4,3997	0,1255	0,0515	0,0727	0,0002
SKRN	2020,00	0,3273	1,4114	0,6364	0,0193	0,0173	0,0002
SPTO	2020,00	-0,3030	1,4402	0,3606	0,0551	0,0542	0,0009
UNTR	2020,00	0,2358	2,1102	0,3673	0,0933	0,0892	0,0037
VOKS	2020,00	-0,4120	1,8406	0,6186	0,0015	0,0025	0,0002
ADES	2020,00	0,3971	2,9704	0,2694	0,2017	0,1938	0,0003

ANJT	2020,00	-0,2650	2,3413	0,3779	0,0135	0,0056	0,0000
BUDI	2020,00	-0,0380	1,1438	0,5538	0,0246	0,0507	0,0167
CPRO	2020,00	0,0000	0,3524	0,8882	0,0504	0,5390	0,0005
DLTA	2020,00	-0,3520	7,4985	0,1678	0,2260	0,1211	0,0005
DSNG	2020,00	0,3261	1,1396	0,5597	0,0714	0,0767	0,0010
FISH	2020,00	-0,3100	1,2099	0,6985	0,0197	0,1465	0,0001
GGRM	2020,00	-0,2260	2,9123	0,2515	0,0668	0,1307	0,0006
GOOD	2020,00	-0,1580	1,7512	0,5595	0,0318	0,0847	0,0031
GZCO	2020,00	0,0000	0,7220	0,5219	0,5618	0,2231	0,0009
HMSP	2020,00	-0,2830	2,4541	0,3912	0,0928	0,2838	0,0017
JPFA	2020,00	-0,0450	1,9550	0,5603	0,0331	0,1071	0,0010
KINO	2020,00	-0,2070	1,1937	0,5096	0,0282	0,0441	0,0003
MYOR	2020,00	0,3220	3,6943	0,4301	0,0857	0,1861	0,0009
SKBM	2020,00	-0,2090	1,3606	0,3964	0,0017	0,0056	0,0002
SSMS	2020,00	0,4793	2,3742	0,6188	0,1448	0,1193	0,0015
UCID	2020,00	-0,2130	1,7602	0,4120	0,0370	0,0693	0,0006
ULTJ	2020,00	-0,0470	2,4034	0,4538	0,1860	0,2321	0,0010
CINT	2020,00	-0,2050	2,4939	0,2262	0,0008	0,0005	0,0004
CNTX	2020,00	-0,3550	0,5259	1,0554	0,0581	0,0505	14,2420
HRTA	2020,00	0,2200	12,7570	0,5206	0,0412	0,1258	0,0006
INDR	2020,00	0,2551	1,0373	0,5071	0,0106	0,0166	0,0003
PBRX	2020,00	-0,5170	2,4648	0,5958	0,0283	0,0691	0,0019
SMSM	2020,00	-0,0700	5,7606	0,2154	0,1667	0,2036	0,0005
DVLA	2020,00	0,0756	2,5191	0,3324	0,0886	0,1222	0,0040
KLBF	2020,00	-0,0860	4,1160	0,1900	0,1211	0,1532	0,0023
PEHA	2020,00	0,5767	0,9426	0,6133	0,0496	0,0657	0,0022
SIDO	2020,00	0,2613	3,6641	0,1631	0,2800	0,2899	0,0029
PTSN	2020,00	-0,1340	1,8877	0,3621	0,0333	0,0585	0,0007



Lampiran 3

Data dari Laporan Keuangan

kode	tahun	mata uang	Aset Lancar	Total Aset	Hutang Lancar	Total Utang	Total Ekuitas	Penjualan	Laba Setelah Pajak	Biaya CSR	Harga saham t-1	Harga saham t
ADRO	2016	Rp -	Rp 21.415.645.890.000	Rp 87.698.267.622.000	Rp 8.666.686.530.000	Rp 36.793.298.250.000	Rp 50.904.969.372.000	Rp 33.940.917.594.000	Rp 4.580.863.956.000	Rp 29.581.200.000	515	1695
BSSR	2016	Rp -	Rp 728.537.814.324	Rp 2.473.820.842.536	Rp 657.445.356.702	Rp 761.534.768.934	Rp 2.473.820.761.860	Rp 3.260.769.761.610	Rp 368.703.801.342	Rp 1.537.740.000	1110	1410
BYAN	2016	Rp -	Rp 3.012.037.424.658	Rp 11.088.736.843.806	Rp 1.183.001.279.346	Rp 8.558.858.847.402	Rp 2.529.877.996.404	Rp 7.469.036.801.766	Rp 242.235.512.118	Rp 12.489.345.389	8025	6000
DSSA	2016	Rp -	Rp 5.665.015.070.460	Rp 30.018.289.256.460	Rp 3.241.435.206.924	Rp 12.762.658.144.800	Rp 16.572.289.256.460	Rp 9.574.290.239.184	Rp 1.312.948.519.380	Rp 5.596.144.524	12100	5550
GEMS	2016	Rp -	Rp 2.735.073.704.754	Rp 5.078.150.820.000	Rp 724.662.650.232	Rp 1.516.054.168.044	Rp 3.562.096.651.956	Rp 5.167.833.434.856	Rp 470.451.982.608	Rp 5.100.000.000	1400	2700
HITS	2016	Rp -	Rp 2.219.761.469.304	Rp 2.219.761.469.304	Rp 416.898.097.452	Rp 1.748.952.199.584	Rp 470.809.269.720	Rp 811.833.686.748	Rp 72.405.177.156	Rp 1.100.000.000	750	770
HRUM	2016	Rp -	Rp 3.605.867.859.474	Rp 5.558.117.259.438	Rp 711.726.791.472	Rp 779.001.163.272	Rp 4.779.116.096.166	Rp 2.919.416.939.478	Rp 241.755.624.378	Rp 23.402.388.635	675	2140
ITMG	2016	Rp -	Rp 7.247.447.784	Rp 16.266.863.232	Rp 3.211.375.410	Rp 4.065.559.452	Rp 12.201.303.780	Rp 18.387.378.108	Rp 1.757.513.214	Rp 203.323.202.337	5725	16875
KKGI	2016	Rp -	Rp 531.528.272.802	Rp 1.327.237.852.500	Rp 131.211.903.564	Rp 192.264.945.624	Rp 1.134.972.906.876	Rp 1.245.592.046.304	Rp 127.372.129.344	Rp 4.386.274.175	84	300
KOPI	2016	Rp -	Rp 80.596.279.383	Rp 173.826.590.599	Rp 39.503.042.402	Rp 43.126.211.277	Rp 130.700.379.324	Rp 181.717.040.370	Rp 19.181.585.950	Rp 211.327.000	710	705
MEDC	2016	Rp -	Rp 15.251.270.515.110	Rp 48.367.018.087.938	Rp 11.571.093.551.772	Rp 36.393.236.010.162	Rp 11.973.782.077.776	Rp 7.839.382.937.886	Rp 2.515.060.571.634	Rp 9.862.950.258	151,43	251,43
PGAS	2016	Rp -	Rp 28.568.369.683.134	Rp 91.892.020.807.728	Rp 10.963.490.392.602	Rp 49.265.601.238.764	Rp 42.626.419.568.964	Rp 39.461.034.534.660	Rp 4.149.219.334.536	Rp 168.986.103.996	2745	2700
PTBA	2016	Rp -	Rp 8.349.927.000.000	Rp 18.576.774.000.000	Rp 5.042.747.000.000	Rp 8.024.369.000.000	Rp 10.552.405.000.000	Rp 14.058.869.000.000	Rp 2.024.405.000.000	Rp 155.640.000.000	905	2500
RUIS	2016	Rp -	Rp 452.284.971.991	Rp 979.132.450.762	Rp 504.510.336.330	Rp 619.413.387.232	Rp 359.719.063.530	Rp 1.315.633.714.236	Rp 26.070.316.770	Rp 209.900.000	215	236
RAJA	2016	Rp -	Rp 440.274.533.184	Rp 1.952.687.457.198	Rp 303.043.635.288	Rp 722.494.644.084	Rp 1.230.192.813.114	Rp 2.513.250.067.734	Rp 103.893.450.228	Rp 1.383.008.000	193,75	198
TOBA	2016	Rp -	Rp 949.606.539.120	Rp 3.517.314.385.914	Rp 981.167.299.578	Rp 1.530.744.070.950	Rp 1.986.570.314.964	Rp 3.472.719.947.046	Rp 196.133.736.312	Rp 59.162.400.000	168	311,25
ALDO	2016	Rp -	Rp 298.258.060.232	Rp 410.330.576.602	Rp 201.756.667.857	Rp 209.442.676.180	Rp 200.887.900.422	Rp 666.434.061.412	Rp 25.229.505.223	Rp 1.354.000.000	445,71	363,85
ALKA	2016	Rp -	Rp 58.323.930.000	Rp 136.618.855.000	Rp 63.472.099.000	Rp 75.514.424.000	Rp 61.104.431.000	Rp 1.151.605.756.000	Rp 516.167.000	Rp 55.388.333	147	280
ANTM	2016	Rp -	Rp 10.630.221.568.000	Rp 29.981.535.812.000	Rp 4.352.313.598.000	Rp 11.572.740.239.000	Rp 18.408.795.573.000	Rp 9.106.260.754.000	Rp 237.291.595.000	Rp 197.130.000.000	314	895

BRPT	2016	Rp -	Rp 9.799.081.758	Rp 34.564.153.140	Rp 7.322.234.436	Rp 15.089.397.012	Rp 19.474.756.128	Rp 26.371.733.922	Rp 3.762.137.016	Rp 1.209.237.639	13	146,5
CLPI	2016	Rp -	Rp 414.294.013.938	Rp 567.560.171.430	Rp 127.377.268.299	Rp 138.798.095.790	Rp 428.762.075.640	Rp 649.070.715.297	Rp 63.303.365.541	Rp 25.000.000	645	950
FASW	2016	Rp -	Rp 2.167.035.553.599	Rp 8.583.223.835.997	Rp 2.015.616.872.848	Rp 5.424.781.372.865	Rp 3.158.442.463.132	Rp 5.874.745.032.615	Rp 778.012.761.625	Rp 4.200.000.000	1040	4100
IGAR	2016	Rp -	Rp 361.504.735.608	Rp 439.465.673.296	Rp 62.350.881.953	Rp 65.716.637.766	Rp 373.749.035.530	Rp 792.794.834.768	Rp 69.305.629.795	Rp 43.900.000	224	520
INCO	2016	Rp -	Rp 8.056.224.684	Rp 29.923.965.432	Rp 1.774.724.094	Rp 5.256.081.738	Rp 24.667.883.694	Rp 7.854.386.778	Rp 25.628.076	Rp 437.692.000	1635	2820
INRU	2016	Rp -	Rp 661.301.172.000	Rp 4.563.948.888.000	Rp 902.939.238.000	Rp 2.378.987.334.000	Rp 2.184.961.554.000	Rp 1.130.459.004.000	Rp 504.117.432.000	Rp 11.021.633.295	320	300
INTD	2016	Rp -	Rp 39.239.681.157	Rp 46.760.927.085	Rp 926.725.760	Rp 12.581.397.973	Rp 34.179.529.112	Rp 73.938.540.229	Rp 1.226.300.267	Rp 79.000.000	76	130
INTP	2016	Rp -	Rp 14.424.622.000.000	Rp 30.150.580.000.000	Rp 3.187.742.000.000	Rp 4.011.877.000.000	Rp 26.138.703.000.000	Rp 15.361.894.000.000	Rp 3.870.319.000.000	Rp 18.300.000.000	22325	15400
IPOL	2016	Rp -	Rp 1.225.496.905.182	Rp 3.803.798.156.184	Rp 1.277.718.439.644	Rp 1.706.816.792.088	Rp 2.096.981.364.096	Rp 2.630.397.374.622	Rp 87.363.596.682	Rp 2.542.030.212	72	136
KDSI	2016	Rp -	Rp 709.583.883.699	Rp 1.142.273.020.550	Rp 575.996.641.235	Rp 722.488.734.446	Rp 419.784.286.104	Rp 1.995.337.146.834	Rp 47.127.349.067	Rp 350.000.000	191	350
LTLS	2016	Rp -	Rp 2.633.477.000.000	Rp 5.658.360.000.000	Rp 2.676.623.000.000	Rp 3.979.344.000.000	Rp 1.679.016.000.000	Rp 6.438.172.000.000	Rp 115.337.000.000	Rp 1.300.000.000	490	350
SMBR	2016	Rp -	Rp 838.232.034.000	Rp 4.368.876.996.000	Rp 292.237.689.000	Rp 1.248.119.294.000	Rp 3.120.757.702.000	Rp 1.522.808.093.000	Rp 259.090.525.000	Rp 2.600.000.000	291	2790
SMGR	2016	Rp -	Rp 10.373.158.827.000	Rp 44.226.895.982.000	Rp 8.151.673.428.000	Rp 13.652.504.525.000	Rp 30.574.391.457.000	Rp 26.134.306.138.000	Rp 4.535.036.823.000	Rp 265.673.200.000	11400	9175
SPMA	2016	Rp -	Rp 699.313.460.414	Rp 2.158.852.415.950	Rp 283.923.795.368	Rp 1.047.296.887.831	Rp 1.079.146.551.310	Rp 1.932.435.078.255	Rp 81.063.430.679	Rp 212.986.711	78,03	146,97
SRSN	2016	Rp -	Rp 481.542.567.000	Rp 717.149.704.000	Rp 276.341.289.000	Rp 315.096.071.000	Rp 402.053.633.000	Rp 500.539.668.000	Rp 11.056.051.000	Rp 311.549.216	50	50
TBMS	2016	Rp -	Rp 1.334.387.615.094	Rp 1.745.278.362.450	Rp 1.350.612.728.496	Rp 1.356.230.830.338	Rp 389.047.532.112	Rp 6.270.328.819.548	Rp 97.174.309.230	Rp 678.081.780	300	805
TINS	2016	Rp -	Rp 5.237.907.000.000	Rp 9.548.631.000.000	Rp 3.061.232.000.000	Rp 3.894.946.000.000	Rp 5.653.685.000.000	Rp 6.968.294.000.000	Rp 251.969.000.000	Rp 11.980.000.000	505	1075
TPIA	2016	Rp -	Rp 9.311.704.596	Rp 28.630.150.974	Rp 6.103.435.212	Rp 13.279.283.046	Rp 15.350.867.928	Rp 25.955.297.856	Rp 4.035.480.750	Rp 9.200.000.000	676,35	4054,19
ABMM	2016	Rp -	Rp 3.993.866.280.882	Rp 14.430.006.772.074	Rp 5.040.048.244.392	Rp 12.289.216.349.970	Rp 2.140.790.422.104	Rp 7.942.498.079.850	Rp 92.805.918.966	Rp 5.310.000.000	2900	2030
AMFG	2016	Rp -	Rp 1.787.723.000.000	Rp 5.504.890.000.000	Rp 885.086.000.000	Rp 1.905.626.000.000	Rp 3.599.264.000.000	Rp 3.724.075.000.000	Rp 260.444.000.000	Rp 1.000.000.000	6550	6700
AMIN	2016	Rp -	Rp 141.677.370.188	Rp 198.974.581.573	Rp 61.252.922.266	Rp 71.412.193.880	Rp 127.562.387.693	Rp 150.329.488.765	Rp 18.768.425.668	Rp 154.914.000.000	132	274
ASII	2016	Rp -	Rp 110.403.000.000.000	Rp 261.855.000.000.000	Rp 89.079.000.000.000	Rp 121.949.000.000.000	Rp 139.906.000.000.000	Rp 181.084.000.000.000	Rp 183.020.000.000.000	Rp 113.403.000.000	6000	8275
BHIT	2016	Rp -	Rp 20.532.584.000.000	Rp 55.292.949.000.000	Rp 18.996.986.000.000	Rp 31.129.457.000.000	Rp 24.163.492.000.000	Rp 10.293.350.000.000	Rp 847.943.000.000	Rp 5.776.449.000	174	135
CTTH	2016	Rp -	Rp 331.152.878.677	Rp 615.962.000.265	Rp 174.969.312.764	Rp 301.007.248.281	Rp 314.954.751.984	Rp 276.137.623.717	Rp 20.881.438.764	Rp 618.000.000	56	80
HEXA	2016	Rp -	Rp 3.102.510.422.286	Rp 3.786.460.601.418	Rp 580.865.478.912	Rp 711.146.179.746	Rp 3.075.314.421.672	Rp 3.703.532.127.498	Rp 101.037.129.894	Rp 53.784.000	1235	3050
IMPC	2016	Rp -	Rp 1.261.952.056.094	Rp 2.276.031.922.082	Rp 334.534.009.282	Rp 1.050.386.739.011	Rp 1.225.645.183.071	Rp 1.135.296.191.546	Rp 125.823.130.775	Rp 6.551.250.000	925	1025
KBLM	2016	Rp -	Rp 394.738.153.988	Rp 639.091.366.917	Rp 303.264.273.023	Rp 318.436.089.653	Rp 320.655.277.264	Rp 987.409.109.474	Rp 21.245.022.916	Rp 200.000.000	132	240
MLIA	2016	Rp -	Rp 1.589.944.730.000	Rp 7.723.578.677.000	Rp 1.849.891.122.000	Rp 6.110.478.983.000	Rp 1.613.099.694.000	Rp 5.793.737.618.000	Rp 9.039.563.000	Rp 2.955.368.000	515	550
SCCO	2016	Rp -	Rp 2.019.188.845.621	Rp 2.449.935.491.586	Rp 1.195.158.412.670	Rp 1.229.514.818.362	Rp 1.220.420.673.224	Rp 3.378.572.000.577	Rp 340.593.630.534	Rp 1.013.418.646	3725	7275
TOTO	2016	Rp -	Rp 1.290.208.433.386	Rp 2.581.440.938.262	Rp 589.149.809.544	Rp 1.057.566.418.720	Rp 1.523.874.519.542	Rp 2.069.017.634.710	Rp 168.564.583.718	Rp 4.539.123.525	695	498

UNTR	2016	Rp -	Rp 42.197.323.000.000	Rp 63.991.229.000.000	Rp 18.355.948.000.000	Rp 21.369.286.000.000	Rp 42.621.943.000.000	Rp 45.539.238.000.000	Rp 5.104.477.000.000	Rp 205.940.000.000	16950	21250
VOKS	2016	Rp -	Rp 1.291.317.191.672	Rp 1.668.210.094.478	Rp 968.322.757.177	Rp 999.166.542.590	Rp 669.043.551.888	Rp 1.465.656.306.113	Rp 152.102.193.023	Rp 320.000.000	196	293
ADES	2016	Rp -	Rp 319.614.000.000	Rp 767.479.000.000	Rp 195.466.000.000	Rp 383.091.000.000	Rp 384.388.000.000	Rp 887.663.000.000	Rp 55.951.000.000	Rp 400.000.000	1015	1000
ANJT	2016	Rp -	Rp 866.050.365.582	Rp 7.060.597.811.496	Rp 605.619.793.494	Rp 2.292.002.403.570	Rp 4.768.595.407.926	Rp 1.807.724.840.382	Rp 123.693.048.270	Rp 14.100.000.000	1610	1990
BUDI	2016	Rp -	Rp 1.092.360.000.000	Rp 2.931.807.000.000	Rp 1.090.816.000.000	Rp 1.766.825.000.000	Rp 1.164.982.000.000	Rp 2.467.553.000.000	Rp 38.624.000.000	Rp 36.287.000.000	63	87
DLTA	2016	Rp -	Rp 1.005.497.331.000	Rp 1.125.099.397.000	Rp 112.822.439.000	Rp 149.143.137.000	Rp 975.956.260.000	Rp 768.455.378.000	Rp 243.589.485.000	Rp 202.500.000	5200	5000
DSNG	2016	Rp -	Rp 1.753.048.000.000	Rp 8.183.318.000.000	Rp 1.961.618.000.000	Rp 5.478.977.000.000	Rp 2.704.341.000.000	Rp 3.878.808.000.000	Rp 67.162.000.000	Rp 16.300.000.000	600	550
FISH	2016	Rp -	Rp 2.599.774.808.814	Rp 3.482.261.551.350	Rp 1.865.588.128.200	Rp 2.368.321.805.448	Rp 1.113.939.745.902	Rp 12.182.464.562.508	Rp 278.549.998.308	Rp 563.000.000	1600	4000
GGRM	2016	Rp -	Rp 41.933.173.000.000	Rp 63.951.634.000.000	Rp 21.638.565.000.000	Rp 23.387.406.000.000	Rp 39.564.228.000.000	Rp 76.224.147.000.000	Rp 6.672.682.000.000	Rp 30.000.000.000	55000	63900
JPFA	2016	Rp -	Rp 10.755.503.000.000	Rp 19.251.026.000.000	Rp 5.193.549.000.000	Rp 9.878.062.000.000	Rp 9.372.964.000.000	Rp 27.063.310.000.000	Rp 2.171.608.000.000	Rp 24.450.000.000	635	1455
KINO	2016	Rp -	Rp 1.876.157.000.000	Rp 3.284.504.000.000	Rp 1.220.778.000.000	Rp 1.332.432.000.000	Rp 1.952.072.000.000	Rp 3.493.029.000.000	Rp 181.110.000.000	Rp 366.601.600	3840	3030
MYOR	2016	Rp -	Rp 8.739.782.750.141	Rp 12.822.421.859.142	Rp 3.884.051.319.004	Rp 6.657.185.872.077	Rp 6.265.255.987.065	Rp 18.349.959.898.358	Rp 1.845.683.259.238	Rp 1.000.000.000	1220	1645
SGRO	2016	Rp -	Rp 1.831.475.950.000	Rp 8.328.480.337.000	Rp 1.434.698.060.000	Rp 4.569.756.517.000	Rp 3.758.723.820.000	Rp 2.915.224.840.000	Rp 459.356.119.000	Rp 9.904.289.534	1700	1890
SIPD	2016	Rp -	Rp 1.498.157.000.000	Rp 2.567.211.000.000	Rp 1.075.375.000.000	Rp 1.424.380.000.000	Rp 1.142.831.000.000	Rp 2.427.199.000.000	Rp 13.049.000.000	Rp 207.950.936	850	680
SKBM	2016	Rp -	Rp 519.269.756.899	Rp 1.001.657.012.004	Rp 468.979.800.633	Rp 633.267.725.358	Rp 368.389.286.646	Rp 1.501.115.928.446	Rp 22.545.456.050	Rp 162.000.000	945	640
SSMS	2016	Rp -	Rp 1.796.842.193.000	Rp 7.162.970.110.000	Rp 1.314.577.874.000	Rp 3.709.172.838.000	Rp 3.453.797.272.000	Rp 2.722.677.818.000	Rp 591.658.772.000	Rp 16.032.717.000	1950	1400
TCID	2016	Rp -	Rp 1.174.482.404.487	Rp 2.185.101.038.101	Rp 220.580.384.140	Rp 181.362.146.636	Rp 1.783.158.507.325	Rp 2.526.776.164.168	Rp 162.059.596.347	Rp 4.100.000.000	16500	12300
ULTJ	2016	Rp -	Rp 2.874.822.000.000	Rp 4.239.200.000.000	Rp 593.526.000.000	Rp 749.967.000.000	Rp 3.498.233.000.000	Rp 4.685.988.000.000	Rp 709.826.000.000	Rp 3.600.000.000	986,25	1142
WIIM	2016	Rp -	Rp 996.925.071.640	Rp 1.353.634.132.275	Rp 293.711.761.060	Rp 362.540.740.471	Rp 991.093.391.804	Rp 1.685.795.530.617	Rp 106.290.306.868	Rp 13.652.279.790	430	440
AUTO	2016	Rp -	Rp 4.903.902.000.000	Rp 14.612.274.000.000	Rp 3.256.146.000.000	Rp 4.075.716.000.000	Rp 10.536.558.000.000	Rp 12.806.867.000.000	Rp 483.421.000.000	Rp 610.852.850	1600	2050
BATA	2016	Rp -	Rp 533.900.133.000	Rp 804.742.917.000	Rp 207.734.690.000	Rp 247.587.638.000	Rp 557.155.279.000	Rp 999.802.379.000	Rp 42.231.663.000	Rp 175.942.750	900	790
BRAM	2016	Rp -	Rp 1.514.265.809.706	Rp 3.980.829.415.770	Rp 800.841.178.368	Rp 1.321.954.851.870	Rp 2.658.874.563.900	Rp 2.962.139.802.714	Rp 299.840.179.572	Rp 194.967.809	4680	6675
CINT	2016	Rp -	Rp 194.043.712.489	Rp 399.336.626.636	Rp 61.704.877.495	Rp 72.906.787.680	Rp 326.429.838.956	Rp 327.426.146.630	Rp 20.619.309.858	Rp 119.819.823	338	316
CNTX	2016	Rp -	Rp 197.868.821.598	Rp 429.520.798.872	Rp 364.793.556.636	Rp 394.952.235.444	Rp 34.568.563.428	Rp 442.881.362.988	Rp 21.274.220.862	Rp 80.900.000	727,5	750
ERTX	2016	Rp -	Rp 288.607.310.496	Rp 708.052.873.662	Rp 227.502.097.956	Rp 439.115.622.444	Rp 268.937.251.218	Rp 948.683.215.746	Rp 20.967.087.330	Rp 185.200.000	112,5	165
ESTI	2016	Rp -	Rp 363.301.790.166	Rp 664.680.985.452	Rp 263.372.462.766	Rp 447.506.410.500	Rp 217.174.574.952	Rp 472.822.794.774	Rp 42.052.257.432	Rp 2.800.000.000	180	95
INDR	2016	Rp -	Rp 3.916.096.203.510	Rp 11.342.799.457.524	Rp 3.599.794.126.476	Rp 7.538.237.649.216	Rp 3.804.561.808.308	Rp 9.301.391.043.390	Rp 19.587.352.932	Rp 1.882.440.000	760	810
PBRX	2016	Rp -	Rp 4.928.913.975.258	Rp 6.985.287.989.082	Rp 1.381.880.540.952	Rp 3.924.433.664.730	Rp 3.060.854.324.352	Rp 6.483.717.121.914	Rp 178.646.487.228	Rp 6.413.271.390	560	460
RICY	2016	Rp -	Rp 943.936.823.539	Rp 1.288.683.925.066	Rp 821.755.111.705	Rp 876.184.855.001	Rp 412.499.070.065	Rp 1.221.519.096.811	Rp 14.033.426.519	Rp 695.500.000	159	154
SMSM	2016	Rp -	Rp 1.454.387.000.000	Rp 2.254.740.000.000	Rp 508.482.000.000	Rp 674.685.000.000	Rp 1.580.055.000.000	Rp 2.879.876.000.000	Rp 502.192.000.000	Rp 374.983.504	1190	980

TFCO	2016	Rp -	Rp 1.152.609.769.602	Rp 4.333.429.937.916	Rp 356.334.046.074	Rp 412.361.309.484	Rp 3.921.068.628.432	Rp 2.506.022.856.180	Rp 83.731.845.528	Rp 517.000.000	900	1020
TRIS	2016	Rp -	Rp 462.578.104.758	Rp 639.701.164.511	Rp 281.765.921.952	Rp 293.073.984.034	Rp 346.627.180.477	Rp 901.909.489.240	Rp 24.191.377.409	Rp 2.000.000.000	300	336
KAEF	2016	Rp -	Rp 2.906.737.458.288	Rp 4.612.562.541.064	Rp 1.696.208.867.581	Rp 2.341.155.131.870	Rp 2.271.407.409.194	Rp 5.811.502.656.431	Rp 271.597.947.663	Rp 6.354.347.874	870	2750
KLBF	2016	Rp -	Rp 9.572.529.767.897	Rp 15.226.009.210.657	Rp 2.317.161.787.100	Rp 2.762.162.069.572	Rp 12.463.847.141.085	Rp 19.374.230.957.505	Rp 2.350.884.933.551	Rp 30.000.000.000	1320	1515
PYFA	2016	Rp -	Rp 83.960.000.000	Rp 167.063.000.000	Rp 37.930.000.000	Rp 61.554.000.000	Rp 105.509.000.000	Rp 216.952.000.000	Rp 5.146.000.000	Rp 95.000.000	192	200
SIDO	2016	Rp -	Rp 1.794.125.000.000	Rp 2.987.614.000.000	Rp 215.686.000.000	Rp 229.729.000.000	Rp 2.757.885.000.000	Rp 2.561.806.000.000	Rp 480.525.000.000	Rp 3.130.000.000	272,92	258,03
PTSN	2016	Rp -	Rp 438.817.054.014	Rp 887.706.977.238	Rp 170.192.946.690	Rp 211.444.629.282	Rp 676.262.347.956	Rp 1.116.678.198.600	Rp 16.192.547.190	Rp 274.349.629	25,67	20
ADRO	2017	Rp -	Rp 26.841.395.044.000	Rp 92.413.461.614.000	Rp 10.487.521.724.000	Rp 36.922.816.240.000	Rp 55.490.645.374.000	Rp 44.189.512.146.000	Rp 7.275.172.156.000	Rp 33.905.000.000	1695	1860
BIPI	2017	Rp -	Rp 854.673.469.764	Rp 17.874.066.949.804	Rp 6.062.156.619.178	Rp 13.181.339.614.080	Rp 4.692.727.335.724	Rp 44.166.402.498	Rp 517.362.158.850	Rp 123.006.933	71	71
BSSR	2017	Rp -	Rp 1.069.675.069.958	Rp 2.849.884.151.148	Rp 738.186.508.810	Rp 817.066.138.698	Rp 2.849.884.151.148	Rp 5.324.090.405.308	Rp 444.981.805.536	Rp 2.094.793.500	1410	2100
BUMI	2017	Rp -	Rp 10.281.130.935.970	Rp 50.131.914.338.688	Rp 18.070.559.620.630	Rp 46.248.422.049.564	Rp 3.883.492.289.124	Rp 235.526.737.854	Rp 3.292.123.733.846	Rp 74.048.520.000	278	270
BYAN	2017	Rp -	Rp 4.203.505.201.228	Rp 12.054.083.804.680	Rp 4.104.395.881.850	Rp 5.061.464.811.402	Rp 6.992.618.993.278	Rp 14.475.753.813.794	Rp 4.584.189.252.838	Rp 15.929.651.540	6000	10600
DSSA	2017	Rp -	Rp 12.020.181.042.410	Rp 37.122.294.341.010	Rp 5.601.105.864.380	Rp 17.406.341.317.656	Rp 19.715.817.403.354	Rp 17.925.485.536.868	Rp 1.725.190.827.400	Rp 6.859.632.476	5550	13900
GEMS	2017	Rp -	Rp 5.625.283.696.186	Rp 8.007.945.785.808	Rp 3.343.768.630.004	Rp 4.044.883.764.426	Rp 3.963.062.021.382	Rp 10.299.638.970.246	Rp 1.628.878.114.480	Rp 5.481.555.285	2700	2750
HITS	2017	Rp -	Rp 406.258.484.614	Rp 2.380.927.970.930	Rp 414.945.840.706	Rp 1.817.895.899.138	Rp 563.032.071.792	Rp 918.247.935.106	Rp 135.673.732.644	Rp 1.822.125.830	770	730
HRUM	2017	Rp -	Rp 4.269.314.751.980	Rp 6.230.966.928.902	Rp 783.272.225.040	Rp 862.303.817.138	Rp 5.368.663.111.764	Rp 4.415.785.314.882	Rp 756.054.389.562	Rp 26.651.000.000	2140	2050
INDY	2017	Rp -	Rp 18.360.050.085.402	Rp 49.307.436.675.486	Rp 8.944.115.863.228	Rp 34.185.503.971.646	Rp 15.121.932.703.840	Rp 14.901.386.239.260	Rp 4.361.988.875.234	Rp 49.450.549.451	705	3060
ITMG	2017	Rp -	Rp 10.808.859.752	Rp 18.426.187.606	Rp 4.441.663.496	Rp 5.431.906.488	Rp 12.994.281.118	Rp 22.913.338.050	Rp 3.427.158.086	Rp 97.337.372	16875	20700
KKGI	2017	Rp -	Rp 545.342.232.976	Rp 1.424.736.896.076	Rp 154.030.360.752	Rp 222.873.825.838	Rp 1.201.863.070.238	Rp 1.136.010.704.252	Rp 182.272.940.950	Rp 2.207.596.606	300	324
KOPI	2017	Rp -	Rp 74.893.954.481	Rp 159.794.691.605	Rp 18.509.531.339	Rp 28.835.469.998	Rp 130.959.221.610	Rp 194.401.372.299	Rp 1.076.109.019	Rp 54.721.300	705	740
PGAS	2017	Rp -	Rp 30.317.952.945.554	Rp 110.980.290.442.004	Rp 11.418.475.096.748	Rp 52.522.460.914.002	Rp 58.457.829.528.002	Rp 48.424.446.834.682	Rp 3.435.101.946.128	Rp 146.237.012.427	2700	1750
PTBA	2017	Rp -	Rp 11.117.745.000.000	Rp 21.987.482.000.000	Rp 4.513.226.000.000	Rp 8.187.497.000.000	Rp 13.799.985.000.000	Rp 19.471.030.000.000	Rp 4.547.232.000.000	Rp 326.200.000.000	2500	2460
RAJA	2017	Rp -	Rp 671.262.948.254	Rp 2.041.050.987.294	Rp 293.857.021.912	Rp 410.518.078.260	Rp 1.630.532.909.034	Rp 2.019.256.961.790	Rp 187.071.203.674	Rp 2.037.325.475	236	232
RUIS	2017	Rp -	Rp 473.183.146.618	Rp 959.347.737.750	Rp 471.048.328.188	Rp 579.058.872.159	Rp 380.288.865.591	Rp 1.125.128.522.648	Rp 20.922.363.433	Rp 216.400.000	149	133
SMMT	2017	Rp -	Rp 25.788.635.032	Rp 725.663.914.382	Rp 120.678.159.590	Rp 306.303.664.687	Rp 381.192.651.563	Rp 57.637.418.578	Rp 40.078.001.432	Rp 921.000.000	198	300
TOBA	2017	Rp -	Rp 1.360.962.703.160	Rp 4.724.160.335.736	Rp 892.075.621.332	Rp 2.353.530.561.010	Rp 2.370.629.774.726	Rp 4.213.841.913.512	Rp 561.058.461.742	Rp 45.663.755.794	311,25	517
ALDO	2017	Rp -	Rp 348.662.337.262	Rp 498.701.656.995	Rp 242.051.192.180	Rp 269.278.833.819	Rp 229.422.823.176	Rp 708.740.551.637	Rp 29.035.395.397	Rp 1.670.750.000	363,85	363,85
ALKA	2017	Rp -	Rp 277.157.394.000	Rp 305.208.703.000	Rp 213.515.571.000	Rp 226.717.826.000	Rp 78.490.877.000	Rp 1.932.783.905.000	Rp 15.406.256.000	Rp 47.000.000	280	306
ALMI	2017	Rp -	Rp 1.701.281.476.100	Rp 2.376.281.796.928	Rp 1.747.767.173.359	Rp 1.997.411.244.539	Rp 378.870.552.389	Rp 3.484.905.171.484	Rp 8.446.455.684	Rp 815.000.000	183	220
ANTM	2017	Rp -	Rp 9.001.938.755.000	Rp 30.014.273.452.000	Rp 5.552.461.635.000	Rp 11.523.869.935.000	Rp 18.490.403.517.000	Rp 12.653.619.205.000	Rp 136.503.269.000	Rp 227.450.000.000	895	625

BRPT	2017	Rp -	Rp 20.398.021.034	Rp 49.405.389.536	Rp 11.841.294.126	Rp 22.052.205.298	Rp 27.353.184.238	Rp 33.265.511.014	Rp 3.795.854.618	Rp 1.067.787.253	146,5	452
CITA	2017	Rp -	Rp 770.160.984.827	Rp 2.678.250.712.668	Rp 1.417.754.496.899	Rp 1.763.755.821.001	Rp 914.494.891.667	Rp 724.494.516.292	Rp 47.493.344.496	Rp 1.679.742.251	900	710
CLPI	2017	Rp -	Rp 434.711.256.661	Rp 587.699.015.641	Rp 139.118.916.055	Rp 148.740.863.516	Rp 438.958.152.125	Rp 592.902.019.972	Rp 40.128.767.372	Rp 50.000.000	950	860
FASW	2017	Rp -	Rp 2.784.006.841.253	Rp 9.369.891.776.775	Rp 3.753.070.066.277	Rp 6.081.574.204.386	Rp 3.288.317.572.389	Rp 7.337.185.138.762	Rp 595.868.198.714	Rp 4.400.000.000	4100	5400
IGAR	2017	Rp -	Rp 396.252.892.753	Rp 513.022.591.574	Rp 60.941.267.200	Rp 71.075.842.431	Rp 441.946.749.143	Rp 761.926.952.217	Rp 72.376.683.136	Rp 103.091.800	520	378
INRU	2017	Rp -	Rp 559.283.318.000	Rp 4.578.327.770.000	Rp 374.067.084.000	Rp 2.370.217.178.000	Rp 2.208.110.592.000	Rp 1.679.857.130.000	Rp 5.167.122.000	Rp 27.370.519.477	300	286
INTD	2017	Rp -	Rp 42.889.578.252	Rp 49.746.327.705	Rp 2.624.381.969	Rp 13.516.620.591	Rp 36.229.707.114	Rp 53.215.089.941	Rp 1.680.588.246	Rp 88.000.000	130	450
INTP	2017	Rp -	Rp 12.883.074.000.000	Rp 28.863.676.000.000	Rp 3.479.024.000.000	Rp 4.307.169.000.000	Rp 24.556.507.000.000	Rp 14.431.211.000.000	Rp 1.859.818.000.000	Rp 24.900.000.000	15400	21950
IPOL	2017	Rp -	Rp 1.329.518.216.134	Rp 3.903.054.877.396	Rp 1.364.944.221.558	Rp 1.740.672.528.500	Rp 2.162.382.348.896	Rp 2.697.956.225.884	Rp 33.625.975.412	Rp 3.206.351.612	136	127
KDSI	2017	Rp -	Rp 841.180.578.033	Rp 1.328.291.727.616	Rp 709.035.285.125	Rp 842.752.226.515	Rp 485.539.501.101	Rp 2.245.519.457.754	Rp 68.965.208.549	Rp 315.000.000	350	550
LTLS	2017	Rp -	Rp 2.577.729.000.000	Rp 5.769.332.000.000	Rp 2.638.368.000.000	Rp 3.898.250.000.000	Rp 1.871.082.000.000	Rp 6.596.941.000.000	Rp 183.621.000.000	Rp 1.100.000.000	350	500
MDKA	2017	Rp -	Rp 1.275.626.978.106	Rp 5.029.758.930.388	Rp 1.405.869.089.064	Rp 2.459.608.592.030	Rp 2.570.150.338.358	Rp 1.755.267.885.090	Rp 584.971.346.316	Rp 9.712.500.000	383,67	410,53
MDKI	2017	Rp -	Rp 294.255.000.000	Rp 867.451.000.000	Rp 66.077.000.000	Rp 104.988.000.000	Rp 762.463.000.000	Rp 368.174.000.000	Rp 47.099.000.000	Rp 106.008.318	0	198,57
OKAS	2017	Rp -	Rp 692.345.972.346	Rp 2.545.689.399.802	Rp 1.691.495.807.846	Rp 2.273.408.000.946	Rp 272.281.398.856	Rp 1.422.251.456.146	Rp 135.701.222.818	Rp 108.600.000	50	388
SMBR	2017	Rp -	Rp 1.123.602.449.000	Rp 5.060.337.247.000	Rp 668.827.967.000	Rp 1.647.477.388.000	Rp 3.412.859.859.000	Rp 1.551.524.990.000	Rp 146.648.432.000	Rp 5.190.778.000	2790	3800
SMGR	2017	Rp -	Rp 13.801.818.533.000	Rp 48.963.502.966.000	Rp 8.803.577.054.000	Rp 18.524.450.664.000	Rp 30.439.052.302.000	Rp 27.813.664.176.000	Rp 2.043.025.914.000	Rp 270.480.000.000	9175	9900
SPMA	2017	Rp -	Rp 750.237.084.349	Rp 2.175.660.855.114	Rp 733.771.730.418	Rp 980.123.282.608	Rp 1.172.195.335.156	Rp 2.093.137.904.266	Rp 92.280.117.234	Rp 499.078.000	146,97	160,61
SRSN	2017	Rp -	Rp 422.532.126.000	Rp 652.726.454.000	Rp 198.217.020.000	Rp 237.220.555.000	Rp 415.505.899.000	Rp 521.481.727.000	Rp 17.698.567.000	Rp 647.338.587	50	50
SULI	2017	Rp -	Rp 388.327.798.240	Rp 1.119.239.270.514	Rp 406.520.543.140	Rp 1.107.470.153.352	Rp 11.769.117.162	Rp 894.007.256.992	Rp 18.256.703.292	Rp 3.400.000.000	190	190
TBMS	2017	Rp -	Rp 1.805.084.637.210	Rp 2.235.297.926.540	Rp 1.735.673.602.424	Rp 1.740.044.295.974	Rp 495.253.630.566	Rp 8.417.052.588.786	Rp 102.849.746.102	Rp 779.028.404	805	900
TINS	2017	Rp -	Rp 6.996.966.000.000	Rp 1.187.630.900.000	Rp 3.402.526.000.000	Rp 5.814.816.000.000	Rp 6.061.493.000.000	Rp 9.217.160.000.000	Rp 502.417.000.000	Rp 24.947.011.147	1075	775
TPIA	2017	Rp -	Rp 19.379.908.132	Rp 40.513.816.848	Rp 7.963.253.788	Rp 17.881.252.884	Rp 22.632.563.964	Rp 32.799.819.058	Rp 4.328.366.548	Rp 13.000.000.000	4054,19	6000
ABMM	2017	Rp -	Rp 4.604.015.974.622	Rp 14.140.742.156.972	Rp 2.883.141.565.648	Rp 11.939.317.291.922	Rp 2.201.424.865.050	Rp 9.367.720.851.066	Rp 51.518.810.244	Rp 10.240.000.000	2030	2300
AMFG	2017	Rp -	Rp 2.003.321.000.000	Rp 6.267.816.000.000	Rp 996.903.000.000	Rp 2.718.939.000.000	Rp 3.548.877.000.000	Rp 3.885.791.000.000	Rp 38.569.000.000	Rp 1.220.000.000	6700	6025
AMIN	2017	Rp -	Rp 198.101.001.850	Rp 252.452.307.121	Rp 89.715.515.949	Rp 101.086.129.009	Rp 151.366.178.112	Rp 213.761.995.553	Rp 32.251.863.039	Rp 204.666.500	274	400
ASII	2017	Rp -	Rp 121.528.000.000.000	Rp 295.830.000.000.000	Rp 98.722.000.000.000	Rp 139.325.000.000.000	Rp 156.505.000.000.000	Rp 206.057.000.000.000	Rp 23.121.000.000.000	Rp 126.468.000.000	8275	8300
BHIT	2017	Rp -	Rp 20.195.774.000.000	Rp 56.523.811.000.000	Rp 18.996.986.000.000	Rp 32.437.621.000.000	Rp 24.086.190.000.000	Rp 10.657.404.000.000	Rp 524.708.000.000	Rp 5.828.949.000	135	90
CTTH	2017	Rp -	Rp 417.419.613.576	Rp 700.251.764.864	Rp 220.836.288.637	Rp 378.839.294.845	Rp 321.412.470.019	Rp 233.012.869.771	Rp 4.716.785.807	Rp 760.000.000	80	99
HEXA	2017	Rp -	Rp 2.580.410.113.416	Rp 3.245.103.954.358	Rp 1.182.562.350.624	Rp 1.315.133.151.916	Rp 1.929.970.802.442	Rp 4.058.537.524.918	Rp 245.095.189.962	Rp 678.100.000	3050	2990
IMPC	2017	Rp -	Rp 1.200.668.597.438	Rp 2.294.677.493.483	Rp 333.004.593.743	Rp 1.005.656.523.820	Rp 1.289.020.969.663	Rp 1.193.054.430.825	Rp 91.303.491.940	Rp 8.590.605.980	1025	1090

JECC	2017	Rp -	Rp 1.294.457.697.000	Rp 1.927.985.352.000	Rp 1.220.226.620.000	Rp 1.380.623.870.000	Rp 547.361.482.000	Rp 2.184.518.893.000	Rp 83.355.370.000	Rp 3.560.000.000	3500	4700
KBLM	2017	Rp -	Rp 548.840.102.130	Rp 1.235.198.847.468	Rp 434.423.462.965	Rp 443.770.270.269	Rp 791.428.577.199	Rp 1.215.476.677.995	Rp 43.994.949.645	Rp 248.151.500	240	282
MLIA	2017	Rp -	Rp 1.261.014.750.000	Rp 5.186.685.608.000	Rp 1.449.898.887.000	Rp 3.432.390.525.000	Rp 1.754.295.083.000	Rp 6.277.135.709.000	Rp 47.534.072.000	Rp 2.300.000.000	550	590
SCCO	2017	Rp -	Rp 2.171.012.758.933	Rp 4.014.244.589.706	Rp 1.246.236.997.513	Rp 1.286.017.105.712	Rp 2.728.227.483.994	Rp 4.440.404.595.541	Rp 269.730.298.809	Rp 701.720.111	7275	9000
TOTO	2017	Rp -	Rp 1.316.631.634.008	Rp 2.826.490.815.501	Rp 573.582.902.438	Rp 1.132.699.218.954	Rp 1.693.791.596.547	Rp 2.171.861.931.164	Rp 278.935.804.544	Rp 2.930.742.867	498	408
UNTR	2017	Rp -	Rp 51.202.200.000.000	Rp 82.262.093.000.000	Rp 28.376.562.000.000	Rp 34.724.168.000.000	Rp 47.537.925.000.000	Rp 64.559.204.000.000	Rp 7.673.322.000.000	Rp 132.500.000.000	21250	35400
VOKS	2017	Rp -	Rp 1.674.953.658.066	Rp 2.026.963.889.922	Rp 1.218.919.751.056	Rp 1.250.682.916.932	Rp 776.280.972.990	Rp 1.619.897.911.285	Rp 123.859.831.413	Rp 370.000.000	293	312
ADES	2017	Rp -	Rp 294.244.000.000	Rp 840.236.000.000	Rp 244.888.000.000	Rp 417.225.000.000	Rp 840.236.000.000	Rp 814.490.000.000	Rp 38.242.000.000	Rp 413.000.000	1000	885
ANJT	2017	Rp -	Rp 1.095.767.937.536	Rp 7.683.197.701.404	Rp 754.087.614.760	Rp 2.361.710.454.186	Rp 5.321.487.247.218	Rp 2.194.294.711.360	Rp 642.832.358.050	Rp 29.836.400.000	1990	1200
BUDI	2017	Rp -	Rp 1.027.489.000.000	Rp 2.939.456.000.000	Rp 1.019.986.000.000	Rp 1.744.758.000.000	Rp 1.194.700.000.000	Rp 2.510.578.000.000	Rp 45.691.000.000	Rp 40.294.000.000	87	94
DLTA	2017	Rp -	Rp 1.180.593.582.000	Rp 1.294.809.910.000	Rp 130.683.418.000	Rp 187.195.882.000	Rp 1.107.614.028.000	Rp 776.136.102.000	Rp 279.159.018.000	Rp 303.750.000	5000	4500
DSNG	2017	Rp -	Rp 1.739.837.000.000	Rp 8.336.065.000.000	Rp 1.724.895.000.000	Rp 5.086.326.000.000	Rp 3.249.739.000.000	Rp 5.159.911.000.000	Rp 671.046.000.000	Rp 9.300.000.000	550	436
FISH	2017	Rp -	Rp 3.546.899.208.168	Rp 4.589.123.203.372	Rp 2.812.646.330.334	Rp 3.219.551.586.728	Rp 1.369.571.616.644	Rp 12.636.644.274.942	Rp 216.578.169.132	Rp 130.000.000	4000	2400
GGRM	2017	Rp -	Rp 43.764.490.000.000	Rp 66.759.930.000.000	Rp 22.611.042.000.000	Rp 24.572.266.000.000	Rp 42.187.664.000.000	Rp 83.305.925.000.000	Rp 7.755.347.000.000	Rp 99.000.000.000	63900	83800
HMSP	2017	Rp -	Rp 34.180.353.000.000	Rp 43.141.063.000.000	Rp 6.482.969.000.000	Rp 9.028.078.000.000	Rp 34.112.985.000.000	Rp 99.091.484.000.000	Rp 12.670.534.000.000	Rp 172.160.387.958	3830	4730
JPFA	2017	Rp -	Rp 11.189.325.000.000	Rp 21.088.870.000.000	Rp 4.769.640.000.000	Rp 11.293.242.000.000	Rp 9.795.628.000.000	Rp 29.602.688.000.000	Rp 1.107.810.000.000	Rp 31.340.000.000	1455	1300
KINO	2017	Rp -	Rp 1.795.404.979.854	Rp 3.237.595.219.274	Rp 1.085.566.305.465	Rp 1.182.424.339.165	Rp 2.055.170.880.109	Rp 3.160.637.269.263	Rp 109.696.001.798	Rp 204.010.838	3030	2120
MYOR	2017	Rp -	Rp 10.674.199.571.313	Rp 14.915.849.800.251	Rp 4.473.628.322.956	Rp 7.561.503.434.179	Rp 7.354.346.366.072	Rp 20.816.673.946.473	Rp 2.186.884.603.474	Rp 1.000.000.000	1645	2020
PSDN	2017	Rp -	Rp 387.041.829.491	Rp 690.979.867.049	Rp 333.943.794.875	Rp 391.494.545.681	Rp 299.485.321.368	Rp 1.399.580.416.996	Rp 32.150.564.335	Rp 184.453.000	256	134
SGRO	2017	Rp -	Rp 1.499.979.744.000	Rp 8.364.143.632.000	Rp 1.247.463.556.000	Rp 4.279.656.633.000	Rp 4.084.486.999.000	Rp 3.616.482.911.000	Rp 249.729.438.000	Rp 7.916.873.772	1890	587
SKBM	2017	Rp -	Rp 836.639.597.232	Rp 1.623.027.475.045	Rp 511.596.750.506	Rp 599.790.014.646	Rp 1.023.237.460.399	Rp 1.841.487.199.828	Rp 25.880.464.791	Rp 209.000.000	640	715
SSMS	2017	Rp -	Rp 4.724.577.403.000	Rp 9.623.672.614.000	Rp 1.122.416.497.000	Rp 5.570.625.174.000	Rp 4.053.047.440.000	Rp 3.240.831.859.000	Rp 790.922.772.000	Rp 20.737.738.000	1400	1500
TCID	2017	Rp -	Rp 1.276.478.591.542	Rp 2.361.807.189.430	Rp 259.806.845.843	Rp 243.674.007.163	Rp 1.858.326.336.424	Rp 2.706.394.847.919	Rp 179.126.382.068	Rp 3.750.000.000	12300	17900
ULTJ	2017	Rp -	Rp 3.439.990.000.000	Rp 5.186.940.000.000	Rp 820.625.000.000	Rp 978.185.000.000	Rp 4.208.755.000.000	Rp 4.879.559.000.000	Rp 711.681.000.000	Rp 2.500.000.000	1142	1295
WIIM	2017	Rp -	Rp 861.172.306.233	Rp 1.225.712.093.041	Rp 160.790.695.868	Rp 247.620.731.930	Rp 978.091.361.111	Rp 1.476.427.090.781	Rp 40.589.790.851	Rp 23.504.512.185	440	290
AUTO	2017	Rp -	Rp 5.228.541.000.000	Rp 14.762.309.000.000	Rp 3.041.502.000.000	Rp 4.003.233.000.000	Rp 10.759.076.000.000	Rp 13.549.857.000.000	Rp 547.781.000.000	Rp 1.338.136.766	2050	2060
BATA	2017	Rp -	Rp 567.954.415.000	Rp 855.691.231.000	Rp 230.497.528.000	Rp 276.382.503.000	Rp 579.308.728.000	Rp 974.536.083.000	Rp 53.654.376.000	Rp 173.269.500	790	570
BRAM	2017	Rp -	Rp 1.580.550.727.638	Rp 4.129.406.935.812	Rp 661.633.155.220	Rp 1.185.512.356.864	Rp 2.943.894.578.948	Rp 3.279.057.750.434	Rp 333.190.225.974	Rp 3.613.172.591	6675	7375
CINT	2017	Rp -	Rp 210.584.866.561	Rp 476.577.841.605	Rp 66.014.779.104	Rp 94.304.081.659	Rp 382.273.759.946	Rp 373.955.852.243	Rp 29.648.261.092	Rp 853.000.000	316	334
HRTA	2017	Rp -	Rp 1.312.626.412.274	Rp 1.418.447.342.330	Rp 347.059.973.082	Rp 421.931.875.525	Rp 996.515.466.805	Rp 2.482.758.909.609	Rp 110.301.225.571	Rp 481.800.000	0	298

INDR	2017	Rp	-	Rp	3.791.106.765.230	Rp	10.851.071.083.702	Rp	3.639.476.634.362	Rp	6.995.313.979.670	Rp	3.855.757.104.032	Rp	10.550.219.595.910	Rp	30.637.927.762	Rp	4.909.444.000	810	1250
PBRX	2017	Rp	-	Rp	5.953.790.136.278	Rp	7.775.790.235.666	Rp	1.299.720.793.322	Rp	4.591.488.294.114	Rp	3.184.301.941.552	Rp	7.450.363.169.732	Rp	106.007.589.992	Rp	8.029.788.960	460	535
RICY	2017	Rp	-	Rp	1.037.820.994.280	Rp	1.374.444.788.282	Rp	873.224.844.013	Rp	944.179.416.586	Rp	430.265.371.696	Rp	1.600.432.168.098	Rp	16.558.562.698	Rp	794.200.000	154	150
SMSM	2017	Rp	-	Rp	1.570.110.000.000	Rp	2.443.341.000.000	Rp	419.913.000.000	Rp	615.157.000.000	Rp	1.828.184.000.000	Rp	3.339.964.000.000	Rp	555.388.000.000	Rp	489.449.610	980	1255
TFCO	2017	Rp	-	Rp	1.439.581.942.648	Rp	4.491.306.193.412	Rp	425.248.688.676	Rp	494.489.344.056	Rp	3.996.816.849.356	Rp	2.937.409.922.210	Rp	44.377.698.458	Rp	654.719.000	1020	790
TRIS	2017	Rp	-	Rp	356.846.493.425	Rp	544.968.319.987	Rp	185.606.885.071	Rp	188.736.733.204	Rp	356.231.586.783	Rp	773.806.956.330	Rp	14.198.889.550	Rp	1.747.000.000	336	308
DVLA	2017	Rp	-	Rp	1.175.655.601.000	Rp	1.640.886.147.000	Rp	441.622.865.000	Rp	524.586.078.000	Rp	1.116.300.069.000	Rp	1.575.647.308.000	Rp	162.249.293.000	Rp	823.000.000	1755	1960
KAEF	2017	Rp	-	Rp	3.662.090.215.984	Rp	6.096.148.972.533	Rp	2.369.507.448.768	Rp	3.523.628.217.406	Rp	2.572.520.755.127	Rp	6.127.479.369.403	Rp	331.707.917.461	Rp	10.050.000.000	2750	2700
KLBF	2017	Rp	-	Rp	10.043.950.500.578	Rp	16.616.239.416.335	Rp	2.227.336.011.715	Rp	2.722.207.633.646	Rp	13.894.031.782.689	Rp	20.182.120.166.616	Rp	2.453.251.410.604	Rp	27.100.000.000	1515	1690
PYFA	2017	Rp	-	Rp	78.364.312.306	Rp	159.563.931.041	Rp	22.245.115.479	Rp	50.707.930.330	Rp	108.856.000.711	Rp	223.002.490.278	Rp	7.127.402.168	Rp	107.500.000	200	183
SIDO	2017	Rp	-	Rp	1.628.901.000.000	Rp	3.158.198.000.000	Rp	208.507.000.000	Rp	262.333.000.000	Rp	2.895.865.000.000	Rp	2.573.840.000.000	Rp	533.799.000.000	Rp	430.456.300	258,03	270,44
PTSN	2017	Rp	-	Rp	347.366.516.764	Rp	911.416.416.656	Rp	160.542.683.970	Rp	226.124.745.734	Rp	682.096.531.532	Rp	1.164.757.166.998	Rp	6.678.294.974	Rp	371.074.900	20	62,33
ADRO	2018	Rp	-	Rp	23.289.078.582.000	Rp	102.755.167.515.000	Rp	11.881.694.979.000	Rp	40.138.090.839.000	Rp	62.617.076.676.000	Rp	52.678.236.303.000	Rp	6.949.654.173.000	Rp	55.301.400.000	1860	1215
BIPI	2018	Rp	-	Rp	4.109.604.075.423	Rp	17.722.005.760.305	Rp	7.028.818.636.455	Rp	12.383.350.350.525	Rp	5.338.655.700.840	Rp	395.261.182.701	Rp	318.093.434.505	Rp	213.565.275	71	50
BSSR	2018	Rp	-	Rp	1.316.451.849.867	Rp	3.581.496.239.706	Rp	1.083.535.363.449	Rp	1.379.928.048.345	Rp	2.187.015.773.481	Rp	6.453.271.760.859	Rp	1.296.427.678.623	Rp	31.961.373.176	2100	2340
BUMI	2018	Rp	-	Rp	6.707.532.186.432	Rp	56.855.281.134.267	Rp	16.866.872.018.766	Rp	49.526.218.012.194	Rp	7.329.063.122.073	Rp	16.180.322.455.836	Rp	2.302.551.632.997	Rp	98.960.400.000	270	103
BYAN	2018	Rp	-	Rp	7.152.227.072.298	Rp	16.748.522.205.723	Rp	5.780.787.221.286	Rp	6.880.564.635.021	Rp	9.867.957.570.702	Rp	24.401.266.750.476	Rp	7.630.272.849.969	Rp	347.727.780.587	10600	19875
DSSA	2018	Rp	-	Rp	11.403.553.442.589	Rp	49.287.967.720.299	Rp	12.384.856.222.200	Rp	27.265.002.379.461	Rp	22.022.962.430.238	Rp	25.712.833.318.326	Rp	1.888.179.668.991	Rp	42.544.181.988	13900	13500
GEMS	2018	Rp	-	Rp	4.767.221.721.339	Rp	10.202.331.606.390	Rp	3.612.379.175.559	Rp	5.606.306.239.842	Rp	4.596.025.366.548	Rp	15.208.736.583.348	Rp	1.463.283.455.634	Rp	41.515.107.107	2750	2550
HITS	2018	Rp	-	Rp	551.807.629.065	Rp	2.872.164.639.267	Rp	650.390.858.964	Rp	2.095.799.446.818	Rp	776.365.192.449	Rp	1.190.558.285.532	Rp	182.520.844.506	Rp	19.048.000.000	730	700
HRUM	2018	Rp	-	Rp	4.522.509.911.997	Rp	6.810.646.754.835	Rp	991.835.338.725	Rp	1.156.998.485.412	Rp	5.653.648.269.423	Rp	4.900.108.467.870	Rp	585.109.506.366	Rp	15.949.136.349	2050	1400
INDY	2018	Rp	-	Rp	21.244.806.913.176	Rp	53.408.821.541.229	Rp	9.756.666.282.825	Rp	37.004.911.028.316	Rp	16.403.910.512.913	Rp	43.118.514.692.253	Rp	1.424.188.436.517	Rp	58.500.000.000	3060	1585
ITMG	2018	Rp	-	Rp	11.154.146.850	Rp	20.996.020.584	Rp	5.674.171.041	Rp	6.882.768.585	Rp	14.113.251.999	Rp	29.217.039.390	Rp	3.765.676.068	Rp	176.425.028.290	20700	20250
JSKY	2018	Rp	-	Rp	388.621.173.509	Rp	567.956.245.715	Rp	314.911.254.451	Rp	328.990.353.598	Rp	203.967.892.117	Rp	424.705.152.035	Rp	23.702.405.812	Rp	31.000.000	0	510
KKGI	2018	Rp	-	Rp	424.416.473.712	Rp	1.706.560.761.213	Rp	287.114.085.027	Rp	444.717.617.652	Rp	1.261.843.143.561	Rp	828.684.348.030	Rp	6.921.406.800	Rp	8.480.034.271	324	354
PGAS	2018	Rp	-	Rp	35.998.428.080.538	Rp	115.540.242.399.351	Rp	23.350.643.098.398	Rp	68.943.126.882.168	Rp	46.597.115.517.183	Rp	56.323.991.838.114	Rp	5.306.586.418.980	Rp	117.613.157.730	1750	2120
PTBA	2018	Rp	-	Rp	11.426.678.000.000	Rp	24.172.933.000.000	Rp	4.935.696.000.000	Rp	7.903.237.000.000	Rp	16.269.696.000.000	Rp	21.166.993.000.000	Rp	5.121.112.000.000	Rp	298.700.000.000	2460	4300
RAJA	2018	Rp	-	Rp	973.141.078.833	Rp	2.781.138.549.420	Rp	259.531.245.666	Rp	863.704.774.548	Rp	1.917.433.774.872	Rp	1.718.826.364.332	Rp	180.950.226.534	Rp	1.299.005.261	232	260
RUIS	2018	Rp	-	Rp	524.126.165.449	Rp	990.372.318.692	Rp	473.216.197.423	Rp	584.415.358.540	Rp	405.956.960.152	Rp	1.298.117.469.650	Rp	27.055.086.453	Rp	750.000.000	133	160
SMMT	2018	Rp	-	Rp	57.750.932.681	Rp	900.566.201.025	Rp	175.830.166.003	Rp	342.430.970.325	Rp	558.135.230.700	Rp	190.410.914.134	Rp	84.584.567.691	Rp	3.787.329.076	300	324

TOBA	2018	Rp -	Rp 2.065.684.021.632	Rp 7.303.906.122.282	Rp 1.687.547.950.704	Rp 4.165.931.913.066	Rp 3.137.974.209.216	Rp 6.380.680.174.407	Rp 990.910.801.188	Rp 5.998.151.161	517	405
ALDO	2018	Rp -	Rp 507.642.980.274	Rp 887.748.699.687	Rp 313.512.585.026	Rp 442.342.130.920	Rp 445.406.568.767	Rp 1.178.378.628.125	Rp 42.650.954.208	Rp 1.987.500.000	363,85	409,33
ALKA	2018	Rp -	Rp 622.859.287.000	Rp 648.968.295.000	Rp 536.128.557.000	Rp 548.236.812.000	Rp 100.731.483.000	Rp 3.592.798.235.000	Rp 22.943.498.000	Rp 30.000.000	306	300
ALMI	2018	Rp -	Rp 2.115.994.105.157	Rp 2.781.666.374.017	Rp 2.144.650.311.300	Rp 2.454.465.678.087	Rp 327.200.695.930	Rp 4.422.880.456.073	Rp 6.544.635.062	Rp 988.000.000	220	400
ANTM	2018	Rp -	Rp 8.498.442.636.000	Rp 33.306.390.807.000	Rp 5.511.744.144.000	Rp 13.567.160.084.000	Rp 19.739.230.723.000	Rp 25.241.268.367.000	Rp 874.426.593.000	Rp 257.150.000.000	625	765
BRPT	2018	Rp -	Rp 29.731.415.175	Rp 102.489.371.523	Rp 17.003.870.730	Rp 63.166.554.297	Rp 39.322.817.226	Rp 44.758.639.233	Rp 3.522.786.498	Rp 1.471.774.287	452	478
CITA	2018	Rp -	Rp 626.368.355.469	Rp 3.268.567.743.522	Rp 1.369.124.187.467	Rp 1.768.872.308.186	Rp 1.499.695.435.336	Rp 2.002.672.812.898	Rp 661.324.058.495	Rp 1.350.000.000	710	1840
CLPI	2018	Rp -	Rp 532.963.702.866	Rp 708.588.285.620	Rp 247.339.069.096	Rp 255.443.671.503	Rp 453.144.614.117	Rp 780.611.848.800	Rp 31.538.833.680	Rp 100.000.000	860	640
FASW	2018	Rp -	Rp 2.530.218.883.678	Rp 10.965.118.708.784	Rp 3.010.538.858.185	Rp 6.676.781.411.219	Rp 4.288.337.297.565	Rp 9.938.310.691.326	Rp 1.405.367.771.073	Rp 30.000.000.000	5400	7775
IGAR	2018	Rp -	Rp 416.191.470.230	Rp 570.197.810.698	Rp 72.223.978.098	Rp 87.283.567.361	Rp 482.914.243.337	Rp 777.316.506.801	Rp 44.672.438.405	Rp 105.000.000	378	382
INCO	2018	Rp -	Rp 9.182.913.894	Rp 32.052.283.956	Rp 2.551.723.020	Rp 4.638.404.925	Rp 27.413.879.031	Rp 11.306.225.700	Rp 880.631.136	Rp 21.500.000	2890	3260
INRU	2018	Rp -	Rp 1.345.628.592.000	Rp 5.984.557.425.000	Rp 742.872.438.000	Rp 3.508.000.650.000	Rp 2.476.556.775.000	Rp 1.764.158.319.000	Rp 57.280.608.000	Rp 33.479.536.283	286	525
INTD	2018	Rp -	Rp 45.326.151.824	Rp 52.193.007.226	Rp 3.112.978.732	Rp 13.389.632.251	Rp 38.803.374.975	Rp 82.434.741.654	Rp 1.729.634.987	Rp 90.000.000	450	240
INTP	2018	Rp -	Rp 12.315.796.000.000	Rp 27.788.562.000.000	Rp 3.925.649.000.000	Rp 4.566.973.000.000	Rp 23.221.589.000.000	Rp 15.190.283.000.000	Rp 1.145.937.000.000	Rp 23.300.000.000	21950	18450
IPOL	2018	Rp -	Rp 1.581.443.250.156	Rp 4.251.323.823.516	Rp 1.545.108.906.033	Rp 1.898.354.035.116	Rp 2.352.969.788.400	Rp 3.079.020.370.041	Rp 73.840.888.737	Rp 3.319.839.500	127	89
KDSI	2018	Rp -	Rp 824.176.454.137	Rp 1.391.416.464.512	Rp 704.831.802.004	Rp 836.245.435.111	Rp 555.171.029.401	Rp 2.327.951.625.610	Rp 76.761.902.211	Rp 340.000.000	550	1000
LTLS	2018	Rp -	Rp 2.842.640.000.000	Rp 6.318.441.000.000	Rp 2.987.480.000.000	Rp 4.193.399.000.000	Rp 2.125.042.000.000	Rp 7.076.493.000.000	Rp 233.141.000.000	Rp 2.800.000.000	500	615
MDKA	2018	Rp -	Rp 2.250.705.930.165	Rp 11.610.519.878.034	Rp 2.662.980.530.364	Rp 5.466.925.333.485	Rp 6.143.594.544.549	Rp 4.276.868.529.780	Rp 842.145.640.182	Rp 49.880.669.359	410,53	700
MDKI	2018	Rp -	Rp 282.378.000.000	Rp 914.065.000.000	Rp 40.242.000.000	Rp 82.613.000.000	Rp 831.452.000.000	Rp 399.193.000.000	Rp 33.788.000.000	Rp 114.905.544	198,57	270
PANI	2018	Rp -	Rp 109.504.732.067	Rp 149.593.161.546	Rp 91.524.875.312	Rp 109.729.032.999	Rp 39.864.128.547	Rp 294.974.459.837	Rp 1.175.166.829	Rp 10.000.000	0	177
SMBR	2018	Rp -	Rp 1.358.329.865.000	Rp 5.538.079.503.000	Rp 636.408.215.000	Rp 2.064.408.447.000	Rp 3.473.671.056.000	Rp 1.995.807.528.000	Rp 76.074.721.000	Rp 9.900.000.000	3800	1750
SMGR	2018	Rp -	Rp 16.091.024.000.000	Rp 50.783.836.000.000	Rp 8.179.819.000.000	Rp 18.168.521.000.000	Rp 32.615.315.000.000	Rp 30.687.626.000.000	Rp 3.068.762.600.000	Rp 174.650.300.000	9900	11500
SPMA	2018	Rp -	Rp 887.986.684.146	Rp 2.282.845.632.924	Rp 236.077.148.880	Rp 1.013.266.115.558	Rp 1.254.609.679.208	Rp 2.389.268.903.462	Rp 82.232.722.269	Rp 461.400.586	160,61	189,39
SRSN	2018	Rp -	Rp 448.247.260.000	Rp 686.777.211.000	Rp 182.749.220.000	Rp 208.989.195.000	Rp 477.788.016.000	Rp 600.986.872.000	Rp 38.735.092.000	Rp 386.686.124	50	63
SULI	2018	Rp -	Rp 597.343.893.300	Rp 1.472.619.787.254	Rp 1.312.682.259.042	Rp 1.400.062.647.753	Rp 72.557.139.501	Rp 1.365.790.012.587	Rp 47.546.382.807	Rp 3.100.000.000	190	101
TBMS	2018	Rp -	Rp 2.155.382.368.524	Rp 2.778.955.832.268	Rp 2.150.130.118.059	Rp 2.154.702.219.516	Rp 624.253.612.752	Rp 10.728.930.718.044	Rp 92.810.898.873	Rp 881.009.514	900	900
TINS	2018	Rp -	Rp 9.016.657.000.000	Rp 15.220.685.000.000	Rp 6.635.425.000.000	Rp 9.072.333.000.000	Rp 6.148.352.000.000	Rp 11.016.677.000.000	Rp 132.285.000.000	Rp 71.000.000.000	775	755
TPIA	2018	Rp -	Rp 20.311.869.501	Rp 46.183.741.758	Rp 9.899.678.250	Rp 20.423.811.177	Rp 25.759.930.581	Rp 37.011.466.107	Rp 2.653.244.748	Rp 12.000.000.000	6000	5925
ABMM	2018	Rp -	Rp 4.733.253.956.970	Rp 12.398.425.381.188	Rp 3.242.354.684.877	Rp 8.791.778.137.527	Rp 3.606.647.243.661	Rp 11.250.300.427.443	Rp 978.364.106.874	Rp 21.517.472.538	2300	2270
AMFG	2018	Rp -	Rp 2.208.918.000.000	Rp 8.432.632.000.000	Rp 1.738.904.000.000	Rp 4.835.966.000.000	Rp 3.596.666.000.000	Rp 4.443.262.000.000	Rp 6.596.000.000	Rp 1.220.000.000	6025	3690

AMIN	2018	Rp -	Rp 257.665.373.808	Rp 360.906.218.575	Rp 144.509.470.711	Rp 178.767.779.764	Rp 182.138.438.811	Rp 246.403.880.622	Rp 39.082.873.015	Rp 348.558.355	400	428
ASII	2018	Rp -	Rp 133.609.000.000.000	Rp 344.711.000.000.000	Rp 166.467.000.000.000	Rp 170.348.000.000.000	Rp 174.363.000.000.000	Rp 239.205.000.000.000	Rp 27.372.000.000.000	Rp 147.496.234.281	8300	8225
BHIT	2018	Rp -	Rp 19.185.166.000.000	Rp 56.421.973.000.000	Rp 17.171.841.000.000	Rp 31.925.209.000.000	Rp 24.496.764.000.000	Rp 14.725.851.000.000	Rp 945.195.000.000	Rp 5.881.449.000	90	58
CTTH	2018	Rp -	Rp 448.277.313.165	Rp 732.375.700.320	Rp 242.164.802.882	Rp 408.238.120.584	Rp 324.137.579.736	Rp 281.313.199.366	Rp 4.571.916.506	Rp 912.000.000	99	119
HEXA	2018	Rp -	Rp 3.467.502.881.766	Rp 4.123.600.001.136	Rp 1.792.316.773.170	Rp 1.936.235.086.632	Rp 2.187.364.914.504	Rp 4.994.999.121.420	Rp 328.162.596.993	Rp 553.014.000	2990	2850
IMPC	2018	Rp -	Rp 1.220.137.554.014	Rp 2.370.198.817.803	Rp 342.328.901.816	Rp 997.975.486.781	Rp 1.372.223.331.022	Rp 1.395.298.815.177	Rp 105.523.929.164	Rp 7.033.477.500	1090	940
JECC	2018	Rp -	Rp 1.454.790.103.000	Rp 2.102.146.140.000	Rp 1.293.882.935.000	Rp 1.394.055.211.000	Rp 708.090.929.000	Rp 3.207.579.964.000	Rp 88.428.879.000	Rp 2.460.000.000	4700	6675
KBLM	2018	Rp -	Rp 604.353.216.583	Rp 1.298.358.478.375	Rp 463.589.374.916	Rp 476.887.194.322	Rp 821.471.284.053	Rp 1.243.465.775.218	Rp 40.675.096.628	Rp 105.000.000	282	250
MARK	2018	Rp -	Rp 162.149.436.873	Rp 318.080.326.465	Rp 73.075.412.445	Rp 80.342.456.509	Rp 237.737.869.956	Rp 325.472.602.675	Rp 81.905.439.662	Rp 53.400.000	320	397
MLIA	2018	Rp -	Rp 1.151.925.371.000	Rp 5.263.726.099.000	Rp 1.232.040.043.000	Rp 3.022.358.125.000	Rp 2.241.367.974.000	Rp 5.576.944.266.000	Rp 189.082.238.000	Rp 5.900.000.000	590	1205
SCCO	2018	Rp -	Rp 2.310.899.967.253	Rp 4.165.196.478.857	Rp 1.211.478.289.822	Rp 1.254.447.340.790	Rp 2.910.749.138.067	Rp 5.160.182.004.111	Rp 253.995.332.656	Rp 871.923.500	9000	8700
SKRN	2018	Rp -	Rp 402.475.471.538	Rp 1.583.586.778.555	Rp 235.309.316.647	Rp 944.349.233.396	Rp 639.237.545.159	Rp 560.767.856.390	Rp 63.286.719.958	Rp 371.377.854	0	454
SPTO	2018	Rp -	Rp 1.127.748.329.437	Rp 2.479.709.879.330	Rp 641.087.613.285	Rp 902.961.514.772	Rp 1.576.748.364.558	Rp 2.268.091.163.130	Rp 204.033.768.562	Rp 1.850.250.000	0	1000
TOTO	2018	Rp -	Rp 1.339.048.037.127	Rp 2.897.119.790.044	Rp 453.374.610.070	Rp 967.642.637.307	Rp 1.929.477.152.737	Rp 2.228.260.379.884	Rp 346.692.796.102	Rp 4.335.670.906	408	348
UNTR	2018	Rp -	Rp 55.651.808.000.000	Rp 116.281.017.000.000	Rp 48.785.716.000.000	Rp 59.230.338.000.000	Rp 57.050.679.000.000	Rp 84.624.733.000.000	Rp 11.498.409.000.000	Rp 180.000.000.000	35400	27350
VOKS	2018	Rp -	Rp 1.910.426.741.688	Rp 2.485.382.578.010	Rp 1.497.401.925.999	Rp 1.562.752.955.234	Rp 922.629.622.776	Rp 2.684.419.276.973	Rp 105.468.744.587	Rp 300.000.000	312	300
ADES	2018	Rp -	Rp 364.138.000.000	Rp 881.275.000.000	Rp 262.397.000.000	Rp 399.361.000.000	Rp 881.275.000.000	Rp 804.302.000.000	Rp 52.958.000.000	Rp 413.000.000	885	920
BUDI	2018	Rp -	Rp 1.472.140.000.000	Rp 3.392.980.000.000	Rp 1.467.508.000.000	Rp 2.166.496.000.000	Rp 1.226.484.000.000	Rp 2.647.193.000.000	Rp 50.467.000.000	Rp 43.089.000.000	94	96
CPRO	2018	Rp -	Rp 1.959.723.000.000	Rp 6.572.440.000.000	Rp 3.192.796.000.000	Rp 5.898.097.000.000	Rp 674.343.000.000	Rp 7.390.580.000.000	Rp 1.831.870.000.000	Rp 5.000.000.000	50	50
DLTA	2018	Rp -	Rp 1.384.227.944.000	Rp 1.523.517.170.000	Rp 192.299.843.000	Rp 239.353.356.000	Rp 1.284.163.814.000	Rp 893.006.350.000	Rp 338.129.985.000	Rp 405.000.000	4500	5500
DSNG	2018	Rp -	Rp 2.397.920.000.000	Rp 11.738.892.000.000	Rp 2.321.028.000.000	Rp 8.079.930.000.000	Rp 3.658.962.000.000	Rp 4.761.805.000.000	Rp 432.417.000.000	Rp 8.500.000.000	436	410
FISH	2018	Rp -	Rp 4.992.432.350.598	Rp 6.280.198.869.483	Rp 3.860.601.896.151	Rp 4.696.847.881.110	Rp 1.583.350.988.373	Rp 14.876.287.458.417	Rp 173.806.726.401	Rp 808.400.500	2400	4030
GGRM	2018	Rp -	Rp 45.284.719.000.000	Rp 69.097.219.000.000	Rp 22.003.567.000.000	Rp 23.963.934.000.000	Rp 45.133.285.000.000	Rp 95.707.663.000.000	Rp 7.793.068.000.000	Rp 78.900.000.000	83800	83625
GOOD	2018	Rp -	Rp 1.570.545.769.306	Rp 4.212.408.305.683	Rp 1.328.163.043.500	Rp 1.722.999.829.003	Rp 2.489.408.476.680	Rp 8.048.946.664.266	Rp 425.481.597.110	Rp 3.225.000.000	0	375
HMSP	2018	Rp -	Rp 37.831.483.000.000	Rp 46.602.420.000.000	Rp 8.793.999.000.000	Rp 11.244.167.000.000	Rp 35.358.253.000.000	Rp 106.741.891.000.000	Rp 13.538.418.000.000	Rp 101.000.000.000	4730	3710
JPFA	2018	Rp -	Rp 12.415.809.000.000	Rp 23.038.028.000.000	Rp 6.904.477.000.000	Rp 12.823.219.000.000	Rp 10.214.809.000.000	Rp 34.012.965.000.000	Rp 2.253.201.000.000	Rp 31.201.200.000	1300	2150
KINO	2018	Rp -	Rp 1.975.979.249.304	Rp 3.592.164.205.408	Rp 1.316.323.262.100	Rp 1.405.264.079.012	Rp 2.186.900.126.396	Rp 3.611.694.059.699	Rp 150.116.045.042	Rp 79.730.000	2120	2800
MYOR	2018	Rp -	Rp 12.647.858.727.872	Rp 17.591.706.426.634	Rp 4.764.510.387.113	Rp 9.049.161.949.940	Rp 8.542.544.481.694	Rp 24.060.802.395.725	Rp 2.381.942.198.855	Rp 4.000.000.000	2020	2620
SGRO	2018	Rp -	Rp 1.591.686.549.000	Rp 9.018.844.952.000	Rp 1.732.828.695.000	Rp 4.989.995.294.000	Rp 4.028.849.658.000	Rp 3.207.181.767.000	Rp 63.608.069.000	Rp 10.783.131.733	587	2370
SIPD	2018	Rp -	Rp 1.154.203.000.000	Rp 2.187.879.000.000	Rp 1.047.350.000.000	Rp 1.347.391.000.000	Rp 840.488.000.000	Rp 3.120.459.000.000	Rp 25.934.000.000	Rp 116.121.040	930	1025

SKBM	2018	Rp -	Rp 851.410.216.636	Rp 1.771.365.972.009	Rp 615.506.825.729	Rp 730.789.419.438	Rp 1.040.576.552.571	Rp 1.953.910.957.160	Rp 15.954.632.472	Rp 377.998.623	715	695
SSMS	2018	Rp -	Rp 6.102.755.239.000	Rp 11.296.112.298.000	Rp 1.156.484.796.000	Rp 7.226.929.956.000	Rp 4.069.182.342.000	Rp 3.710.780.545.000	Rp 86.770.969.000	Rp 23.089.291.846	1500	1250
TCID	2018	Rp -	Rp 1.333.428.311.186	Rp 2.445.143.511.801	Rp 227.508.966.451	Rp 472.680.346.662	Rp 1.972.463.165.139	Rp 2.648.754.344.347	Rp 173.049.442.756	Rp 3.750.000.000	17900	17250
ULTJ	2018	Rp -	Rp 2.793.521.000.000	Rp 5.555.871.000.000	Rp 635.161.000.000	Rp 780.915.000.000	Rp 4.774.956.000.000	Rp 5.472.882.000.000	Rp 701.607.000.000	Rp 1.674.160.000	1295	1350
WIIM	2018	Rp -	Rp 888.979.741.744	Rp 1.255.573.914.558	Rp 150.202.377.711	Rp 250.337.111.893	Rp 1.005.236.802.665	Rp 1.405.384.153.405	Rp 51.142.850.919	Rp 35.341.337.264	290	141
AUTO	2018	Rp -	Rp 6.013.683.000.000	Rp 15.889.648.000.000	Rp 4.066.699.000.000	Rp 4.626.013.000.000	Rp 11.263.635.000.000	Rp 15.356.381.000.000	Rp 680.801.000.000	Rp 1.287.374.790	2060	1470
BATA	2018	Rp -	Rp 569.545.551.000	Rp 876.856.225.000	Rp 194.538.478.000	Rp 240.048.866.000	Rp 636.807.359.000	Rp 992.696.071.000	Rp 67.944.867.000	Rp 178.616.000	570	600
BRAM	2018	Rp -	Rp 1.577.763.873.378	Rp 4.313.509.461.954	Rp 734.262.082.785	Rp 1.106.582.905.890	Rp 3.206.926.556.064	Rp 3.848.399.103.780	Rp 281.994.208.650	Rp 2.952.692.300	7375	6100
CINT	2018	Rp -	Rp 219.577.845.340	Rp 491.382.035.136	Rp 81.075.913.501	Rp 102.703.457.308	Rp 388.678.577.828	Rp 370.390.736.433	Rp 13.554.152.161	Rp 853.000.000	334	284
ERTX	2018	Rp -	Rp 438.759.779.535	Rp 910.811.933.262	Rp 435.225.248.766	Rp 634.089.316.014	Rp 276.722.617.248	Rp 1.104.127.640.154	Rp 15.422.454.432	Rp 426.000.000	118	124
ESTI	2018	Rp -	Rp 425.448.092.223	Rp 902.689.409.160	Rp 466.154.434.053	Rp 666.208.616.535	Rp 236.480.792.625	Rp 523.687.027.248	Rp 20.565.018.936	Rp 3.000.000.000	77	81
HRTA	2018	Rp -	Rp 1.430.530.685.815	Rp 1.537.031.552.479	Rp 388.009.846.474	Rp 444.308.333.455	Rp 1.092.723.219.024	Rp 2.745.593.297.236	Rp 123.393.863.438	Rp 132.000.000	298	306
IMAS	2018	Rp -	Rp 16.137.583.174.822	Rp 41.044.311.290.764	Rp 21.536.297.168.526	Rp 30.844.060.259.718	Rp 10.200.251.031.046	Rp 17.878.271.522.708	Rp 112.707.388.192	Rp 410.000.000	840	2160
INDR	2018	Rp -	Rp 4.647.396.874.428	Rp 11.787.414.314.445	Rp 4.479.111.163.296	Rp 6.701.822.200.458	Rp 5.085.592.113.987	Rp 12.216.579.301.080	Rp 907.631.942.679	Rp 2.779.623.000	1250	5925
PBRX	2018	Rp -	Rp 450.990.985	Rp 579.066.122	Rp 69.846.316	Rp 328.472.770	Rp 250.593.352	Rp 611.371.311	Rp 16.260.183	Rp 702.070	535	550
RICY	2018	Rp -	Rp 1.211.372.836.329	Rp 1.539.602.054.832	Rp 994.288.048.839	Rp 1.094.692.568.786	Rp 444.909.486.046	Rp 2.107.868.384.272	Rp 18.480.376.459	Rp 1.455.104.177	150	164
SMSM	2018	Rp -	Rp 1.853.782.000.000	Rp 2.801.203.000.000	Rp 470.116.000.000	Rp 650.926.000.000	Rp 2.150.277.000.000	Rp 3.933.353.000.000	Rp 633.550.000.000	Rp 1.077.709.774	1255	1400
TRIS	2018	Rp -	Rp 776.931.738.902	Rp 1.157.884.379.902	Rp 485.928.695.859	Rp 526.104.931.317	Rp 631.779.448.585	Rp 1.396.784.128.139	Rp 27.101.068.960	Rp 1.377.000.000	308	220
DVLA	2018	Rp -	Rp 1.203.372.372.000	Rp 1.682.821.739.000	Rp 416.537.366.000	Rp 482.559.876.000	Rp 1.200.261.863.000	Rp 1.699.657.296.000	Rp 200.651.968.000	Rp 673.612.050	1960	1940
KAEF	2018	Rp -	Rp 6.378.008.236.000	Rp 11.329.090.864.000	Rp 4.745.842.439.000	Rp 7.182.832.797.000	Rp 4.146.258.067.000	Rp 8.459.247.287.000	Rp 535.085.322.000	Rp 6.688.058.359	2700	2600
KLBF	2018	Rp -	Rp 10.648.288.386.726	Rp 18.146.206.145.369	Rp 2.286.167.471.594	Rp 2.851.611.349.015	Rp 15.294.594.796.354	Rp 21.074.306.186.027	Rp 2.497.261.964.757	Rp 16.000.000.000	1690	1520
PEHA	2018	Rp -	Rp 1.008.461.509.000	Rp 1.868.663.546.000	Rp 671.332.958.000	Rp 1.078.865.209.000	Rp 789.798.337.000	Rp 1.022.969.624.000	Rp 133.292.514.000	Rp 4.515.000.000	0	2810
PYFA	2018	Rp -	Rp 91.387.136.759	Rp 187.057.163.854	Rp 33.141.647.397	Rp 68.129.603.054	Rp 118.927.560.800	Rp 250.445.853.364	Rp 8.447.447.988	Rp 140.000.000	183	189
SIDO	2018	Rp -	Rp 1.543.597.000.000	Rp 3.337.628.000.000	Rp 368.380.000.000	Rp 435.014.000.000	Rp 2.902.614.000.000	Rp 2.763.292.000.000	Rp 663.849.000.000	Rp 6.974.250.000	270,44	416,82
PTSN	2018	Rp -	Rp 3.189.810.088.773	Rp 4.185.095.565.420	Rp 2.953.635.447.609	Rp 3.171.450.431.457	Rp 1.013.645.133.963	Rp 5.596.709.962.536	Rp 174.641.370.057	Rp 517.533.058	62,33	663,33
ADRO	2019	Rp -	Rp 29.368.032.156.000	Rp 100.454.884.495.000	Rp 17.156.573.319.000	Rp 45.010.009.490.000	Rp 55.444.875.005.000	Rp 48.120.126.526.000	Rp 6.054.792.838.000	Rp 57.067.900.000	1215	1555
BIPI	2019	Rp -	Rp 4.878.249.707.769	Rp 17.448.182.034.033	Rp 4.179.984.936.312	Rp 12.389.022.211.614	Rp 5.059.159.822.419	Rp 986.689.724.025	Rp 381.889.562.154	Rp 292.299.000	50	50
BOSS	2019	Rp -	Rp 306.716.957.106	Rp 871.638.982.195	Rp 228.285.647.191	Rp 678.262.661.673	Rp 193.376.320.522	Rp 271.218.864.514	Rp 2.747.135.008	Rp 704.500.000	2400	172
BSSR	2019	Rp -	Rp 1.079.242.151.946	Rp 3.492.003.118.404	Rp 755.312.474.988	Rp 1.118.849.000.502	Rp 2.370.645.134.638	Rp 5.819.359.787.229	Rp 424.076.533.983	Rp 2.014.205.000	2340	1820
BUMI	2019	Rp -	Rp 6.319.240.392.246	Rp 51.539.353.623.982	Rp 16.324.858.019.355	Rp 44.441.558.907.981	Rp 7.097.794.716.001	Rp 15.485.814.755.942	Rp 131.819.638.958	Rp 97.560.000.000	103	66

BYAN	2019	Rp	-	Rp	7.231.967.431.504	Rp	17.789.040.472.037	Rp	8.086.063.258.277	Rp	9.172.063.683.240	Rp	8.616.976.788.797	Rp	19.369.538.899.446	Rp	3.259.986.764.563	Rp	27.898.162.328	19875	15900
DSSA	2019	Rp	-	Rp	12.043.876.874.719	Rp	51.764.386.077.816	Rp	9.289.370.370.630	Rp	28.963.551.333.058	Rp	22.800.834.744.758	Rp	23.194.835.688.139	Rp	997.357.760.628	Rp	71.519.065.127	13500	13875
ENRG	2019	Rp	-	Rp	1.963.700.523.425	Rp	9.456.147.856.468	Rp	5.592.816.927.029	Rp	7.979.314.229.820	Rp	1.476.833.626.648	Rp	4.653.697.988.357	Rp	341.391.967.193	Rp	2.416.338.400	50	50
GEMS	2019	Rp	-	Rp	5.118.904.680.175	Rp	10.865.813.998.473	Rp	3.869.449.568.730	Rp	5.879.095.486.283	Rp	4.986.718.512.190	Rp	15.414.792.821.819	Rp	929.313.963.583	Rp	68.335.108.812	2550	2550
HITS	2019	Rp	-	Rp	460.741.782.836	Rp	2.837.357.221.982	Rp	636.134.823.456	Rp	1.961.334.209.911	Rp	876.023.012.071	Rp	1.200.618.963.721	Rp	182.925.989.501	Rp	4.120.577.841	700	725
HRUM	2019	Rp	-	Rp	4.014.099.087.695	Rp	6.221.820.197.726	Rp	435.255.091.668	Rp	660.017.280.279	Rp	5.561.802.917.447	Rp	3.654.999.521.811	Rp	280.086.316.291	Rp	3.052.506.295	1400	1320
INDY	2019	Rp	-	Rp	19.924.030.269.474	Rp	50.333.373.701.735	Rp	9.902.131.601.984	Rp	35.777.242.361.393	Rp	14.556.131.340.342	Rp	38.732.073.089.980	Rp	69.489.688.846	Rp	59.500.000.000	1585	1740
ITMG	2019	Rp	-	Rp	6.576.727.500	Rp	16.828.641.679	Rp	3.247.135.672	Rp	4.517.773.344	Rp	12.310.868.335	Rp	23.879.325.048	Rp	1.760.781.338	Rp	161.048.188.000	20250	11475
JSKY	2019	Rp	-	Rp	326.465.468.791	Rp	536.005.715.165	Rp	305.269.698.880	Rp	317.636.274.640	Rp	218.369.440.525	Rp	382.769.688.315	Rp	13.992.249.619	Rp	21.000.000	510	210
KKGI	2019	Rp	-	Rp	545.584.017.330	Rp	1.758.728.800.503	Rp	251.006.198.650	Rp	458.929.793.497	Rp	1.299.799.007.006	Rp	1.598.621.327.303	Rp	75.362.365.488	Rp	8.672.109.589	354	236
KOPI	2019	Rp	-	Rp	72.956.352.985	Rp	148.795.491.227	Rp	55.776.736.715	Rp	62.163.489.779	Rp	86.632.001.447	Rp	187.979.951.916	Rp	6.803.937.948	Rp	367.312.400	730	620
PGAS	2019	Rp	-	Rp	30.686.539.036.713	Rp	102.634.713.418.364	Rp	15.636.065.892.943	Rp	57.616.479.455.725	Rp	45.018.233.962.639	Rp	53.570.301.443.596	Rp	1.572.585.253.205	Rp	128.036.480.261	2120	2170
PTBA	2019	Rp	-	Rp	11.679.884.000.000	Rp	26.098.052.000.000	Rp	4.691.251.000.000	Rp	7.675.226.000.000	Rp	18.422.826.000.000	Rp	21.787.564.000.000	Rp	4.040.394.000.000	Rp	396.562.000.000	4300	2660
RAJA	2019	Rp	-	Rp	985.316.433.728	Rp	2.511.545.543.115	Rp	327.325.272.684	Rp	803.666.218.010	Rp	1.707.879.325.105	Rp	1.699.954.695.564	Rp	88.210.298.438	Rp	1.096.380.312	260	248
RUIS	2019	Rp	-	Rp	611.756.617.722	Rp	1.251.357.407.016	Rp	591.403.183.354	Rp	818.355.397.777	Rp	433.002.009.239	Rp	1.596.396.576.716	Rp	33.086.271.543	Rp	750.000.000	160	123
SMMT	2019	Rp	-	Rp	85.378.192.680	Rp	871.513.339.763	Rp	139.763.286.351	Rp	287.067.420.462	Rp	584.445.919.301	Rp	250.264.866.368	Rp	6.234.017.119	Rp	3.591.127.419	324	189
TOBA	2019	Rp	-	Rp	1.176.694.081.786	Rp	8.833.560.507.064	Rp	1.279.569.717.004	Rp	5.156.997.419.911	Rp	3.676.563.087.153	Rp	7.314.775.501.581	Rp	608.896.398.300	Rp	35.714.107.907	405	358
ALDO	2019	Rp	-	Rp	527.212.418.930	Rp	925.114.449.507	Rp	291.076.212.712	Rp	391.708.143.237	Rp	533.406.306.270	Rp	1.096.435.817.888	Rp	78.421.735.355	Rp	1.829.125.000	409,33	428
ALKA	2019	Rp	-	Rp	586.263.457.000	Rp	604.824.614.000	Rp	498.178.849.000	Rp	500.032.251.000	Rp	104.792.363.000	Rp	2.218.385.509.000	Rp	7.354.721.000	Rp	190.495.000	300	418
ANTM	2019	Rp	-	Rp	7.665.239.260.000	Rp	30.194.907.730.000	Rp	5.293.238.393.000	Rp	12.061.488.555.000	Rp	18.133.419.175.000	Rp	32.718.542.699.000	Rp	193.852.031.000	Rp	287.550.000.000	765	840
BRPT	2019	Rp	-	Rp	25.445.783.227	Rp	99.972.312.765	Rp	15.389.333.565	Rp	61.614.235.132	Rp	38.358.077.633	Rp	33.439.924.254	Rp	1.912.192.220	Rp	3.660.339.838	478	1510
CITA	2019	Rp	-	Rp	971.407.339.213	Rp	3.861.308.057.131	Rp	1.430.330.374.800	Rp	1.847.122.969.502	Rp	2.014.185.087.629	Rp	3.894.771.060.856	Rp	657.718.925.237	Rp	6.943.158.200	1840	1750
CLPI	2019	Rp	-	Rp	523.533.024.832	Rp	691.512.231.303	Rp	208.394.575.715	Rp	220.594.578.035	Rp	470.917.653.268	Rp	816.412.755.904	Rp	36.143.042.190	Rp	150.000.000	640	770
ESIP	2019	Rp	-	Rp	29.437.724.375	Rp	75.609.342.033	Rp	17.710.996.563	Rp	24.040.090.991	Rp	51.569.251.042	Rp	53.528.450.125	Rp	1.191.566.812	Rp	20.000.000	0	300
FASW	2019	Rp	-	Rp	2.641.761.193.939	Rp	10.751.992.944.302	Rp	3.752.020.296.349	Rp	6.059.395.120.910	Rp	4.692.597.823.392	Rp	8.268.503.880.196	Rp	968.833.390.696	Rp	35.000.000.000	7775	7700
IFII	2019	Rp	-	Rp	295.901.856.337	Rp	1.101.538.734.976	Rp	97.387.654.752	Rp	129.293.906.698	Rp	972.244.828.278	Rp	669.713.224.904	Rp	59.266.142.810	Rp	206.070.000	0	210
IFSH	2019	Rp	-	Rp	662.368.557.132	Rp	1.195.198.550.046	Rp	617.963.023.345	Rp	676.354.599.940	Rp	518.843.950.106	Rp	1.085.328.207.907	Rp	97.724.305.744	Rp	3.998.062.192	0	590
IGAR	2019	Rp	-	Rp	446.573.796.440	Rp	617.594.780.669	Rp	57.853.674.597	Rp	80.669.409.164	Rp	536.925.371.505	Rp	776.541.441.414	Rp	60.836.752.751	Rp	32.270.000	382	340
INCO	2019	Rp	-	Rp	8.188.728.647	Rp	30.937.594.272	Rp	1.900.667.288	Rp	3.911.169.405	Rp	27.026.424.867	Rp	10.884.825.028	Rp	798.950.600	Rp	49.454.207.000	3260	3640
INTD	2019	Rp	-	Rp	43.558.578.916	Rp	49.420.100.780	Rp	2.721.869.447	Rp	8.113.892.125	Rp	41.306.208.655	Rp	84.938.903.562	Rp	739.722.738	Rp	100.000.000	240	350

INTP	2019	Rp -	Rp 12.829.494.000.000	Rp 27.707.749.000.000	Rp 3.873.487.000.000	Rp 4.627.488.000.000	Rp 23.080.261.000.000	Rp 15.939.348.000.000	Rp 1.835.305.000.000	Rp 21.300.000.000	18450	19025
IPOK	2019	Rp -	Rp 1.462.331.392.710	Rp 2.400.761.146.016	Rp 1.290.962.724.722	Rp 1.588.655.699.116	Rp 2.274.436.839.610	Rp 2.829.142.784.942	Rp 62.775.065.813	Rp 4.274.876.948	89	93
KDSI	2019	Rp -	Rp 629.203.673.926	Rp 1.253.650.408.375	Rp 507.508.226.950	Rp 645.444.999.358	Rp 608.205.409.017	Rp 2.234.941.096.110	Rp 64.090.903.507	Rp 2.900.000.000	1000	1170
LTLS	2019	Rp -	Rp 2.508.089.000.000	Rp 5.863.204.000.000	Rp 2.971.594.000.000	Rp 3.703.024.000.000	Rp 2.160.180.000.000	Rp 6.534.734.000.000	Rp 225.747.000.000	Rp 3.580.000.000	615	610
MDKA	2019	Rp -	Rp 2.850.049.484.836	Rp 13.240.492.775.797	Rp 3.536.380.606.777	Rp 5.943.536.141.393	Rp 7.296.956.634.404	Rp 5.595.986.241.572	Rp 963.941.596.107	Rp 42.560.458.303	700	1070
MDKI	2019	Rp -	Rp 296.904.000.000	Rp 923.795.000.000	Rp 42.109.000.000	Rp 89.397.000.000	Rp 834.398.000.000	Rp 349.579.000.000	Rp 32.859.000.000	Rp 128.570.706	270	199
OKAS	2019	Rp -	Rp 889.006.307.296	Rp 2.667.628.977.739	Rp 1.369.333.348.004	Rp 2.497.455.631.714	Rp 170.173.346.025	Rp 2.252.008.458.960	Rp 17.223.955.198	Rp 311.200.000	167	196
SMBR	2019	Rp -	Rp 1.071.983.297.000	Rp 5.571.270.204.000	Rp 468.526.330.000	Rp 2.088.977.112.000	Rp 3.482.293.092.000	Rp 1.999.516.771.000	Rp 30.073.855.000	Rp 12.400.000.000	1750	440
SMCB	2019	Rp -	Rp 3.206.838.000.000	Rp 19.567.498.000.000	Rp 2.963.506.000.000	Rp 12.584.886.000.000	Rp 6.982.612.000.000	Rp 11.057.843.000.000	Rp 499.052.000.000	Rp 36.670.000.000	1885	1180
SMGR	2019	Rp -	Rp 16.658.531.000.000	Rp 79.807.067.000.000	Rp 12.240.252.000.000	Rp 43.915.143.000.000	Rp 33.891.924.000.000	Rp 40.368.107.000.000	Rp 2.371.233.000.000	Rp 153.280.000.000	11500	12000
SPMA	2019	Rp -	Rp 916.211.954.071	Rp 2.372.130.750.775	Rp 565.569.011.340	Rp 994.592.156.971	Rp 1.377.538.593.804	Rp 2.514.161.429.045	Rp 131.005.670.940	Rp 1.438.410.110	189,39	253,03
SRSN	2019	Rp -	Rp 537.425.364.000	Rp 779.246.858.000	Rp 217.673.718.000	Rp 264.646.295.000	Rp 514.600.563.000	Rp 684.464.392.000	Rp 42.829.128.000	Rp 1.459.206.228	63	68
TBMS	2019	Rp -	Rp 1.589.515.350.475	Rp 2.143.393.644.229	Rp 1.474.334.985.201	Rp 1.477.075.079.541	Rp 666.318.564.688	Rp 8.126.295.348.313	Rp 82.554.312.788	Rp 703.605.450	900	830
TPIA	2019	Rp -	Rp 19.335.216.956	Rp 48.037.405.909	Rp 10.911.967.078	Rp 23.526.158.261	Rp 24.511.247.648	Rp 26.181.485.891	Rp 329.142.593	Rp 11.000.000.000	5925	10375
YPAS	2019	Rp -	Rp 146.737.666.960	Rp 278.236.534.771	Rp 94.274.141.595	Rp 156.887.406.881	Rp 121.349.127.890	Rp 388.118.905.159	Rp 3.488.737.738	Rp 123.000.000	640	550
ABMM	2019	Rp -	Rp 3.629.448.469.187	Rp 11.890.010.180.035	Rp 3.014.892.090.484	Rp 8.477.158.916.626	Rp 3.412.851.263.409	Rp 8.245.545.336.888	Rp 54.200.084.916	Rp 31.692.074.031	2270	1530
AMIN	2019	Rp -	Rp 291.688.867.203	Rp 404.722.056.954	Rp 167.420.913.753	Rp 197.498.325.699	Rp 207.223.731.255	Rp 264.872.722.193	Rp 32.352.159.254	Rp 222.892.600	428	312
ASII	2019	Rp -	Rp 129.058.000.000.000	Rp 351.958.000.000.000	Rp 99.962.000.000.000	Rp 165.195.000.000.000	Rp 186.763.000.000.000	Rp 237.166.000.000.000	Rp 26.621.000.000.000	Rp 134.791.808.570	8225	6925
BHIT	2019	Rp -	Rp 18.707.497.000.000	Rp 57.613.499.000.000	Rp 17.191.092.000.000	Rp 28.781.322.000.000	Rp 28.832.177.000.000	Rp 15.967.376.000.000	Rp 2.087.823.000.000	Rp 5.855.199.000	58	64
BNBR	2019	Rp -	Rp 11.259.202.000.000	Rp 14.364.538.000.000	Rp 11.115.243.000.000	Rp 12.009.860.000.000	Rp 2.354.678.000.000	Rp 3.235.677.000.000	Rp 881.524.000.000	Rp 17.866.649.941	50	50
CCSI	2019	Rp -	Rp 259.371.457.000	Rp 451.906.621.000	Rp 82.019.439.000	Rp 124.967.821.000	Rp 326.938.801.000	Rp 381.575.196.000	Rp 55.521.996.000	Rp 60.000.000	0	215
HEXA	2019	Rp -	Rp 4.227.627.028.702	Rp 4.820.322.991.550	Rp 2.308.793.789.341	Rp 2.463.986.616.750	Rp 2.356.336.374.800	Rp 6.421.295.572.009	Rp 523.356.863.663	Rp 600.744.040	2850	3470
IMPC	2019	Rp -	Rp 1.174.699.544.323	Rp 2.501.132.856.219	Rp 479.079.545.266	Rp 1.092.845.023.431	Rp 1.408.287.832.788	Rp 1.495.759.701.262	Rp 93.145.200.039	Rp 5.567.331.621	940	1050
JECC	2019	Rp -	Rp 1.287.480.241.000	Rp 1.888.753.850.000	Rp 1.028.264.298.000	Rp 1.132.822.125.000	Rp 756.131.725.000	Rp 2.926.098.892.000	Rp 102.517.868.000	Rp 3.370.000.000	6675	6175
KBLM	2019	Rp -	Rp 575.917.900.166	Rp 1.284.437.358.420	Rp 422.310.102.458	Rp 436.010.329.994	Rp 848.427.028.426	Rp 1.149.120.504.681	Rp 38.648.269.147	Rp 142.979.000	250	304
MARK	2019	Rp -	Rp 229.920.987.744	Rp 441.254.067.741	Rp 75.173.239.233	Rp 142.230.988.429	Rp 299.023.079.312	Rp 361.544.998.431	Rp 88.002.544.533	Rp 8.450.000.000	397	452
MLIA	2019	Rp -	Rp 1.436.370.319.000	Rp 5.758.102.626.000	Rp 1.146.204.194.000	Rp 3.225.135.741.000	Rp 2.532.966.885.000	Rp 3.887.075.800.000	Rp 126.773.341.000	Rp 3.718.456.000	1205	700
SCCO	2019	Rp -	Rp 2.545.811.121.087	Rp 4.400.655.628.146	Rp 1.215.211.419.437	Rp 1.259.634.682.555	Rp 3.141.020.945.591	Rp 5.701.072.391.797	Rp 303.593.922.331	Rp 1.096.511.700	8700	9175
SKRN	2019	Rp -	Rp 563.686.119.449	Rp 1.672.444.043.460	Rp 279.590.955.886	Rp 935.068.597.559	Rp 737.375.445.901	Rp 682.378.381.166	Rp 137.432.985.242	Rp 541.443.982	454	550
SPTO	2019	Rp -	Rp 1.190.788.666.084	Rp 2.935.612.669.587	Rp 813.554.028.073	Rp 1.244.345.353.916	Rp 1.691.267.315.671	Rp 2.266.242.809.404	Rp 220.641.656.302	Rp 1.281.500.000	1000	840

TOTO	2019	Rp -	Rp 1.339.772.262.044	Rp 2.918.467.252.139	Rp 366.190.601.907	Rp 994.204.688.438	Rp 1.924.262.563.701	Rp 2.056.096.661.320	Rp 140.597.500.915	Rp 2.386.702.246	348	292
UNTR	2019	Rp -	Rp 50.826.955.000.000	Rp 111.713.375.000.000	Rp 32.585.529.000.000	Rp 50.603.301.000.000	Rp 61.110.074.000.000	Rp 84.430.478.000.000	Rp 11.134.641.000.000	Rp 153.000.000.000	27350	21525
VOKS	2019	Rp -	Rp 2.280.902.024.124	Rp 3.027.942.155.357	Rp 1.284.816.720.522	Rp 1.918.323.973.420	Rp 1.109.618.181.937	Rp 2.669.686.185.127	Rp 208.249.125.401	Rp 621.203.492	300	402
ADES	2019	Rp -	Rp 351.120.000.000	Rp 822.375.000.000	Rp 175.191.000.000	Rp 254.438.000.000	Rp 567.937.000.000	Rp 764.703.000.000	Rp 83.885.000.000	Rp 413.000.000	920	1045
ANDI	2019	Rp -	Rp 104.402.732.153	Rp 487.338.794.012	Rp 76.718.816.762	Rp 228.166.283.605	Rp 259.172.510.407	Rp 311.779.628.307	Rp 12.492.217.169	Rp 687.984.000	0	50
BUDI	2019	Rp -	Rp 1.141.009.000.000	Rp 2.999.767.000.000	Rp 1.133.685.000.000	Rp 1.714.449.000.000	Rp 1.285.318.000.000	Rp 3.003.768.000.000	Rp 64.021.000.000	Rp 49.571.900.000	96	103
CPRO	2019	Rp -	Rp 1.574.516.000.000	Rp 6.000.259.000.000	Rp 5.077.465.000.000	Rp 5.670.767.000.000	Rp 329.492.000.000	Rp 7.175.764.000.000	Rp 348.836.000.000	Rp 2.800.000.000	50	50
DLTA	2019	Rp -	Rp 1.292.805.083.000	Rp 1.425.983.722.000	Rp 160.587.363.000	Rp 212.420.390.000	Rp 1.213.563.332.000	Rp 827.136.727.000	Rp 317.815.177.000	Rp 556.875.000	5500	6800
DSNG	2019	Rp -	Rp 1.932.531.000.000	Rp 11.620.821.000.000	Rp 2.361.728.000.000	Rp 7.889.229.000.000	Rp 3.731.592.000.000	Rp 5.736.684.000.000	Rp 178.164.000.000	Rp 9.500.000.000	410	460
FISH	2019	Rp -	Rp 4.278.803.558.843	Rp 5.933.238.753.841	Rp 3.629.328.751.868	Rp 4.305.442.687.535	Rp 1.627.796.066.306	Rp 14.227.903.615.374	Rp 157.890.928.126	Rp 156.200.000	4030	3800
GGRM	2019	Rp -	Rp 52.081.133.000.000	Rp 78.647.274.000.000	Rp 25.258.727.000.000	Rp 27.716.516.000.000	Rp 50.930.758.000.000	Rp 110.523.819.000.000	Rp 10.880.704.000.000	Rp 23.800.000.000	83625	53000
GOOD	2019	Rp -	Rp 1.999.886.108.743	Rp 5.063.067.672.414	Rp 1.303.881.731.637	Rp 2.297.546.907.499	Rp 2.765.520.764.915	Rp 8.438.631.355.699	Rp 435.766.359.480	Rp 11.918.000.000	375	302
HMSP	2019	Rp -	Rp 41.697.015.000.000	Rp 50.902.806.000.000	Rp 12.727.676.000.000	Rp 15.223.076.000.000	Rp 35.679.730.000.000	Rp 106.055.176.000.000	Rp 13.721.513.000.000	Rp 69.700.000.000	3710	2100
JPFA	2019	Rp -	Rp 12.191.930.000.000	Rp 23.038.028.000.000	Rp 7.033.796.000.000	Rp 13.736.841.000.000	Rp 11.448.168.000.000	Rp 36.742.561.000.000	Rp 1.883.857.000.000	Rp 29.700.000.000	2150	1535
KINO	2019	Rp -	Rp 2.335.039.563.811	Rp 4.695.764.958.883	Rp 1.733.135.623.684	Rp 1.992.902.779.331	Rp 2.702.862.179.552	Rp 4.678.868.638.822	Rp 515.603.339.649	Rp 192.945.751	2800	3430
MYOR	2019	Rp -	Rp 12.776.102.781.513	Rp 19.037.918.806.473	Rp 3.726.359.539.201	Rp 9.137.978.611.156	Rp 9.899.940.195.318	Rp 25.026.739.472.547	Rp 2.704.466.581.011	Rp 8.550.000.000	2620	2050
SGRO	2019	Rp -	Rp 1.043.828.000.000	Rp 9.466.943.000.000	Rp 2.510.981.000.000	Rp 5.314.245.000.000	Rp 4.152.698.000.000	Rp 3.268.127.000.000	Rp 39.996.000.000	Rp 7.858.726.575	2370	2380
SIPD	2019	Rp -	Rp 1.481.676.000.000	Rp 2.470.793.000.000	Rp 1.251.213.000.000	Rp 1.554.580.000.000	Rp 916.213.000.000	Rp 4.105.991.000.000	Rp 79.776.000.000	Rp 377.710.000	1025	850
SKBM	2019	Rp -	Rp 889.743.651.128	Rp 1.820.383.352.811	Rp 668.931.501.885	Rp 784.562.971.811	Rp 1.035.820.381.000	Rp 2.104.704.872.583	Rp 957.169.058	Rp 339.000.000	695	410
SSMS	2019	Rp -	Rp 3.286.526.354.000	Rp 11.845.204.657.000	Rp 1.308.913.204.000	Rp 7.776.637.385.000	Rp 4.068.567.272.000	Rp 3.277.806.795.000	Rp 12.081.959.000	Rp 32.945.271.000	1250	845
TCID	2019	Rp -	Rp 1.428.191.709.308	Rp 2.551.192.620.939	Rp 255.852.750.863	Rp 532.048.803.777	Rp 2.019.143.817.162	Rp 2.804.151.670.769	Rp 145.149.344.561	Rp 3.330.000.000	17250	11000
ULTJ	2019	Rp -	Rp 3.716.641.000.000	Rp 6.608.422.000.000	Rp 836.314.000.000	Rp 953.283.000.000	Rp 5.655.139.000.000	Rp 6.341.419.000.000	Rp 1.035.865.000.000	Rp 1.900.000.000	1350	1680
WIIM	2019	Rp -	Rp 948.430.163.983	Rp 1.299.521.608.556	Rp 157.443.942.631	Rp 266.351.031.079	Rp 1.033.170.577.477	Rp 1.393.574.099.760	Rp 27.328.091.481	Rp 33.973.270.473	141	168
AUTO	2019	Rp -	Rp 5.544.549.000.000	Rp 16.015.709.000.000	Rp 3.438.909.000.000	Rp 4.365.175.000.000	Rp 11.650.534.000.000	Rp 15.444.775.000.000	Rp 853.509.000.000	Rp 4.557.389.297	1470	1240
BATA	2019	Rp -	Rp 544.652.375.000	Rp 863.146.554.000	Rp 164.585.862.000	Rp 209.895.228.000	Rp 653.251.326.000	Rp 931.271.436.000	Rp 23.441.338.000	Rp 167.923.000	600	660
BRAM	2019	Rp -	Rp 1.348.287.110.135	Rp 3.890.149.320.932	Rp 465.319.964.640	Rp 818.760.747.155	Rp 3.071.388.573.777	Rp 3.418.775.078.457	Rp 202.976.503.867	Rp 580.469.760	6100	10800
CINT	2019	Rp -	Rp 250.724.734.274	Rp 521.493.784.876	Rp 105.476.752.401	Rp 131.822.380.207	Rp 389.671.404.669	Rp 411.783.279.013	Rp 7.221.065.916	Rp 28.500.000	284	302
CNTX	2019	Rp -	Rp 264.019.795.538	Rp 661.047.550.740	Rp 453.102.896.446	Rp 665.893.227.886	Rp 661.047.550.740	Rp 574.530.665.680	Rp 2.859.435.846	Rp 22.930.000	444	338
ERTX	2019	Rp -	Rp 520.721.161.823	Rp 994.136.291.592	Rp 482.982.089.958	Rp 721.847.023.288	Rp 272.289.268.304	Rp 1.202.064.952.955	Rp 11.713.993.777	Rp 431.500.000	124	140
HRTA	2019	Rp -	Rp 2.195.435.613.977	Rp 2.311.190.054.987	Rp 217.969.291.457	Rp 1.099.943.156.591	Rp 1.211.246.898.396	Rp 3.235.522.159.813	Rp 149.990.636.633	Rp 841.877.241	306	200

IMAS	2019	Rp -	Rp 16.510.696.206.078	Rp 44.698.662.588.632	Rp 21.307.531.344.413	Rp 35.290.524.968.923	Rp 9.408.137.619.709	Rp 18.615.129.696.492	Rp 155.830.717.982	Rp 320.000.000	2160	1155
INDR	2019	Rp -	Rp 3.739.032.923.215	Rp 10.488.777.560.130	Rp 3.595.248.887.670	Rp 5.318.857.100.345	Rp 5.169.920.459.785	Rp 10.686.305.206.986	Rp 579.396.038.211	Rp 2.755.962.000	5925	2430
PBRX	2019	Rp -	Rp 528.471.259	Rp 658.393.892	Rp 81.229.459	Rp 394.257.559	Rp 264.136.333	Rp 665.049.043	Rp 17.050.942	Rp 772.630	550	510
RICY	2019	Rp -	Rp 1.311.243.383.701	Rp 1.619.854.736.252	Rp 1.040.814.841.742	Rp 1.162.598.358.789	Rp 457.256.377.463	Rp 2.151.323.988.585	Rp 17.219.044.542	Rp 596.800.000	164	149
SMSM	2019	Rp -	Rp 2.138.324.000.000	Rp 3.106.981.000.000	Rp 461.192.000.000	Rp 664.678.000.000	Rp 2.442.303.000.000	Rp 3.935.811.000.000	Rp 638.676.000.000	Rp 987.058.450	1400	1490
TRIS	2019	Rp -	Rp 757.558.426.474	Rp 1.147.246.311.331	Rp 416.684.073.265	Rp 486.632.660.751	Rp 660.613.650.580	Rp 1.478.735.205.373	Rp 23.236.898.190	Rp 4.724.800.000	220	266
DVLA	2019	Rp -	Rp 1.280.212.333.000	Rp 1.829.960.714.000	Rp 439.444.037.000	Rp 523.881.726.000	Rp 1.306.078.988.000	Rp 1.813.020.278.000	Rp 221.783.249.000	Rp 553.531.600	1940	2250
INAF	2019	Rp -	Rp 829.103.602.342	Rp 1.383.935.194.386	Rp 440.827.007.421	Rp 878.999.867.350	Rp 504.935.327.036	Rp 1.359.175.249.655	Rp 7.961.966.026	Rp 19.310.150.143	6500	870
KAEF	2019	Rp -	Rp 7.344.787.123.000	Rp 18.352.877.132.000	Rp 7.392.140.277.000	Rp 10.939.950.304.000	Rp 7.412.926.828.000	Rp 9.400.535.476.000	Rp 15.890.439.000	Rp 14.410.875.944	2600	1250
KLBF	2019	Rp -	Rp 11.222.490.978.401	Rp 20.264.726.862.584	Rp 2.577.108.805.851	Rp 3.559.144.386.553	Rp 16.705.582.476.031	Rp 22.633.476.361.038	Rp 2.537.601.823.645	Rp 21.550.000.000	1520	1620
PEHA	2019	Rp -	Rp 1.198.693.664.000	Rp 2.096.719.180.000	Rp 1.183.749.900.000	Rp 1.275.109.831.000	Rp 821.609.349.000	Rp 1.105.420.197.000	Rp 102.310.124.000	Rp 4.800.000.000	2810	1075
PYFA	2019	Rp -	Rp 95.946.418.919	Rp 190.786.208.250	Rp 27.198.123.189	Rp 66.060.214.687	Rp 124.725.993.563	Rp 247.114.772.587	Rp 9.342.718.039	Rp 140.000.000	189	198
SIDO	2019	Rp -	Rp 1.716.235.000.000	Rp 3.536.898.000.000	Rp 416.211.000.000	Rp 472.191.000.000	Rp 3.064.707.000.000	Rp 3.067.434.000.000	Rp 807.689.000.000	Rp 11.800.000.000	416,82	632,67
PTSN	2019	Rp -	Rp 1.040.717.658.749	Rp 2.244.435.520.792	Rp 866.537.422.356	Rp 1.262.433.841.238	Rp 982.001.679.554	Rp 4.595.092.178.047	Rp 12.543.747.124	Rp 969.380.125	663,33	268
ADRO	2020	Rp -	Rp 23.953.485.627.000	Rp 88.276.202.478.000	Rp 15.837.719.859.000	Rp 33.612.142.716.000	Rp 54.664.059.762.000	Rp 35.064.469.386.000	Rp 2.192.599.665.000	Rp 103.000.000.000	1555	1430
BIPI	2020	Rp -	Rp 2.690.444.285.955	Rp 18.587.201.272.506	Rp 7.076.658.114.342	Rp 13.253.648.341.284	Rp 5.333.552.931.222	Rp 1.086.055.098.867	Rp 374.120.899.488	Rp 103.747.500	50	50
BSSR	2020	Rp -	Rp 1.327.525.703.658	Rp 3.642.834.342.744	Rp 841.791.265.551	Rp 1.009.362.512.259	Rp 2.633.471.830.485	Rp 4.585.141.027.845	Rp 422.186.881.077	Rp 5.866.543.156	1820	1695
BYAN	2020	Rp -	Rp 10.641.381.130.332	Rp 22.405.656.229.326	Rp 3.274.208.298.180	Rp 10.487.782.873.584	Rp 11.917.873.355.742	Rp 19.298.601.836.244	Rp 4.764.913.381.710	Rp 36.067.525.160	15900	15475
ENRG	2020	Rp -	Rp 1.834.940.215.341	Rp 11.683.600.904.664	Rp 4.977.123.830.082	Rp 8.748.591.516.486	Rp 2.935.009.388.178	Rp 4.494.088.141.110	Rp 810.514.907.883	Rp 482.370.543	50	129
GEMS	2020	Rp -	Rp 5.641.882.201.422	Rp 11.256.157.843.245	Rp 4.573.509.840.288	Rp 6.422.429.796.093	Rp 4.833.728.047.152	Rp 14.682.482.828.541	Rp 1.325.983.697.649	Rp 45.146.209.548	2550	2550
HITS	2020	Rp -	Rp 544.526.873.721	Rp 3.084.427.118.664	Rp 937.088.338.014	Rp 2.143.643.225.535	Rp 940.783.893.129	Rp 1.248.496.239.195	Rp 101.143.880.406	Rp 3.353.943.378	725	486
HRUM	2020	Rp -	Rp 3.450.722.385.726	Rp 6.898.547.753.928	Rp 342.527.046.804	Rp 607.346.137.134	Rp 6.291.201.616.794	Rp 2.183.110.877.151	Rp 834.023.593.395	Rp 2.457.183.456	1320	2980
ITMG	2020	Rp -	Rp 5.808.933.189	Rp 16.027.314.957	Rp 2.867.580.900	Rp 4.320.585.387	Rp 11.706.729.570	Rp 16.396.752.888	Rp 523.274.724	Rp 125.810.571.460	11475	13850
JSKY	2020	Rp -	Rp 315.396.855.513	Rp 495.492.401.031	Rp 250.385.133.077	Rp 263.289.023.426	Rp 232.203.377.605	Rp 200.258.580.528	Rp 6.975.576.464	Rp 21.000.000	210	230
KOPI	2020	Rp -	Rp 111.872.847.976	Rp 185.404.119.807	Rp 87.767.592.237	Rp 98.039.065.744	Rp 87.365.054.062	Rp 198.215.179.551	Rp 922.972.928	Rp 130.553.600	620	505
PKPK	2020	Rp -	Rp 6.752.830.000	Rp 68.855.724.000	Rp 1.750.794.000	Rp 48.464.221.000	Rp 40.391.503.000	Rp 17.334.744.000	Rp 25.803.000	Rp 3.000.000	66	54
PTBA	2020	Rp -	Rp 8.364.356.000.000	Rp 24.056.755.000.000	Rp 3.872.457.000.000	Rp 7.117.559.000.000	Rp 16.939.196.000.000	Rp 17.325.192.000.000	Rp 2.407.927.000.000	Rp 324.778.985.218	2660	2810
RAJA	2020	Rp -	Rp 850.825.971.342	Rp 2.305.186.977.654	Rp 301.664.337.138	Rp 600.316.981.182	Rp 1.704.870.010.305	Rp 1.366.212.427.092	Rp 34.906.372.029	Rp 1.180.032.196	189	252
TOBA	2020	Rp -	Rp 973.281.151.377	Rp 10.677.302.429.571	Rp 1.329.642.844.308	Rp 6.653.086.854.291	Rp 4.024.215.575.280	Rp 4.591.620.944.532	Rp 495.274.878.378	Rp 1.400.000	358	520
ALDO	2020	Rp -	Rp 536.525.873.066	Rp 953.551.967.212	Rp 303.886.581.958	Rp 363.428.319.392	Rp 590.123.647.820	Rp 1.105.920.883.249	Rp 65.331.041.553	Rp 1.908.312.500	428	570

ALKA	2020	Rp -	Rp 407.951.601.000	Rp 418.630.902.000	Rp 313.064.440.000	Rp 313.427.196.000	Rp 105.203.706.000	Rp 2.044.132.602.000	Rp 6.684.414.000	Rp 89.165.000	418	262
ANTM	2020	Rp -	Rp 9.150.514.439.000	Rp 31.729.512.995.000	Rp 7.553.261.301.000	Rp 12.690.063.970.000	Rp 19.039.449.025.000	Rp 27.372.461.091.000	Rp 1.149.353.693.000	Rp 225.454.000.000	840	1935
BRPT	2020	Rp -	Rp 28.450.012.941	Rp 106.281.138.447	Rp 15.209.881.488	Rp 65.460.494.934	Rp 40.820.643.513	Rp 32.288.573.610	Rp 1.955.751.039	Rp 5.077.828	1510	1100
CITA	2020	Rp -	Rp 1.249.473.858.536	Rp 4.134.800.442.987	Rp 595.405.446.384	Rp 680.906.529.352	Rp 3.453.893.913.635	Rp 4.344.699.474.015	Rp 649.921.288.710	Rp 4.480.684.540	1750	2980
CLPI	2020	Rp -	Rp 499.529.633.293	Rp 648.203.498.284	Rp 143.567.813.066	Rp 158.097.415.467	Rp 490.106.082.817	Rp 772.341.730.795	Rp 36.208.015.525	Rp 200.000.000	770	755
ESIP	2020	Rp -	Rp 31.161.221.572	Rp 77.924.121.640	Rp 23.822.465.516	Rp 25.185.619.128	Rp 52.738.502.512	Rp 47.405.156.343	Rp 1.741.619.395	Rp 20.000.000	300	103
FASW	2020	Rp -	Rp 2.764.166.622.523	Rp 11.513.044.288.721	Rp 3.415.011.967.990	Rp 6.930.049.292.233	Rp 4.582.994.996.488	Rp 7.909.812.330.437	Rp 353.299.343.980	Rp 17.200.000.000	7700	7475
IFII	2020	Rp -	Rp 341.737.294.833	Rp 1.074.238.575.525	Rp 58.235.308.849	Rp 74.720.281.430	Rp 999.518.294.095	Rp 682.021.210.514	Rp 73.585.850.462	Rp 526.283.000	210	148
IFSH	2020	Rp -	Rp 699.548.834.513	Rp 1.134.528.730.678	Rp 530.351.284.499	Rp 591.543.836.198	Rp 542.984.894.480	Rp 396.573.481.850	Rp 23.481.357.082	Rp 1.565.000.000	590	396
IGAR	2020	Rp -	Rp 509.735.319.690	Rp 665.863.417.235	Rp 48.639.860.188	Rp 72.281.042.223	Rp 593.582.375.012	Rp 739.402.296.030	Rp 60.770.710.445	Rp 70.600.000	340	354
INCO	2020	Rp -	Rp 9.627.380.676	Rp 32.018.664.114	Rp 2.223.101.430	Rp 4.070.636.910	Rp 27.948.027.204	Rp 10.578.703.752	Rp 1.137.335.427	Rp 4.141.694	3640	5100
INRU	2020	Rp -	Rp 481.333.068.000	Rp 6.427.323.621.000	Rp 670.651.506.000	Rp 4.298.826.078.000	Rp 2.128.497.543.000	Rp 1.743.276.159.000	Rp 51.859.917.000	Rp 235.346.040.579.304	790	1070
INTP	2020	Rp -	Rp 12.299.306.000.000	Rp 27.344.672.000.000	Rp 4.215.956.000.000	Rp 5.168.424.000.000	Rp 22.176.248.000.000	Rp 14.184.322.000.000	Rp 1.806.337.000.000	Rp 14.200.000.000	19025	14475
IPOL	2020	Rp -	Rp 3.839.224.016.682	Rp 3.880.368.629.055	Rp 1.193.774.979.978	Rp 1.447.249.627.008	Rp 2.433.119.002.047	Rp 2.737.384.786.998	Rp 117.849.316.689	Rp 4.654.635.813	93	160
KDSI	2020	Rp -	Rp 664.566.559.707	Rp 1.245.707.236.962	Rp 403.756.303.700	Rp 582.239.031.320	Rp 663.468.205.642	Rp 1.923.089.935.410	Rp 60.178.290.460	Rp 320.000.000	1170	825
KRAS	2020	Rp -	Rp 11.555.285.886	Rp 48.226.665.717	Rp 11.446.752.168	Rp 42.019.480.458	Rp 6.207.185.259	Rp 18.725.137.281	Rp 313.109.955	Rp 25.906.200.000	304	428
LTLS	2020	Rp -	Rp 2.138.024.000.000	Rp 5.524.302.000.000	Rp 2.189.930.000.000	Rp 3.281.180.000.000	Rp 2.243.122.000.000	Rp 5.592.338.000.000	Rp 118.196.000.000	Rp 1.600.000.000	610	490
MDKA	2020	Rp -	Rp 2.757.037.205.601	Rp 12.859.248.623.454	Rp 2.658.944.068.848	Rp 5.062.335.151.581	Rp 7.796.913.471.873	Rp 4.452.301.622.205	Rp 399.658.650.939	Rp 47.180.145.109	1070	2430
MDKI	2020	Rp -	Rp 322.659.000.000	Rp 973.684.000.000	Rp 34.759.000.000	Rp 83.704.000.000	Rp 889.980.000.000	Rp 349.983.000.000	Rp 40.085.000.000	Rp 201.858.162	199	232
OPMS	2020	Rp -	Rp 94.685.770.260	Rp 99.117.797.294	Rp 5.096.435.041	Rp 5.492.485.549	Rp 93.625.311.745	Rp 34.773.247.358	Rp 1.031.801.421	Rp 364.310.000	100	166
PANI	2020	Rp -	Rp 72.454.604.000	Rp 98.191.210.595	Rp 40.585.764.683	Rp 58.226.321.539	Rp 39.964.889.056	Rp 180.460.605.151	Rp 224.178.056	Rp 6.400.000	113	116
SMBR	2020	Rp -	Rp 1.130.925.970.000	Rp 5.737.175.560.000	Rp 850.138.636.000	Rp 2.329.286.953.000	Rp 3.407.888.607.000	Rp 1.721.907.150.000	Rp 10.981.673.000	Rp 3.910.000.000	440	1065
SMCB	2020	Rp -	Rp 4.216.215.000.000	Rp 20.738.125.000.000	Rp 4.141.265.000.000	Rp 13.171.946.000.000	Rp 7.566.179.000.000	Rp 10.108.220.000.000	Rp 650.988.000.000	Rp 20.140.000.000	1180	1440
SMGR	2020	Rp -	Rp 15.564.604.000.000	Rp 78.006.244.000.000	Rp 11.506.163.000.000	Rp 40.571.674.000.000	Rp 35.653.335.000.000	Rp 35.653.335.000.000	Rp 2.674.343.000.000	Rp 133.660.000.000	12000	12425
SPMA	2020	Rp -	Rp 645.476.167.999	Rp 2.316.065.006.133	Rp 372.561.061.935	Rp 784.672.948.574	Rp 1.531.392.057.559	Rp 2.151.494.981.968	Rp 162.524.650.713	Rp 2.263.889.300	253,03	234,85
SRSN	2020	Rp -	Rp 579.393.962.000	Rp 906.846.895.000	Rp 266.837.335.000	Rp 318.959.497.000	Rp 587.887.398.000	Rp 890.996.866.000	Rp 44.152.245.000	Rp 1.854.151.290	68	58
TBMS	2020	Rp -	Rp 1.752.145.684.938	Rp 2.169.474.291.918	Rp 1.456.291.083.303	Rp 1.458.176.548.869	Rp 711.297.743.049	Rp 6.239.413.534.563	Rp 62.307.774.405	Rp 601.818.498	830	940
TPIA	2020	Rp -	Rp 20.779.171.785	Rp 49.712.302.251	Rp 11.949.125.229	Rp 24.654.818.727	Rp 25.057.483.524	Rp 24.988.539.852	Rp 712.980.486	Rp 23.810.000.000	10375	9075
YPAS	2020	Rp -	Rp 159.992.983.032	Rp 275.782.172.710	Rp 91.457.880.845	Rp 144.485.748.290	Rp 131.296.424.420	Rp 303.203.668.856	Rp 8.334.858.402	Rp 79.300.000	550	430
AMIN	2020	Rp -	Rp 307.856.159.370	Rp 420.680.923.158	Rp 180.655.241.982	Rp 210.719.277.506	Rp 209.961.645.652	Rp 205.277.939.854	Rp 10.231.229.929	Rp 72.910.804	312	256

ASII	2020	Rp -	Rp 132.308.000.000.000	Rp 338.203.000.000.000	Rp 85.736.000.000.000	Rp 142.749.000.000.000	Rp 195.454.000.000.000	Rp 175.046.000.000.000	Rp 18.571.000.000.000	Rp 151.800.000.000	6925	6025
BHIT	2020	Rp -	Rp 21.256.425.000.000	Rp 59.484.422.000.000	Rp 20.317.500.000.000	Rp 28.070.486.000.000	Rp 31.413.936.000.000	Rp 14.795.285.000.000	Rp 1.525.889.000.000	Rp 5.815.824.000	64	66
CCSI	2020	Rp -	Rp 287.507.616.000	Rp 500.778.546.000	Rp 117.921.144.000	Rp 161.596.052.000	Rp 339.182.494.000	Rp 282.013.025.000	Rp 28.523.152.000	Rp 5.478.000	215	201,67
HEXA	2020	Rp -	Rp 3.104.716.118.094	Rp 3.679.890.501.303	Rp 1.074.219.971.391	Rp 1.213.096.430.223	Rp 2.466.794.071.080	Rp 5.871.157.771.743	Rp 531.696.337.398	Rp 381.804.633	3470	3290
IMPC	2020	Rp -	Rp 1.261.952.159.927	Rp 2.697.100.062.756	Rp 608.353.619.395	Rp 1.231.192.233.990	Rp 1.465.907.828.766	Rp 1.797.514.877.242	Rp 115.805.324.362	Rp 12.068.135.292	1050	1325
JECC	2020	Rp -	Rp 931.144.662.000	Rp 1.513.949.141.000	Rp 583.973.802.000	Rp 778.897.969.000	Rp 735.051.172.000	Rp 1.575.004.597.000	Rp 11.924.112.000	Rp 1.360.000.000	6175	5600
KBLM	2020	Rp -	Rp 320.497.087.517	Rp 1.026.762.882.496	Rp 168.071.546.757	Rp 185.150.026.551	Rp 841.612.855.945	Rp 883.822.892.518	Rp 6.563.771.460	Rp 1.701.800.000	304	216
MARK	2020	Rp -	Rp 356.886.698.938	Rp 719.726.855.599	Rp 243.988.835.356	Rp 310.254.413.728	Rp 409.472.441.871	Rp 565.439.688.892	Rp 144.194.690.952	Rp 581.000.000	452	840
MLIA	2020	Rp -	Rp 1.234.147.942.000	Rp 5.745.215.496.000	Rp 1.173.917.101.000	Rp 3.066.953.863.000	Rp 2.678.261.633.000	Rp 3.736.112.780.000	Rp 55.089.347.000	Rp 4.100.000.000	700	555
SCCO	2020	Rp -	Rp 1.855.080.214.313	Rp 3.743.659.818.718	Rp 421.640.268.111	Rp 469.705.217.664	Rp 3.273.954.601.054	Rp 4.620.736.359.547	Rp 238.152.486.485	Rp 932.035.000	9175	10500
SKRN	2020	Rp -	Rp 440.188.055.273	Rp 1.556.817.197.045	Rp 311.890.696.568	Rp 990.751.551.016	Rp 566.065.646.029	Rp 507.783.841.202	Rp 9.776.450.310	Rp 371.081.102	550	730
SPTO	2020	Rp -	Rp 1.041.712.652.187	Rp 3.035.584.618.693	Rp 723.308.486.604	Rp 1.094.528.675.275	Rp 1.941.055.943.418	Rp 1.910.989.899.637	Rp 105.298.026.528	Rp 2.850.787.950	840	585
UNTR	2020	Rp -	Rp 44.195.782.000.000	Rp 99.800.963.000.000	Rp 20.943.824.000.000	Rp 36.653.823.000.000	Rp 63.147.140.000.000	Rp 60.346.784.000.000	Rp 5.632.425.000.000	Rp 366.000.000.000	21525	26600
VOKS	2020	Rp -	Rp 2.173.087.705.411	Rp 2.915.635.059.892	Rp 1.180.663.259.903	Rp 1.803.514.017.632	Rp 1.112.121.042.260	Rp 1.834.162.436.964	Rp 2.783.763.185	Rp 645.601.746	402	236
ADES	2020	Rp -	Rp 545.239.000.000	Rp 958.791.000.000	Rp 183.559.000.000	Rp 258.283.000.000	Rp 700.508.000.000	Rp 673.364.000.000	Rp 135.789.000.000	Rp 256.000.000	1045	1460
ANJT	2020	Rp -	Rp 920.013.187.140	Rp 8.799.777.351.396	Rp 392.941.982.457	Rp 3.325.265.859.681	Rp 5.474.511.491.715	Rp 2.269.990.375.452	Rp 30.582.342.225	Rp 6.151.000	1000	735
BUDI	2020	Rp -	Rp 1.241.540.000.000	Rp 2.963.007.000.000	Rp 1.085.439.000.000	Rp 1.640.851.000.000	Rp 1.322.156.000.000	Rp 2.725.866.000.000	Rp 67.093.000.000	Rp 49.571.900.000	103	99
CPRO	2020	Rp -	Rp 1.792.148.000.000	Rp 6.326.293.000.000	Rp 5.085.064.000.000	Rp 5.618.709.000.000	Rp 707.584.000.000	Rp 7.573.506.000.000	Rp 381.422.000.000	Rp 2.960.000.000	50	50
DLTA	2020	Rp -	Rp 1.103.831.856.000	Rp 1.225.580.913.000	Rp 147.207.676.000	Rp 205.681.950.000	Rp 1.019.898.963.000	Rp 546.336.411.000	Rp 123.465.762.000	Rp 591.875.000	6800	4400
DSNG	2020	Rp -	Rp 2.613.109.000.000	Rp 14.151.383.000.000	Rp 2.293.012.000.000	Rp 7.920.634.000.000	Rp 6.230.749.000.000	Rp 6.698.918.000.000	Rp 478.171.000.000	Rp 14.500.000.000	460	610
FISH	2020	Rp -	Rp 4.403.860.143.831	Rp 6.099.216.190.227	Rp 3.639.940.990.965	Rp 4.260.496.868.451	Rp 1.838.719.321.776	Rp 13.691.233.274.148	Rp 269.414.758.755	Rp 560.400.250	3800	2620
GGRM	2020	Rp -	Rp 49.537.939.000.000	Rp 78.191.499.000.000	Rp 17.009.992.000.000	Rp 19.668.941.000.000	Rp 58.522.408.000.000	Rp 114.477.311.000.000	Rp 7.647.729.000.000	Rp 48.400.000.000	53000	41000
GOOD	2020	Rp -	Rp 2.314.323.530.275	Rp 6.570.969.641.033	Rp 1.321.529.767.664	Rp 3.676.532.851.880	Rp 2.894.436.789.153	Rp 7.711.334.590.144	Rp 245.103.761.907	Rp 20.145.000.000	302	254
GZCO	2020	Rp -	Rp 234.002.000.000	Rp 2.143.393.000.000	Rp 324.113.000.000	Rp 1.118.712.000.000	Rp 1.024.681.000.000	Rp 406.924.000.000	Rp 228.629.000.000	Rp 1.885.500.000	50	50
HMSP	2020	Rp -	Rp 41.091.638.000.000	Rp 49.674.030.000.000	Rp 16.743.834.000.000	Rp 19.432.604.000.000	Rp 30.241.426.000.000	Rp 92.425.210.000.000	Rp 8.581.378.000.000	Rp 85.300.000.000	2100	1505
ITIC	2020	Rp -	Rp 142.830.758.861	Rp 505.077.168.839	Rp 158.227.829.403	Rp 225.250.911.830	Rp 279.826.257.009	Rp 224.296.360.636	Rp 6.120.040.212	Rp 65.954.000	2600	650
JPFA	2020	Rp -	Rp 11.745.138.000.000	Rp 25.951.760.000.000	Rp 6.007.679.000.000	Rp 14.539.790.000.000	Rp 11.411.970.000.000	Rp 36.964.948.000.000	Rp 1.221.904.000.000	Rp 26.900.000.000	1535	1465
KINO	2020	Rp -	Rp 2.562.184.889.015	Rp 5.255.359.155.031	Rp 2.146.338.161.363	Rp 2.678.123.608.810	Rp 2.577.235.546.221	Rp 4.024.971.042.139	Rp 113.665.219.638	Rp 1.420.010.000	3430	2720
MYOR	2020	Rp -	Rp 12.838.729.162.094	Rp 19.777.500.514.550	Rp 3.475.323.711.943	Rp 8.506.032.464.592	Rp 11.271.468.049.958	Rp 24.476.953.742.651	Rp 2.098.168.514.645	Rp 17.000.000.000	2050	2710
SIPD	2020	Rp -	Rp 1.604.213.000.000	Rp 2.592.850.000.000	Rp 1.483.479.000.000	Rp 1.662.175.000.000	Rp 930.675.000.000	Rp 4.341.295.000.000	Rp 28.266.000.000	Rp 1.100.000.000	850	1500

SKBM	2020	Rp	-	Rp	953.792.483.691	Rp	1.768.660.546.754	Rp	701.020.837.232	Rp	701.020.837.232	Rp	961.981.659.335	Rp	3.165.530.224.724	Rp	5.415.741.808	Rp	394.805.633	410	324
SSMS	2020	Rp	-	Rp	3.415.644.666.000	Rp	12.775.930.059.000	Rp	1.438.666.723.000	Rp	7.905.143.639.000	Rp	4.870.786.420.000	Rp	4.011.130.559.000	Rp	580.854.940.000	Rp	18.721.092.884	845	1250
UCID	2020	Rp	-	Rp	4.560.148.000.000	Rp	7.644.451.000.000	Rp	2.590.637.000.000	Rp	3.149.811.000.000	Rp	4.494.640.000.000	Rp	8.433.933.000.000	Rp	311.682.000.000	Rp	4.344.176.190	1870	1470
ULTJ	2020	Rp	-	Rp	5.593.421.000.000	Rp	8.754.116.000.000	Rp	2.327.339.000.000	Rp	3.972.379.000.000	Rp	4.781.737.000.000	Rp	5.967.362.000.000	Rp	1.109.666.000.000	Rp	8.470.000.000	1680	1600
VICI	2020	Rp	-	Rp	519.861.373.021	Rp	959.769.030.280	Rp	229.460.145.193	Rp	329.538.379.535	Rp	630.230.650.745	Rp	1.046.188.914.330	Rp	148.365.915.585	Rp	526.230.567	0	312
WIIM	2020	Rp	-	Rp	1.288.718.539.539	Rp	1.614.442.007.528	Rp	351.790.782.502	Rp	428.590.166.019	Rp	1.185.851.841.509	Rp	1.994.066.771.177	Rp	172.506.562.986	Rp	28.194.199.386	168	540
CINT	2020	Rp	-	Rp	235.891.593.162	Rp	498.020.612.974	Rp	94.587.795.350	Rp	112.663.245.901	Rp	498.020.612.974	Rp	330.675.687.019	Rp	249.076.655	Rp	174.403.650	302	240
CNTX	2020	Rp	-	Rp	16.579.042	Rp	43.904.096	Rp	31.526.933	Rp	46.335.704	Rp	43.904.096	Rp	38.121.024	Rp	2.216.489	Rp	625.300.000	338	218
HRTA	2020	Rp	-	Rp	2.669.836.303.087	Rp	2.830.686.417.461	Rp	209.281.141.857	Rp	1.473.739.202.695	Rp	1.356.947.214.766	Rp	4.138.626.813.254	Rp	170.679.197.734	Rp	1.800.000.000	200	244
INDR	2020	Rp	-	Rp	3.717.576.628.515	Rp	10.566.414.376.470	Rp	3.583.774.529.073	Rp	5.358.602.917.260	Rp	5.207.811.459.210	Rp	8.148.217.750.839	Rp	86.207.145.336	Rp	2.780.433.000	2430	3050
MASA	2020	Rp	-	Rp	143.626.412	Rp	447.155.090	Rp	89.836.183	Rp	219.892.429	Rp	227.262.661	Rp	289.607.854	Rp	33.160.574	Rp	51.000	460	995
PBRX	2020	Rp	-	Rp	576.360.897	Rp	693.123.729	Rp	233.832.605	Rp	412.938.472	Rp	280.185.257	Rp	684.892.301	Rp	19.367.114	Rp	1.343.827	510	246
SMSM	2020	Rp	-	Rp	2.294.976.000.000	Rp	3.375.526.000.000	Rp	398.392.000.000	Rp	727.016.000.000	Rp	2.648.510.000.000	Rp	3.233.693.000.000	Rp	539.116.000.000	Rp	1.791.388.617	1490	1385
DVLA	2020	Rp	-	Rp	1.400.241.872.000	Rp	1.986.711.872.000	Rp	555.843.521.000	Rp	660.424.729.000	Rp	1.326.287.143.000	Rp	1.829.699.557.000	Rp	162.072.984.000	Rp	8.015.595.635	2250	2420
INAF	2020	Rp	-	Rp	1.134.732.820.080	Rp	1.713.334.658.849	Rp	836.751.938.323	Rp	1.283.008.182.330	Rp	430.326.476.519	Rp	1.715.587.654.399	Rp	30.020.709	Rp	18.225.588.340	870	4030
KAEF	2020	Rp	-	Rp	6.093.103.998.000	Rp	17.562.816.674.000	Rp	6.786.941.897.000	Rp	10.457.144.628.000	Rp	7.105.672.046.000	Rp	10.006.173.023.000	Rp	20.425.756.000	Rp	12.895.315.471	1250	4250
KLBF	2020	Rp	-	Rp	13.075.331.880.715	Rp	22.564.300.317.374	Rp	3.176.726.211.674	Rp	4.288.218.173.294	Rp	18.276.082.144.080	Rp	23.112.654.991.224	Rp	2.799.622.515.814	Rp	52.000.000.000	1620	1480
PEHA	2020	Rp	-	Rp	984.115.415.000	Rp	1.915.989.375.000	Rp	1.044.059.083.000	Rp	1.175.080.321.000	Rp	740.909.054.000	Rp	980.556.653.000	Rp	48.665.149.000	Rp	4.136.796.300	1075	1695
PYFA	2020	Rp	-	Rp	129.342.420.572	Rp	228.575.380.866	Rp	44.748.565.283	Rp	70.943.630.711	Rp	157.575.380.866	Rp	277.398.061.739	Rp	22.104.364.267	Rp	276.810.406	198	975
SIDO	2020	Rp	-	Rp	2.052.081.000.000	Rp	3.849.516.000.000	Rp	560.043.000.000	Rp	627.776.000.000	Rp	3.221.740.000.000	Rp	3.335.411.000.000	Rp	934.016.000.000	Rp	11.150.000.000	632,67	798
PTSN	2020	Rp	-	Rp	586.572.415.551	Rp	1.793.129.876.010	Rp	310.735.769.544	Rp	649.263.958.875	Rp	1.143.865.917.135	Rp	2.008.142.074.035	Rp	66.871.211.940	Rp	1.166.274.063	268	232

Lampiran 4

Output SPSS

Statistik Deskriptif

Descriptive Statistics

	N	Minimum	Maximum	Mean	Std. Deviation
RETURN	406	-.6890	.8750	-.002133	.2612779
CR	406	.1410	12.7570	2.271930	1.7918170
DAR	406	.0696	4.8961	.465953	.2972978
NPM	406	.0005	1.3977	.092145	.1335198
ROE	406	.0005	1.5512	.127145	.1500977
CSR_R	406	.000001	.0479	.002102	.0046611
Valid N (listwise)	406				

Uji Normalitas Sebelum Data Normal

Case Processing Summary

	Cases					
	Valid		Missing		Total	
	N	Percent	N	Percent	N	Percent
Unstandardized Residual	490	100.0%	0	.0%	490	100.0%

Descriptives

		Statistic	Std. Error	
Unstandardized Residual	Mean	-2.3861298	.07908390	
	95% Confidence Interval for Mean	Lower Bound	-1.5538619	
		Upper Bound	.1553862	
	5% Trimmed Mean	-2.339197		
	Median	-3.5657648		
	Variance	3.065		
	Std. Deviation	1.7505967		
	Minimum	-1.41493		
	Maximum	2.76720		
	Range	2.90870		
	Interquartile Range	.47805		
	Skewness	9.692	.110	
	Kurtosis	133.750	.220	

Extreme Values

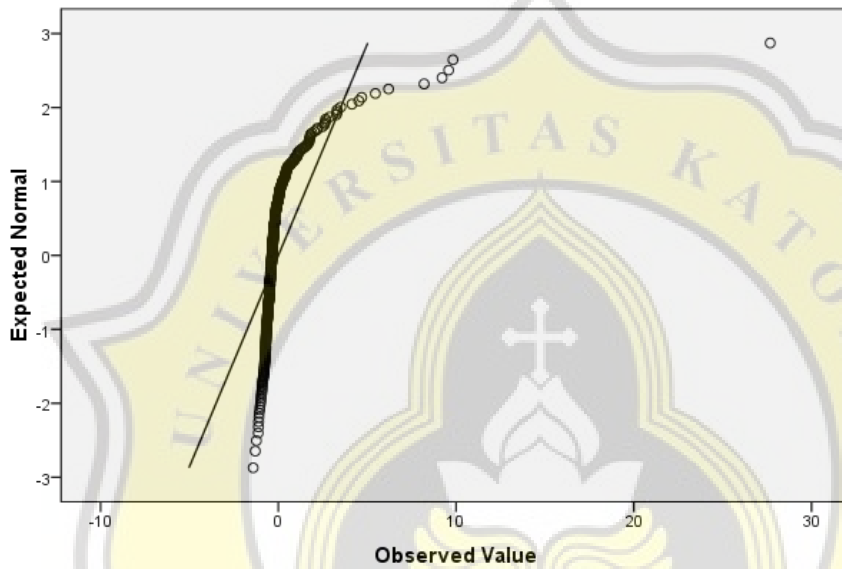
		Case Number	Value
Unstandardized Residual	Highest	1	281 2.76720E1
		2	20 9.82761
		3	242 9.58339
		4	284 9.20972
		5	31 8.19951
	Lowest	1	248 -1.41493
		2	287 -1.29710
		3	387 -1.23447
		4	465 -1.13245
		5	327 -1.11564

Tests of Normality

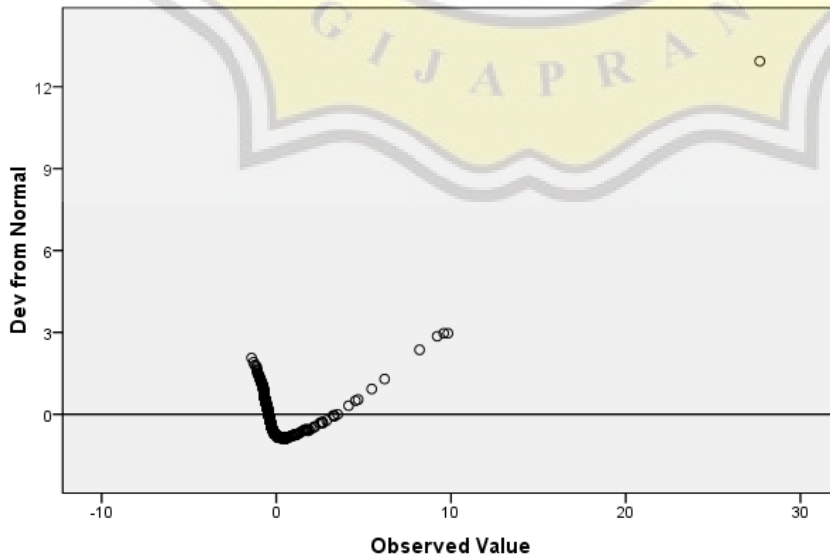
	Kolmogorov-Smirnov ^a			Shapiro-Wilk		
	Statistic	df	Sig.	Statistic	df	Sig.
Unstandardized Residual	.296	490	.000	.355	490	.000

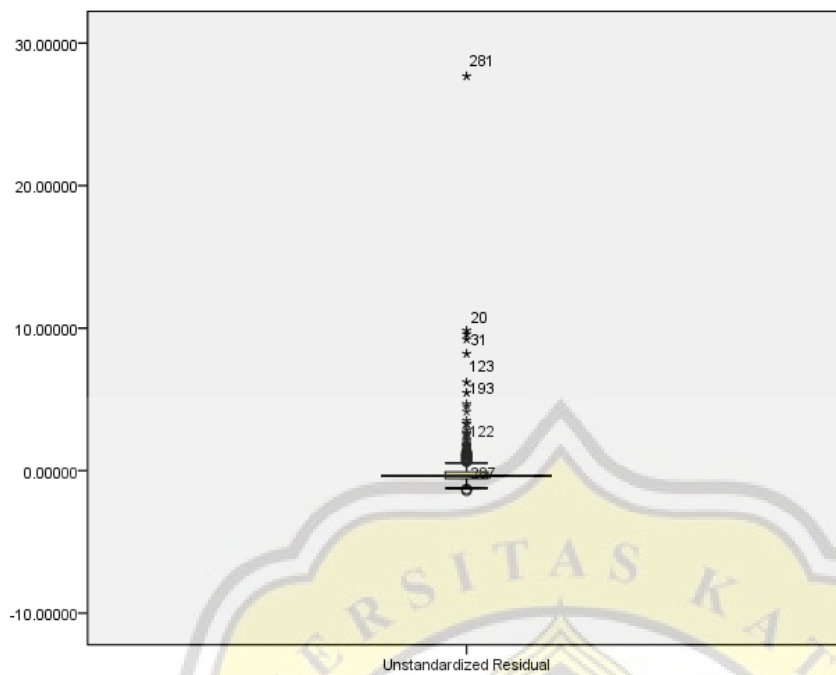
a. Lilliefors Significance Correction

Normal Q-Q Plot of Unstandardized Residual



Detrended Normal Q-Q Plot of Unstandardized Residual





Uji Normalitas Setelah Data Normal

Case Processing Summary

	Cases					
	Valid		Missing		Total	
	N	Percent	N	Percent	N	Percent
Unstandardized Residual	406	100.0%	0	.0%	406	100.0%

Descriptives

		Statistic	Std. Error	
Unstandardized Residual	Mean	-4.081962	.01280352	
	95% Confidence Interval for Mean	Lower Bound	-4.333658	
		Upper Bound	-3.8302657	
	5% Trimmed Mean	-4.0988110		
	Median	-4.1741694		
	Variance	.067		
	Std. Deviation	.25798381		
	Minimum	-1.08124		
	Maximum	.23954		
	Range	1.32078		
	Interquartile Range	.33225		
	Skewness	.135	.121	
	Kurtosis	-.143	.242	

Extreme Values

		Case Number	Value	
Unstandardized Residual	Highest	1	111	.23954
		2	6	.22554
		3	149	.21272
		4	203	.20542
		5	75	.20521
	Lowest	1	125	-1.08124
		2	344	-1.04171
		3	323	-1.03253
		4	315	-1.00307
		5	240	-.98192

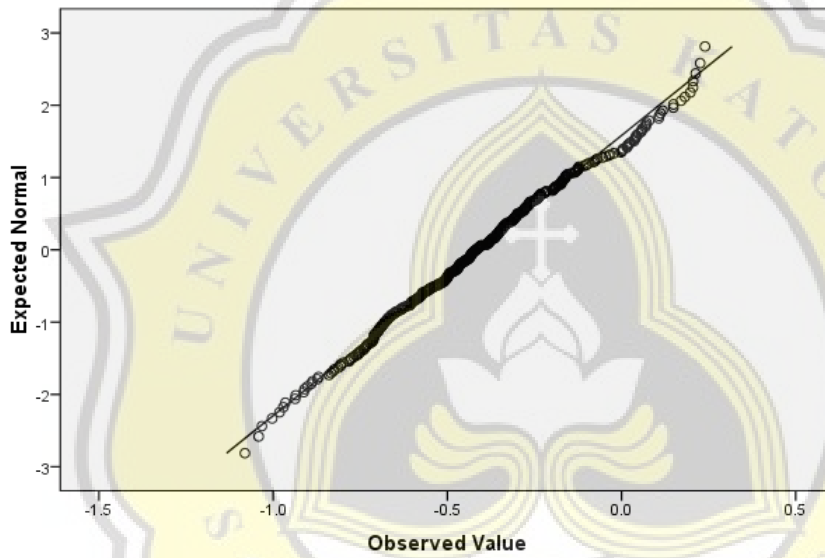
Tests of Normality

	Kolmogorov-Smirnov ^a			Shapiro-Wilk		
	Statistic	df	Sig.	Statistic	df	Sig.
Unstandardized Residual	.035	406	.200*	.994	406	.085

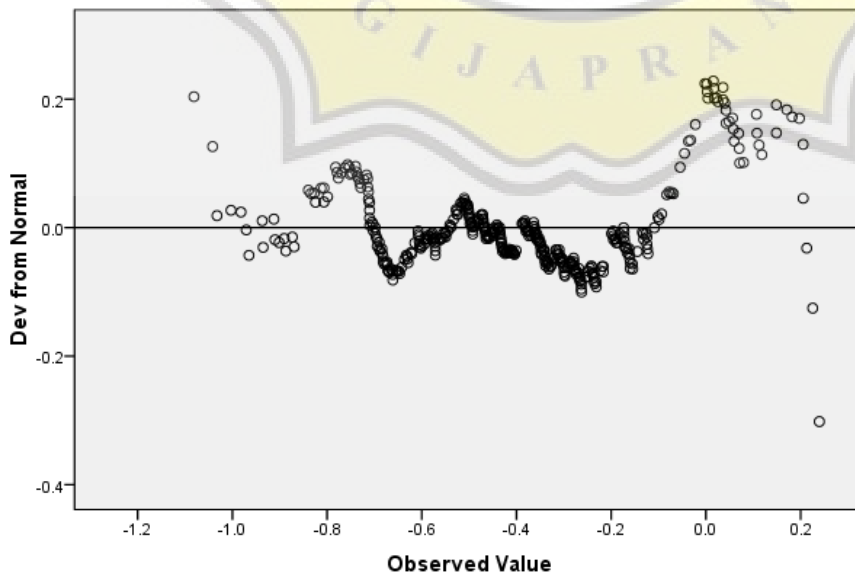
a. Lilliefors Significance Correction

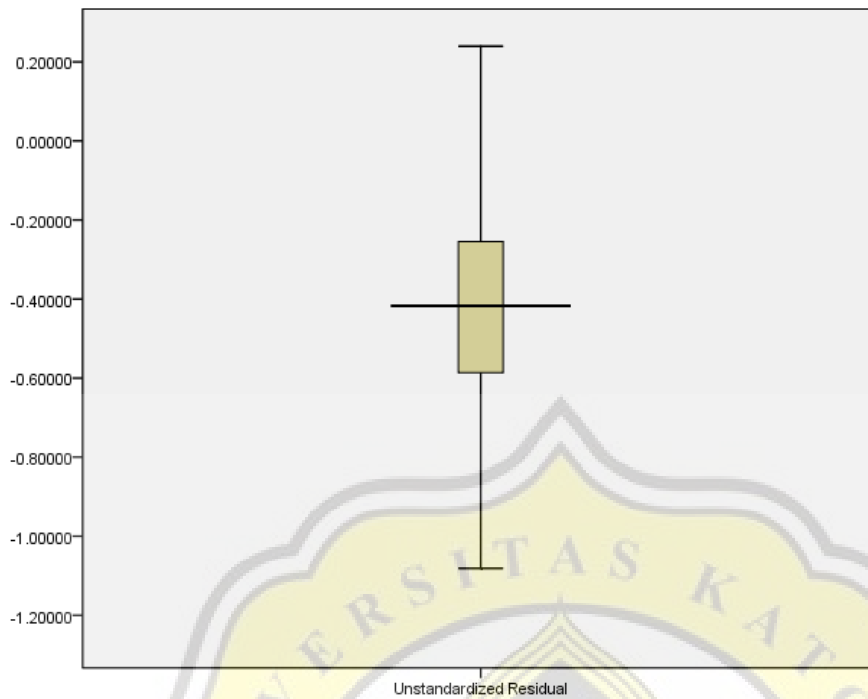
*. This is a lower bound of the true significance.

Normal Q-Q Plot of Unstandardized Residual



Detrended Normal Q-Q Plot of Unstandardized Residual





Uji Heteroskedisitas

Variables Entered/Removed^b

Model	Variables Entered	Variables Removed	Method
1	CSR_R, NPM, CR, ROE, DAR ^a		. Enter

a. All requested variables entered.

b. Dependent Variable: abs_res

Model Summary

Model	R	R Square	Adjusted R Square	Std. Error of the Estimate
1	.080 ^a	.006	-.006	.15776

a. Predictors: (Constant), CSR_R, NPM, CR, ROE, DAR

ANOVA^b

Model		Sum of Squares	df	Mean Square	F	Sig.
1	Regression	.065	5	.013	.519	.762 ^a
	Residual	9.955	400	.025		
	Total	10.020	405			

a. Predictors: (Constant), CSR_R, NPM, CR, ROE, DAR

b. Dependent Variable: abs_res

Coefficients^a

Model		Unstandardized Coefficients		Standardized Coefficients	t	Sig.
		B	Std. Error	Beta		
1	(Constant)	.225	.023		9.869	.000
	CR	-.009	.005	-.105	-1.919	.060
	DAR	-.027	.029	-.051	-.920	.358
	NPM	-.012	.067	-.010	-.174	.862
	ROE	.037	.059	.036	.630	.529
	CSR_R	1.472	1.691	.044	.870	.385

a. Dependent Variable: abs_res

Uji Multikolinearitas

Variables Entered/Removed^b

Model	Variables Entered	Variables Removed	Method
1	CSR_R, NPM, CR, ROE, DAR ^a		. Enter

a. All requested variables entered.

b. Dependent Variable: RETURN

Model Summary

Model	R	R Square	Adjusted R Square	Std. Error of the Estimate
1	.211 ^a	.048	.036	.2565409

a. Predictors: (Constant), CSR_R, NPM, CR, ROE, DAR

ANOVA^b

Model		Sum of Squares	df	Mean Square	F	Sig.
1	Regression	1.236	5	.247	3.742	.003 ^a
	Residual	26.412	400	.066		
	Total	27.648	405			

a. Predictors: (Constant), CSR_R, NPM, CR, ROE, DAR

b. Dependent Variable: RETURN

Coefficients^a

Model		Unstandardized Coefficients		Standardized Coefficients	t	Sig.	Collinearity Statistics	
		B	Std. Error	Beta			Tolerance	VIF
1	(Constant)	-.005	.036		-.144	.885		
	CR	-.002	.007	-.016	-.308	.758	.830	1.205
	DAR	-.078	.047	-.089	-1.668	.096	.814	1.228
	NPM	-.007	.015	-.023	-.454	.650	.767	1.303
	ROE	.349	.088	.201	3.990	.000	.767	1.304
	CSR_R	.005	.006	.037	.746	.456	.982	1.019

a. Dependent Variable: RETURN

Coefficient Correlations^a

Model			CSR_R	NPM	CR	ROE	DAR
1	Correlations	CSR_R	1.000	.006	.041	.035	-.027
		NPM	.006	1.000	.031	-.228	-.043
		CR	.041	.031	1.000	.003	.388
		ROE	.035	-.228	.003	1.000	-.041
		DAR	-.027	-.043	.388	-.041	1.000
	Covariances	CSR_R	3.782E-5	5.587E-7	1.731E-6	1.904E-5	-7.690E-6
		NPM	5.587E-7	.000	3.166E-6	.000	-2.913E-5
		CR	1.731E-6	3.166E-6	4.780E-5	1.741E-6	.000
		ROE	1.904E-5	.000	1.741E-6	.008	.000
		DAR	-7.690E-6	-2.913E-5	.000	.000	.002

a. Dependent Variable: RETURN

Collinearity Diagnostics^a

Model	Dimensi on	Eigenvalue	Condition Index	Variance Proportions					
				(Constant)	CR	DAR	NPM	ROE	CSR_R
1	1	2.988	1.000	.01	.02	.02	.01	.04	.00
	2	1.012	1.718	.00	.00	.00	.31	.01	.60
	3	.969	1.756	.00	.02	.00	.51	.00	.37
	4	.509	2.423	.00	.40	.08	.12	.22	.01
	5	.440	2.606	.01	.03	.19	.05	.69	.02
	6	.083	6.005	.97	.52	.71	.00	.04	.00

a. Dependent Variable: RETURN

Uji Autokorelasi

Variables Entered/Removed^b

Model	Variables Entered	Variables Removed	Method
1	CSR_R, NPM, CR, ROE, DAR ^a		. Enter

a. All requested variables entered.

b. Dependent Variable: RETURN

Model Summary^b

Model	R	R Square	Adjusted R Square	Std. Error of the Estimate	Durbin-Watson
1	.211 ^a	.048	.036	.2565409	1.917

a. Predictors: (Constant), CSR_R, NPM, CR, ROE, DAR

b. Dependent Variable: RETURN

ANOVA^b

Model		Sum of Squares	df	Mean Square	F	Sig.
1	Regression	1.236	5	.247	3.742	.003 ^a
	Residual	26.412	400	.066		
	Total	27.648	405			

a. Predictors: (Constant), CSR_R, NPM, CR, ROE, DAR

b. Dependent Variable: RETURN

Coefficients^a

Model		Unstandardized Coefficients		Standardized Coefficients	t	Sig.
		B	Std. Error	Beta		
1	(Constant)	-.005	.036		-.144	.885
	CR	-.002	.007	-.016	-.308	.758
	DAR	-.078	.047	-.089	-1.668	.096
	NPM	-.007	.015	-.023	-.454	.650
	ROE	.349	.088	.201	3.990	.000
	CSR_R	.005	.006	.037	.746	.456

a. Dependent Variable: RETURN

Residuals Statistics^a

	Minimum	Maximum	Mean	Std. Deviation	N
Predicted Value	-.362973	.457578	-.002133	.0552340	406
Residual	-	-	-	-	-
	6.6225773E	.6558040	2.2389042	.2553730	406
	-1		E-17		
Std. Predicted Value	-6.533	8.323	.000	1.000	406
Std. Residual	-2.577	2.552	.000	.994	406

a. Dependent Variable: RETURN

Uji Hipotesis

Variables Entered/Removed^b

Model	Variables Entered	Variables Removed	Method
1	CSR_R, NPM, CR, ROE, DAR ^a		. Enter

a. All requested variables entered.

b. Dependent Variable: RETURN

Model Summary

Model	R	R Square	Adjusted R Square	Std. Error of the Estimate
1	.211 ^a	.048	.036	.2565409

a. Predictors: (Constant), CSR_R, NPM, CR, ROE, DAR

ANOVA^b

Model		Sum of Squares	df	Mean Square	F	Sig.
1	Regression	1.236	5	.247	3.742	.003 ^a
	Residual	26.412	400	.066		
	Total	27.648	405			

a. Predictors: (Constant), CSR_R, NPM, CR, ROE, DAR

b. Dependent Variable: RETURN

Coefficients^a

Model		Unstandardized Coefficients		Standardized Coefficients	t	Sig.
		B	Std. Error	Beta		
1	(Constant)	-.006	.037		-.159	.874
	CR	-.004	.008	-.030	-.568	.572
	DAR	-.083	.048	-.094	-1.743	.082
	NPM	-.121	.109	-.062	-1.112	.267
	ROE	.285	.097	.164	2.936	.004
	CSR_R	2.405	2.760	.043	.871	.384

a. Dependent Variable: RETURN

PAPER NAME

17.G1.0056.docx

WORD COUNT

11045 Words

CHARACTER COUNT

71056 Characters

PAGE COUNT

52 Pages

FILE SIZE

110.5KB

SUBMISSION DATE

Jun 2, 2022 8:27 AM GMT+7

REPORT DATE

Jun 2, 2022 8:32 AM GMT+7

● **19% Overall Similarity**

The combined total of all matches, including overlapping sources, for each database.

- 19% Internet database
- 2% Publications database
- Crossref database
- Crossref Posted Content database
- 7% Submitted Works database

● **Excluded from Similarity Report**

- Bibliographic material
- Quoted material
- Cited material
- Small Matches (Less than 10 words)
- Manually excluded text blocks