




LAMPIRAN



LAMPIRAN A

SKALA PENELITIAN

A.1. Pertanyaan Identitas Responden

A.2. Skala Penyesuaian Sosial

A.3. Skala Kecanduan *Game Online*



A.1. Pertanyaan Identitas Responden

KUISIONER PENELITIAN

Salam Kebajikan dan sejahtera, perkenalkan saya Frisca Ayu Melinda Putri (15.E1.0113), merupakan Mahasiswa Tingkat Akhir Fakultas Psikologi Universitas Katolik Soegijapranata Semarang yang sedang melakukan penelitian (skripsi) untuk menjadi syarat kelulusan jenjang Strata satu. Penelitian saya berjudul “Hubungan antara Kecanduan Game Online dengan Penyesuaian Sosial pada Remaja”, untuk itu saya bermaksud meminta bantuan kepada saudara/i merupakan siswa/i di SMA Kesatrian 1 Semarang untuk menjadi subjek penelitian ini.

1.1. Petunjuk Pengisian

Silahkan saudara atau saudari membaca setiap pernyataan dengan baik. Pilihlah satu dari empat pilihan jawaban tersedia yaitu Sangat Tidak Sesuai (STS), Tidak Sesuai (TS), Sesuai (S) dan Sangat Sesuai (SS). Pastikan jawaban yang dipilih adalah jawaban yang paling merepresentasikan kondisi anda berdasarkan setiap pernyataan. Pilih satu jawaban dengan cara mencentang pada kolom yang tersedia dengan tanda centang (V), jika anda salah dalam menjawab silahkan beri dua coretan pada tanda centang yang salah dan mencentang pada jawaban yang seharusnya.

1.2. Identitas Diri

- a. Inisial :
- b. Usia :
- c. Jenis Kelamin : L / P
- d. Jenis Game Online :
- e. Sudah berapa lama Bermain Game Online :
 - > 6 bulan
 - < 6 bulan
- f. Durasi Bermain Game Online:
 - < 1 Jam
 - 1-2 Jam
 - 2-4 Jam
 - > 4 Jam

-Selamat Mengerjakan-



A.2. Skala Penyesuaian Sosial

Skala 1 Penyesuaian Sosial

| NO | PERNYATAAN | ALTERNATIF JAWABAN | | | |
|----|--|--------------------|----|---|----|
| | | STS | TS | S | SS |
| 1 | Saya suka menjadi anggota yang aktif disetiap kelompok yang saya ikuti | | | | |
| 2 | Saya cenderung menutup diri jika lingkungan baru yang saya temui tidak cocok | | | | |
| 3 | Saya dapat mengikuti pergaulan dikelas dengan baik | | | | |
| 4 | Saya menyukai menjadi siswa yang pasif di kelas | | | | |
| 5 | Saya ikut terlibat aktif dalam diskusi kelompok di kelas | | | | |
| 6 | Saya merasa kecewa dengan diri sendiri, karena saya merasa tidak berguna | | | | |
| 7 | Saya pernah atau sedang menjadi Pengurus kelas | | | | |
| 8 | Saya memiliki kemampuan adaptasi yang baik di lingkungan baru | | | | |
| 9 | Saya tipikal pengikut dalam sebuah kelompok, misal kelompok organisasi yang saya ikuti | | | | |
| 10 | Saya sering mengikuti acara-acara sekolah | | | | |
| 11 | Saya bingung dengan apa yang bisa saya lakukan dalam hidup | | | | |
| 12 | Saya terlibat aktif dalam kegiatan sosial disekolah | | | | |
| 13 | Saya sulit untuk membangun pertemanan dilingkungan baru | | | | |
| 14 | Saya mengetahui kemampuan-kemampuan saya | | | | |
| 15 | Saya memilih terlibat pasif dalam setiap kesempatan, misal kerja kelompok | | | | |
| 16 | Saya enggan menghadiri kegiatan sosial yang diadakan oleh sekolah | | | | |

Persebaran Item Aspek Penyesuaian Sosial

| Aspek | Pernyataan | Item |
|-------|------------|---|
| | | Saya ikut terlibat aktif dalam diskusi kelompok di group Whatsapps kelas |
| | | Saya sering mengikuti acara yang di adakan dilingkungan rumah |
| | | Saya enggan terlibat dalam setiap kegiatan |
| | | Saya tipikal individu yang tidak tertarik dalam kelompok pertemanan |
| | | Saya dapat mengikuti pergaulan teman sebaya dengan baik |
| | | Saya memiliki kemampuan adaptasi yang baik di lingkungan baru |
| | | Saya sulit untuk membangun pertemanan dilingkungan baru |
| | | Saya cenderung menutup diri pada lingkungan baru |
| | | Saya terlibat aktif dalam kegiatan sosial lingkungan rumah |
| | | Saya suka menjadi anggota kelompok teman sebaya |
| | | Saya enggan menghadiri kegiatan sosial yang di adakan oleh lingkungan rumah |
| | | Saya lebih suka sendiri di kamar saat berada dirumah |
| | | Saya bahagia menjadi anggota yang aktif disetiap kelompok yang saya ikuti |
| | | Saya puas dengan apa yang telah saya capai saat ini. |
| | | Saya kecewa dengan apa yang telah saya lakukan di waktu lalu |
| | | Saya merasa tidak puas apabila masukan saya tidak di terima dalam kelompok |



A.3. Skala Kecanduan *Game Online*

Skala 2 Kecenderungan Kecanduan Game online

| NO | PERNYATAAN | ALTERNATIF JAWABAN | | | |
|----|---|--------------------|----|---|----|
| | | STS | TS | S | SS |
| 1 | Saya menghabiskan waktu minimal empat jam setiap harinya untuk bermain game | | | | |
| 2 | Saya tetap bisa membagi waktu saya antara bermain game dengan kegiatan lainnya | | | | |
| 3 | Game membuat Nilai saya turun | | | | |
| 4 | Saya merasa aneh ketika dalam sehari tidak bermain game | | | | |
| 5 | Saya memilih untuk curhat kepada teman saya ketika sedang galau daripada bermain game | | | | |
| 6 | Saya sering berbohong kepada orang tua saat bermain game. | | | | |
| 7 | Jika ada waktu luang saya memilih untuk beristirahat daripada bermain game | | | | |
| 8 | Minimal satu kali dalam sehari saya harus bermain game | | | | |
| 9 | Bermain Game hanya selingan bagi saya | | | | |
| 10 | Ketika saya menemukan game yang cocok untuk saya, maka semakin hari durasi saya bermain game semakin lama | | | | |
| 11 | Saya selalu menghentikan kegiatan game saat harus belajar | | | | |
| 12 | Bermain game dapat memperbaiki mood saya yang sedang jelek | | | | |
| 13 | Saya tidak pernah mengeluarkan uang lebih untuk urusan game | | | | |
| 14 | Saya lebih memilih bermain game daripada mengerjakan PR | | | | |
| 15 | Saya patuh terhadap jadwal harian yang sudah saya buat | | | | |
| 16 | Saya sering bertengkar dengan orang tua karena bermain game | | | | |
| 17 | Saya Pernah ditegur oleh guru, karena bermain game saat jam pelajaran | | | | |
| 18 | Game online menjadi pelarian saya dalam kondisi yang sedang tidak baik | | | | |
| 19 | Tidak ada pengaruh ketika saya tidak bermain game dalam sehari | | | | |
| 20 | Saya tetap bisa mempertahankan nilai saya, meskipun saya bermain game | | | | |

| | | | | | |
|----|--|--|--|--|--|
| 21 | Ketika sedang mengejar level atau <i>quest</i> pada game saya, maka kegiatan lainnya saya kesampingkan | | | | |
| 22 | Jika saya sedang sibuk belajar menghadapi ujian, saya berhenti bermain game | | | | |
| 23 | Saya lebih memilih bermain game daripada harus mengikuti ekstrakurikuler | | | | |
| 24 | Saya memilih istirahat ketika mood saya sedang jelek | | | | |
| 25 | Saya bermain game ketika senggang saja | | | | |
| 26 | Saya dapat membagi waktu saya untuk bermain game dan kegiatan lainnya dengan baik | | | | |
| 27 | Badan saya terasa lemah ketika belum bermain game | | | | |
| 28 | Saya lebih memilih mengerjakan PR daripada bermain game | | | | |



Persebaran Item Aspek Kecanduan Game Online

| Aspek | Pernyataan | Item |
|-------|------------|---|
| | | Saya lebih memilih bermain game online dari pada harus membantu orang tua di rumah |
| | | Saya lebih memilih bermain game online dari pada harus mengikuti perkumpulan remaja di lingkungan rumah |
| | | Saya lebih memilih mengerjakan PR daripada bermain game online |
| | | Jika ada waktu luang saya memilih untuk beristirahat daripada bermain game online |
| | | Ketika saya menemukan game online yang cocok untuk saya, maka semakin hari durasi saya bermain game online semakin lama |
| | | Ketika sedang mengejar level atau <i>quest</i> pada game online saya, maka kegiatan lainnya saya kesampingkan |
| | | Saya tetap bisa membagi waktu saya antara bermain game online dengan kegiatan lainnya |
| | | Saya patuh terhadap jadwal harian yang sudah saya buat |
| | | Bermain game online dapat memperbaiki mood saya yang sedang jelek |
| | | Game online menjadi pelarian saya dalam kondisi yang sedang tidak baik |
| | | Saya memilih untuk berolahraga bersama teman ketika semangat menurun dari pada bermain game online |
| | | Saya memilih istirahat ketika mood saya sedang jelek |
| | | Saya lebih suka menyendiri dari pada berkumpul dengan teman |
| | | Saya menghabiskan waktu liburan di rumah |
| | | Berkumpul dengan teman dapat mengurangi kejenuhan saya |

| | | |
|--|--|--|
| | | Saya suka menghabiskan waktu dengan nongkrong Bersama teman |
| | | Dalam satu hari saya menghabiskan waktu untuk bermain game online |
| | | Saya menghabiskan waktu lebih dari enam jam setiap harinya untuk bermain game online |
| | | Saya bermain game ketika senggang saja |
| | | Jika saya |
| | | Ketika berkonflik dengan orang lain saya memilih bermain game online |
| | | Semakin saya sering bermain game online maka semakin sering berselisih dengan teman |
| | | Semakin jarang bermain game online saya merasa nyaman |
| | | Hidup saya menjadi lancer jika saya jarang bermain game online |
| | | Permasalahan saya semakin banyak ketika sering bermain game online |
| | | Game online membuat nilai pelajaran saya turun |
| | | Saya tetap bisa mempertahankan nilai saya, meskipun saya bermain game |
| | | Saya bisa menghentikan kegiatan game saat harus belajar |



LAMPIRAN B

DATA UJI COBA ALAT UKUR

B.1. Data Uji Coba Alat Ukur Skala Penyesuaian Sosial

B.2. Data Uji Coba Alat Ukur Skala Kecanduan *Game Online*


B.3. Uji Validitas dan Reliabilitas Skala Penyesuaian Sosial

B.4. Uji Validitas dan Reliabilitas Skala Kecenderungan Kecanduan *Game Online*




B.1. Data Uji Coba Alat Ukur Skala Penyesuaian Sosial


| Subjek | ITEM Y | | | | | | | | | | | | | | | | YTOT |
|--------|--------|---|---|---|---|---|---|---|---|----|----|----|----|----|----|----|------|
| | 1 | 2 | 3 | 4 | 5 | 6 | 7 | 8 | 9 | 10 | 11 | 12 | 13 | 14 | 15 | 16 | |
| 1 | 3 | 1 | 3 | 3 | 3 | 3 | 3 | 4 | 2 | 2 | 2 | 2 | 2 | 4 | 3 | 2 | 42 |
| 2 | 3 | 3 | 4 | 3 | 3 | 3 | 3 | 3 | 3 | 2 | 3 | 2 | 3 | 2 | 3 | 3 | 46 |
| 3 | 4 | 2 | 4 | 4 | 4 | 4 | 4 | 4 | 1 | 4 | 4 | 4 | 3 | 3 | 4 | 4 | 57 |
| 4 | 4 | 2 | 4 | 2 | 3 | 2 | 2 | 3 | 3 | 2 | 2 | 2 | 3 | 2 | 2 | 3 | 41 |
| 5 | 3 | 1 | 4 | 4 | 4 | 4 | 3 | 3 | 1 | 3 | 4 | 3 | 4 | 4 | 4 | 4 | 53 |
| 6 | 4 | 3 | 4 | 4 | 4 | 4 | 4 | 4 | 2 | 3 | 4 | 4 | 4 | 3 | 4 | 4 | 59 |
| 7 | 3 | 1 | 2 | 2 | 4 | 4 | 1 | 2 | 2 | 3 | 3 | 4 | 2 | 3 | 2 | 1 | 39 |
| 8 | 3 | 2 | 2 | 2 | 1 | 1 | 3 | 3 | 2 | 2 | 3 | 1 | 2 | 3 | 2 | 3 | 35 |
| 9 | 4 | 1 | 4 | 2 | 4 | 4 | 4 | 4 | 4 | 2 | 4 | 2 | 4 | 4 | 1 | 2 | 50 |
| 10 | 3 | 2 | 2 | 2 | 3 | 1 | 3 | 2 | 2 | 3 | 1 | 3 | 2 | 2 | 2 | 3 | 36 |
| 11 | 4 | 3 | 3 | 3 | 4 | 4 | 1 | 3 | 4 | 2 | 2 | 3 | 3 | 4 | 4 | 2 | 49 |
| 12 | 4 | 4 | 4 | 4 | 4 | 4 | 4 | 4 | 2 | 3 | 4 | 3 | 4 | 4 | 4 | 4 | 60 |
| 13 | 3 | 2 | 3 | 2 | 3 | 3 | 2 | 2 | 3 | 1 | 3 | 1 | 3 | 2 | 3 | 3 | 39 |
| 14 | 1 | 3 | 4 | 1 | 4 | 3 | 1 | 4 | 2 | 2 | 2 | 3 | 3 | 3 | 2 | 3 | 41 |
| 15 | 2 | 2 | 3 | 2 | 2 | 4 | 1 | 3 | 2 | 2 | 3 | 2 | 3 | 3 | 2 | 3 | 39 |
| 16 | 1 | 3 | 3 | 3 | 4 | 3 | 4 | 2 | 3 | 3 | 3 | 3 | 3 | 3 | 3 | 3 | 47 |
| 17 | 3 | 2 | 3 | 4 | 3 | 2 | 1 | 4 | 2 | 3 | 2 | 2 | 4 | 2 | 3 | 3 | 43 |
| 18 | 3 | 2 | 4 | 2 | 3 | 4 | 3 | 4 | 2 | 3 | 3 | 3 | 2 | 3 | 3 | 3 | 47 |
| 19 | 4 | 2 | 4 | 3 | 4 | 3 | 3 | 4 | 2 | 2 | 3 | 3 | 3 | 3 | 3 | 3 | 49 |
| 20 | 4 | 3 | 3 | 4 | 4 | 4 | 4 | 3 | 2 | 2 | 4 | 3 | 3 | 2 | 4 | 2 | 51 |
| 21 | 3 | 3 | 3 | 3 | 3 | 3 | 4 | 3 | 2 | 3 | 4 | 3 | 3 | 3 | 4 | 4 | 51 |
| 22 | 3 | 2 | 3 | 3 | 4 | 4 | 3 | 3 | 3 | 2 | 3 | 2 | 3 | 3 | 3 | 3 | 47 |
| 23 | 1 | 1 | 4 | 4 | 4 | 4 | 1 | 4 | 2 | 4 | 1 | 2 | 4 | 4 | 1 | 3 | 44 |
| 24 | 1 | 2 | 3 | 4 | 3 | 3 | 1 | 3 | 2 | 2 | 3 | 2 | 3 | 2 | 3 | 2 | 39 |
| 25 | 2 | 2 | 4 | 3 | 4 | 4 | 4 | 4 | 2 | 3 | 4 | 3 | 4 | 4 | 3 | 3 | 53 |
| 26 | 3 | 2 | 2 | 2 | 2 | 3 | 1 | 2 | 1 | 2 | 2 | 3 | 4 | 1 | 3 | 3 | 36 |
| 27 | 2 | 2 | 3 | 2 | 3 | 3 | 3 | 3 | 3 | 2 | 3 | 2 | 3 | 3 | 2 | 3 | 42 |



| | | | | | | | | | | | | | | | | | |
|----|---|---|---|---|---|---|---|---|---|---|---|---|---|---|---|---|----|
| 28 | 3 | 1 | 3 | 3 | 2 | 4 | 3 | 1 | 2 | 2 | 2 | 3 | 3 | 1 | 1 | 2 | 36 |
| 29 | 4 | 3 | 4 | 4 | 4 | 3 | 4 | 4 | 1 | 4 | 3 | 4 | 4 | 3 | 4 | 4 | 57 |
| 30 | 3 | 4 | 4 | 3 | 2 | 4 | 1 | 4 | 2 | 2 | 4 | 4 | 4 | 2 | 4 | 4 | 51 |
| 31 | 3 | 3 | 3 | 2 | 3 | 1 | 3 | 3 | 3 | 2 | 3 | 2 | 3 | 2 | 3 | 2 | 41 |
| 32 | 3 | 2 | 3 | 3 | 2 | 3 | 1 | 2 | 3 | 3 | 3 | 2 | 2 | 3 | 3 | 3 | 41 |
| 33 | 2 | 1 | 3 | 2 | 2 | 4 | 2 | 3 | 3 | 2 | 3 | 3 | 3 | 3 | 3 | 3 | 42 |
| 34 | 3 | 1 | 2 | 2 | 1 | 1 | 2 | 2 | 2 | 2 | 1 | 2 | 1 | 3 | 2 | 2 | 29 |
| 35 | 3 | 3 | 3 | 3 | 3 | 4 | 1 | 3 | 2 | 3 | 3 | 1 | 4 | 4 | 3 | 3 | 46 |
| 36 | 4 | 3 | 3 | 3 | 3 | 3 | 2 | 4 | 4 | 2 | 3 | 2 | 4 | 4 | 3 | 3 | 50 |
| 37 | 2 | 2 | 3 | 2 | 3 | 2 | 2 | 2 | 2 | 4 | 3 | 4 | 3 | 2 | 3 | 3 | 42 |
| 38 | 3 | 3 | 3 | 3 | 3 | 3 | 3 | 4 | 3 | 2 | 3 | 3 | 1 | 3 | 3 | 2 | 45 |
| 39 | 3 | 2 | 1 | 4 | 3 | 4 | 4 | 3 | 2 | 3 | 3 | 3 | 4 | 3 | 4 | 4 | 50 |
| 40 | 3 | 1 | 4 | 4 | 2 | 4 | 1 | 2 | 2 | 2 | 4 | 2 | 3 | 2 | 3 | 3 | 42 |
| 41 | 4 | 3 | 4 | 1 | 3 | 4 | 3 | 4 | 3 | 3 | 4 | 3 | 4 | 4 | 2 | 3 | 52 |
| 42 | 2 | 1 | 2 | 4 | 2 | 1 | 4 | 2 | 4 | 1 | 1 | 1 | 2 | 2 | 2 | 1 | 32 |
| 43 | 3 | 1 | 3 | 4 | 4 | 4 | 4 | 4 | 4 | 3 | 4 | 4 | 2 | 3 | 4 | 4 | 55 |
| 44 | 3 | 3 | 3 | 4 | 4 | 4 | 2 | 3 | 4 | 2 | 3 | 3 | 4 | 3 | 4 | 3 | 52 |
| 45 | 2 | 1 | 2 | 3 | 3 | 4 | 3 | 2 | 3 | 1 | 1 | 2 | 1 | 2 | 3 | 3 | 36 |
| 46 | 2 | 4 | 4 | 3 | 3 | 3 | 2 | 1 | 1 | 2 | 3 | 2 | 4 | 2 | 3 | 3 | 42 |
| 47 | 3 | 1 | 3 | 2 | 3 | 2 | 2 | 3 | 3 | 3 | 1 | 1 | 3 | 3 | 2 | 2 | 37 |
| 48 | 3 | 3 | 4 | 4 | 3 | 3 | 2 | 3 | 2 | 4 | 4 | 3 | 4 | 4 | 4 | 4 | 54 |
| 49 | 3 | 2 | 3 | 3 | 3 | 3 | 2 | 3 | 2 | 2 | 3 | 3 | 3 | 3 | 3 | 3 | 44 |
| 50 | 3 | 3 | 4 | 3 | 3 | 3 | 3 | 3 | 2 | 3 | 2 | 3 | 4 | 3 | 3 | 2 | 47 |
| 51 | 3 | 2 | 3 | 4 | 3 | 3 | 3 | 3 | 2 | 2 | 1 | 3 | 3 | 3 | 3 | 1 | 42 |
| 52 | 2 | 3 | 3 | 3 | 3 | 3 | 3 | 2 | 3 | 2 | 3 | 3 | 2 | 3 | 3 | 3 | 44 |
| 53 | 4 | 3 | 3 | 3 | 3 | 4 | 2 | 3 | 3 | 3 | 3 | 3 | 3 | 3 | 3 | 4 | 50 |
| 54 | 4 | 3 | 4 | 4 | 4 | 4 | 4 | 4 | 1 | 4 | 3 | 4 | 3 | 3 | 4 | 3 | 56 |
| 55 | 3 | 2 | 3 | 3 | 3 | 2 | 3 | 3 | 2 | 2 | 2 | 2 | 2 | 2 | 4 | 3 | 41 |
| 56 | 3 | 4 | 4 | 2 | 4 | 4 | 1 | 4 | 1 | 4 | 4 | 4 | 4 | 4 | 1 | 4 | 52 |



| | | | | | | | | | | | | | | | | | |
|----|---|---|---|---|---|---|---|---|---|---|---|---|---|---|---|---|----|
| 57 | 4 | 3 | 4 | 4 | 4 | 4 | 4 | 4 | 1 | 4 | 3 | 4 | 3 | 3 | 4 | 3 | 56 |
| 58 | 2 | 3 | 3 | 3 | 3 | 3 | 3 | 2 | 3 | 2 | 3 | 3 | 2 | 3 | 3 | 3 | 44 |
| 59 | 4 | 2 | 4 | 2 | 3 | 2 | 3 | 3 | 2 | 3 | 2 | 3 | 2 | 3 | 2 | 2 | 42 |
| 60 | 2 | 3 | 3 | 2 | 3 | 2 | 3 | 4 | 1 | 4 | 2 | 4 | 2 | 3 | 3 | 2 | 43 |
| 61 | 3 | 3 | 3 | 3 | 3 | 3 | 1 | 2 | 2 | 2 | 2 | 2 | 3 | 2 | 3 | 4 | 41 |
| 62 | 3 | 1 | 3 | 4 | 4 | 4 | 4 | 4 | 4 | 3 | 4 | 4 | 2 | 3 | 4 | 4 | 55 |
| 63 | 3 | 1 | 3 | 4 | 4 | 4 | 4 | 4 | 4 | 3 | 4 | 4 | 2 | 3 | 4 | 4 | 55 |





**B.2. Data Uji Coba Alat Ukur Skala Kecanduan
Game Online**

| Subjek | ITEM X | | | | | | | | | | | | | | | | | | | | | | | | | | | | XTOT |
|--------|--------|---|---|---|---|---|---|---|---|----|----|----|----|----|----|----|----|----|----|----|----|----|----|----|----|----|----|----|------|
| | 1 | 2 | 3 | 4 | 5 | 6 | 7 | 8 | 9 | 10 | 11 | 12 | 13 | 14 | 15 | 16 | 17 | 18 | 19 | 20 | 21 | 22 | 23 | 24 | 25 | 26 | 27 | 28 | |
| 1 | 2 | 3 | 2 | 2 | 1 | 1 | 2 | 4 | 1 | 2 | 3 | 4 | 1 | 1 | 2 | 1 | 1 | 3 | 2 | 2 | 3 | 1 | 2 | 1 | 2 | 1 | 1 | 1 | 52 |
| 2 | 1 | 1 | 1 | 1 | 2 | 1 | 1 | 1 | 2 | 1 | 2 | 3 | 2 | 1 | 2 | 1 | 1 | 2 | 2 | 2 | 1 | 2 | 1 | 2 | 1 | 2 | 1 | 1 | 41 |
| 3 | 1 | 1 | 4 | 1 | 4 | 1 | 1 | 2 | 1 | 1 | 1 | 4 | 1 | 1 | 1 | 1 | 1 | 3 | 1 | 1 | 1 | 1 | 1 | 1 | 1 | 1 | 1 | 1 | 40 |
| 4 | 1 | 2 | 2 | 2 | 2 | 1 | 2 | 1 | 1 | 2 | 2 | 4 | 1 | 2 | 3 | 1 | 1 | 4 | 1 | 3 | 2 | 3 | 4 | 1 | 1 | 1 | 1 | 2 | 53 |
| 5 | 1 | 1 | 1 | 1 | 2 | 1 | 2 | 3 | 1 | 2 | 1 | 4 | 1 | 1 | 2 | 1 | 1 | 4 | 1 | 1 | 4 | 1 | 1 | 2 | 2 | 1 | 1 | 2 | 46 |
| 6 | 4 | 1 | 1 | 1 | 4 | 1 | 1 | 2 | 1 | 2 | 1 | 4 | 4 | 1 | 1 | 1 | 1 | 4 | 1 | 1 | 1 | 2 | 2 | 3 | 3 | 1 | 1 | 1 | 51 |
| 7 | 1 | 1 | 2 | 1 | 3 | 1 | 1 | 4 | 2 | 1 | 1 | 3 | 1 | 1 | 1 | 1 | 1 | 4 | 1 | 1 | 2 | 1 | 2 | 2 | 1 | 1 | 1 | 2 | 44 |
| 8 | 1 | 1 | 3 | 1 | 3 | 3 | 3 | 3 | 3 | 2 | 3 | 2 | 3 | 1 | 3 | 2 | 2 | 3 | 2 | 3 | 1 | 3 | 3 | 4 | 4 | 4 | 3 | 3 | 72 |
| 9 | 4 | 4 | 1 | 4 | 4 | 1 | 1 | 4 | 4 | 4 | 1 | 2 | 4 | 4 | 2 | 1 | 3 | 3 | 2 | 1 | 4 | 1 | 4 | 1 | 4 | 4 | 1 | 1 | 74 |
| 10 | 2 | 2 | 3 | 2 | 2 | 2 | 1 | 2 | 2 | 2 | 2 | 3 | 2 | 2 | 2 | 2 | 2 | 2 | 2 | 2 | 2 | 2 | 2 | 1 | 2 | 2 | 2 | 2 | 56 |
| 11 | 3 | 1 | 2 | 4 | 4 | 1 | 3 | 3 | 1 | 2 | 1 | 2 | 1 | 1 | 1 | 1 | 1 | 3 | 1 | 1 | 1 | 1 | 1 | 1 | 2 | 2 | 3 | 1 | 49 |
| 12 | 1 | 1 | 1 | 1 | 2 | 1 | 2 | 1 | 1 | 1 | 1 | 3 | 1 | 1 | 1 | 1 | 1 | 2 | 1 | 1 | 1 | 1 | 1 | 2 | 1 | 1 | 1 | 1 | 34 |
| 13 | 3 | 2 | 2 | 2 | 3 | 2 | 3 | 3 | 2 | 3 | 3 | 3 | 3 | 2 | 3 | 2 | 2 | 3 | 2 | 2 | 2 | 3 | 3 | 2 | 2 | 2 | 2 | 2 | 68 |
| 14 | 1 | 1 | 1 | 1 | 3 | 1 | 2 | 2 | 2 | 2 | 2 | 3 | 1 | 1 | 1 | 1 | 1 | 3 | 1 | 2 | 2 | 2 | 2 | 2 | 2 | 1 | 1 | 1 | 45 |
| 15 | 1 | 2 | 2 | 2 | 2 | 1 | 3 | 3 | 1 | 2 | 3 | 4 | 2 | 3 | 2 | 1 | 3 | 4 | 1 | 3 | 3 | 2 | 4 | 2 | 1 | 1 | 2 | 3 | 63 |
| 16 | 1 | 1 | 1 | 1 | 1 | 1 | 1 | 1 | 1 | 1 | 1 | 4 | 1 | 1 | 1 | 1 | 1 | 3 | 1 | 1 | 1 | 1 | 1 | 1 | 1 | 1 | 1 | 1 | 33 |
| 17 | 3 | 1 | 2 | 1 | 4 | 1 | 2 | 1 | 1 | 1 | 1 | 4 | 2 | 2 | 2 | 1 | 1 | 4 | 1 | 2 | 2 | 1 | 2 | 1 | 1 | 1 | 1 | 1 | 47 |
| 18 | 2 | 2 | 2 | 3 | 3 | 4 | 3 | 3 | 1 | 3 | 3 | 4 | 3 | 3 | 2 | 1 | 1 | 3 | 2 | 2 | 2 | 2 | 2 | 3 | 1 | 2 | 2 | 2 | 66 |
| 19 | 3 | 1 | 2 | 1 | 4 | 2 | 2 | 3 | 1 | 3 | 1 | 4 | 3 | 1 | 1 | 2 | 3 | 4 | 1 | 1 | 2 | 1 | 2 | 1 | 1 | 1 | 1 | 1 | 53 |
| 20 | 1 | 2 | 3 | 1 | 1 | 1 | 1 | 1 | 1 | 1 | 1 | 2 | 1 | 1 | 2 | 1 | 1 | 1 | 4 | 3 | 1 | 1 | 2 | 2 | 1 | 1 | 1 | 1 | 40 |
| 21 | 2 | 2 | 2 | 2 | 3 | 1 | 2 | 2 | 2 | 3 | 2 | 3 | 3 | 1 | 2 | 3 | 1 | 3 | 2 | 2 | 2 | 2 | 1 | 1 | 2 | 2 | 1 | 2 | 56 |
| 22 | 1 | 1 | 1 | 1 | 1 | 1 | 1 | 2 | 1 | 1 | 1 | 1 | 1 | 1 | 1 | 1 | 1 | 1 | 1 | 1 | 1 | 1 | 1 | 1 | 1 | 2 | 1 | 1 | 30 |
| 23 | 4 | 2 | 1 | 4 | 4 | 1 | 4 | 4 | 1 | 4 | 2 | 1 | 4 | 2 | 2 | 1 | 1 | 1 | 2 | 1 | 4 | 3 | 2 | 4 | 2 | 1 | 1 | 1 | 64 |
| 24 | 2 | 2 | 4 | 3 | 2 | 1 | 2 | 3 | 1 | 3 | 2 | 4 | 3 | 2 | 3 | 1 | 1 | 1 | 2 | 1 | 3 | 2 | 2 | 3 | 3 | 1 | 1 | 2 | 60 |
| 25 | 1 | 1 | 2 | 2 | 2 | 1 | 3 | 3 | 1 | 2 | 1 | 4 | 1 | 1 | 1 | 1 | 1 | 2 | 2 | 2 | 1 | 1 | 1 | 3 | 1 | 1 | 2 | 1 | 45 |
| 26 | 2 | 2 | 4 | 2 | 4 | 1 | 3 | 4 | 2 | 1 | 2 | 4 | 4 | 2 | 3 | 1 | 1 | 4 | 4 | 3 | 3 | 2 | 3 | 2 | 2 | 2 | 2 | 3 | 72 |

| | | | | | | | | | | | | | | | | | | | | | | | | | | | | | |
|----|---|---|---|---|---|---|---|---|---|---|---|---|---|---|---|---|---|---|---|---|---|---|---|---|---|---|---|----|----|
| 56 | 1 | 4 | 4 | 3 | 3 | 1 | 1 | 3 | 1 | 2 | 1 | 3 | 4 | 1 | 1 | 1 | 1 | 1 | 1 | 1 | 4 | 1 | 1 | 1 | 1 | 1 | 1 | 49 | |
| 57 | 1 | 1 | 1 | 1 | 1 | 1 | 1 | 1 | 1 | 1 | 1 | 1 | 1 | 2 | 2 | 1 | 1 | 2 | 1 | 1 | 1 | 1 | 1 | 1 | 1 | 1 | 2 | 32 | |
| 58 | 1 | 2 | 2 | 2 | 3 | 2 | 2 | 2 | 3 | 2 | 3 | 2 | 3 | 2 | 3 | 2 | 2 | 2 | 2 | 2 | 3 | 2 | 2 | 3 | 2 | 2 | 2 | 62 | |
| 59 | 4 | 2 | 3 | 3 | 2 | 3 | 2 | 3 | 2 | 3 | 2 | 3 | 2 | 3 | 2 | 3 | 3 | 3 | 2 | 2 | 3 | 2 | 3 | 2 | 2 | 2 | 3 | 2 | 71 |
| 60 | 3 | 2 | 4 | 3 | 2 | 3 | 3 | 4 | 2 | 2 | 3 | 3 | 2 | 4 | 2 | 2 | 3 | 3 | 1 | 2 | 3 | 2 | 3 | 1 | 2 | 2 | 2 | 2 | 70 |
| 61 | 1 | 1 | 1 | 1 | 1 | 1 | 1 | 1 | 1 | 1 | 4 | 4 | 1 | 2 | 2 | 1 | 1 | 3 | 1 | 1 | 1 | 1 | 2 | 2 | 2 | 1 | 1 | 2 | 42 |
| 62 | 1 | 4 | 1 | 1 | 4 | 1 | 4 | 1 | 4 | 1 | 4 | 1 | 4 | 1 | 4 | 1 | 1 | 1 | 4 | 4 | 1 | 4 | 1 | 4 | 4 | 4 | 1 | 4 | 70 |
| 63 | 1 | 4 | 1 | 1 | 4 | 1 | 4 | 1 | 4 | 1 | 4 | 1 | 4 | 1 | 4 | 1 | 1 | 1 | 4 | 4 | 1 | 4 | 1 | 4 | 4 | 4 | 1 | 4 | 70 |





B.3. Uji Validitas dan Reliabilitas Skala Penyesuaian Sosial

Uji Validitas Putaran 1

Case Processing Summary

| | N | % |
|-----------------------|----|-------|
| Valid | 63 | 100.0 |
| Excluded ^a | 0 | .0 |
| Total | 63 | 100.0 |

a. Listwise deletion based on all variables in the procedure.

Reliability Statistics

| Cronbach's Alpha | N of Items |
|------------------|------------|
| .838 | 14 |

Item-Total Statistics

| | Scale Mean if Item Deleted | Scale Variance if Item Deleted | Corrected Item-Total Correlation | Cronbach's Alpha if Item Deleted |
|-----|----------------------------|--------------------------------|----------------------------------|----------------------------------|
| Y1 | 38.14 | 41.899 | .342 | .835 |
| Y3 | 37.86 | 41.415 | .472 | .828 |
| Y4 | 38.11 | 40.907 | .414 | .831 |
| Y5 | 37.92 | 39.558 | .628 | .818 |
| Y6 | 37.89 | 39.100 | .536 | .823 |
| Y7 | 38.46 | 40.640 | .311 | .842 |
| Y8 | 38.00 | 39.387 | .573 | .821 |
| Y10 | 38.51 | 40.415 | .508 | .825 |
| Y11 | 38.24 | 38.120 | .623 | .817 |
| Y12 | 38.33 | 39.387 | .548 | .822 |
| Y13 | 38.11 | 41.649 | .343 | .836 |
| Y14 | 38.21 | 41.747 | .401 | .832 |
| Y15 | 38.11 | 40.068 | .495 | .826 |
| Y16 | 38.14 | 40.415 | .506 | .825 |

Uji Validitas Putaran 2

Case Processing Summary

| | N | % |
|-----------------------|----|-------|
| Valid | 63 | 100.0 |
| Excluded ^a | 0 | .0 |
| Total | 63 | 100.0 |

a. Listwise deletion based on all variables in the procedure.

Reliability Statistics

| Cronbach's Alpha | N of Items |
|------------------|------------|
| .838 | 14 |

Item-Total Statistics

| | Scale Mean if Item Deleted | Scale Variance if Item Deleted | Corrected Item-Total Correlation | Cronbach's Alpha if Item Deleted |
|-----|----------------------------|--------------------------------|----------------------------------|----------------------------------|
| Y1 | 38.14 | 41.899 | .342 | .835 |
| Y3 | 37.86 | 41.415 | .472 | .828 |
| Y4 | 38.11 | 40.907 | .414 | .831 |
| Y5 | 37.92 | 39.558 | .628 | .818 |
| Y6 | 37.89 | 39.100 | .536 | .823 |
| Y7 | 38.46 | 40.640 | .311 | .842 |
| Y8 | 38.00 | 39.387 | .573 | .821 |
| Y10 | 38.51 | 40.415 | .508 | .825 |
| Y11 | 38.24 | 38.120 | .623 | .817 |
| Y12 | 38.33 | 39.387 | .548 | .822 |
| Y13 | 38.11 | 41.649 | .343 | .836 |
| Y14 | 38.21 | 41.747 | .401 | .832 |
| Y15 | 38.11 | 40.068 | .495 | .826 |
| Y16 | 38.14 | 40.415 | .506 | .825 |



**B.4. Uji Validitas dan Reliabilitas Skala
Kecenderungan Kecanduan *Game Online***

Uji Validitas Putaran 1

Case Processing Summary

| | N | % |
|-----------------------|----|-------|
| Valid | 63 | 100.0 |
| Excluded ^a | 0 | .0 |
| Total | 63 | 100.0 |

a. Listwise deletion based on all variables in the procedure.

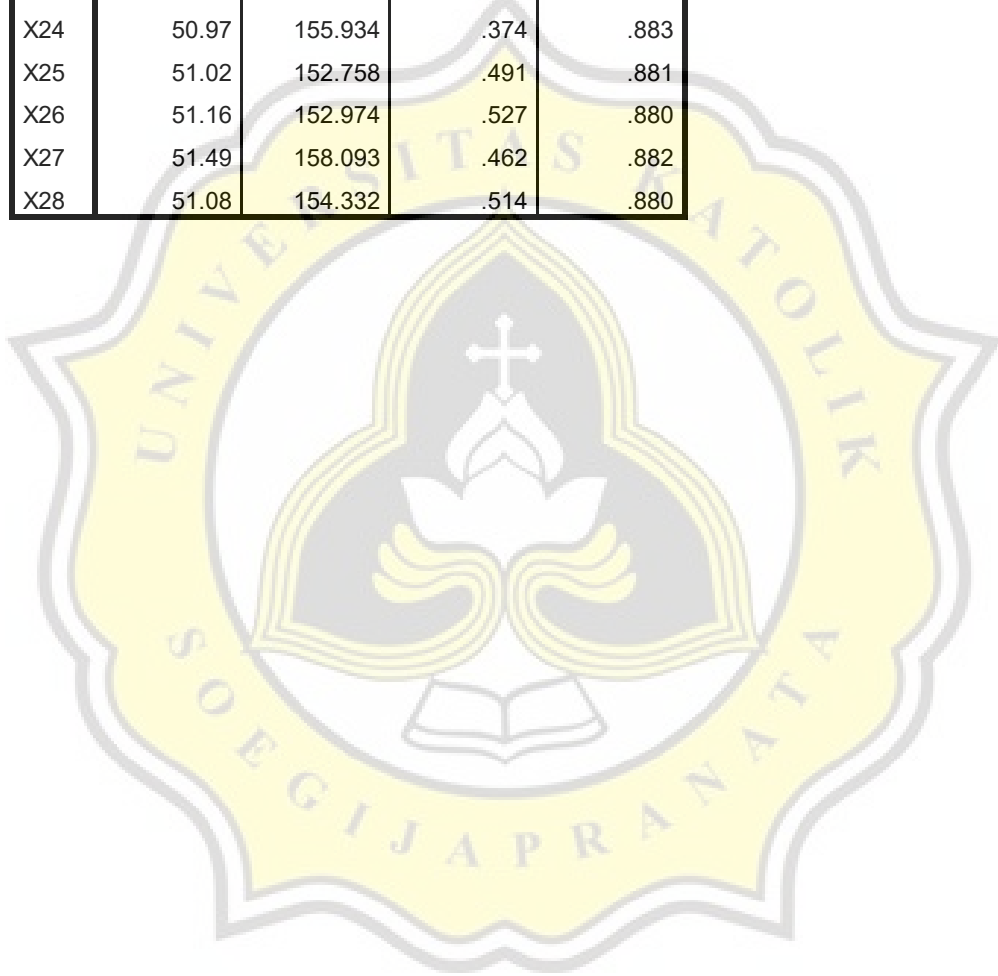
Reliability Statistics

| Cronbach's Alpha | N of Items |
|------------------|------------|
| .886 | 28 |

Item-Total Statistics

| | Scale Mean if Item Deleted | Scale Variance if Item Deleted | Corrected Item-Total Correlation | Cronbach's Alpha if Item Deleted |
|-----|----------------------------|--------------------------------|----------------------------------|----------------------------------|
| X1 | 51.13 | 154.500 | .434 | .882 |
| X2 | 51.13 | 152.048 | .562 | .879 |
| X3 | 51.02 | 157.177 | .327 | .884 |
| X4 | 51.11 | 153.842 | .474 | .881 |
| X5 | 50.35 | 154.295 | .403 | .883 |
| X6 | 51.48 | 156.641 | .459 | .882 |
| X7 | 50.78 | 153.337 | .496 | .880 |
| X8 | 50.70 | 155.891 | .324 | .885 |
| X9 | 51.24 | 152.507 | .575 | .879 |
| X10 | 50.90 | 154.184 | .456 | .881 |
| X11 | 50.87 | 148.951 | .629 | .877 |
| X12 | 49.94 | 167.028 | -.084 | .895 |
| X13 | 50.83 | 147.888 | .568 | .878 |
| X14 | 51.25 | 154.741 | .504 | .881 |
| X15 | 50.81 | 152.382 | .586 | .879 |

| | | | | |
|-----|-------|---------|-------------|------|
| X16 | 51.56 | 158.928 | .441 | .882 |
| X17 | 51.51 | 157.673 | .471 | .882 |
| X18 | 50.40 | 162.469 | <u>.097</u> | .890 |
| X19 | 51.11 | 153.068 | .508 | .880 |
| X20 | 51.02 | 158.145 | .323 | .884 |
| X21 | 50.87 | 153.048 | .468 | .881 |
| X22 | 50.94 | 150.254 | .608 | .878 |
| X23 | 50.94 | 153.351 | .494 | .881 |
| X24 | 50.97 | 155.934 | .374 | .883 |
| X25 | 51.02 | 152.758 | .491 | .881 |
| X26 | 51.16 | 152.974 | .527 | .880 |
| X27 | 51.49 | 158.093 | .462 | .882 |
| X28 | 51.08 | 154.332 | .514 | .880 |



Uji Validitas Putaran 2

Case Processing Summary

| | N | % |
|-----------------------|----|-------|
| Valid | 63 | 100.0 |
| Excluded ^a | 0 | .0 |
| Total | 63 | 100.0 |

a. Listwise deletion based on all variables in the procedure.

Reliability Statistics

| Cronbach's Alpha | N of Items |
|------------------|------------|
| .900 | 26 |

Item-Total Statistics

| | Scale Mean if Item Deleted | Scale Variance if Item Deleted | Corrected Item-Total Correlation | Cronbach's Alpha if Item Deleted |
|-----|----------------------------|--------------------------------|----------------------------------|----------------------------------|
| X1 | 45.71 | 154.336 | .399 | .898 |
| X2 | 45.71 | 150.143 | .606 | .894 |
| X3 | 45.60 | 156.921 | .297 | .900 |
| X4 | 45.70 | 152.827 | .477 | .897 |
| X5 | 44.94 | 153.770 | .386 | .899 |
| X6 | 46.06 | 155.802 | .453 | .897 |
| X7 | 45.37 | 152.171 | .506 | .896 |
| X8 | 45.29 | 155.853 | .289 | .901 |
| X9 | 45.83 | 150.469 | .627 | .894 |
| X10 | 45.49 | 154.028 | .421 | .898 |
| X11 | 45.46 | 147.865 | .635 | .893 |
| X13 | 45.41 | 145.988 | .603 | .894 |
| X14 | 45.84 | 154.297 | .478 | .897 |
| X15 | 45.40 | 150.953 | .609 | .894 |

| | | | | |
|-----|-------|---------|------|------|
| X16 | 46.14 | 157.899 | .446 | .898 |
| X17 | 46.10 | 156.862 | .462 | .897 |
| X19 | 45.70 | 151.085 | .554 | .895 |
| X20 | 45.60 | 156.663 | .347 | .899 |
| X21 | 45.46 | 153.123 | .426 | .898 |
| X22 | 45.52 | 148.447 | .646 | .893 |
| X23 | 45.52 | 153.512 | .445 | .897 |
| X24 | 45.56 | 154.283 | .404 | .898 |
| X25 | 45.60 | 150.534 | .545 | .895 |
| X26 | 45.75 | 150.838 | .581 | .894 |
| X27 | 46.08 | 157.203 | .457 | .897 |
| X28 | 45.67 | 153.065 | .530 | .896 |



Uji Validitas Putaran 3

Case Processing Summary

| | N | % |
|-----------------------|----|-------|
| Valid | 63 | 100.0 |
| Excluded ^a | 0 | .0 |
| Total | 63 | 100.0 |

a. Listwise deletion based on all variables in the procedure.

Reliability Statistics

| Cronbach's Alpha | N of Items |
|------------------|------------|
| .900 | 25 |

Item-Total Statistics

| | Scale Mean if Item Deleted | Scale Variance if Item Deleted | Corrected Item-Total Correlation | Cronbach's Alpha if Item Deleted |
|-----|----------------------------|--------------------------------|----------------------------------|----------------------------------|
| X1 | 43.86 | 146.737 | .395 | .899 |
| X2 | 43.86 | 142.576 | .605 | .894 |
| X4 | 43.84 | 145.587 | .458 | .897 |
| X5 | 43.08 | 145.881 | .394 | .899 |
| X6 | 44.21 | 148.295 | .440 | .898 |
| X7 | 43.51 | 144.222 | .520 | .896 |
| X8 | 43.43 | 148.668 | .267 | .902 |
| X9 | 43.97 | 142.418 | .649 | .893 |
| X10 | 43.63 | 146.300 | .423 | .898 |
| X11 | 43.60 | 140.308 | .636 | .893 |
| X13 | 43.56 | 138.509 | .603 | .894 |
| X14 | 43.98 | 146.919 | .462 | .897 |
| X15 | 43.54 | 143.027 | .625 | .894 |
| X16 | 44.29 | 150.401 | .426 | .898 |
| X17 | 44.24 | 149.249 | .453 | .898 |

| | | | | |
|-----|-------|---------|------|------|
| X19 | 43.84 | 143.491 | .553 | .895 |
| X20 | 43.75 | 148.773 | .354 | .899 |
| X21 | 43.60 | 145.695 | .416 | .899 |
| X22 | 43.67 | 140.774 | .652 | .893 |
| X23 | 43.67 | 146.065 | .434 | .898 |
| X24 | 43.70 | 146.117 | .425 | .898 |
| X25 | 43.75 | 142.547 | .562 | .895 |
| X26 | 43.89 | 142.778 | .602 | .894 |
| X27 | 44.22 | 149.789 | .434 | .898 |
| X28 | 43.81 | 145.318 | .534 | .896 |

Uji Validitas & Reliabilitas Putaran 4

Case Processing Summary

| | N | % |
|-----------------------|----|-------|
| Valid | 63 | 100.0 |
| Excluded ^a | 0 | .0 |
| Total | 63 | 100.0 |

a. Listwise deletion based on all variables in the procedure.

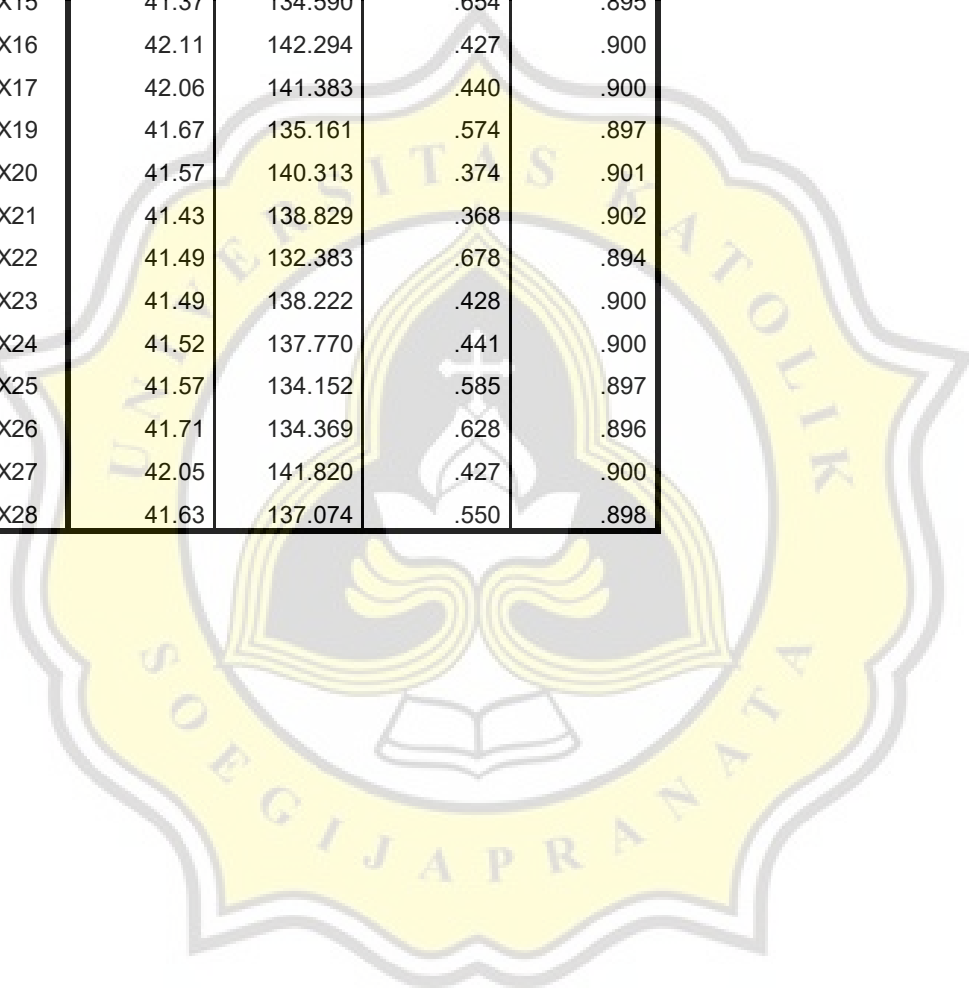
Reliability Statistics

| Cronbach's Alpha | N of Items |
|------------------|------------|
| .902 | 24 |

Item-Total Statistics

| | Scale Mean if Item Deleted | Scale Variance if Item Deleted | Corrected Item-Total Correlation | Cronbach's Alpha if Item Deleted |
|----|----------------------------|--------------------------------|----------------------------------|----------------------------------|
| X1 | 41.68 | 139.381 | .366 | .902 |
| X2 | 41.68 | 134.672 | .606 | .896 |
| X4 | 41.67 | 138.613 | .411 | .901 |
| X5 | 40.90 | 138.152 | .384 | .902 |

| | | | | |
|-----|-------|---------|------|------|
| X6 | 42.03 | 140.418 | .431 | .900 |
| X7 | 41.33 | 136.387 | .516 | .898 |
| X9 | 41.79 | 134.199 | .667 | .895 |
| X10 | 41.46 | 138.865 | .398 | .901 |
| X11 | 41.43 | 132.055 | .656 | .895 |
| X13 | 41.38 | 130.562 | .609 | .896 |
| X14 | 41.81 | 139.124 | .451 | .900 |
| X15 | 41.37 | 134.590 | .654 | .895 |
| X16 | 42.11 | 142.294 | .427 | .900 |
| X17 | 42.06 | 141.383 | .440 | .900 |
| X19 | 41.67 | 135.161 | .574 | .897 |
| X20 | 41.57 | 140.313 | .374 | .901 |
| X21 | 41.43 | 138.829 | .368 | .902 |
| X22 | 41.49 | 132.383 | .678 | .894 |
| X23 | 41.49 | 138.222 | .428 | .900 |
| X24 | 41.52 | 137.770 | .441 | .900 |
| X25 | 41.57 | 134.152 | .585 | .897 |
| X26 | 41.71 | 134.369 | .628 | .896 |
| X27 | 42.05 | 141.820 | .427 | .900 |
| X28 | 41.63 | 137.074 | .550 | .898 |





LAMPIRAN C

DATA PENELITIAN

C.1. Data Penelitian Variabel Penyesuaian Sosial

**C.2. Data Penelitian Variabel Kecenderungan
Kecanduan *Game Online***



C.1. Data Penelitian Variabel Penyesuaian Sosial

| | ITEM Y | | | | | | | | | | | | | | YTOT |
|----|--------|---|---|---|---|---|---|----|----|----|----|----|----|----|------|
| | 1 | 3 | 4 | 5 | 6 | 7 | 8 | 10 | 11 | 12 | 13 | 14 | 15 | 16 | |
| 1 | 3 | 3 | 3 | 3 | 3 | 3 | 4 | 2 | 2 | 2 | 2 | 4 | 3 | 2 | 39 |
| 2 | 3 | 4 | 3 | 3 | 3 | 3 | 3 | 2 | 3 | 2 | 3 | 2 | 3 | 3 | 40 |
| 3 | 4 | 4 | 4 | 4 | 4 | 4 | 4 | 4 | 4 | 4 | 3 | 3 | 4 | 4 | 54 |
| 4 | 4 | 4 | 2 | 3 | 2 | 2 | 3 | 2 | 2 | 2 | 3 | 2 | 2 | 3 | 36 |
| 5 | 3 | 4 | 4 | 4 | 4 | 3 | 3 | 3 | 4 | 3 | 4 | 4 | 4 | 4 | 51 |
| 6 | 4 | 4 | 4 | 4 | 4 | 4 | 4 | 3 | 4 | 4 | 4 | 3 | 4 | 4 | 54 |
| 7 | 3 | 2 | 2 | 4 | 4 | 1 | 2 | 3 | 3 | 4 | 2 | 3 | 2 | 1 | 36 |
| 8 | 3 | 2 | 2 | 1 | 1 | 3 | 3 | 2 | 3 | 1 | 2 | 3 | 2 | 3 | 31 |
| 9 | 4 | 4 | 2 | 4 | 4 | 4 | 4 | 2 | 4 | 2 | 4 | 4 | 1 | 2 | 45 |
| 10 | 3 | 2 | 2 | 3 | 1 | 3 | 2 | 3 | 1 | 3 | 2 | 2 | 2 | 3 | 32 |
| 11 | 4 | 3 | 3 | 4 | 4 | 1 | 3 | 2 | 2 | 3 | 3 | 4 | 4 | 2 | 42 |
| 12 | 4 | 4 | 4 | 4 | 4 | 4 | 4 | 3 | 4 | 3 | 4 | 4 | 4 | 4 | 54 |
| 13 | 3 | 3 | 2 | 3 | 3 | 2 | 2 | 1 | 3 | 1 | 3 | 2 | 3 | 3 | 34 |
| 14 | 1 | 4 | 1 | 4 | 3 | 1 | 4 | 2 | 2 | 3 | 3 | 3 | 2 | 3 | 36 |
| 15 | 2 | 3 | 2 | 2 | 4 | 1 | 3 | 2 | 3 | 2 | 3 | 3 | 2 | 3 | 35 |
| 16 | 1 | 3 | 3 | 4 | 3 | 4 | 2 | 3 | 3 | 3 | 3 | 3 | 3 | 3 | 41 |
| 17 | 3 | 3 | 4 | 3 | 2 | 1 | 4 | 3 | 2 | 2 | 4 | 2 | 3 | 3 | 39 |
| 18 | 3 | 4 | 2 | 3 | 4 | 3 | 4 | 3 | 3 | 3 | 2 | 3 | 3 | 3 | 43 |
| 19 | 4 | 4 | 3 | 4 | 3 | 3 | 4 | 2 | 3 | 3 | 3 | 3 | 3 | 3 | 45 |
| 20 | 4 | 3 | 4 | 4 | 4 | 4 | 3 | 2 | 4 | 3 | 3 | 2 | 4 | 2 | 46 |
| 21 | 3 | 3 | 3 | 3 | 3 | 4 | 3 | 3 | 4 | 3 | 3 | 3 | 4 | 4 | 46 |
| 22 | 3 | 3 | 3 | 4 | 4 | 3 | 3 | 2 | 3 | 2 | 3 | 3 | 3 | 3 | 42 |
| 23 | 1 | 4 | 4 | 4 | 4 | 1 | 4 | 4 | 1 | 2 | 4 | 4 | 1 | 3 | 41 |
| 24 | 1 | 3 | 4 | 3 | 3 | 1 | 3 | 2 | 3 | 2 | 3 | 2 | 3 | 2 | 35 |
| 25 | 2 | 4 | 3 | 4 | 4 | 4 | 4 | 3 | 4 | 3 | 4 | 4 | 3 | 3 | 49 |
| 26 | 3 | 2 | 2 | 2 | 3 | 1 | 2 | 2 | 2 | 3 | 4 | 1 | 3 | 3 | 33 |
| 27 | 2 | 3 | 2 | 3 | 3 | 3 | 3 | 2 | 3 | 2 | 3 | 3 | 2 | 3 | 37 |

| | | | | | | | | | | | | | | | |
|----|---|---|---|---|---|---|---|---|---|---|---|---|---|---|----|
| 28 | 3 | 3 | 3 | 2 | 4 | 3 | 1 | 2 | 2 | 3 | 3 | 1 | 1 | 2 | 33 |
| 29 | 4 | 4 | 4 | 4 | 3 | 4 | 4 | 4 | 3 | 4 | 4 | 3 | 4 | 4 | 53 |
| 30 | 3 | 4 | 3 | 2 | 4 | 1 | 4 | 2 | 4 | 4 | 4 | 2 | 4 | 4 | 45 |
| 31 | 3 | 3 | 2 | 3 | 1 | 3 | 3 | 2 | 3 | 2 | 3 | 2 | 3 | 2 | 35 |
| 32 | 3 | 3 | 3 | 2 | 3 | 1 | 2 | 3 | 3 | 2 | 2 | 3 | 3 | 3 | 36 |
| 33 | 2 | 3 | 2 | 2 | 4 | 2 | 3 | 2 | 3 | 3 | 3 | 3 | 3 | 3 | 38 |
| 34 | 3 | 2 | 2 | 1 | 1 | 2 | 2 | 2 | 1 | 2 | 1 | 3 | 2 | 2 | 26 |
| 35 | 3 | 3 | 3 | 3 | 4 | 1 | 3 | 3 | 3 | 1 | 4 | 4 | 3 | 3 | 41 |
| 36 | 4 | 3 | 3 | 3 | 3 | 2 | 4 | 2 | 3 | 2 | 4 | 4 | 3 | 3 | 43 |
| 37 | 2 | 3 | 2 | 3 | 2 | 2 | 2 | 4 | 3 | 4 | 3 | 2 | 3 | 3 | 38 |
| 38 | 3 | 3 | 3 | 3 | 3 | 3 | 4 | 2 | 3 | 3 | 1 | 3 | 3 | 2 | 39 |
| 39 | 3 | 1 | 4 | 3 | 4 | 4 | 3 | 3 | 3 | 3 | 4 | 3 | 4 | 4 | 46 |
| 40 | 3 | 4 | 4 | 2 | 4 | 1 | 2 | 2 | 4 | 2 | 3 | 2 | 3 | 3 | 39 |
| 41 | 4 | 4 | 1 | 3 | 4 | 3 | 4 | 3 | 4 | 3 | 4 | 4 | 2 | 3 | 46 |
| 42 | 2 | 2 | 4 | 2 | 1 | 4 | 2 | 1 | 1 | 1 | 2 | 2 | 2 | 1 | 27 |
| 43 | 3 | 3 | 4 | 4 | 4 | 4 | 4 | 3 | 4 | 4 | 2 | 3 | 4 | 4 | 50 |
| 44 | 3 | 3 | 4 | 4 | 4 | 2 | 3 | 2 | 3 | 3 | 4 | 3 | 4 | 3 | 45 |
| 45 | 2 | 2 | 3 | 3 | 4 | 3 | 2 | 1 | 1 | 2 | 1 | 2 | 3 | 3 | 32 |
| 46 | 2 | 4 | 3 | 3 | 3 | 2 | 1 | 2 | 3 | 2 | 4 | 2 | 3 | 3 | 37 |
| 47 | 3 | 3 | 2 | 3 | 2 | 2 | 3 | 3 | 1 | 1 | 3 | 3 | 2 | 2 | 33 |
| 48 | 3 | 4 | 4 | 3 | 3 | 2 | 3 | 4 | 4 | 3 | 4 | 4 | 4 | 4 | 49 |
| 49 | 3 | 3 | 3 | 3 | 3 | 2 | 3 | 2 | 3 | 3 | 3 | 3 | 3 | 3 | 40 |
| 50 | 3 | 4 | 3 | 3 | 3 | 3 | 3 | 3 | 2 | 3 | 4 | 3 | 3 | 2 | 42 |
| 51 | 3 | 3 | 4 | 3 | 3 | 3 | 3 | 2 | 1 | 3 | 3 | 3 | 3 | 1 | 38 |
| 52 | 2 | 3 | 3 | 3 | 3 | 3 | 2 | 2 | 3 | 3 | 2 | 3 | 3 | 3 | 38 |
| 53 | 4 | 3 | 3 | 3 | 4 | 2 | 3 | 3 | 3 | 3 | 3 | 3 | 3 | 4 | 44 |
| 54 | 4 | 4 | 4 | 4 | 4 | 4 | 4 | 4 | 3 | 4 | 3 | 3 | 4 | 3 | 52 |
| 55 | 3 | 3 | 3 | 3 | 2 | 3 | 3 | 2 | 2 | 2 | 2 | 2 | 4 | 3 | 37 |
| 56 | 3 | 4 | 2 | 4 | 4 | 1 | 4 | 4 | 4 | 4 | 4 | 4 | 1 | 4 | 47 |

| | | | | | | | | | | | | | | | |
|----|---|---|---|---|---|---|---|---|---|---|---|---|---|---|----|
| 57 | 4 | 4 | 4 | 4 | 4 | 4 | 4 | 4 | 3 | 4 | 3 | 3 | 4 | 3 | 52 |
| 58 | 2 | 3 | 3 | 3 | 3 | 3 | 2 | 2 | 3 | 3 | 2 | 3 | 3 | 3 | 38 |
| 59 | 4 | 4 | 2 | 3 | 2 | 3 | 3 | 3 | 2 | 3 | 2 | 3 | 2 | 2 | 38 |
| 60 | 2 | 3 | 2 | 3 | 2 | 3 | 4 | 4 | 2 | 4 | 2 | 3 | 3 | 2 | 39 |
| 61 | 3 | 3 | 3 | 3 | 3 | 1 | 2 | 2 | 2 | 2 | 3 | 2 | 3 | 4 | 36 |
| 62 | 3 | 3 | 4 | 4 | 4 | 4 | 4 | 3 | 4 | 4 | 2 | 3 | 4 | 4 | 50 |
| 63 | 3 | 3 | 4 | 4 | 4 | 4 | 4 | 3 | 4 | 4 | 2 | 3 | 4 | 4 | 50 |





**C.2. Data Penelitian Variabel Kecenderungan
Kecanduan *Game Online***

| Subjek | ITEM X | | | | | | | | | | | | | | | | | | | | | | | XTOT | |
|--------|--------|---|---|---|---|---|---|----|----|----|----|----|----|----|----|----|----|----|----|----|----|----|----|------|----|
| | 1 | 2 | 4 | 5 | 6 | 7 | 9 | 10 | 11 | 13 | 14 | 15 | 16 | 17 | 19 | 20 | 21 | 22 | 23 | 24 | 25 | 26 | 27 | | 28 |
| 1 | 2 | 3 | 2 | 1 | 1 | 2 | 1 | 2 | 3 | 1 | 1 | 2 | 1 | 1 | 2 | 2 | 3 | 1 | 2 | 1 | 2 | 1 | 1 | 1 | 39 |
| 2 | 1 | 1 | 1 | 2 | 1 | 1 | 2 | 1 | 2 | 2 | 1 | 2 | 1 | 1 | 2 | 2 | 1 | 2 | 1 | 2 | 1 | 2 | 1 | 1 | 34 |
| 3 | 1 | 1 | 1 | 4 | 1 | 1 | 1 | 1 | 1 | 1 | 1 | 1 | 1 | 1 | 1 | 1 | 1 | 1 | 1 | 1 | 1 | 1 | 1 | 1 | 27 |
| 4 | 1 | 2 | 2 | 2 | 1 | 2 | 1 | 2 | 2 | 1 | 2 | 3 | 1 | 1 | 1 | 3 | 2 | 3 | 4 | 1 | 1 | 1 | 1 | 2 | 42 |
| 5 | 1 | 1 | 1 | 2 | 1 | 2 | 1 | 2 | 1 | 1 | 1 | 2 | 1 | 1 | 1 | 1 | 4 | 1 | 1 | 2 | 2 | 1 | 1 | 2 | 34 |
| 6 | 4 | 1 | 1 | 4 | 1 | 1 | 1 | 2 | 1 | 4 | 1 | 1 | 1 | 1 | 1 | 1 | 2 | 2 | 3 | 3 | 1 | 1 | 1 | 1 | 40 |
| 7 | 1 | 1 | 1 | 3 | 1 | 1 | 2 | 1 | 1 | 1 | 1 | 1 | 1 | 1 | 1 | 2 | 1 | 2 | 2 | 1 | 1 | 1 | 1 | 2 | 31 |
| 8 | 1 | 1 | 1 | 3 | 3 | 3 | 3 | 2 | 3 | 3 | 1 | 3 | 2 | 2 | 2 | 3 | 1 | 3 | 3 | 4 | 4 | 4 | 3 | 3 | 61 |
| 9 | 4 | 4 | 4 | 4 | 1 | 1 | 4 | 4 | 1 | 4 | 4 | 2 | 1 | 3 | 2 | 1 | 4 | 1 | 4 | 1 | 4 | 4 | 1 | 1 | 64 |
| 10 | 2 | 2 | 2 | 2 | 2 | 1 | 2 | 2 | 2 | 2 | 2 | 2 | 2 | 2 | 2 | 2 | 2 | 2 | 2 | 1 | 2 | 2 | 2 | 2 | 46 |
| 11 | 3 | 1 | 4 | 4 | 1 | 3 | 1 | 2 | 1 | 1 | 1 | 1 | 1 | 1 | 1 | 1 | 1 | 1 | 1 | 1 | 2 | 2 | 3 | 1 | 39 |
| 12 | 1 | 1 | 1 | 2 | 1 | 2 | 1 | 1 | 1 | 1 | 1 | 1 | 1 | 1 | 1 | 1 | 1 | 1 | 1 | 2 | 1 | 1 | 1 | 1 | 27 |
| 13 | 3 | 2 | 2 | 3 | 2 | 3 | 2 | 3 | 3 | 3 | 2 | 3 | 2 | 2 | 2 | 2 | 2 | 3 | 3 | 2 | 2 | 2 | 2 | 2 | 57 |
| 14 | 1 | 1 | 1 | 3 | 1 | 2 | 2 | 2 | 2 | 1 | 1 | 1 | 1 | 1 | 1 | 2 | 2 | 2 | 2 | 2 | 2 | 1 | 1 | 1 | 36 |
| 15 | 1 | 2 | 2 | 2 | 1 | 3 | 1 | 2 | 3 | 2 | 3 | 2 | 1 | 3 | 1 | 3 | 3 | 2 | 4 | 2 | 1 | 1 | 2 | 3 | 50 |
| 16 | 1 | 1 | 1 | 1 | 1 | 1 | 1 | 1 | 1 | 1 | 1 | 1 | 1 | 1 | 1 | 1 | 1 | 1 | 1 | 1 | 1 | 1 | 1 | 1 | 24 |
| 17 | 3 | 1 | 1 | 4 | 1 | 2 | 1 | 1 | 1 | 2 | 2 | 2 | 1 | 1 | 1 | 2 | 2 | 1 | 2 | 1 | 1 | 1 | 1 | 1 | 36 |
| 18 | 2 | 2 | 3 | 3 | 4 | 3 | 1 | 3 | 3 | 3 | 3 | 2 | 1 | 1 | 2 | 2 | 2 | 2 | 2 | 3 | 1 | 2 | 2 | 2 | 54 |
| 19 | 3 | 1 | 1 | 4 | 2 | 2 | 1 | 3 | 1 | 3 | 1 | 1 | 2 | 3 | 1 | 1 | 2 | 1 | 2 | 1 | 1 | 1 | 1 | 1 | 40 |
| 20 | 1 | 2 | 1 | 1 | 1 | 1 | 1 | 1 | 1 | 1 | 1 | 2 | 1 | 1 | 4 | 3 | 1 | 1 | 2 | 2 | 1 | 1 | 1 | 1 | 33 |
| 21 | 2 | 2 | 2 | 3 | 1 | 2 | 2 | 3 | 2 | 3 | 1 | 2 | 3 | 1 | 2 | 2 | 2 | 2 | 1 | 1 | 2 | 2 | 1 | 2 | 46 |
| 22 | 1 | 1 | 1 | 1 | 1 | 1 | 1 | 1 | 1 | 1 | 1 | 1 | 1 | 1 | 1 | 1 | 1 | 1 | 1 | 1 | 1 | 2 | 1 | 1 | 25 |
| 23 | 4 | 2 | 4 | 4 | 1 | 4 | 1 | 4 | 2 | 4 | 2 | 2 | 1 | 1 | 2 | 1 | 4 | 3 | 2 | 4 | 2 | 1 | 1 | 1 | 57 |
| 24 | 2 | 2 | 3 | 2 | 1 | 2 | 1 | 3 | 2 | 3 | 2 | 3 | 1 | 1 | 2 | 1 | 3 | 2 | 2 | 3 | 3 | 1 | 1 | 2 | 48 |
| 25 | 1 | 1 | 2 | 2 | 1 | 3 | 1 | 2 | 1 | 1 | 1 | 1 | 1 | 1 | 2 | 2 | 1 | 1 | 1 | 3 | 1 | 1 | 2 | 1 | 34 |
| 26 | 2 | 2 | 2 | 4 | 1 | 3 | 2 | 1 | 2 | 4 | 2 | 3 | 1 | 1 | 4 | 3 | 3 | 2 | 3 | 2 | 2 | 2 | 2 | 3 | 56 |
| 27 | 2 | 2 | 2 | 3 | 2 | 2 | 2 | 2 | 3 | 2 | 2 | 2 | 2 | 2 | 2 | 2 | 2 | 2 | 2 | 2 | 2 | 2 | 2 | 2 | 50 |

| | | | | | | | | | | | | | | | | | | | | | | | | |
|----|---|---|---|---|---|---|---|---|---|---|---|---|---|---|---|---|---|---|---|---|---|---|----|----|
| 28 | 1 | 1 | 1 | 2 | 1 | 1 | 1 | 3 | 1 | 1 | 1 | 1 | 1 | 1 | 1 | 1 | 1 | 2 | 1 | 1 | 1 | 1 | 2 | 29 |
| 29 | 1 | 1 | 1 | 2 | 1 | 1 | 1 | 1 | 1 | 1 | 1 | 1 | 1 | 1 | 1 | 1 | 1 | 1 | 1 | 1 | 1 | 1 | 1 | 25 |
| 30 | 2 | 4 | 4 | 2 | 1 | 2 | 1 | 1 | 4 | 1 | 1 | 1 | 1 | 3 | 4 | 4 | 1 | 1 | 1 | 2 | 1 | 1 | 45 | |
| 31 | 1 | 1 | 1 | 2 | 1 | 4 | 1 | 2 | 1 | 1 | 1 | 2 | 1 | 1 | 1 | 2 | 1 | 1 | 1 | 1 | 1 | 1 | 31 | |
| 32 | 2 | 2 | 2 | 3 | 2 | 3 | 2 | 3 | 2 | 3 | 2 | 3 | 2 | 2 | 2 | 2 | 2 | 3 | 2 | 3 | 2 | 2 | 55 | |
| 33 | 2 | 3 | 1 | 1 | 1 | 2 | 3 | 1 | 3 | 4 | 1 | 4 | 2 | 1 | 3 | 3 | 2 | 3 | 1 | 3 | 3 | 4 | 53 | |
| 34 | 3 | 2 | 3 | 1 | 3 | 2 | 2 | 4 | 3 | 2 | 4 | 3 | 3 | 1 | 2 | 1 | 4 | 2 | 1 | 1 | 1 | 2 | 55 | |
| 35 | 1 | 2 | 1 | 3 | 1 | 2 | 2 | 1 | 2 | 1 | 1 | 2 | 1 | 1 | 1 | 2 | 2 | 2 | 2 | 3 | 3 | 2 | 40 | |
| 36 | 2 | 1 | 2 | 2 | 2 | 3 | 1 | 3 | 3 | 4 | 2 | 2 | 1 | 1 | 4 | 2 | 1 | 3 | 3 | 1 | 1 | 3 | 49 | |
| 37 | 1 | 1 | 1 | 1 | 1 | 1 | 1 | 3 | 2 | 1 | 2 | 3 | 1 | 1 | 1 | 2 | 2 | 2 | 2 | 2 | 1 | 2 | 37 | |
| 38 | 3 | 3 | 2 | 2 | 1 | 2 | 2 | 2 | 4 | 3 | 3 | 2 | 3 | 2 | 3 | 1 | 4 | 3 | 4 | 3 | 3 | 1 | 61 | |
| 39 | 3 | 2 | 2 | 2 | 1 | 3 | 2 | 2 | 2 | 1 | 1 | 2 | 1 | 2 | 2 | 2 | 3 | 2 | 2 | 2 | 2 | 1 | 46 | |
| 40 | 1 | 1 | 1 | 3 | 1 | 3 | 1 | 1 | 1 | 1 | 1 | 1 | 1 | 1 | 2 | 1 | 1 | 1 | 1 | 1 | 1 | 1 | 30 | |
| 41 | 1 | 1 | 2 | 2 | 1 | 1 | 1 | 1 | 1 | 4 | 1 | 1 | 1 | 1 | 1 | 3 | 1 | 2 | 1 | 1 | 1 | 1 | 32 | |
| 42 | 2 | 1 | 1 | 1 | 1 | 1 | 1 | 1 | 1 | 1 | 1 | 2 | 1 | 1 | 1 | 3 | 1 | 1 | 1 | 1 | 1 | 2 | 29 | |
| 43 | 1 | 4 | 1 | 4 | 1 | 4 | 4 | 1 | 4 | 4 | 1 | 4 | 1 | 1 | 4 | 4 | 1 | 4 | 1 | 4 | 4 | 4 | 66 | |
| 44 | 3 | 1 | 3 | 4 | 1 | 4 | 1 | 3 | 1 | 1 | 1 | 2 | 1 | 1 | 2 | 2 | 4 | 3 | 2 | 1 | 1 | 1 | 46 | |
| 45 | 1 | 1 | 1 | 1 | 1 | 1 | 1 | 1 | 1 | 1 | 1 | 1 | 1 | 1 | 1 | 2 | 1 | 1 | 2 | 1 | 4 | 1 | 29 | |
| 46 | 3 | 1 | 2 | 3 | 1 | 3 | 1 | 2 | 3 | 1 | 2 | 3 | 1 | 1 | 1 | 2 | 2 | 3 | 2 | 3 | 2 | 2 | 48 | |
| 47 | 1 | 1 | 1 | 4 | 2 | 2 | 1 | 4 | 3 | 4 | 3 | 3 | 1 | 1 | 1 | 1 | 2 | 4 | 3 | 1 | 3 | 2 | 52 | |
| 48 | 1 | 1 | 1 | 2 | 1 | 2 | 1 | 1 | 1 | 1 | 1 | 1 | 1 | 1 | 2 | 2 | 1 | 1 | 1 | 3 | 1 | 1 | 30 | |
| 49 | 1 | 2 | 2 | 2 | 2 | 2 | 2 | 2 | 2 | 2 | 2 | 2 | 2 | 2 | 2 | 2 | 2 | 2 | 2 | 2 | 2 | 2 | 47 | |
| 50 | 3 | 2 | 1 | 4 | 1 | 2 | 3 | 4 | 3 | 1 | 2 | 3 | 1 | 1 | 1 | 1 | 3 | 1 | 4 | 3 | 1 | 1 | 49 | |
| 51 | 2 | 2 | 4 | 3 | 4 | 2 | 2 | 3 | 2 | 2 | 2 | 2 | 2 | 3 | 3 | 2 | 3 | 3 | 4 | 2 | 2 | 3 | 62 | |
| 52 | 1 | 2 | 2 | 3 | 2 | 2 | 3 | 2 | 3 | 3 | 2 | 3 | 2 | 2 | 2 | 2 | 2 | 3 | 2 | 2 | 3 | 2 | 54 | |
| 53 | 1 | 1 | 1 | 3 | 1 | 2 | 1 | 2 | 1 | 1 | 1 | 2 | 1 | 1 | 1 | 1 | 3 | 1 | 2 | 2 | 1 | 1 | 35 | |
| 54 | 1 | 1 | 1 | 1 | 1 | 1 | 1 | 1 | 1 | 1 | 2 | 2 | 1 | 1 | 1 | 1 | 1 | 1 | 1 | 1 | 1 | 1 | 27 | |
| 55 | 1 | 2 | 2 | 3 | 2 | 2 | 2 | 2 | 1 | 1 | 1 | 3 | 1 | 2 | 2 | 2 | 2 | 3 | 1 | 3 | 2 | 2 | 45 | |
| 56 | 1 | 4 | 3 | 3 | 1 | 1 | 1 | 2 | 1 | 4 | 1 | 1 | 1 | 1 | 1 | 1 | 4 | 1 | 1 | 1 | 1 | 1 | 38 | |

| | | | | | | | | | | | | | | | | | | | | | | | | | |
|----|---|---|---|---|---|---|---|---|---|---|---|---|---|---|---|---|---|---|---|---|---|---|---|---|----|
| 57 | 1 | 1 | 1 | 1 | 1 | 1 | 1 | 1 | 1 | 1 | 2 | 2 | 1 | 1 | 1 | 1 | 1 | 1 | 1 | 1 | 1 | 1 | 1 | 2 | 27 |
| 58 | 1 | 2 | 2 | 3 | 2 | 2 | 3 | 2 | 3 | 3 | 2 | 3 | 2 | 2 | 2 | 2 | 3 | 2 | 2 | 3 | 2 | 2 | 2 | 2 | 54 |
| 59 | 4 | 2 | 3 | 2 | 3 | 2 | 2 | 3 | 2 | 2 | 3 | 2 | 3 | 3 | 2 | 2 | 3 | 2 | 3 | 2 | 2 | 2 | 3 | 2 | 59 |
| 60 | 3 | 2 | 3 | 2 | 3 | 3 | 2 | 2 | 3 | 2 | 4 | 2 | 2 | 3 | 1 | 2 | 3 | 2 | 3 | 1 | 2 | 2 | 2 | 2 | 56 |
| 61 | 1 | 1 | 1 | 1 | 1 | 1 | 1 | 1 | 4 | 1 | 2 | 2 | 1 | 1 | 1 | 1 | 1 | 1 | 2 | 2 | 2 | 1 | 1 | 2 | 33 |
| 62 | 1 | 4 | 1 | 4 | 1 | 4 | 4 | 1 | 4 | 4 | 1 | 4 | 1 | 1 | 4 | 4 | 1 | 4 | 1 | 4 | 4 | 4 | 1 | 4 | 66 |
| 63 | 1 | 4 | 1 | 4 | 1 | 4 | 4 | 1 | 4 | 4 | 1 | 4 | 1 | 1 | 4 | 4 | 1 | 4 | 1 | 4 | 4 | 4 | 1 | 4 | 66 |





LAMPIRAN D

UJI ASUMSI DASAR

D.1. Uji Normalitas kedua Variabel

D.2. Uji Linieritas Kedua Variabel



D.1. Uji Normalitas Kedua Variabel

Descriptive Statistics

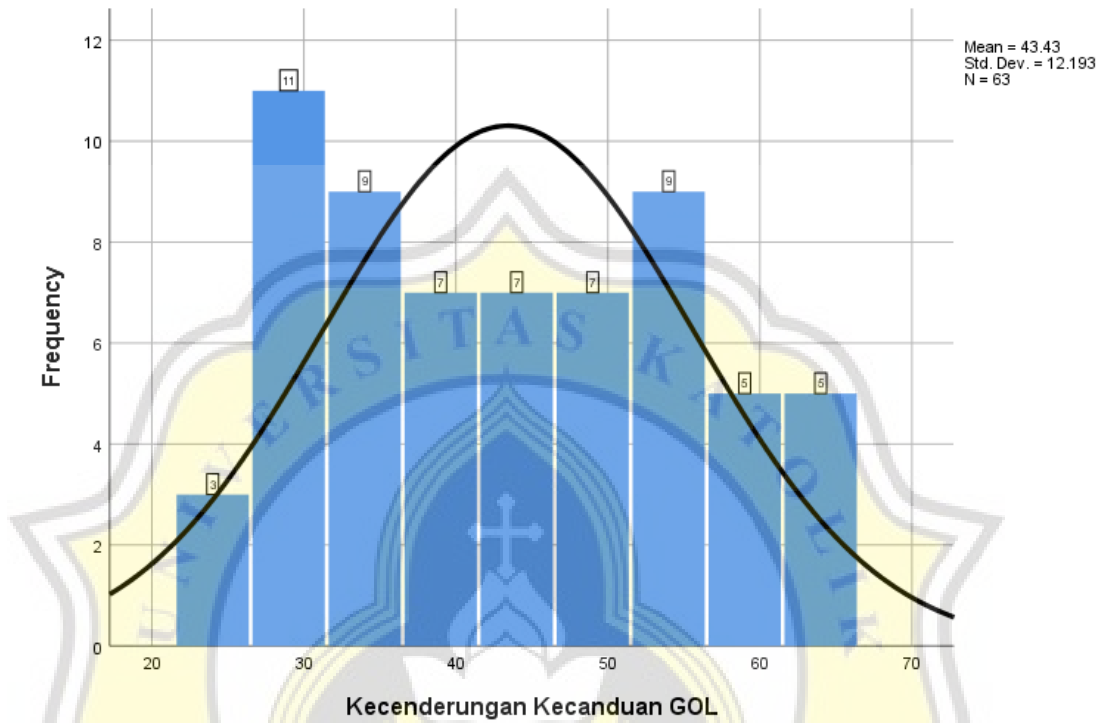
| | N | Mean | Std. Deviation | Minimum | Maximum |
|-----------------------------|----|-------|----------------|---------|---------|
| Kecenderungan Kecanduan GOL | 63 | 43.43 | 12.193 | 24 | 66 |
| Penyesuaian Sosial | 63 | 41.08 | 6.797 | 26 | 54 |

One-Sample Kolmogorov-Smirnov Test

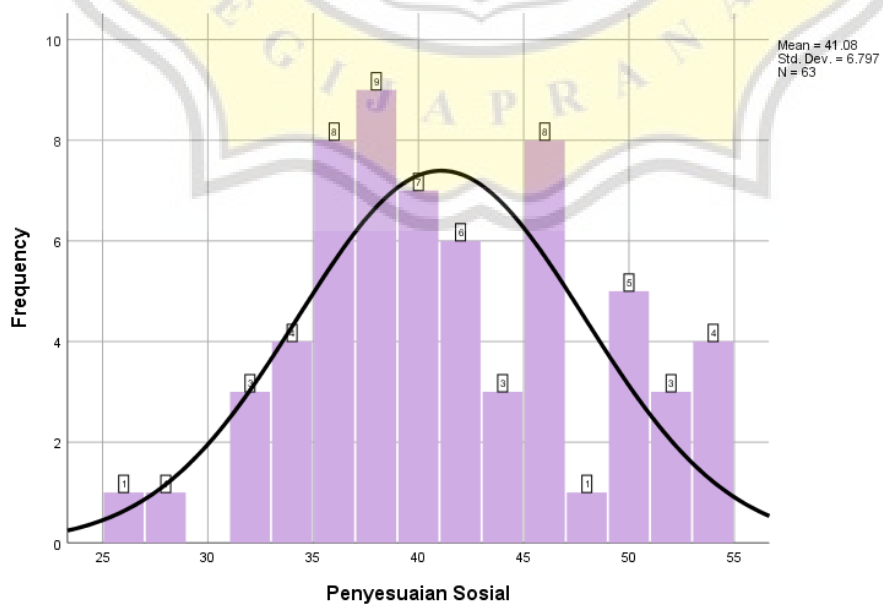
| | Kecenderungan Kecanduan GOL | Penyesuaian Sosial |
|------------------------|--------------------------------|-----------------------|
| N | 63 | 63 |
| Mean | 43.43 | 41.08 |
| Std. Deviation | 12.193 | 6.797 |
| Absolute | .098 | .112 |
| Positive | .098 | .112 |
| Negative | -.077 | -.069 |
| Test Statistic | .098 | .112 |
| Asymp. Sig. (2-tailed) | .200 ^{c,d} | .047 ^c |

- a. Test distribution is Normal.
- b. Calculated from data.
- c. Lilliefors Significance Correction.
- d. This is a lower bound of the true significance.

Graph



Graph





D.2. Uji Linieritas

Model Description

| | | |
|---|---|--------------------------------|
| Model Name | | MOD_1 |
| Dependent Variable | 1 | Penyesuaian Sosial |
| | 1 | Linear |
| | 2 | Quadratic |
| | 3 | Cubic |
| Independent Variable | | Kecenderungan Kecanduan GOL |
| Constant | | Included |
| Variable Whose Values Label Observations in Plots | | Unspecified |
| Tolerance for Entering Terms in Equations | | .0001 |

Case Processing Summary

| | N |
|-----------------------------|----|
| Total Cases | 63 |
| Excluded Cases ^a | 0 |
| Forecasted Cases | 0 |
| Newly Created Cases | 0 |

a. Cases with a missing value in any variable are excluded from the analysis.

Variable Processing Summary

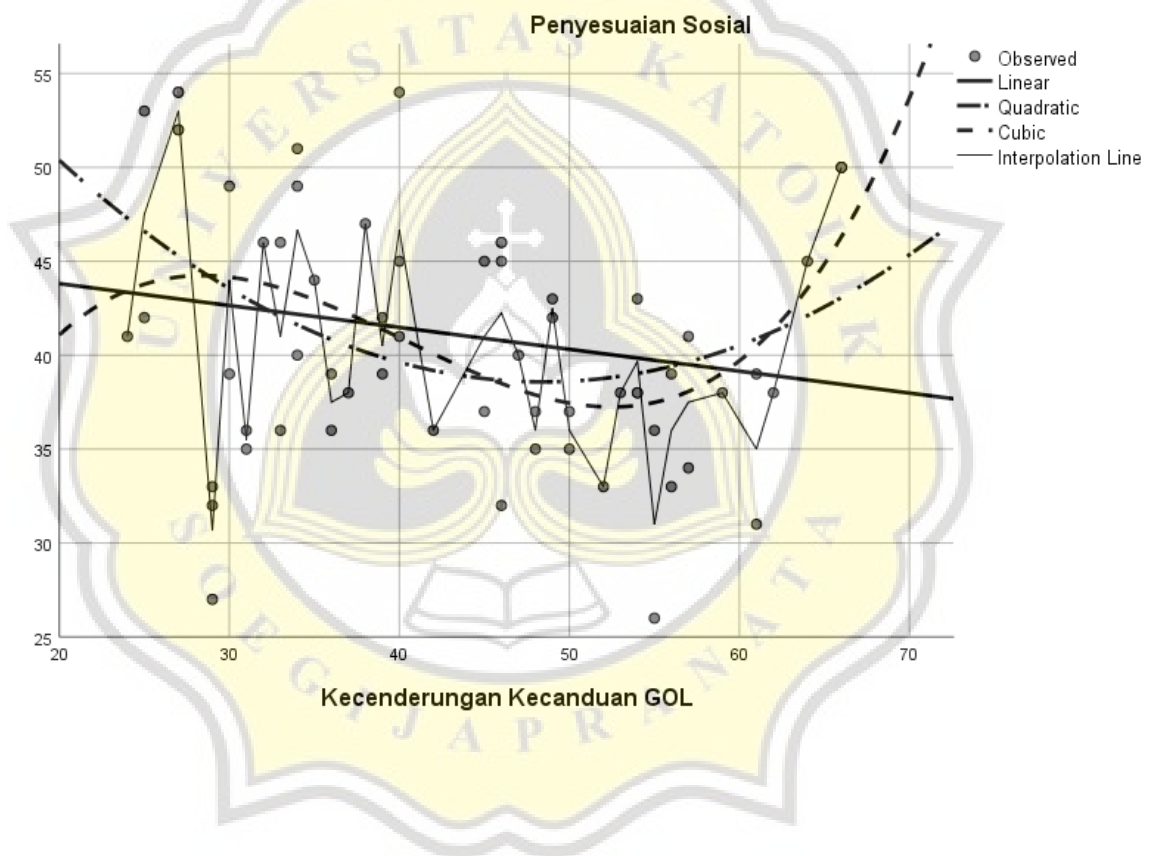
| | Variables | |
|---------------------------|------------------------------------|---|
| | Dependent Penyesuaian Sosial | Independent Kecenderungan Kecanduan GOL |
| Number of Positive Values | 63 | 63 |
| Number of Zeros | 0 | 0 |
| Number of Negative Values | 0 | 0 |
| | User-Missing | 0 |
| | System-Missing | 0 |

Model Summary and Parameter Estimates

Dependent Variable: Penyesuaian Sosial

| | Model Summary | | | | | Parameter Estimates | | | |
|-----------|---------------|-------|-----|-----|------|---------------------|--------|-------|------|
| | R Square | F | df1 | df2 | Sig. | Constant | b1 | b2 | b3 |
| Linear | .044 | 2.787 | 1 | 61 | .100 | 46.140 | -.117 | | |
| Quadratic | .128 | 4.406 | 2 | 60 | .016 | 72.798 | -1.413 | .015 | |
| Cubic | .180 | 4.324 | 3 | 59 | .008 | -7.955 | 4.483 | -.122 | .001 |

The independent variable is Kecenderungan Kecanduan GOL.





LAMPIRAN E
DESKRIPSI RESPONDEN

Statistics

| | Usia | Jenis Kelamin | Nama GO | Lama Bermain GO | Durasi Bermain GO |
|---------|------|---------------|---------|--------------------|----------------------|
| Valid | 63 | 63 | 63 | 63 | 63 |
| Missing | 0 | 0 | 0 | 0 | 0 |

Frequency Table

Usia

| | Frequency | Percent | Valid Percent | Cumulative Percent |
|-------|-----------|---------|---------------|-----------------------|
| 16 | 15 | 23.8 | 23.8 | 23.8 |
| 17 | 40 | 63.5 | 63.5 | 87.3 |
| 18 | 8 | 12.7 | 12.7 | 100.0 |
| Total | 63 | 100.0 | 100.0 | |

Jenis Kelamin

| | Frequency | Percent | Valid Percent | Cumulative Percent |
|-----------|-----------|---------|---------------|-----------------------|
| Perempuan | 34 | 54.0 | 54.0 | 54.0 |
| Laki-laki | 29 | 46.0 | 46.0 | 100.0 |
| Total | 63 | 100.0 | 100.0 | |

Nama GO

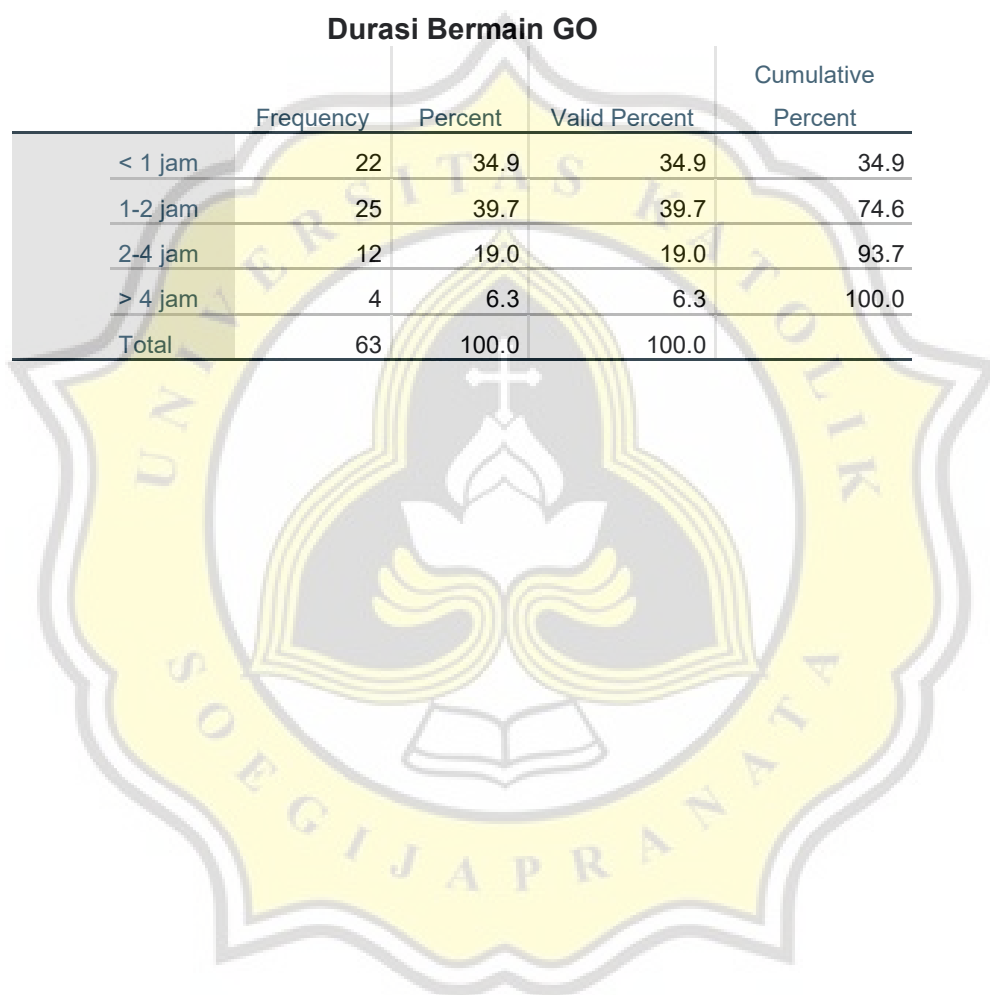
| | Frequency | Percent | Valid Percent | Cumulative Percent |
|-------|-----------|---------|---------------|-----------------------|
| ML | 34 | 54.0 | 54.0 | 54.0 |
| Hago | 3 | 4.8 | 4.8 | 58.7 |
| PUBG | 17 | 27.0 | 27.0 | 85.7 |
| Dota | 6 | 9.5 | 9.5 | 95.2 |
| GI | 3 | 4.8 | 4.8 | 100.0 |
| Total | 63 | 100.0 | 100.0 | |

Lama Bermain GO

| | Frequency | Percent | Valid Percent | Cumulative Percent |
|---------|-----------|---------|---------------|--------------------|
| > 6 bln | 25 | 39.7 | 39.7 | 39.7 |
| < 6 bln | 38 | 60.3 | 60.3 | 100.0 |
| Total | 63 | 100.0 | 100.0 | |

Durasi Bermain GO

| | Frequency | Percent | Valid Percent | Cumulative Percent |
|---------|-----------|---------|---------------|--------------------|
| < 1 jam | 22 | 34.9 | 34.9 | 34.9 |
| 1-2 jam | 25 | 39.7 | 39.7 | 74.6 |
| 2-4 jam | 12 | 19.0 | 19.0 | 93.7 |
| > 4 jam | 4 | 6.3 | 6.3 | 100.0 |
| Total | 63 | 100.0 | 100.0 | |



The image features a large, semi-transparent watermark of the logo of Universitas Katolik Soegijapranata. The logo is a yellow shield with a scalloped border, containing a stylized white and yellow figure resembling a bird or a flame above an open book. The text 'UNIVERSITAS KATOLIK' is written along the top inner edge, and 'SOEGIJAPRANATA' is written along the bottom inner edge.

LAMPIRAN F

UJI HIPOTESIS

F.1. Uji Hipotesis

**F.2. Uji Korelasi Aspek Kecenderungan Kecanduan
Game Online dengan Penyesuaian Sosial**



F.1. Uji Hipotesis

Correlations

| | Kecanduan GOL ok | Penyesuaian Sosial ok |
|-------------------------|---------------------|--------------------------|
| Correlation Coefficient | 1,000 | -,222* |
| Sig. (1-tailed) | . | ,041 |
| N | 63 | 63 |
| Correlation Coefficient | -,222* | 1,000 |
| Sig. (1-tailed) | ,041 | . |
| N | 63 | 63 |

*. Correlation is significant at the 0.05 level (1-tailed).

Nonparametric Correlations

| | Salia nce | Tolera nce | Mood Modifica tion | Withdra wal | Rela pse | Conf lict | Proble ms | Penyesu aian Sosial ok |
|------------------------------------|--------------|---------------|--------------------------|----------------|-------------|--------------|--------------|------------------------------|
| Correla tion Coeffici ent | 1,000 | ,697** | ,402** | ,576** | ,597** | ,515* | ,632** | -,361** |
| Sig. (1- tailed) | . | ,000 | ,001 | ,000 | ,000 | ,000 | ,000 | ,002 |
| N | 63 | 63 | 63 | 63 | 63 | 63 | 63 | 63 |
| Correla tion Coeffici ent | ,697** | 1,000 | ,348** | ,672** | ,694** | ,567* | ,588** | -,195 |
| Sig. (1- tailed) | ,000 | . | ,003 | ,000 | ,000 | ,000 | ,000 | ,063 |
| N | 63 | 63 | 63 | 63 | 63 | 63 | 63 | 63 |
| Correla tion Coeffici ent | ,402** | ,348** | 1,000 | ,414** | ,550** | ,373* | ,256* | ,104 |
| Sig. (1- tailed) | ,001 | ,003 | . | ,000 | ,000 | ,001 | ,021 | ,208 |
| N | 63 | 63 | 63 | 63 | 63 | 63 | 63 | 63 |

| | | | | | | | | | |
|------------|-------------------------|---------|--------|--------|--------|--------|---------|--------|---------|
| Withdrawal | Correlation Coefficient | ,576** | ,672** | ,414** | 1,000 | ,657** | ,722* | ,694** | -,102 |
| | Sig. (1-tailed) | ,000 | ,000 | ,000 | . | ,000 | ,000 | ,000 | ,214 |
| | N | 63 | 63 | 63 | 63 | 63 | 63 | 63 | 63 |
| | Correlation Coefficient | ,597** | ,694** | ,550** | ,657** | 1,000 | ,747* | ,593** | -,174 |
| | Sig. (1-tailed) | ,000 | ,000 | ,000 | ,000 | . | ,000 | ,000 | ,086 |
| | N | 63 | 63 | 63 | 63 | 63 | 63 | 63 | 63 |
| | Correlation Coefficient | ,515** | ,567** | ,373** | ,722** | ,747** | 1,000 | ,644** | -,159 |
| | Sig. (1-tailed) | ,000 | ,000 | ,001 | ,000 | ,000 | . | ,000 | ,106 |
| | N | 63 | 63 | 63 | 63 | 63 | 63 | 63 | 63 |
| | Correlation Coefficient | ,632** | ,588** | ,256* | ,694** | ,593** | ,644* | 1,000 | -,320** |
| | Sig. (1-tailed) | ,000 | ,000 | ,021 | ,000 | ,000 | ,000 | . | ,005 |
| | N | 63 | 63 | 63 | 63 | 63 | 63 | 63 | 63 |
| | Correlation Coefficient | -,361** | -,195 | ,104 | -,102 | -,174 | -,320** | 1,000 | |
| | Sig. (1-tailed) | ,002 | ,063 | ,208 | ,214 | ,086 | ,106 | ,005 | . |
| | N | 63 | 63 | 63 | 63 | 63 | 63 | 63 | 63 |



LAMPIRAN G
SURAT IZIN PENELITIAN





YAYASAN PENDIDIKAN KESATRIAN 07 SEMARANG
SMA KESATRIAN 1 SEMARANG

(TERAKREDITASI - A)

Jl. Pamularsih No. 116 ☎ 024 7606150 - 7601201 Fax : 024 - 7614260 | -750149
www.smakesatrian1semarang.sch.id - email : sma_kesatrian_1_semarang@yahoo.co.id

29 Maret 2022

SURAT KETERANGAN PENELITIAN

No : 250/IO3.33/SMA Kes.1/E.23/2022

Yang bertanda tangan di bawah ini Kepala SMA Kesatrian 1 Semarang menerangkan bahwa:

Nama : FRISCA AYU MELINDA PUTRI

NIM : 15.EI.0113

Program Studi : Psikologi

Universitas : Unika Soegijapranata Semarang

Telah melaksanakan penelitian pada:

Tanggal : 23 April – 23 September 2021

Tempat : SMA Kesatrian 1 Semarang

Demikian surat ini dibuat untuk digunakan sebagaimana mestinya.



Kepala Sekolah

RI TJANDRA MUCHARAM, M. Pd



LAMPIRAN H
HASIL PLAGSCAN

PAPER NAME

15.E1.0113_Frisca Ayu M

WORD COUNT

9232 Words

CHARACTER COUNT

58977 Characters

PAGE COUNT

48 Pages

FILE SIZE

88.8KB

SUBMISSION DATE

May 27, 2022 11:55 AM GMT+7

REPORT DATE

May 27, 2022 11:58 AM GMT+7

● **17% Overall Similarity**

The combined total of all matches, including overlapping sources, for each database.

- 16% Internet database
- Crossref database
- 12% Submitted Works database
- 6% Publications database
- Crossref Posted Content database

● **Excluded from Similarity Report**

- Bibliographic material
- Cited material
- Manually excluded sources
- Quoted material
- Small Matches (Less than 10 words)
- Manually excluded text blocks

**HALAMAN PERNYATAAN PUBLIKASI KARYA ILMIAH UNTUK
KEPENTINGAN AKADEMIS**

Yang bertanda tangan dibawah ini :

Nama : Frisca Ayu Melinda Putri
Program Studi : Psikologi
Fakultas : Psikologi
Jenis Karya : Skripsi

Menyetujui untuk memberikan kepada Universitas Katolik Soegijapranata Semarang Hak Bebas Royalti Noneksklusif atas karya ilmiah yang berjudul **"Hubungan Antara Kecenderungan Kecanduan Game Online Dengan Penyesuaian Sosial Pada Remaja"** beserta perangkat yang ada (jika diperlukan). Dengan Hak Bebas Royalti Noneksklusif ini Universitas Katolik Soegijapranata berhak menyimpan, mengalihkan media/formatkan, mengelola dalam bentuk pangkalan data (database), merawat, dan mempublikasikan tugas akhir ini selama tetap mencantumkan nama saya sebagai penulis/pencipta dan sebagai pemilik Hak Cipta.

Demikian pernyataan ini saya buat dengan sebenarnya.

Semarang, 19 Juli 2022

Yang menyatakan,



Frisca Ayu Melinda Putri

15.E1.0113