

LAMPIRAN





A-1. Penggunaan Bahan Baku Periode 2019

Bulan : JANUARI				Beli	Pakai	Rusak	Sisa
Tgl	Hari	Waktu	Keterangan	Jml, Brg	Jml, Brg	Jml, Brg	Jml, Brg
02/01/2019	Rabu	08:00	START				1.045
02/01/2019	Rabu	08:00	Out-Production		290		755
03/01/2019	Kamis	08:00	Out-Production		228		527
04/01/2019	Jumat	08:00	PO & Out-Production		345		182
05/01/2019	Sabtu	08:00	Out-Production		150		32
06/01/2019	Minggu	09:33	TOKO LAY (TONASA)	6.000			6.032
07/01/2019	Senin	08:00	Out-Production		230		5.802
08/01/2019	Selasa	08:00	Out-Production		215		5.587
09/01/2019	Rabu	08:00	Out-Production		220		5.367
10/01/2019	Kamis	08:00	Out-Production		228		5.139
13/01/2019	Jumat	08:00	Out-Production		220		4.919
14/01/2019	Senin	08:00	Out-Production		236		4.683
15/01/2019	Selasa	08:00	Out-Production		217		4.466
16/01/2019	Rabu	08:00	Out-Production		221		4.245
17/01/2019	Kamis	08:00	Out-Production		215		4.030
18/01/2019	Jumat	08:00	Out-Production		226		3.804
21/01/2019	Senin	08:00	Out-Production		225		3.579
22/01/2019	Selasa	08:00	Out-Production		208		3.371
23/01/2019	Rabu	08:00	Out-Production		210		3.161
24/01/2019	Kamis	08:00	Out-Production		215		2.946
25/01/2019	Jumat	08:00	Out-Production		232		2.714
28/01/2019	Senin	08:00	Out-Production		214		2.500
29/01/2019	Selasa	08:00	Out-Production		211		2.289
30/01/2019	Rabu	08:00	Out-Production		220		2.069
31/01/2019	Kamis	08:00	Out-Production		200		1.869

Bulan : FEBRUARI				Beli	Pakai	Rusak	Sisa
Tgl	Hari	Waktu	Keterangan	Jml, Brg	Jml, Brg	Jml, Brg	Jml, Brg
01/02/2019	Jumat	08:00	START				1.869
01/02/2019	Jumat	08:00	Out-Production		256		1.613
04/02/2019	Senin	08:00	Out-Production		245		1.368
05/02/2019	Selasa	08:00	Out-Production		248		1.120
06/02/2019	Rabu	08:00	Out-Production		250		870
07/02/2019	Kamis	08:00	Out-Production		256		614
08/02/2019	Jumat	08:00	PO Proses & Out-Production		255		359
09/02/2019	Sabtu	08:00	Out-Production		150		209
09/02/2019	Sabtu	13:21	TOKO LAY (TONASA)	7000			7.209
11/02/2019	Senin	08:00	Out-Production		245		6.964

12/02/2019	Selasa	08:00	Out-Production		240	6.724
13/02/2019	Rabu	08:00	Out-Production		238	6.486
14/02/2019	Kamis	08:00	Out-Production		240	6.246
15/02/2019	Jumat	08:00	Out-Production		234	6.012
18/02/2019	Senin	08:00	Out-Production		235	5.777
19/02/2019	Selasa	08:00	Out-Production		238	5.539
20/02/2019	Rabu	08:00	Out-Production		246	5.293
21/02/2019	Kamis	08:00	Out-Production		244	5.049
22/02/2019	Jumat	08:00	Out-Production		240	4.809
25/02/2019	Senin	08:00	Out-Production		244	4.565
26/02/2019	Selasa	08:00	Out-Production		245	4.320
27/02/2019	Rabu	08:00	Out-Production		240	4.080
28/02/2019	Kamis	08:00	Out-Production		245	3.835

Bulan : MARET				Beli	Pakai	Rusak	Sisa
Tgl	Hari	Waktu	Keterangan	Jml, Brg	Jml, Brg	Jml, Brg	Jml, Brg
01/03/2019	Jumat	08:00	START				3.835
01/03/2019	Jumat	08:00	Out-Production		249		3.586
02/03/2019	Sabtu	08:00	Out-Production		100		3.486
04/03/2019	Senin	08:00	Out-Production		241		3.245
05/03/2019	Selasa	08:00	Out-Production		244		3.001
06/03/2019	Rabu	08:00	Out-Production		246		2.755
07/03/2019	Kamis	08:00	Out-Production		245		2.510
08/03/2019	Jumat	08:00	Out-Production		240		2.270
09/03/2019	Sabtu	08:00	Out-Production		143		2.127
11/03/2019	Senin	08:00	Out-Production		250		1.877
12/03/2019	Selasa	08:00	Out-Production		248		1.629
13/03/2019	Rabu	08:00	Out-Production		241		1.388
14/03/2019	Kamis	08:00	Out-Production		245		1.143
15/03/2019	Jumat	08:00	PO & Out-Production		213		930
16/03/2019	Sabtu	10:46	TOKO LAY (TONASA)	5000			5.930
18/03/2019	Senin	08:00	Out-Production		238		5.692
19/03/2019	Selasa	08:00	Out-Production		220		5.472
20/03/2019	Rabu	08:00	Out-Production		225		5.247
21/03/2019	Kamis	08:00	Out-Production		222		5.025
22/03/2019	Jumat	08:00	Out-Production		0		5.025
25/03/2019	Senin	08:00	Out-Production		227		4.798
26/03/2019	Selasa	08:00	Out-Production		223		4.575

27/03/2019	Rabu	08:00	Out-Production		234		4.341
28/03/2019	Kamis	08:00	Out-Production		220		4.121
29/03/2019	Jumat	08:00	Out-Production		181		3.940

Bulan : APRIL				Beli	Pakai	Rusak	Sisa
Tgl	Hari	Waktu	Keterangan	Jml, Brg	Jml, Brg	Jml, Brg	Jml, Brg
01/04/2019	Senin	08:00	START				3.940
01/04/2019	Senin	08:00	Out-Production		235	28	3.677
02/04/2019	Selasa	08:00	Out-Production		235		3.442
03/04/2019	Rabu	08:00	Out-Production		230		3.212
04/04/2019	Kamis	08:00	Out-Production		238		2.974
05/04/2019	Jumat	08:00	Out-Production		240		2.734
08/04/2019	Senin	08:00	Out-Production		325		2.409
09/04/2019	Selasa	08:00	Out-Production		253		2.156
10/04/2019	Rabu	08:00	Out-Production		235		1.921
11/04/2019	Kamis	08:00	Out-Production		220		1.701
12/04/2019	Jumat	08:00	Out-Production		234		1.467
15/04/2019	Senin	08:00	Out-Production		235	22	1.210
16/04/2019	Selasa	08:00	Out-Production		248		962
17/04/2019	Rabu	08:00	Out-Production		265		697
18/04/2019	Kamis	08:00	Out-Production		250		447
19/04/2019	Jumat	08:00	Out-Production		242		205
21/04/2019	Minggu	08:00	PO		0		205
22/04/2019	Senin	08:00	Out-Production		200		5
23/04/2019	Selasa	-	Stop		0		5
23/04/2019	Selasa	13:44	TOKO LAY (TONASA)	5500			5.505
24/04/2019	Rabu	08:00	Out-Production		230		5.275
25/04/2019	Kamis	08:00	Out-Production		238		5.037
26/04/2019	Jumat	08:00	Out-Production		210		4.827
29/04/2019	Senin	08:00	Out-Production		203	5	4.619
30/04/2019	Selasa	08:00	Out-Production		214		4.405

Note

- 1 Broken 55 sack with explain
 - * 47 sack cements hard or become stone
 - * 8 sack cement damaged and leaky

Bulan : MEI				Beli	Pakai	Rusak	Sisa
Tgl	Hari	Waktu	Keterangan	Jml, Brg	Jml, Brg	Jml, Brg	Jml, Brg
01/05/2019	Rabu	08:00	START				4.405
01/05/2019	Rabu	08:00	Out-Production		233		4.172
02/05/2019	Kamis	08:00	Out-Production		220		3.952
03/05/2019	Jumat	08:00	Out-Production		200		3.752
06/05/2019	Senin	08:00	Out-Production		230		3.522
07/05/2019	Selasa	08:00	Out-Production		218	7	3.297
08/05/2019	Rabu	08:00	Out-Production		238		3.059
09/05/2019	Kamis	08:00	Out-Production		236		2.823
10/05/2019	Jumat	08:00	Out-Production		240		2.583
13/05/2019	Senin	08:00	Out-Production		228		2.355
14/05/2019	Selasa	08:00	Out-Production		230		2.125
15/05/2019	Rabu	08:00	Out-Production		247		1.878
16/05/2019	Kamis	08:00	Out-Production		240		1.638
17/05/2019	Jumat	08:00	Out-Production		268		1.370
19/05/2019	Minggu		PO				1.370
19/05/2019	Minggu	10:04	CENTRAL.H (CONCH)	4200			5.570
20/05/2019	Senin	08:00	Out-Production		215		5.355
21/05/2019	Selasa	08:00	Out-Production		188		5.167
22/05/2019	Rabu	08:00	Out-Production		180	6	4.981
23/05/2019	Kamis	08:00	Out-Production		185		4.796
24/05/2019	Jumat	08:00	Out-Production		0		4.796
27/05/2019	Senin	08:00	Out-Production		180		4.616
28/05/2019	Selasa	08:00	Out-Production		179		4.437
29/05/2019	Rabu	08:00	Out-Production		182		4.255
30/05/2019	Kamis	08:00	Out-Production		160		4.095
31/05/2019	Jumat	08:00	Out-Production		172		3.923

Note

- 1 Broken 13 sack with explain
 - * 11 sack cements hard or become stone
 - * 2 sack cement damaged and leaky

Bulan : JUNI				Beli	Pakai	Rusak	Sisa
Tgl	Hari	Waktu	Keterangan	Jml, Brg	Jml, Brg	Jml, Brg	Jml, Brg
03/06/2019	Senin	08:00	START				3.923
03/06/2019	Senin	08:00	Out-Production		280		3.643
04/06/2019	Selasa	08:00	Out-Production		290		3.353
05/06/2019	Rabu	08:00	Out-Production		0		3.353
06/06/2019	Kamis	08:00	Out-Production		278		3.075
07/06/2019	Jumat	08:00	Out-Production		260		2.815
08/06/2019	Sabtu	08:00	Out-Production		200		2.615
10/06/2019	Senin	08:00	Out-Production		300		2.315
11/06/2019	Selasa	08:00	Out-Production		290		2.025
12/06/2019	Rabu	08:00	Out-Production		284		1.741
13/06/2019	Kamis	08:00	Out-Production		280		1.461
14/06/2019	Jumat	08:00	PO Proses & Out-Production		382		1.079
15/06/2019	Sabtu	08:00	Out-Production		180		899
17/06/2019	Senin	08:00	Out-Production		280		619
18/06/2019	Selasa	08:00	Out-Production		288		331
18/06/2019	Selasa	15:20	CENTRAL.H (CONCH)	3000			3.331
19/06/2019	Rabu	08:00	Out-Production		280		3.051
20/06/2019	Kamis	08:00	Out-Production		288		2.763
21/06/2019	Jumat	08:00	Out-Production		256		2.507
22/06/2019	Sabtu	08:00	Out-Production		125		2.382
24/06/2019	Senin	08:00	Out-Production		258		2.124
25/06/2019	Selasa	08:00	Out-Production		260		1.864
26/06/2019	Rabu	08:00	Out-Production		263		1.601
27/06/2019	Kamis	08:00	Out-Production		274		1.327
28/06/2019	Jumat	08:00	Out-Production		280		1.047

Bulan : JULI				Beli	Pakai	Rusak	Sisa
Tgl	Hari	Waktu	Keterangan	Jml, Brg	Jml, Brg	Jml, Brg	Jml, Brg
01/07/2019	Senin	08:00	START				1.047
01/07/2019	Senin	08:00	Out-Production		278		769
02/07/2019	Selasa	08:00	Out-Production		275		494
03/07/2019	Rabu	08:00	PO Proses & Out-Production		268		226
04/07/2019	Kamis	08:00	Out-Production		220		6

04/07/2019	Kamis	14:23	CENTRAL.H (CONCH)	5000			5.006
05/07/2019	Jumat	08:00	Out-Production		260		4.746
06/07/2019	Sabtu	08:00	Out-Production		150		4.596
08/07/2019	Senin	08:00	Out-Production		240		4.356
09/07/2019	Selasa	08:00	Out-Production		244		4.112
10/07/2019	Rabu	08:00	Out-Production		240		3.872
11/07/2019	Kamis	08:00	Out-Production		230		3.642
12/07/2019	Jumat	08:00	Out-Production		219		3.423
15/07/2019	Senin	08:00	Out-Production		239		3.184
16/07/2019	Selasa	08:00	Out-Production		234		2.950
17/07/2019	Rabu	08:00	Out-Production		213		2.737
18/07/2019	Kamis	08:00	Out-Production		220		2.517
19/07/2019	Jumat	08:00	Out-Production		217		2.300
22/07/2019	Senin	08:00	Out-Production		226		2.074
23/07/2019	Selasa	08:00	Out-Production		220		1.854
24/07/2019	Rabu	08:00	Out-Production		210		1.644
25/07/2019	Kamis	08:00	Out-Production		222		1.422
26/07/2019	Jumat	08:00	Out-Production		219		1.203
29/07/2019	Senin	08:00	Out-Production		211		992
30/07/2019	Selasa	08:00	Out-Production		217		775
31/07/2019	Rabu	08:00	Out-Production		200		575

Bulan : AGUSTUS				Beli	Pakai	Rusak	Sisa
Tgl	Hari	Waktu	Keterangan	Jml, Brg	Jml, Brg	Jml, Brg	Jml, Brg
01/08/2019	Kamis	08:00	START				575
01/08/2019	Kamis	08:00	PO Proses & Out-Production		296		279
02/08/2019	Jumat	08:00	Out-Production		272	5	2
03/08/2019	Sabtu	09:45	TOKO LAY (TONASA)	2250			2.252
05/08/2019	Senin	08:00	Out-Production		250		2.002
06/08/2019	Selasa	08:00	Out-Production		257		1.745
07/08/2019	Rabu	08:00	Out-Production		255		1.490
08/08/2019	Kamis	08:00	Out-Production		242		1.248
08/08/2019	Kamis	12:04	TOKO LAY (TONASA)	5000			6.248
09/08/2019	Jumat	08:00	Out-Production		340		5.908
12/08/2019	Senin	08:00	Out-Production		260		5.648
13/08/2019	Selasa	08:00	Out-Production		250		5.398

14/08/2019	Rabu	08:00	Out-Production		260	5.138
15/08/2019	Kamis	08:00	Out-Production		250	4.888
16/08/2019	Jumat	08:00	Out-Production		260	4.628
17/08/2019	Sabtu	08:00	Out-Production		140	4.488
19/08/2019	Senin	08:00	Out-Production		260	4.228
20/08/2019	Selasa	08:00	Out-Production		256	3.972
21/08/2019	Rabu	08:00	Out-Production		260	3.712
22/08/2019	Kamis	08:00	Out-Production		261	3.451
23/08/2019	Jumat	08:00	Out-Production		259	3.192
26/08/2019	Senin	08:00	Out-Production		263	2.929
27/08/2019	Selasa	08:00	Out-Production		261	2.668
28/08/2019	Selasa	08:00	Out-Production		256	2.412
29/08/2019	Rabu	08:00	Out-Production		259	2.153
30/08/2019	Kamis	08:00	Out-Production		258	1.895

Note

- 1 Broken 5 sack with explain
* 5 sack cement damaged and leaky

Bulan : SEPTEMBER				Beli	Pakai	Rusak	Sisa
Tgl	Hari	Waktu	Keterangan	Jml, Brg	Jml, Brg	Jml, Brg	Jml, Brg
02/09/2019	Senin	08:00	START				1.895
02/09/2019	Senin	08:00	Out-Production		233		1.662
03/09/2019	Selasa	08:00	Out-Production		238		1.424
04/09/2019	Rabu	08:00	Out-Production		240		1.184
05/09/2019	Kamis	08:00	Out-Production		230		954
06/09/2019	Jumat	08:00	Out-Production		234		720
07/09/2019	Sabtu	08:00	Out-Production		100		620
08/09/2019	Minggu		PO		0		620
09/09/2019	Senin	11:36	TOKO LAY (TONASA)	6500	247		6.873
10/09/2019	Selasa	08:00	Out-Production		242		6.631
11/09/2019	Rabu	08:00	Out-Production		238		6.393
12/09/2019	Kamis	08:00	Out-Production		236		6.157
13/09/2019	Jumat	08:00	Out-Production		245		5.912
16/09/2019	Senin	08:00	Out-Production		237		5.675
17/09/2019	Selasa	08:00	Out-Production		243		5.432
18/09/2019	Rabu	08:00	Out-Production		233		5.199
19/09/2019	Kamis	08:00	Out-Production		238		4.961

20/09/2019	Jumat	08:00	Out-Production		241		4.720
23/09/2019	Senin	08:00	Out-Production		238		4.482
24/09/2019	Selasa	08:00	Out-Production		229		4.253
25/09/2019	Rabu	08:00	Out-Production		236		4.017
26/09/2019	Kamis	08:00	Out-Production		238		3.779
27/09/2019	Jumat	08:00	Out-Production		241		3.538
30/09/2019	Senin	08:00	Out-Production		245		3.293

Bulan : OKTOBER				Beli	Pakai	Rusak	Sisa
Tgl	Hari	Waktu	Keterangan	Jml, Brg	Jml, Brg	Jml, Brg	Jml, Brg
01/10/2019	Selasa	08:00	START				3.293
01/10/2019	Selasa	08:00	Out-Production		280		3.013
02/10/2019	Rabu	08:00	Out-Production		276		2.737
03/10/2019	Kamis	08:00	Out-Production		275	22	2.440
04/10/2019	Jumat	08:00	Out-Production		270		2.170
07/10/2019	Senin	08:00	Out-Production		275		1.895
08/10/2019	Selasa	08:00	Out-Production		278	20	1.597
09/10/2019	Rabu	08:00	Out-Production		281		1.316
10/10/2019	Kamis	08:00	Out-Production		310		1.006
11/10/2019	Jumat	08:00	Out-Production		305		701
14/10/2019	Senin	08:00	Out-Production		298	23	380
15/10/2019	Selasa	08:00	PO Proses & Out-Production		302		78
16/10/2019	Rabu	-	Stop		0		78
16/10/2019	Rabu	13:14	TOKO LAY (TONASA) & Out-Production	5000	200		4.878
17/10/2019	Kamis	08:00	Out-Production		312		4.566
18/10/2019	Jumat	08:00	Out-Production		221		4.345
19/10/2019	Sabtu	08:00	Out-Production		200	15	4.130
21/10/2019	Senin	08:00	Out-Production		244		3.886
22/10/2019	Selasa	08:00	Out-Production		267		3.619
23/10/2019	Rabu	08:00	Out-Production		260		3.359
24/10/2019	Kamis	08:00	Out-Production		270		3.089
25/10/2019	Jumat	08:00	Out-Production		267		2.822
28/10/2019	Senin	08:00	Out-Production		268	4	2.550
29/10/2019	Selasa	08:00	Out-Production		257		2.293
30/10/2019	Rabu	08:00	Out-Production		255		2.038
31/10/2019	Kamis	08:00	Out-Production		259		1.779

Note

- 1 Broken 84 sack with explain
* 84 sack cements become stone because the ware house leaking and then rain water entered

Bulan : NOVEMBER				Beli	Pakai	Rusak	Sisa
Tgl	Hari	Waktu	Keterangan	Jml, Brg	Jml, Brg	Jml, Brg	Jml, Brg
01/11/2019	Jumat	08:00	START				1.779
01/11/2019	Jumat	08:00	Out-Production		255		1.524
02/11/2019	Sabtu	08:00	Out-Production		150		1.374
04/11/2019	Senin	08:00	Out-Production		232		1.142
05/11/2019	Selasa	08:00	Out-Production		229		913
06/11/2019	Rabu	08:00	PO Proses & Out-Production		220		693
07/11/2019	Kamis	08:00	Out-Production		248		445
07/11/2019	Kamis	16:15	TOKO LAY (TONASA)	6000			6.445
08/11/2019	Jumat	08:00	Out-Production		248		6.197
11/11/2019	Senin	08:00	Out-Production		245		5.952
12/11/2019	Selasa	08:00	Out-Production		246		5.706
13/11/2019	Rabu	08:00	Out-Production		246		5.460
14/11/2019	Kamis	08:00	Out-Production		255		5.205
15/11/2019	Jumat	08:00	Out-Production		245		4.960
16/11/2019	Sabtu	08:00	Out-Production		120		4.840
18/11/2019	Senin	08:00	Out-Production		240		4.600
19/11/2019	Selasa	08:00	Out-Production		244		4.356
20/11/2019	Rabu	08:00	Out-Production		247		4.109
21/11/2019	Kamis	08:00	Out-Production		250		3.859
22/11/2019	Jumat	08:00	Out-Production		254		3.605
25/11/2019	Senin	08:00	Out-Production		249		3.356
26/11/2019	Selasa	08:00	Out-Production		247		3.109
27/11/2019	Rabu	08:00	Out-Production		255		2.854
28/11/2019	Kamis	08:00	Out-Production		257		2.597
29/11/2019	Jumat	08:00	Out-Production		250		2.347

Bulan : DESEMBER				Beli	Pakai	Rusak	Sisa
Tgl	Hari	Waktu	Keterangan	Jml, Brg	Jml, Brg	Jml, Brg	Jml, Brg
02/12/2019	Senin	08:00	START				2.347

02/12/2019	Senin	08:00	Out-Production		248	2.099
03/12/2019	Selasa	08:00	Out-Production		249	1.850
04/12/2019	Rabu	08:00	Out-Production		246	1.604
05/12/2019	Kamis	08:00	Out-Production		248	1.356
06/12/2019	Jumat	08:00	Out-Production		250	1.106
07/12/2019	Sabtu	08:00	PO Proses & Out-Production		245	861
09/12/2019	Senin	08:00	Out-Production		305	556
10/12/2019	Selasa	08:00	Out-Production		314	242
10/12/2019	Selasa	16:30	TOKO LAY (TONASA)	5000		5.242
11/12/2019	Rabu	08:00	Out-Production		322	4.920
12/12/2019	Kamis	08:00	Out-Production		300	4.620
13/12/2019	Jumat	08:00	Out-Production		297	4.323
16/12/2019	Senin	08:00	Out-Production		300	4.023
17/12/2019	Selasa	08:00	Out-Production		290	3.733
18/12/2019	Rabu	08:00	Out-Production		286	3.447
19/12/2019	Kamis	08:00	Out-Production		285	3.162
20/12/2019	Jumat	08:00	Out-Production		288	2.874
23/12/2019	Senin	08:00	Out-Production		315	2.559
27/12/2019	Jumat	08:00	Out-Production		325	2.234
28/12/2019	Sabtu	08:00	Out-Production		312	1.922
30/12/2019	Senin	08:00	Out-Production		278	1.644
31/12/2019	Selasa	08:00	Out-Production		240	1.404

A- 2. Kebutuhan Bahan Baku Periode 2019

Keterangan	Ketersediaan	Kebutuhan	Rusak	saldo
	1045	290		755
	755	228		527
	527	345		182
	182	150		32
BB Masuk	6032	230		5802
	5802	215		5587
	5587	220		5367
	5367	228		5139
	5139	220		4919
	4919	236		4683
	4683	217		4466
	4466	221		4245
	4245	215		4030
	4030	226		3804
	3804	225		3579
	3579	208		3371
	3371	210		3161
	3161	215		2946
	2946	232		2714
	2714	214		2500
	2500	211		2289
	2289	220		2069
	2069	200		1869
	1869	256		1613
	1613	245		1368
	1368	248		1120
	1120	250		870
	870	256		614
	614	255		359
	359	150		209
BB Masuk	7209	245		6964
	6964	240		6724
	6724	238		6486
	6486	240		6246
	6246	234		6012
	6012	235		5777
	5777	238		5539

	5539	246		5293
	5293	244		5049
	5049	240		4809
	4809	244		4565
	4565	245		4320
	4320	240		4080
	4080	245		3835
	3835	249		3586
	3586	100		3486
	3486	241		3245
	3245	244		3001
	3001	246		2755
	2755	245		2510
	2510	240		2270
	2270	143		2127
	2127	250		1877
	1877	248		1629
	1629	241		1388
	1388	245		1143
	1143	213		930
BB Masuk	5930	238		5692
	5692	220		5472
	5472	225		5247
	5247	222		5025
	5025	0		5025
	5025	227		4798
	4798	223		4575
	4575	234		4341
	4341	220		4121
	4121	181		3940
	3940	235	28	3677
	3677	235		3442
	3442	230		3212
	3212	238		2974
	2974	240		2734
	2734	325		2409
	2409	253		2156
	2156	235	22	1899
	1899	220		1679
	1679	234		1445

	1445	235		1210
	1210	248		962
	962	265		697
	697	250		447
	447	242		205
	205	200		5
	5	230		-225
BB Masuk	5500	230		5270
	5270	238		5032
	5032	210		4822
	4822	203	5	4614
	4614	214		4400
	4400	233		4167
	4167	220		3947
	3947	200		3747
	3747	230		3517
	3517	218	7	3292
	3292	238		3054
	3054	236		2818
	2818	240		2578
	2578	228		2350
	2350	230		2120
	2120	247		1873
	1873	240		1633
	1633	268		1365
BB Masuk	5565	215		5350
	5350	188		5162
	5162	180	6	4976
	4976	185		4791
	4791	180		4611
	4611	179		4432
	4432	182		4250
	4250	160		4090
	4090	172		3918
	3918	280		3638
	3638	290		3348
	3348	278		3070
	3070	260		2810
	2810	200		2610
	2610	300		2310

	2310	290		2020
	2020	284		1736
	1736	280		1456
	1456	382		1074
	1074	180		894
	894	280		614
	614	288		326
BB Masuk	3326	280		3046
	3046	288		2758
	2758	256		2502
	2502	125		2377
	2377	258		2119
	2119	260		1859
	1859	263		1596
	1596	274		1322
	1322	280		1042
	1042	273		769
	769	275		494
	494	268		226
	226	220		6
BB Masuk	5006	260		4746
	4746	150		4596
	4596	240		4356
	4356	244		4112
	4112	240		3872
	3872	230		3642
	3642	219		3423
	3423	239		3184
	3184	234		2950
	2950	213		2737
	2737	220		2517
	2517	217		2300
	2300	226		2074
	2074	220		1854
	1854	210		1644
	1644	222		1422
	1422	219		1203
	1203	211		992
	992	217		775
	775	200		575

	575	296		279
	279	272	5	2
BB Masuk	2252	250		2002
	2002	257		1745
	1745	255		1490
	1490	242		1248
BB Masuk	6248	340		5908
	5908	260		5648
	5648	250		5398
	5398	260		5138
	5138	250		4888
	4888	260		4628
	4628	140		4488
	4488	260		4228
	4228	256		3972
	3972	260		3712
	3712	261		3451
	3451	259		3192
	3192	263		2929
	2929	261		2668
	2668	256		2412
	2412	259		2153
	2153	258		1895
	1895	233		1662
	1662	238		1424
	1424	240		1184
	1184	230		954
	954	234		720
	720	100		620
BB Masuk	7120	247		6873
	6873	242		6631
	6631	238		6393
	6393	236		6157
	6157	245		5912
	5912	237		5675
	5675	243		5432
	5432	233		5199
	5199	238		4961
	4961	241		4720
	4720	238		4482

	4482	229		4253
	4253	236		4017
	4017	238		3779
	3779	241		3538
	3538	245		3293
	3293	280		3013
	3013	276		2737
	2737	275	22	2440
	2440	270		2170
	2170	275		1895
	1895	278	20	1597
	1597	281		1316
	1316	310		1006
	1006	305		701
	701	298	23	380
	380	302		78
	78	280		-202
BB Masuk	4798	200		4598
	4598	312		4286
	4286	221		4065
	4065	200		3865
	3865	244		3621
	3621	267		3354
	3354	260		3094
	3094	270		2824
	2824	267		2557
	2557	268		2289
	2289	257		2032
	2032	255		1777
	1777	259		1518
	1518	255		1263
	1263	150		1113
	1113	232		881
	881	229		652
	652	220		432
	432	248		184
BB Masuk	6184	248		5936
	5936	245		5691
	5691	246		5445
	5445	246		5199

	5199	255		4944
	4944	245		4699
	4699	120		4579
	4579	240		4339
	4339	244		4095
	4095	247		3848
	3848	250		3598
	3598	254		3344
	3344	249		3095
	3095	247		2848
	2848	255		2593
	2593	257		2336
	2336	250		2086
	2086	248		1838
	1838	249		1589
	1589	246		1343
	1343	248		1095
	1095	250		845
	845	245		600
	600	305		295
	295	314		-19
BB Masuk	4981	322		4659
	4659	300		4359
	4359	297		4062
	4062	300		3762
	3762	290		3472
	3472	286		3186
	3186	285		2901
	2901	288		2613
	2613	315		2298
	2298	325		1973
	1973	312		1661
	1661	278		1383
	1383	240		1143

LAMPIRAN B
PROSES PERHITUNGGAN *REORDER POINT*

B-1. Standar Deviasi

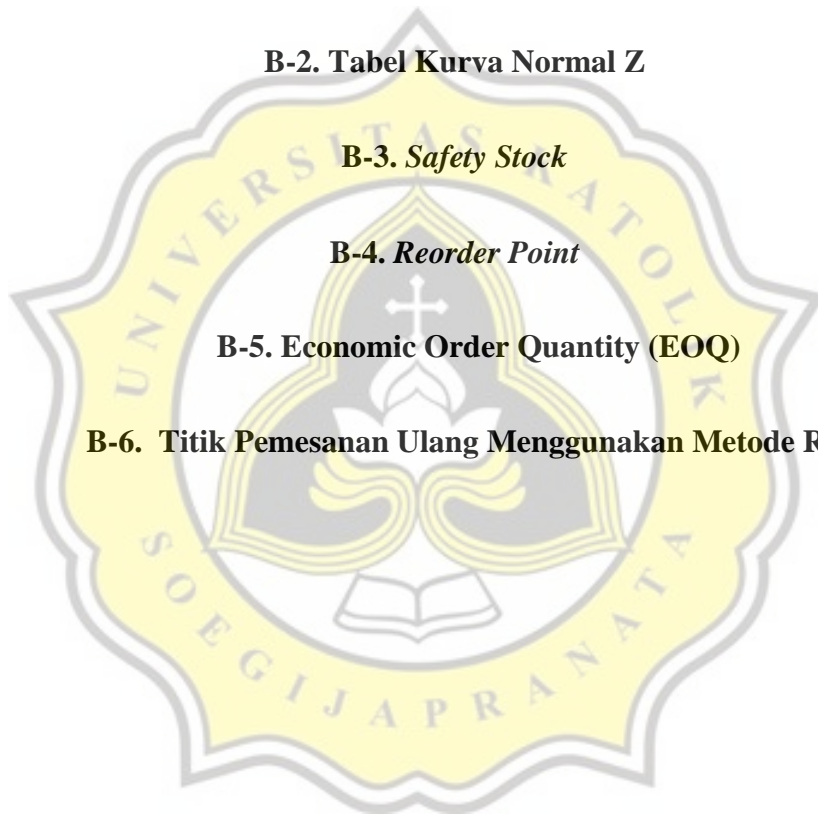
B-2. Tabel Kurva Normal Z

B-3. *Safety Stock*

B-4. *Reorder Point*

B-5. Economic Order Quantity (EOQ)

B-6. Titik Pemesanan Ulang Menggunakan Metode ROP



B-1. Standar Deviasi

	Januari			
	Penggunaan	Perkiraan	Devisiasi	Kuadrat
	X	Y	(X - Y)	(X - Y) ²
02/01/2019	290	200	90	8100
03/01/2019	228	200	28	784
04/01/2019	345	200	145	21025
05/01/2019	150	200	-50	2500
07/01/2019	230	200	30	900
08/01/2019	215	200	15	225
09/01/2019	220	200	20	400
10/01/2019	228	200	28	784
13/01/2019	220	200	20	400
14/01/2019	236	200	36	1296
15/01/2019	217	200	17	289
16/01/2019	221	200	21	441
17/01/2019	215	200	15	225
18/01/2019	226	200	26	676
21/01/2019	225	200	25	625
22/01/2019	208	200	8	64
23/01/2019	210	200	10	100
24/01/2019	215	200	15	225
25/01/2019	232	200	32	1024
28/01/2019	214	200	14	196
29/01/2019	211	200	11	121
30/01/2019	220	200	20	400
31/01/2019	200	200	0	0
Jumlah	5176	4600	576	40800

(Sumber: Data sekunder yang diolah, 2019)

$$SD = \sqrt{\frac{\sum(576)^2}{23}}$$

$$SD = \sqrt{\frac{40.800}{23}}$$

$$SD = 42,12$$

	Februari			
	Penggunaan	Perkiraan	Devisiasi	Kuadrat
	X	Y	(X - Y)	(X - Y) ²
01/02/2019	256	200	56	3136
04/02/2019	245	200	45	2025
05/02/2019	248	200	48	2304
06/02/2019	250	200	50	2500
07/02/2019	256	200	56	3136
08/02/2019	255	200	55	3025
09/02/2019	150	200	-50	2500
11/02/2019	245	200	45	2025
12/02/2019	240	200	40	1600
13/02/2019	238	200	38	1444
14/02/2019	240	200	40	1600
15/02/2019	234	200	34	1156
18/02/2019	235	200	35	1225
19/02/2019	238	200	38	1444
20/02/2019	246	200	46	2116
21/02/2019	244	200	44	1936
22/02/2019	240	200	40	1600
25/02/2019	244	200	44	1936
26/02/2019	245	200	45	2025
27/02/2019	240	200	40	1600
28/02/2019	245	200	45	2025
Jumlah	5034	4200	834	42358

(Sumber: Data sekunder yang diolah, 2019)

$$SD = \sqrt{\frac{\sum(834)^2}{21}}$$

$$SD = \sqrt{\frac{42.358}{21}}$$

$$SD = 44,91$$

	Maret			
	Penggunaan	Perkiraan	Devisiasi	Kuadrat
	X	Y	(X - Y)	(X - Y) ²
01/03/2019	249	200	49	2401
02/03/2019	100	200	-100	10000
04/03/2019	241	200	41	1681
05/03/2019	244	200	44	1936
06/03/2019	246	200	46	2116
07/03/2019	245	200	45	2025
08/03/2019	240	200	40	1600
09/03/2019	143	200	-57	3249
11/03/2019	250	200	50	2500
12/03/2019	248	200	48	2304
13/03/2019	241	200	41	1681
14/03/2019	245	200	45	2025
15/03/2019	213	200	13	169
18/03/2019	238	200	38	1444
19/03/2019	220	200	20	400
20/03/2019	225	200	25	625
21/03/2019	222	200	22	484
25/03/2019	227	200	27	729
26/03/2019	223	200	23	529
27/03/2019	234	200	34	1156
28/03/2019	220	200	20	400
29/03/2019	181	200	-19	361
Jumlah	4895	4400	495	39815

(Sumber: Data sekunder yang diolah, 2019)

$$SD = \sqrt{\frac{\sum(495)^2}{22}}$$

$$SD = \sqrt{\frac{39.815}{22}}$$

$$SD = 42,54$$

April				
	Penggunaan	Perkiraan	Devisiasi	Kuadrat
	X	Y	(X - Y)	(X - Y) ²
01/04/2019	235	200	35	1225
02/04/2019	235	200	35	1225
03/04/2019	230	200	30	900
04/04/2019	238	200	38	1444
05/04/2019	240	200	40	1600
08/04/2019	325	200	125	15625
09/04/2019	253	200	53	2809
10/04/2019	235	200	35	1225
11/04/2019	220	200	20	400
12/04/2019	234	200	34	1156
15/04/2019	235	200	35	1225
16/04/2019	248	200	48	2304
17/04/2019	265	200	65	4225
18/04/2019	250	200	50	2500
19/04/2019	242	200	42	1764
22/04/2019	200	200	0	0
24/04/2019	230	200	30	900
25/04/2019	238	200	38	1444
26/04/2019	210	200	10	100
29/04/2019	203	200	3	9
30/04/2019	214	200	14	196
Jumlah	4745	4000	745	41051

(Sumber: Data sekunder yang diolah, 2019)

$$SD = \sqrt{\frac{\sum(745)^2}{21}}$$

$$SD = \sqrt{\frac{41.051}{21}}$$

$$SD = 44,21$$

	Mei			
	Penggunaan	Perkiraan	Devisiasi	Kuadrat
	X	Y	(X - Y)	(X - Y) ²
01/05/2019	233	200	33	1089
02/05/2019	220	200	20	400
03/05/2019	200	200	0	0
06/05/2019	230	200	30	900
07/05/2019	218	200	18	324
08/05/2019	238	200	38	1444
09/05/2019	236	200	36	1296
10/05/2019	240	200	40	1600
13/05/2019	228	200	28	784
14/05/2019	230	200	30	900
15/05/2019	247	200	47	2209
16/05/2019	240	200	40	1600
17/05/2019	268	200	68	4624
19/05/2019	215	200	15	225
20/05/2019	188	200	-12	144
21/05/2019	180	200	-20	400
22/05/2019	185	200	-15	225
24/05/2019	180	200	-20	400
27/05/2019	179	200	-21	441
28/05/2019	182	200	-18	324
29/05/2019	160	200	-40	1600
30/05/2019	172	200	-28	784
31/05/2019	200	200	0	0
Jumlah	4869	4600	269	21713

(Sumber: Data sekunder yang diolah, 2019)

$$SD = \sqrt{\frac{\sum(269)^2}{23}}$$

$$SD = \sqrt{\frac{21.713}{23}}$$

$$SD = 30,72$$

	Juni			
	Penggunaan	Perkiraan	Devisiasi	Kuadrat
	X	Y	(X - Y)	(X - Y) ²
03/06/2019	280	200	80	6400
04/06/2019	290	200	90	8100
06/06/2019	278	200	78	6084
07/06/2019	260	200	60	3600
08/06/2019	200	200	0	0
10/06/2019	300	200	100	10000
11/06/2019	290	200	90	8100
12/06/2019	284	200	84	7056
13/06/2019	280	200	80	6400
14/06/2019	382	200	182	33124
15/06/2019	180	200	-20	400
17/06/2019	280	200	80	6400
18/06/2019	288	200	88	7744
19/06/2019	280	200	80	6400
20/06/2019	288	200	88	7744
21/06/2019	256	200	56	3136
22/06/2019	125	200	-75	5625
24/06/2019	258	200	58	3364
25/06/2019	260	200	60	3600
26/06/2019	263	200	63	3969
27/06/2019	274	200	74	5476
28/06/2019	280	200	80	6400
Jumlah	5876	4400	1476	149122

(Sumber: Data sekunder yang diolah, 2019)

$$SD = \sqrt{\frac{\sum(1.476)^2}{22}}$$

$$SD = \sqrt{\frac{149.122}{22}}$$

$$SD = 82,33$$

	Juli			
	Penggunaan	Perkiraan	Devisiasi	Kuadrat
	X	Y	(X - Y)	(X - Y) ²
01/07/2019	278	200	78	6084
02/07/2019	275	200	75	5625
03/07/2019	268	200	68	4624
04/07/2019	220	200	20	400
05/07/2019	260	200	60	3600
06/07/2019	150	200	-50	2500
08/07/2019	240	200	40	1600
09/07/2019	244	200	44	1936
10/07/2019	240	200	40	1600
11/07/2019	230	200	30	900
12/07/2019	219	200	19	361
15/07/2019	239	200	39	1521
16/07/2019	234	200	34	1156
17/07/2019	213	200	13	169
18/07/2019	220	200	20	400
19/07/2019	217	200	17	289
22/07/2019	226	200	26	676
23/07/2019	220	200	20	400
24/07/2019	210	200	10	100
25/07/2019	222	200	22	484
26/07/2019	219	200	19	361
29/07/2019	211	200	11	121
30/07/2019	217	200	17	289
31/07/2019	200	200	0	0
Jumlah	5472	4800	672	35196

(Sumber: Data sekunder yang diolah, 2019)

$$SD = \sqrt{\frac{\sum(672)^2}{24}}$$

$$SD = \sqrt{\frac{35.196}{24}}$$

$$SD = 38,29$$

	Agustus			
	Penggunaan	Perkiraan	Devisiasi	Kuadrat
	X	Y	(X - Y)	(X - Y) ²
01/08/2019	296	200	96	9216
02/08/2019	272	200	72	5184
05/08/2019	250	200	50	2500
06/08/2019	257	200	57	3249
07/08/2019	255	200	55	3025
08/08/2019	242	200	42	1764
09/08/2019	340	200	140	19600
12/08/2019	260	200	60	3600
13/08/2019	250	200	50	2500
14/08/2019	260	200	60	3600
15/08/2019	250	200	50	2500
16/08/2019	260	200	60	3600
17/08/2019	140	200	-60	3600
19/08/2019	260	200	60	3600
20/08/2019	256	200	56	3136
21/08/2019	260	200	60	3600
22/08/2019	261	200	61	3721
23/08/2019	259	200	59	3481
26/08/2019	263	200	63	3969
27/08/2019	261	200	61	3721
28/08/2019	256	200	56	3136
29/08/2019	259	200	59	3481
30/08/2019	258	200	58	3364
Jumlah	5925	4600	1325	99147

(Sumber: Data sekunder yang diolah, 2019)

$$SD = \sqrt{\frac{\sum(1.325)^2}{23}}$$

$$SD = \sqrt{\frac{99.147}{23}}$$

$$SD = 65,65$$

	September			
	Penggunaan	Perkiraan	Devisiasi	Kuadrat
	X	Y	(X - Y)	(X - Y) ²
02/09/2019	233	200	33	1089
03/09/2019	238	200	38	1444
04/09/2019	240	200	40	1600
05/09/2019	230	200	30	900
06/09/2019	234	200	34	1156
07/09/2019	100	200	-100	10000
09/09/2019	247	200	47	2209
10/09/2019	242	200	42	1764
11/09/2019	238	200	38	1444
12/09/2019	236	200	36	1296
13/09/2019	245	200	45	2025
16/09/2019	237	200	37	1369
17/09/2019	243	200	43	1849
18/09/2019	233	200	33	1089
19/09/2019	238	200	38	1444
20/09/2019	241	200	41	1681
23/09/2019	238	200	38	1444
24/09/2019	229	200	29	841
25/09/2019	236	200	36	1296
26/09/2019	238	200	38	1444
27/09/2019	241	200	41	1681
30/09/2019	245	200	45	2025
Jumlah	5102	4400	702	41090

(Sumber: Data sekunder yang diolah, 2019)

$$SD = \sqrt{\frac{\sum(702)^2}{22}}$$

$$SD = \sqrt{\frac{41.090}{22}}$$

$$SD = 43,21$$

Oktober				
	Penggunaan	Perkiraan	Devisiasi	Kuadrat
	X	Y	(X - Y)	(X - Y) ²
01/10/2019	280	200	80	6400
02/10/2019	276	200	76	5776
03/10/2019	275	200	75	5625
04/10/2019	270	200	70	4900
07/10/2019	275	200	75	5625
08/10/2019	278	200	78	6084
09/10/2019	281	200	81	6561
10/10/2019	310	200	110	12100
11/10/2019	305	200	105	11025
14/10/2019	298	200	98	9604
15/10/2019	302	200	102	10404
16/10/2019	200	200	0	0
17/10/2019	312	200	112	12544
18/10/2019	221	200	21	441
19/10/2019	200	200	0	0
21/10/2019	244	200	44	1936
22/10/2019	267	200	67	4489
23/10/2019	260	200	60	3600
24/10/2019	270	200	70	4900
25/10/2019	267	200	67	4489
28/10/2019	268	200	68	4624
29/10/2019	257	200	57	3249
30/10/2019	255	200	55	3025
31/10/2019	259	200	59	3481
Jumlah	6430	4800	1630	130882

(Sumber: Data sekunder yang diolah, 2019)

$$SD = \sqrt{\frac{\sum(1.630)^2}{24}}$$

$$SD = \sqrt{\frac{130.882}{24}}$$

$$SD = 73,84$$

	November			
	Penggunaan	Perkiraan	Devisiasi	Kuadrat
	X	Y	(X - Y)	(X - Y) ²
01/11/2019	255	200	55	3025
02/11/2019	150	200	-50	2500
04/11/2019	232	200	32	1024
05/11/2019	229	200	29	841
06/11/2019	220	200	20	400
07/11/2019	248	200	48	2304
08/11/2019	248	200	48	2304
11/11/2019	245	200	45	2025
12/11/2019	246	200	46	2116
13/11/2019	246	200	46	2116
14/11/2019	255	200	55	3025
15/11/2019	245	200	45	2025
16/11/2019	120	200	-80	6400
18/11/2019	240	200	40	1600
19/11/2019	244	200	44	1936
20/11/2019	247	200	47	2209
21/11/2019	250	200	50	2500
22/11/2019	254	200	54	2916
25/11/2019	249	200	49	2401
26/11/2019	247	200	47	2209
27/11/2019	255	200	55	3025
28/11/2019	257	200	57	3249
29/11/2019	250	200	50	2500
Jumlah	5432	4600	832	54650

Sumber: Data sekunder yang diolah, 2019)

$$SD = \sqrt{\frac{\sum(832)^2}{23}}$$

$$SD = \sqrt{\frac{54.650}{23}}$$

$$SD = 48,74$$

	Desember			
	Penggunaan	Perkiraan	Devisiasi	Kuadrat
	X	Y	(X - Y)	(X - Y) ²
02/12/2019	248	200	48	2304
03/12/2019	249	200	49	2401
04/12/2019	246	200	46	2116
05/12/2019	248	200	48	2304
06/12/2019	250	200	50	2500
07/12/2019	245	200	45	2025
09/12/2019	305	200	105	11025
10/12/2019	314	200	114	12996
11/12/2019	322	200	122	14884
12/12/2019	300	200	100	10000
13/12/2019	297	200	97	9409
16/12/2019	300	200	100	10000
17/12/2019	290	200	90	8100
18/12/2019	286	200	86	7396
19/12/2019	285	200	85	7225
20/12/2019	288	200	88	7744
23/12/2019	315	200	115	13225
27/12/2019	325	200	125	15625
28/12/2019	312	200	112	12544
30/12/2019	278	200	78	6084
31/12/2019	240	200	40	1600
Jumlah	5943	4200	1743	161507

Sumber: Data sekunder yang diolah, 2019)

$$SD = \sqrt{\frac{\sum(1.743)^2}{21}}$$

$$SD = \sqrt{\frac{161.1507}{21}}$$

$$SD = 87,69$$

B-2. Tabel Kurva Normal Z

Tabel Sebaran Peluang Kumulatif Normal Z

Z	0,00	0,01	0,02	0,03	0,04	0,05	0,06	0,07	0,08	0,09
0,0	0,5000	0,5040	0,5080	0,5120	0,5160	0,5199	0,5239	0,5279	0,5319	0,5359
0,1	0,5398	0,5438	0,5478	0,5517	0,5557	0,5596	0,5636	0,5675	0,5714	0,5753
0,2	0,5793	0,5832	0,5871	0,5910	0,5948	0,5987	0,6026	0,6064	0,6103	0,6141
0,3	0,6179	0,6217	0,6255	0,6293	0,6331	0,6368	0,6406	0,6443	0,6480	0,6517
0,4	0,6554	0,6591	0,6628	0,6664	0,6700	0,6736	0,6772	0,6808	0,6844	0,6879
0,5	0,6915	0,6950	0,6985	0,7019	0,7054	0,7088	0,7123	0,7157	0,7190	0,7224
0,6	0,7257	0,7291	0,7324	0,7357	0,7389	0,7422	0,7454	0,7486	0,7517	0,7549
0,7	0,7580	0,7611	0,7642	0,7673	0,7704	0,7734	0,7764	0,7794	0,7823	0,7852
0,8	0,7881	0,7910	0,7939	0,7967	0,7995	0,8023	0,8051	0,8078	0,8106	0,8133
0,9	0,8159	0,8186	0,8212	0,8238	0,8264	0,8289	0,8315	0,8340	0,8365	0,8389
1,0	0,8413	0,8438	0,8461	0,8485	0,8508	0,8531	0,8554	0,8577	0,8599	0,8621
1,1	0,8643	0,8665	0,8686	0,8708	0,8729	0,8749	0,8770	0,8790	0,8810	0,8830
1,2	0,8849	0,8869	0,8888	0,8907	0,8925	0,8944	0,8962	0,8980	0,8997	0,9015
1,3	0,9032	0,9049	0,9066	0,9082	0,9099	0,9115	0,9131	0,9147	0,9162	0,9177
1,4	0,9192	0,9207	0,9222	0,9236	0,9251	0,9265	0,9279	0,9292	0,9306	0,9319
1,5	0,9332	0,9345	0,9357	0,9370	0,9382	0,9394	0,9406	0,9418	0,9429	0,9441
1,6	0,9452	0,9463	0,9474	0,9484	0,9495	0,9505	0,9515	0,9525	0,9535	0,9545
1,7	0,9554	0,9564	0,9573	0,9582	0,9591	0,9599	0,9608	0,9616	0,9625	0,9633
1,8	0,9641	0,9649	0,9656	0,9664	0,9671	0,9678	0,9686	0,9693	0,9699	0,9706
1,9	0,9713	0,9719	0,9726	0,9732	0,9738	0,9744	0,9750	0,9756	0,9761	0,9767
2,0	0,9772	0,9778	0,9783	0,9788	0,9793	0,9798	0,9803	0,9808	0,9812	0,9817
2,1	0,9821	0,9826	0,9830	0,9834	0,9838	0,9842	0,9846	0,9850	0,9854	0,9857
2,2	0,9861	0,9864	0,9868	0,9871	0,9875	0,9878	0,9881	0,9884	0,9887	0,9890
2,3	0,9893	0,9896	0,9898	0,9901	0,9904	0,9906	0,9909	0,9911	0,9913	0,9916
2,4	0,9918	0,9920	0,9922	0,9925	0,9927	0,9929	0,9931	0,9932	0,9934	0,9936
2,5	0,9938	0,9940	0,9941	0,9943	0,9945	0,9946	0,9948	0,9949	0,9951	0,9952
2,6	0,9953	0,9955	0,9956	0,9957	0,9959	0,9960	0,9961	0,9962	0,9963	0,9964
2,7	0,9965	0,9966	0,9967	0,9968	0,9969	0,9970	0,9971	0,9972	0,9973	0,9974
2,8	0,9974	0,9975	0,9976	0,9977	0,9977	0,9978	0,9979	0,9979	0,9980	0,9981
2,9	0,9981	0,9982	0,9982	0,9983	0,9984	0,9984	0,9985	0,9985	0,9986	0,9986
3,0	0,9987	0,9987	0,9987	0,9988	0,9988	0,9989	0,9989	0,9989	0,9990	0,9990
3,1	0,9990	0,9991	0,9991	0,9991	0,9992	0,9992	0,9992	0,9992	0,9993	0,9993
3,2	0,9993	0,9993	0,9994	0,9994	0,9994	0,9994	0,9994	0,9995	0,9995	0,9995
3,3	0,9995	0,9995	0,9995	0,9996	0,9996	0,9996	0,9996	0,9996	0,9996	0,9997
3,4	0,9997	0,9997	0,9997	0,9997	0,9997	0,9997	0,9997	0,9997	0,9997	0,9998
3,5	0,9998	0,9998	0,9998	0,9998	0,9998	0,9998	0,9998	0,9998	0,9998	0,9998
3,6	0,9998	0,9998	0,9999	0,9999	0,9999	0,9999	0,9999	0,9999	0,9999	0,9999
3,8	0,9999	0,9999	0,9999	0,9999	0,9999	0,9999	0,9999	0,9999	0,9999	0,9999

B-3. Safety Stock

1. Januari

$$\begin{aligned} \text{Safety stock} &= 1,65 \times 42,12 \\ &= 69,5 \text{ atau } 70 \text{ sak semen} \end{aligned}$$

2. Februari

$$\begin{aligned} \text{Safety stock} &= 1,65 \times 44,91 \\ &= 74,10 \text{ atau } 74 \text{ sak semen} \end{aligned}$$

3. Maret

$$\begin{aligned} \text{Safety stock} &= 1,65 \times 42,54 \\ &= 70,19 \text{ atau } 70 \text{ sak semen} \end{aligned}$$

4. April

$$\begin{aligned} \text{Safety stock} &= 1,65 \times 44,21 \\ &= 72,95 \text{ atau } 73 \text{ Sak Semen} \end{aligned}$$

5. Mei

$$\begin{aligned} \text{Safety stock} &= 1,65 \times 30,72 \\ &= 50,69 \text{ atau } 51 \text{ Sak Semen} \end{aligned}$$

6. Juni

$$\begin{aligned} \text{Safety stock} &= 1,65 \times 82,33 \\ &= 135,84 \text{ atau } 136 \text{ Sak Semen} \end{aligned}$$

7. Juli

$$\begin{aligned} \text{Safety stock} &= 1,65 \times 38,29 \\ &= 63,18 \text{ atau } 63 \text{ Sak Semen} \end{aligned}$$

8. Agustus

$$\begin{aligned} \text{Safety stock} &= 1,65 \times 65,65 \\ &= 108,33 \text{ atau } 108 \text{ Sak Semen} \end{aligned}$$

9. September

$$\begin{aligned} \text{Safety stock} &= 1,65 \times 43,21 \\ &= 71,30 \text{ atau } 71 \text{ Sak Semen} \end{aligned}$$

10. Oktober

$$\begin{aligned} \text{Safety stock} &= 1,65 \times 73,84 \\ &= 121,84 \text{ atau } 122 \text{ Sak Semen} \end{aligned}$$

11. November

$$\begin{aligned} \text{Safety stock} &= 1,65 \times 48,74 \\ &= 80,42 \text{ atau } 80 \text{ Sak Semen} \end{aligned}$$

12. Desember

$$\begin{aligned} \text{Safety stock} &= 1,65 \times 87,69 \\ &= 144,70 \text{ atau } 145 \text{ Sak Semen} \end{aligned}$$

B-4. Reorder Point

1. Januari

$$ROP = 70 + \left(1x \frac{5.176}{22}\right)$$

$$= 305 \text{ Sak semen}$$

2. Februari

$$ROP = 74 + \left(1x \frac{5.034}{22}\right)$$

$$= 302 \text{ Sak semen}$$

3. Maret

$$ROP = 70 + \left(1x \frac{4.895}{22}\right)$$

$$= 292 \text{ Sak semen}$$

4. April


$$ROP = 73 + \left(1x \frac{4.745}{22}\right)$$

$$= 288 \text{ Sak semen}$$

5. Mei

$$ROP = 60 + \left(1x \frac{4.869}{22}\right)$$

$$= 281 \text{ Sak semen}$$



6. Juni

$$ROP = 136 + \left(1x \frac{5.876}{22}\right)$$

$$= 403 \text{ Sak semen}$$

7. Juli

$$ROP = 63 + \left(1x \frac{5.472}{22}\right)$$

$$= 311 \text{ Sak semen}$$

8. Agustus

$$ROP = 108 + \left(1x \frac{5.925}{22}\right)$$

$$= 377 \text{ Sak semen}$$

9. September


$$ROP = 71 + \left(1x \frac{5.102}{22}\right)$$

$$= 303 \text{ Sak semen}$$

10. Oktober

$$ROP = 122 + \left(1x \frac{6.430}{22}\right)$$

$$= 414 \text{ Sak semen}$$



11. November


$$ROP = 80 + (1x \frac{5.432}{22})$$

$$= 327 \text{ Sak semen}$$

12. Desember

$$ROP = 145 + (1x \frac{5.943}{22})$$

$$= 415 \text{ Sak semen}$$




B- 5.Economic Order Quantity (EOQ)

Biaya Pemesanan			
No	Keterangan	Per bulan	Setahun
1.	Biaya sarana komunikasi	\$ 10	\$120

Biaya Penyimpanann		
No	Harga per unit	Biaya penyimpanan (10%)
1.	\$ 4	0,4 cen

$$EOQ = \sqrt{\frac{2 \times 120 \times 65.439}{0,4}}$$

= 6.266 sak Semen



B- 6. Titik Pemesanan Ulang Menggunakan Metode ROP

Januari				
Keterangan	Ketersediaan	Kebutuhan	Rusak	saldo
	1045	290		755
	755	228		527
	527	345		182
	182	150		32
BB Masuk	6298	230		6068
	6068	215		5853
	5853	220		5633
	5633	228		5405
	5405	220		5185
	5185	236		4949
	4949	217		4732
	4732	221		4511
	4511	215		4296
	4296	226		4070
	4070	225		3845
	3845	208		3637
	3637	210		3427
	3427	215		3212
	3212	232		2980
	2980	214		2766
	2766	211		2555
	2555	220		2335
	2335	200		2135
Februari				
Keterangan	Ketersediaan	Kebutuhan		saldo
	2135	256		1879
	1879	245		1634
	1634	248		1386
	1386	250		1136
	1136	256		880
	880	255		625
	625	150		475
BB Masuk	6741	245		6496
	6496	240		6256
	6256	238		6018
	6018	240		5778

	5778	234		5544
	5544	235		5309
	5309	238		5071
	5071	246		4825
	4825	244		4581
	4581	240		4341
	4341	244		4097
	4097	245		3852
	3852	240		3612
	3612	245		3367
Maret				
Keterangan	Ketersediaan	Kebutuhan		saldo
	3367	249		3118
	3118	100		3018
	3018	241		2777
	2777	244		2533
	2533	246		2287
	2287	245		2042
	2042	240		1802
	1802	143		1659
	1659	250		1409
	1409	248		1161
	1161	241		920
	920	245		675
	675	213		462
	462	238		224
BB Masuk	6490	220		6270
	6270	225		6045
	6045	222		5823
	5823	0		5823
	5823	227		5596
	5596	223		5373
	5373	234		5139
	5139	220		4919
	4919	181		4738
April				
Keterangan	Ketersediaan	Kebutuhan	Rusak	saldo
	4738	235	28	4475
	4475	235		4240
	4240	230		4010

	4010	238		3772
	3772	240		3532
	3532	325		3207
	3207	253		2954
	2954	235	22	2697
	2697	220		2477
	2477	234		2243
	2243	235		2008
	2008	248		1760
	1760	265		1495
	1495	250		1245
	1245	242		1003
	1003	200		803
	803	230		573
	573	230		343
BB Masuk	6609	238		6371
	6371	210		6161
	6161	203	5	5953
	5953	214		5739
Mei				
Keterangan	Ketersediaan	Kebutuhan	Rusak	saldo
	5739	233		5506
	5506	220		5286
	5286	200		5086
	5086	230		4856
	4856	218	7	4631
	4631	238		4393
	4393	236		4157
	4157	240		3917
	3917	228		3689
	3689	230		3459
	3459	247		3212
	3212	240		2972
	2972	268		2704
	2704	215		2489
	2489	188		2301
	2301	180	6	2115
	2115	185		1930
	1930	180		1750
	1750	179		1571

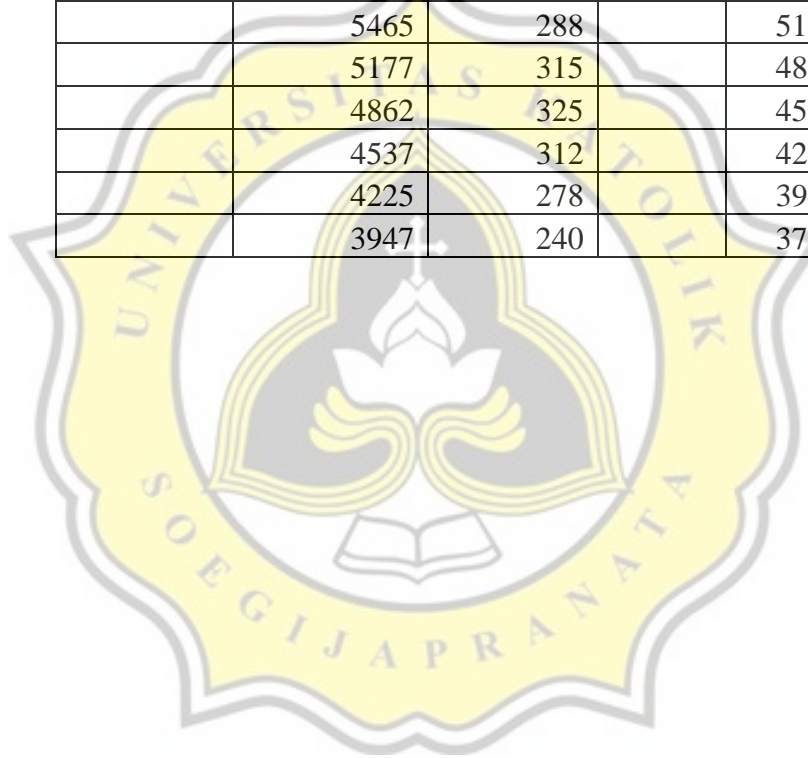
	1571	182		1389
	1389	160		1229
	1229	172		1057
Juni				
Keterangan	Ketersediaan	Kebutuhan	Rusak	saldo
	1057	280		777
	777	290		487
BB Masuk	6753	278		6475
	6475	260		6215
	6215	200		6015
	6015	300		5715
	5715	290		5425
	5425	284		5141
	5141	280		4861
	4861	382		4479
	4479	180		4299
	4299	280		4019
	4019	288		3731
	3731	280		3451
	3451	288		3163
	3163	256		2907
	2907	125		2782
	2782	258		2524
	2524	260		2264
	2264	263		2001
	2001	274		1727
	1727	280		1447
Juli				
Keterangan	Ketersediaan	Kebutuhan	Rusak	saldo
	1447	273		1174
	1174	275		899
	899	268		631
	631	220		411
BB Masuk	6677	260		6417
	6417	150		6267
	6267	240		6027
	6027	244		5783
	5783	240		5543
	5543	230		5313
	5313	219		5094

	5094	239		4855
	4855	234		4621
	4621	213		4408
	4408	220		4188
	4188	217		3971
	3971	226		3745
	3745	220		3525
	3525	210		3315
	3315	222		3093
	3093	219		2874
	2874	211		2663
	2663	217		2446
	2446	200		2246
Agustus				
Keterangan	Ketersediaan	Kebutuhan	Rusak	saldo
	2246	296		1950
	1950	272	5	1673
	1673	250		1423
	1423	257		1166
	1166	255		911
	911	242		669
	669	340		329
BB Masuk	6595	260		6335
	6335	250		6085
	6085	260		5825
	5825	250		5575
	5575	260		5315
	5315	140		5175
	5175	260		4915
	4915	256		4659
	4659	260		4399
	4399	261		4138
	4138	259		3879
	3879	263		3616
	3616	261		3355
	3355	256		3099
	3099	259		2840
	2840	258		2582
September				
Keterangan	Ketersediaan	Kebutuhan	Rusak	saldo

	1895	233		1662
	1662	238		1424
	1424	240		1184
	1184	230		954
	954	234		720
	720	100		620
	620	247		373
BB Masuk	6639	242		6397
	6397	238		6159
	6159	236		5923
	5923	245		5678
	5678	237		5441
	5441	243		5198
	5198	233		4965
	4965	238		4727
	4727	241		4486
	4486	238		4248
	4248	229		4019
	4019	236		3783
	3783	238		3545
	3545	241		3304
	3304	245		3059
Oktober				
Keterangan	Ketersediaan	Kebutuhan	Rusak	saldo
	3059	280		2779
	2779	276		2503
	2503	275	22	2206
	2206	270		1936
	1936	275		1661
	1661	278	20	1363
	1363	281		1082
	1082	310		772
	772	305		467
BB Masuk	6733	298	23	6412
	6412	302		6110
	6110	280		5830
	5830	200		5630
	5630	312		5318
	5318	221		5097
	5097	200		4897

		4897	244		4653
		4653	267		4386
		4386	260		4126
		4126	270		3856
		3856	267		3589
		3589	268		3321
		3321	257		3064
		3064	255		2809
		2809	259		2550
November					
Keterangan	Ketersediaan	Kebutuhan	Rusak	saldo	
	2550	255			2295
	2295	150			2145
	2145	232			1913
	1913	229			1684
	1684	220			1464
	1464	248			1216
	1216	248			968
	968	245			723
	723	246			477
BB Masuk	6743	246			6497
	6497	255			6242
	6242	245			5997
	5997	120			5877
	5877	240			5637
	5637	244			5393
	5393	247			5146
	5146	250			4896
	4896	254			4642
	4642	249			4393
	4393	247			4146
	4146	255			3891
	3891	257			3634
	3634	250			3384
Desember					
Keterangan	Ketersediaan	Kebutuhan	Rusak	saldo	
	3384	248			3136
	3136	249			2887
	2887	246			2641
	2641	248			2393

	2393	250		2143
	2143	245		1898
	1898	305		1593
	1593	314		1279
	1279	322		957
	957	300		657
	657	297		360
BB Masuk	6626	300		6326
	6326	290		6036
	6036	286		5750
	5750	285		5465
	5465	288		5177
	5177	315		4862
	4862	325		4537
	4537	312		4225
	4225	278		3947
	3947	240		3707





LAMPIRAN C

PERIJINAN

C-1. Surat Ijin Penelitian

C-2. Surat Bukti Penelitian

C-1. Surat Ijin Penelitian

FAKULTAS EKONOMI DAN BISNIS
Jl. Pawiyatan Luhur IV/1 Bendan Durwur Semarang 50234
Telp. (024) 8441555, 8505003 (hunting) Fax. (024) 8415429 - 8445265
e-mail: unika@unika.ac.id http://www.unika.ac.id



Nomor : 00465/B.3.3/FEB/VIII/2021
Lamp. : -
Hal : *Ijin Penelitian dan Pengambilan Data/Kuesioner*

16 Agustus 2021

Yth. Manager TBBi
TIMOR BLOCK BUILDING INDUSTRY, (TBBi)
Fomento - comoro , Dili Timor Leste
Dili

Dengan hormat,

Dalam rangka mempersiapkan mahasiswa Fakultas Ekonomi dan Bisnis Universitas Katolik Soegijapranata Semarang untuk memenuhi syarat kelulusan, maka mahasiswa yang bersangkutan diwajibkan menyusun Tugas Akhir/ Skripsi.

Berkenaan dengan keperluan tersebut, maka kami mohon berkenan memberi bantuan serta kebijaksanaan ijin penelitian/pengambilan data/sebar kuesioner di instansi yang Bapak/Ibu pimpin, kepada mahasiswa kami di bawah ini :

Nama : **CESARINA PUSPITA SARI DA COSTA ALVES**
N I M : 17.G1.0175
Tempat / tgl. Lahir : Jakarta, 14 Januari 1999
Program Studi : Akuntansi
Alamat : Jl. Kenconowunggu Tengah V/26
Semarang
Telepon : 0822 6632 55957

Judul TA / Skripsi :

ANALISIS PENGENDALIAN PERSEDIAAN BAHAN BAKU SEMEN PADA PERUSAHAAN TIMOR BLOCK BUILDING INDUSTRY, TBBi - DILI.

Demikian, atas perhatian dan kerjasamanya yang baik disampaikan terima kasih.

Dekan,

DR. THEODORUS SUDIMIN, MS
NPP : 058.1.1990.074

C- 2. Surat Bukti Penelitian



TIMOR BLOCK BUILDING INDUSTRY, LDA

Fomento 1-Comoro River Side, Dili Timor Leste
Telp: 3310399 Hp.73116895
Email Add: timorblock.tl@gmail.com

LETTER OF STATEMENT

No.00119/tbbi-09/10-21

The undersigned below :

Nama : SETYA RINI,SE
Position : Manager Accounting&Finance
Address : Fomento 1, Comoro, Dili – Timor Leste

Explain that :


Nama : CESARINA PUSPITA SARI DA COSTA ALVES
NIM : 17.G1.0175
Place/date of birth : Jakarta, January 14, 1999
Study Program : Accounting
Thesis Title : Analisa Pengendalian Persediaan Bahan Baku Semen Pada
Perusahaan Timor Block Building Industry, TBBi-Dili
Address : Pawiyatan Luhur IV/1, Bendan Duwur, Semarang-Indonesia

Has completed surveys and data collection for 5 (five) days from August 20 to 25, 2021 at the Timor Block Building Industry, Dili-Timor Leste.

Therefore, this letter of statement is given so that it can be used properly.

Dili, September 10,2021

Management TBBi



SETYA RINI, SE
Manager Acct&Finc



LAMPIRAN D

FOTO KEGIATAN

D-1. Foto Tempat Penyimpanan Bahan Baku Semen

D-2. Foto Proses Produksi Batako

D-1. Foto Tempat Penyimpanan Bahan Baku Semen



D- 2. Foto Proses Produksi Batako





6.06% PLAGIARISM
APPROXIMATELY

Report #13611573

28 29 30 BAB I PENDAHULUAN Latar Belakang Setiap perusahaan pada dasarnya melakukan kegiatan usaha yang bertujuan untuk mendapatkan keuntungan. 18 Banyak faktor yang mempengaruhi pencapaian tujuan tersebut salah satunya kelancaran produksi. Kegiatan produksi yang berkelanjutan menjadi cara perusahaan mendapatkan laba. Untuk menjamin kontinuitas produksi, maka perlu tersedianya bahan baku, sehingga pengelolaan persediaan bahan baku menjadi hal yang penting bagi perusahaan. Sebuah riset menyatakan jumlah persediaan akan mempengaruhi kelancaran produksi perusahaan (Trihudiyatmanto, 2017). Timor Block Building Industry (TBBI) merupakan perusahaan manufaktur di sektor industri dasar yang menghasilkan batako dan menjual bahan dasar seperti pasir dan kerikil. Bahan baku yang digunakan untuk memproses produk batako berupa semen, pasir, motal dan air. Perusahaan ini memiliki dua supplier tetap untuk pembelian semen yaitu Toko lay dan Central.H sedangkan untuk motal hanya di Toko lay,