



**LAMPIRAN**



**LAMPIRAN A : SKALA PENELITIAN**

A-1 Skala Perilaku Seksual Anak Kost

A-2 Skala Religiusitas

**Identitas Diri**

No :  
 Tanggal pengisian :  
 Tempat Tinggal : Dengan Orangtua / Kost / Kontrak  
 Usia :  
 Pernah Pacaran : Ya / Tidak

**Pedoman Pengisian Skala**

Pertama-tama saya mengucapkan terima kasih atas kesediaan anda membantu saya mengisi skala yang telah saya susun. Skala ini akan dipergunakan sebagai data penelitian skripsi yang sedang saya kerjakan. Sebelum mengisi daftar pernyataan-pernyataan yang ada, saya meminta saudara untuk membaca dahulu pedoman pengisian skala yang ada dibawah ini :

1. Bacalah pernyataan-pernyataan pada lembar berikut ini dengan cermat.
2. Pilihlah salah satu dari empat jawaban yang tersedia yang paling sesuai dengan diri anda dengan memberikan tanda (X) pada pilihan yang tersedia. Adapun jawaban yang tersedia adalah :

SL : Selalu

S : Sering

J : Jarang

TP : Tidak Pernah

3. Jika anda ingin mengganti jawaban, beri tanda sama dengan (=) pada jawaban yang akan diganti, lalu beri tanda (X) pada jawaban yang akan dikehendaki.

Contoh :

SL	S	J	TP
	X	X	

4. Semua jawaban tidak ada yang benar maupun salah.
5. Apapun yang anda pilih tidak memberikan pengaruh terhadap diri anda karena peneliti akan menjaga kerahasiaan jawaban anda.
6. Bila anda telah menyelesaikannya, periksalah kembali apakah ada nomor yang terlewati.
7. Jawablah dengan jujur.

**Terimakasih atas partisipasi anda**

**Selamat Mengerjakan**

**SKALA I (A-I)**

No.	Pernyataan	SL	S	J	TP
1.	Saya menggandeng tangan pacar saat jalan-jalan.				
2.	Saya merasa nyaman saat dipeluk pacar saya.				
3.	Saya mencium pacar saat bertemu.				
4.	Saya senang saat pacar mencium leher saya.				
5.	Saya menikmati rabaan halus pada bagian payudara saya.				
6.	Pada saat-saat tertentu, saya dan pacar melakukan hubungan intim.				
7.	Saya menghindari saat pacar mau menggandeng tangan.				
8.	Saya menolak untuk dipeluk oleh pacar.				
9.	Saya menolak ajakan pacar untuk berciuman meskipun suasana sepi.				
10.	Saya menahan diri untuk mencium leher pacar.				
11.	Saya merasa cemas jika melakukan petting dengan pacar.				
12.	Saya tidak memiliki keinginan untuk melakukan hubungan intim dengan pacar.				
13.	Memegangi tangan pacar saat duduk berdua.				
14.	Saya senang memeluk pacar saya.				
15.	Saya menikmati saat berciuman bibir dengan pacar.				
16.	Saya merasa nyaman saat pacar mencium leher saya.				
17.	Saya dan pacar melakukan <i>petting</i> (saling menempelkan alat kelamin) supaya saling terangsang.				
18.	Saya mau melakukan hubungan seksual sebagai bukti rasa sayang saya.				
19.	Saya menahan diri untuk menggandeng tangan pacar.				
20.	Saya merasa malu jika dipeluk pacar saya.				
21.	Saya tidak ingin melakukan ciuman bibir dengan pacar meskipun suasana sepi.				


22.	Saya tidak suka bila pacar mencium bagian leher saya.				
23.	Saya marah jika pacar menyentuh alat kelamin saya.				
24.	Saya menghindar saat diajak untuk berhubungan seksual dengan pacar.				
25.	Saya merasa senang saat pacar menggandeng tangan saya.				
26.	Saya menghindar saat dipeluk oleh pacar.				
27.	Saya mencari kesempatan untuk mencium bibir pacar.				
28.	Saya marah saat pacar mencium leher saya.				
29.	Meraba bagian genital pacar supaya lebih terangsang.				
30.	Saya menolak saat pacar meminta untuk berhubungan seksual.				



**SKALA II (A-2)**

No.	Pernyataan	SS	S	TS	STS
1.	Sebelum tidur, saya berdoa terlebih dahulu.				
2.	Saya percaya bahwa Tuhan ada dimana-mana.				
3.	Menurut pengalaman, Tuhan membantu saya saat saya mengalami kesulitan.				
4.	Menurut saya, membaca buku keagamaan itu hal yang menyenangkan.				
5.	Saya merasa senang apabila dapat membantu sesama.				
6.	Pergi dengan pacar lebih asyik daripada mengikuti kegiatan keagamaan.				
7.	Menurut saya, Tuhan tidak selalu melihat apa yang saya lakukan.				
8.	Saya merasa doa yang saya minta hanya sia-sia saja.				
9.	Saya lebih senang membeli majalah daripada buku-buku keagamaan.				
10.	Menurut saya, beramal merupakan suatu pemborosan.				
11.	Saya menjalankan ajaran agama dengan beribadah.				
12.	Menurut saya, Tuhan adalah Maha Kuasa.				
13.	Saya merasa Tuhan mengabulkan doa-doa saya.				
14.	Saya sering mendengarkan ceramah-ceramah keagamaan.				
15.	Saya menyisihkan uang saya untuk disedekahkan.				
16.	Menurut saya, berdoa itu menghabiskan waku saja.				
17.	Saya tidak yakin jika Tuhan selalu mendengar.				
18.	Menurut saya, Tuhan belum pernah menolong saya.				
19.	Menurut saya, membaca buku renungan itu membosankan.				
20.	Saya tidak mau repot untuk membantu orang lain.				
21.	Saya selalu mengikuti acara peringatan hari besar agama saya.				
22.	Saya yakin bahwa Tuhan melindungi saya.				
23.	Saya merasa Tuhan menjaga saya.				
24.	Saya sering berdiskusi dengan Ulama agama.				

25.	Saya akan tetap rendah hati meskipun saya hidup berkecukupan.				
26.	Jika capek, saya langsung tidur tanpa harus berdoa dulu.				
27.	Saya tidak yakin kalau Tuhan ada disamping saya.				
28.	Selama ini saya belum pernah melihat keajaiban dari Tuhan.				
29.	Menurut saya, lebih menyenangkan menghabiskan waktu dengan pacar daripada mengikuti kegiatan keagamaan.				
30.	Saya tidak punya banyak waktu untuk menolong orang.				



**LAMPIRAN B : DATA UJI COBA ALAT UKUR**

B-1 Data Skala Perilaku Seksual Anak Kost

B-2 Data Skala Religiusitas






### Data Skala Perilaku Seksual Anak Kost (B-1)

No.	Y1	Y2	Y3	Y4	Y5	Y6	Y7	Y8	Y9	Y10	Y11	Y12	Y13	Y14
1	0	1	1	0	0	0	1	2	0	0	0	0	1	0
2	2	0	2	1	0	0	2	2	2	0	3	1	3	3
3	3	0	2	2	1	0	3	3	3	2	1	0	1	3
4	1	0	1	0	0	0	3	3	2	0	0	0	3	3
5	3	3	3	3	3	3	3	2	2	3	3	3	3	3
6	2	2	2	1	2	0	3	3	3	2	0	0	3	3
7	3	1	2	1	0	0	3	3	2	0	3	0	3	2
8	1	0	1	1	2	1	2	3	2	2	3	2	1	3
9	2	2	3	2	1	2	3	2	2	2	3	2	2	2
10	2	1	3	2	2	2	3	3	2	2	2	2	1	3
11	1	0	3	2	2	1	3	3	3	2	1	1	3	3
12	2	2	3	3	2	2	3	3	3	2	2	2	3	3
13	3	1	3	2	2	2	3	3	3	2	2	1	3	3
14	3	1	3	2	2	2	2	3	3	2	2	2	3	3
15	1	1	1	0	0	0	3	3	2	1	0	2	2	2
16	2	2	1	2	1	1	3	3	1	1	0	2	3	2
17	2	2	3	1	1	1	3	3	2	1	2	2	3	2
18	2	2	1	2	1	2	2	3	1	1	2	3	3	2
19	2	2	3	1	1	2	3	2	2	1	2	2	2	2
20	2	1	2	1	1	1	3	3	2	1	1	2	3	2
21	3	1	2	1	1	2	3	3	2	1	2	2	3	2
22	3	2	2	1	1	2	2	3	2	1	2	2	3	2
23	2	2	2	1	2	1	3	3	2	1	2	2	3	3
24	2	2	3	1	1	2	3	3	2	1	2	2	3	3
25	2	0	2	1	1	1	3	2	2	2	2	2	3	2
26	2	0	1	2	1	1	2	3	2	1	2	2	2	2
27	2	1	3	1	1	2	2	2	1	1	2	2	2	2
28	2	1	1	1	1	1	3	3	2	1	2	2	2	3
29	2	1	1	1	2	1	3	2	2	0	1	2	2	2
30	2	3	1	1	1	2	3	2	1	1	2	2	3	2
31	2	2	1	1	2	2	3	3	2	2	2	2	2	2
32	2	2	1	1	2	1	3	3	2	1	2	2	2	2
33	2	2	1	1	2	2	2	2	2	1	2	2	2	2
34	2	3	3	1	2	1	3	2	2	2	2	2	2	2
35	2	0	2	1	1	2	3	3	2	1	2	2	2	3
36	3	2	2	1	1	1	3	2	2	1	2	2	2	2
37	3	1	3	2	1	1	3	2	2	2	1	2	2	2
38	2	1	2	1	1	2	2	2	2	2	1	2	2	2
39	3	1	2	1	1	1	3	2	2	1	2	2	2	2
40	2	2	2	1	1	2	3	3	2	2	2	2	3	3
41	3	2	2	2	2	3	3	1	1	2	2	3	2	2
42	2	2	2	1	1	1	3	2	2	1	2	2	2	2
43	3	2	3	2	2	2	2	2	1	1	2	2	2	2
44	2	1	1	1	1	2	2	2	2	1	2	2	2	2
45	2	1	2	1	1	1	3	2	2	1	2	2	2	2
46	2	0	2	1	1	1	3	2	2	1	1	2	2	2
47	2	0	1	2	1	2	3	2	2	1	2	2	3	2

48	3	2	2	1	1	1	3	2	2	1	2	2	3	2
49	3	2	3	1	1	2	2	2	2	1	2	2	3	2
50	2	1	1	1	1	1	3	3	2	1	2	2	2	2
51	2	2	2	1	1	2	2	3	2	2	2	2	3	2
52	2	1	1	2	1	1	3	3	2	2	1	3	3	2
53	2	1	3	1	1	2	3	3	2	1	1	2	3	2
54	2	2	1	1	1	1	3	3	1	1	1	2	3	2
55	3	2	2	2	1	3	3	3	3	2	2	2	3	2
56	3	0	2	2	2	2	3	3	2	3	3	2	3	2
57	2	1	2	2	2	2	2	2	2	2	2	2	2	2
58	2	1	2	2	2	2	3	2	2	2	2	2	3	2
59	3	2	1	1	2	2	3	3	2	2	2	1	3	2
60	3	2	1	1	2	1	3	3	2	3	1	2	3	2



No.	Y15	Y16	Y17	Y18	Y19	Y20	Y21	Y22	Y23	Y24	Y25
1	0	0	0	0	1	0	0	1	0	0	1
2	2	1	0	0	3	2	2	1	0	0	3
3	3	1	0	0	2	2	2	2	0	0	2
4	2	0	0	0	3	3	3	0	0	0	3
5	3	3	3	2	3	3	3	2	3	2	3
6	3	1	1	0	3	3	3	0	2	0	3
7	2	1	0	0	2	2	1	1	0	0	3
8	1	1	1	2	2	3	2	2	3	2	2
9	3	2	2	3	2	3	3	2	2	2	2
10	2	2	2	3	2	3	2	2	2	2	2
11	3	3	1	1	3	3	2	3	3	3	3
12	3	3	1	1	3	3	3	3	3	3	3
13	3	2	1	1	3	3	3	3	3	3	3
14	3	2	1	1	3	3	3	2	3	3	3
15	0	0	0	0	3	3	1	2	2	0	3
16	2	2	1	2	3	2	1	2	3	2	3
17	2	2	1	2	3	3	2	2	2	2	2
18	2	2	1	2	3	2	1	2	2	3	3
19	2	1	2	2	3	2	2	2	3	3	3
20	2	1	2	1	2	3	2	2	3	2	2
21	2	1	1	2	2	2	2	2	3	3	3
22	2	2	1	2	2	2	2	2	3	3	2
23	2	2	1	2	2	2	2	2	3	3	2
24	2	2	2	1	2	3	2	2	3	3	2
25	2	1	2	1	2	2	2	2	3	2	2
26	2	1	1	2	2	2	2	2	3	2	2
27	2	2	1	1	2	2	1	2	2	2	2
28	2	2	2	1	2	2	2	2	3	2	2
29	3	1	2	1	2	2	2	2	2	2	2
30	2	2	1	2	2	2	1	2	2	3	2
31	3	3	3	2	2	2	2	2	3	3	2
32	3	3	2	1	2	2	2	2	3	2	2
33	3	2	1	2	2	2	2	2	3	2	2
34	3	2	1	1	2	2	2	2	3	1	2
35	2	2	1	2	2	2	2	2	3	3	2
36	3	2	2	1	2	2	2	2	2	3	2
37	3	2	2	2	2	2	2	2	2	3	2
38	3	2	2	1	2	2	2	2	3	2	2
39	3	2	2	1	2	2	2	2	3	2	2
40	2	2	1	1	3	3	2	2	2	2	2
41	2	2	1	3	3	2	2	3	2	2	2
42	2	1	2	1	3	2	2	2	3	3	2
43	2	2	2	1	3	3	2	2	3	2	2
44	3	2	2	1	3	3	2	2	2	2	2
45	2	1	1	2	3	2	2	2	2	2	2
46	1	2	1	2	3	2	2	2	2	2	2
47	2	1	1	2	2	2	2	2	3	2	2
48	2	1	1	2	2	2	2	2	2	2	2
49	2	2	2	1	3	2	2	2	3	3	2

50	3	3	2	1	3	2	2	2	2	2	3
51	2	1	1	2	2	3	2	3	2	2	2
52	1	2	1	2	2	2	2	2	2	2	3
53	2	2	2	2	2	2	2	2	3	2	3
54	2	2	1	2	2	2	1	2	3	2	2
55	3	2	2	2	3	2	2	2	2	2	2
56	3	3	2	2	2	2	2	2	2	2	2
57	2	2	2	2	2	2	2	2	2	2	2
58	2	2	2	2	2	2	2	3	2	2	2
59	2	1	1	2	3	2	1	2	3	2	3
60	2	1	1	1	3	3	2	3	3	2	3



No.	Y26	Y27	Y28	Y29	Y30	Total
1	1	0	0	0	0	10
2	2	1	1	0	0	39
3	1	1	2	1	0	43
4	3	0	0	0	0	33
5	0	2	3	3	3	81
6	3	1	2	1	0	52
7	2	0	1	0	3	41
8	3	2	3	2	2	57
9	3	1	2	2	2	66
10	3	2	3	3	3	69
11	3	2	3	1	2	67
12	3	2	3	3	3	78
13	1	1	3	1	2	69
14	2	1	2	1	2	68
15	3	1	2	0	1	39
16	3	1	3	1	2	57
17	2	2	2	2	2	61
18	1	2	2	2	3	60
19	3	1	2	2	3	63
20	2	2	3	2	1	57
21	1	1	2	2	3	60
22	2	1	2	2	3	61
23	2	2	2	2	3	63
24	2	1	2	2	2	63
25	2	0	2	2	2	54
26	2	1	2	2	2	53
27	2	1	2	2	3	53
28	2	2	2	2	2	57
29	2	1	2	2	3	53
30	2	2	2	1	3	57
31	1	2	2	3	3	66
32	2	2	2	2	2	60
33	3	1	2	1	2	57
34	2	1	2	2	2	59
35	2	1	2	1	2	57
36	2	2	2	2	2	59
37	2	2	3	2	2	62
38	3	2	2	2	2	58
39	3	2	2	2	2	59
40	2	2	2	2	3	63
41	2	2	2	2	2	64
42	2	2	2	2	2	58
43	2	1	2	2	2	61
44	2	2	3	2	2	58
45	2	2	2	2	2	55
46	2	1	2	2	2	52
47	2	1	2	2	2	55
48	2	2	2	2	2	57
49	3	1	2	2	2	62

50	2	2	2	2	2	59
51	2	1	2	1	3	59
52	2	1	2	1	3	57
53	2	2	3	1	2	61
54	2	2	2	1	2	54
55	2	1	2	2	3	67
56	2	1	2	2	3	66
57	2	2	2	2	2	59
58	1	2	2	2	2	61
59	3	1	2	2	2	61
60	3	1	3	2	2	65



### Data Skala Religiusitas (B-2)

NO.	X1	X2	X3	X4	X5	X6	X7	X8	X9	X10	X11	X12	X13	X14
1	4	4	4	4	4	3	4	4	3	4	3	4	3	3
2	2	3	3	3	3	1	4	3	2	3	2	3	3	2
3	2	4	4	1	4	3	3	3	2	3	3	4	3	2
4	3	4	4	3	4	1	4	4	1	4	3	4	3	3
5	3	3	2	2	3	1	2	2	2	3	3	3	3	2
6	3	4	3	2	3	2	4	3	1	3	3	4	4	2
7	2	3	4	2	4	2	4	3	1	4	3	4	3	2
8	3	3	3	2	2	3	2	4	3	3	3	4	3	2
9	3	3	3	2	4	2	3	4	2	3	3	4	3	1
10	3	3	3	2	3	2	3	3	2	3	3	4	4	1
11	4	4	4	4	4	3	1	4	3	3	3	4	3	3
12	3	4	4	4	3	3	1	4	3	3	3	4	3	3
13	3	4	4	4	4	4	1	4	3	3	4	4	3	3
14	3	3	4	4	4	4	3	4	3	3	4	3	3	3
15	3	3	3	2	2	1	4	4	2	3	3	4	3	3
16	2	3	3	2	3	1	3	3	2	3	3	4	3	1
17	3	3	3	2	3	2	2	3	1	3	3	3	3	2
18	2	3	3	2	4	2	3	3	2	3	3	4	3	1
19	2	3	2	1	4	1	3	3	2	3	3	4	2	1
20	3	3	2	3	3	2	3	3	2	3	3	4	3	2
21	3	4	2	3	2	2	2	3	2	2	3	4	2	1
22	3	3	3	2	3	2	2	3	2	3	3	4	3	1
23	3	3	3	3	3	3	3	3	3	3	3	4	4	2
24	3	3	3	2	3	2	3	3	2	3	3	4	3	2
25	3	3	3	2	3	2	3	3	2	3	3	4	3	2
26	3	3	3	2	3	2	3	3	2	2	3	4	3	1
27	3	3	3	3	4	2	3	3	2	3	3	4	2	1
28	3	2	3	2	3	2	3	3	2	3	3	4	3	1
29	3	3	3	2	4	2	3	3	2	3	3	4	3	2
30	3	2	3	2	3	2	3	3	2	3	3	4	3	2
31	3	2	2	2	3	2	3	3	2	3	3	4	3	2
32	3	3	3	2	3	2	3	3	2	3	3	4	3	2
33	3	3	2	3	3	2	3	3	3	3	3	4	3	2
34	3	3	3	2	3	2	3	3	2	3	3	4	3	2
35	3	3	3	2	3	2	3	3	2	3	3	4	3	2
36	3	3	3	2	3	2	3	3	2	3	3	4	3	2
37	3	3	3	2	3	2	3	3	2	3	3	4	3	2
38	3	3	2	2	3	2	2	3	2	3	3	4	3	2
39	3	3	2	2	3	2	3	3	2	3	3	3	3	2
40	3	3	2	2	3	2	3	3	2	3	3	3	3	2
41	3	3	3	2	3	2	3	3	2	3	3	4	3	2
42	3	3	3	2	3	2	3	3	2	3	3	4	3	2
43	3	3	3	2	3	2	3	3	2	3	3	3	3	3
44	3	3	3	3	3	3	3	3	3	3	3	3	3	3
45	3	3	3	2	3	3	3	3	2	3	3	4	3	2
46	3	3	3	2	3	2	3	3	2	3	3	3	3	2
47	3	2	3	3	3	2	3	3	2	3	3	4	3	2

48	2	3	3	2	3	2	3	3	2	3	3	3	4	2
49	3	3	2	3	4	2	2	3	2	3	3	4	3	2
50	3	3	3	2	3	2	2	3	2	3	3	4	3	2
51	3	3	3	2	3	2	3	3	2	3	3	4	3	2
52	3	3	3	2	4	1	3	3	2	3	3	3	3	2
53	4	3	3	3	3	2	3	3	2	3	3	4	3	2
54	2	3	3	2	3	1	2	3	2	3	3	3	3	2
55	3	3	3	2	4	1	3	3	2	3	3	4	4	1
56	3	3	3	2	3	1	3	3	1	3	3	3	3	1
57	3	3	3	2	3	2	3	3	2	3	3	3	3	2
58	3	3	3	2	3	2	2	3	1	3	3	3	3	1
59	3	3	3	2	3	2	3	4	1	3	3	3	3	1
60	3	3	3	2	4	2	3	4	1	3	3	3	3	2





NO.	X15	X16	X17	X18	X19	X20	X21	X22	X23	X24	X25
1	3	4	4	4	2	4	4	4	4	2	4
2	3	3	4	4	4	4	3	3	3	2	3
3	3	3	4	4	3	3	3	4	4	1	4
4	3	4	4	4	3	4	4	4	4	3	4
5	3	3	3	2	2	3	3	3	3	1	3
6	4	3	3	3	2	3	3	3	3	2	4
7	3	3	3	4	3	3	3	4	4	1	3
8	2	3	4	3	2	2	3	3	4	1	3
9	2	3	3	3	2	3	3	3	3	1	3
10	2	3	3	4	2	3	3	3	4	1	4
11	3	4	4	3	4	3	4	4	4	3	4
12	3	2	4	3	4	3	4	4	4	3	4
13	3	3	4	3	4	3	3	4	4	3	3
14	3	3	3	3	4	3	3	3	3	2	3
15	2	3	3	3	4	4	4	4	4	1	3
16	3	3	3	3	2	3	2	2	3	2	3
17	2	3	3	3	2	3	3	3	3	2	3
18	2	3	3	3	2	3	3	3	3	1	3
19	3	3	3	3	2	3	2	3	3	2	3
20	2	3	3	3	2	3	3	3	3	1	3
21	2	3	3	3	2	2	3	4	4	2	3
22	2	3	3	3	2	3	3	3	3	1	3
23	3	3	3	3	3	3	3	3	3	1	3
24	3	3	3	3	2	3	3	3	3	2	3
25	2	3	3	3	2	3	3	3	3	1	3
26	3	3	3	3	2	3	3	3	3	2	3
27	2	3	3	3	2	3	3	3	3	2	2
28	2	3	3	3	2	3	2	3	3	2	3
29	2	3	3	3	2	3	3	3	3	1	2
30	3	3	3	3	2	3	2	3	3	2	3
31	2	3	3	3	2	3	3	3	3	2	3
32	3	3	3	3	2	3	3	3	3	2	2
33	2	3	2	3	3	3	3	3	3	2	2
34	2	3	3	3	2	3	3	3	3	2	3
35	2	3	3	3	2	3	2	3	3	2	2
36	2	3	3	3	2	3	2	3	3	2	3
37	2	3	3	3	2	3	3	3	3	2	2
38	3	3	3	3	2	3	3	3	3	1	3
39	2	3	3	3	2	3	3	3	3	2	3
40	2	3	3	3	2	3	2	3	3	2	3
41	3	3	3	3	2	3	2	3	3	2	3
42	2	3	3	3	2	3	3	3	3	2	3
43	2	3	3	3	2	3	3	3	3	2	3
44	3	3	3	3	2	3	3	3	3	2	3
45	3	3	3	3	2	3	3	3	2	2	3
46	2	3	3	3	2	3	3	3	3	1	3
47	3	3	3	3	2	3	2	3	3	2	3
48	3	3	3	3	2	3	3	3	3	2	3
49	2	3	3	3	2	3	2	3	3	3	2

50	2	3	3	3	2	3	3	3	3	2	3
51	2	3	3	3	2	3	3	3	3	1	3
52	3	3	3	3	2	3	3	3	3	1	3
53	2	4	4	4	3	4	2	4	4	2	3
54	3	3	3	3	2	3	3	3	3	1	3
55	3	4	3	3	2	3	3	3	3	1	3
56	3	3	3	3	2	3	2	3	3	2	3
57	3	3	3	3	3	3	3	3	3	1	3
58	3	3	3	3	2	3	3	3	3	2	3
59	4	3	2	3	3	3	3	3	3	1	3
60	2	4	3	3	2	3	3	3	3	1	3



NO.	X26	X27	X28	X29	X30	Total
1	3	4	3	3	3	105
2	2	3	3	2	3	86
3	1	3	3	3	3	91
4	1	4	3	1	4	99
5	3	3	1	1	3	77
6	2	4	1	2	3	86
7	1	4	3	2	3	68
8	2	3	3	3	3	84
9	1	3	3	3	3	82
10	1	3	4	3	3	85
11	3	4	3	4	3	104
12	3	4	3	4	3	100
13	2	4	3	4	3	101
14	2	3	3	4	3	96
15	3	1	3	2	3	87
16	2	3	3	2	3	76
17	1	3	3	2	3	78
18	1	3	3	2	3	79
19	1	3	3	2	3	74
20	3	3	3	2	3	82
21	3	3	3	2	2	79
22	3	3	3	2	3	81
23	3	3	3	3	3	89
24	3	3	3	2	3	84
25	2	3	3	2	3	81
26	2	3	3	2	3	81
27	2	3	3	2	3	81
28	3	3	3	2	3	80
29	2	3	3	2	3	81
30	2	3	2	2	3	80
31	1	3	3	2	3	79
32	2	3	3	2	3	82
33	2	3	2	2	3	81
34	2	3	3	2	3	82
35	2	3	3	2	3	81
36	2	3	3	2	3	81
37	2	3	3	2	3	81
38	3	3	3	2	3	81
39	2	3	3	2	4	81
40	2	3	3	2	3	79
41	3	3	3	2	3	83
42	3	3	3	2	3	83
43	3	3	3	2	3	83
44	3	3	3	2	3	87
45	2	3	3	2	3	83
46	1	3	3	2	3	79
47	2	3	3	2	3	83
48	2	3	3	2	3	82
49	2	3	3	2	3	81

50	2	3	3	2	3	81
51	2	3	3	2	3	81
52	2	3	3	2	3	81
53	3	4	4	2	3	93
54	2	3	3	2	3	78
55	2	3	3	2	3	83
56	3	3	3	1	3	78
57	3	3	3	2	3	83
58	2	3	3	1	3	78
59	2	3	3	1	3	80
60	3	3	3	2	3	83



## **LAMPIRAN C : UJI VALIDITAS DAN RELIABILITAS**

C-1 Skala Perilaku Seksual Anak Kost

C-2 Skala Religiusitas



## Reliability Skala Perilaku Seksual Anak Kost (C-1)

### Putaran I

#### Case Processing Summary

		N	%
Cases	Valid	60	100,0
	Excluded(a)	0	,0
	Total	60	100,0


a. Listwise deletion based on all variables in the procedure.

#### Reliability Statistics

Cronbach's Alpha	N of Items
,902	30

#### Scale Statistics

Mean	Variance	Std. Deviation	N of Items
57,88	105,935	10,292	30



## Item-Total Statistics

	Scale Mean if Item Deleted	Scale Variance if Item Deleted	Corrected Item-Total Correlation	Cronbach's Alpha if Item Deleted
Y1	55,68	99,745	,458	,899
Y2	56,55	99,981	,314	,902
Y3	55,95	99,540	,373	,901
Y4	56,57	98,216	,593	,896
Y5	56,60	97,227	,657	,895
Y6	56,45	95,269	,673	,894
Y7	55,15	102,740	,303	,901
Y8	55,33	105,311	<b><u>.031</u></b>	,905
Y9	55,92	101,705	,353	,900
Y10	56,50	97,203	,583	,896
Y11	56,13	99,440	,396	,900
Y12	56,05	98,014	,565	,897
Y13	55,42	102,620	<b><u>.232</u></b>	,902
Y14	55,65	101,892	,350	,900
Y15	55,65	98,536	,499	,898
Y16	56,17	95,768	,666	,895
Y17	56,53	97,473	,569	,897
Y18	56,43	97,877	,491	,898
Y19	55,48	103,101	<b><u>.239</u></b>	,902
Y20	55,60	100,820	,431	,899
Y21	55,93	100,199	,479	,899
Y22	55,88	99,393	,566	,897
Y23	55,53	94,728	,625	,895
Y24	55,85	93,689	,671	,894
Y25	55,58	104,247	<b><u>.142</u></b>	,903
Y26	55,77	106,216	<b><u>-.053</u></b>	,908
Y27	56,48	99,813	,466	,899
Y28	55,78	97,291	,697	,895
Y29	56,20	95,925	,668	,895
Y30	55,78	95,800	,592	,896

Keterangan : yang digaris bawah dan dicetak tebal merupakan item gugur

## Reliability Skala Perilaku Seksual Anak Kost

### Putaran II

#### Case Processing Summary

		N	%
Cases	Valid	60	100,0
	Excluded( a)	0	,0
	Total	60	100,0

a Listwise deletion based on all variables in the procedure.

#### Reliability Statistics

Cronbach's Alpha	N of Items
,916	25

#### Scale Statistics

Mean	Variance	Std. Deviation	N of Items
46,05	99,201	9,960	25



## Item-Total Statistics

	Scale Mean if Item Deleted	Scale Variance if Item Deleted	Corrected Item-Total Correlation	Cronbach's Alpha if Item Deleted
Y1	43,85	93,214	,457	,914
Y2	44,72	93,461	,311	,918
Y3	44,12	92,918	,378	,916
Y4	44,73	91,623	,602	,912
Y5	44,77	90,521	,679	,910
Y6	44,62	88,410	,707	,909
Y7	43,32	96,491	<b><u>,261</u></b>	,917
Y9	44,08	95,773	<b><u>,290</u></b>	,917
Y10	44,67	90,768	,581	,912
Y11	44,30	92,281	,441	,915
Y12	44,22	91,054	,604	,912
Y14	43,82	95,949	<b><u>,285</u></b>	,917
Y15	43,82	91,983	,503	,913
Y16	44,33	89,107	,685	,910
Y17	44,70	90,214	,630	,911
Y18	44,60	90,786	,534	,913
Y20	43,77	95,131	,347	,916
Y21	44,10	93,956	,449	,914
Y22	44,05	92,591	,593	,912
Y23	43,70	88,519	,614	,911
Y24	44,02	87,068	,690	,910
Y27	44,65	92,875	,501	,914
Y28	43,95	90,997	,682	,911
Y29	44,37	88,711	,730	,909
Y30	43,95	89,167	,607	,911

Keterangan : yang digaris bawah dan dicetak tebal merupakan item gugur

## Reliability Skala Perilaku Seksual Anak Kost

### Putaran III

#### Case Processing Summary

		N	%
Cases	Valid	60	100,0
	Excluded(a)	0	,0
	Total	60	100,0

a. Listwise deletion based on all variables in the procedure.

#### Reliability Statistics

Cronbach's Alpha	N of Items
,919	22

#### Scale Statistics

Mean	Variance	Std. Deviation	N of Items
39,12	90,512	9,514	22

## Item-Total Statistics

	Scale Mean if Item Deleted	Scale Variance if Item Deleted	Corrected Item-Total Correlation	Cronbach's Alpha if Item Deleted
Y1	36,92	84,925	,445	,917
Y2	37,78	84,545	,342	,920
Y3	37,18	84,796	,356	,920
Y4	37,80	83,383	,591	,915
Y5	37,83	82,311	,671	,913
Y6	37,68	79,712	,745	,911
Y10	37,73	82,707	,561	,915
Y11	37,37	83,795	,448	,918
Y12	37,28	82,206	,649	,914
Y15	36,88	84,071	,465	,917
Y16	37,40	80,820	,689	,913
Y17	37,77	81,673	,651	,913
Y18	37,67	81,989	,570	,915
Y20	36,83	87,226	<b><u>,287</u></b>	,920
Y21	37,17	86,209	,379	,918
Y22	37,12	84,037	,609	,915
Y23	36,77	80,182	,623	,914
Y24	37,08	78,620	,710	,912
Y27	37,72	84,444	,502	,916
Y28	37,02	82,864	,664	,914
Y29	37,43	80,284	,747	,911
Y30	37,02	80,559	,633	,914

Keterangan : yang digaris bawah dan dicetak tebal merupakan item gugur

## Reliability Skala Perilaku Seksual Anak Kost

### Putaran IV

#### Case Processing Summary

		N	%
Cases	Valid	60	100,0
	Excluded( a)	0	,0
	Total	60	100,0

a Listwise deletion based on all variables in the procedure.

#### Reliability Statistics

Cronbach's Alpha	N of Items
,920	21

#### Scale Statistics

Mean	Variance	Std. Deviation	N of Items
36,83	87,226	9,339	21

## Item-Total Statistics

	Scale Mean if Item Deleted	Scale Variance if Item Deleted	Corrected Item-Total Correlation	Cronbach's Alpha if Item Deleted
Y1	34,63	81,694	,449	,918
Y2	35,50	81,339	,344	,922
Y3	34,90	81,786	,343	,921
Y4	35,52	80,254	,589	,916
Y5	35,55	79,235	,665	,914
Y6	35,40	76,549	,751	,912
Y10	35,45	79,709	,548	,917
Y11	35,08	80,586	,451	,919
Y12	35,00	78,983	,657	,914
Y15	34,60	80,956	,461	,918
Y16	35,12	77,630	,695	,913
Y17	35,48	78,457	,658	,914
Y18	35,38	78,681	,583	,916
Y21	34,88	83,291	,350	,920
Y22	34,83	80,853	,611	,916
Y23	34,48	77,101	,621	,915
Y24	34,80	75,417	,720	,912
Y27	35,43	81,267	,502	,917
Y28	34,73	79,894	,647	,915
Y29	35,15	77,113	,753	,912
Y30	34,73	77,318	,643	,914

## Reliability Skala Religiusitas (C-2)

### Putaran I

#### Case Processing Summary

		N	%
Cases	Valid	60	100,0
	Excluded( a)	0	,0
	Total	60	100,0


a Listwise deletion based on all variables in the procedure.

#### Reliability Statistics

Cronbach's Alpha	N of Items
,864	30

#### Scale Statistics

Mean	Variance	Std. Deviation	N of Items
83,77	45,368	6,736	30



## Item-Total Statistics

	Scale Mean if Item Deleted	Scale Variance if Item Deleted	Corrected Item-Total Correlation	Cronbach's Alpha if Item Deleted
X1	80,85	43,350	,330	,861
X2	80,70	41,875	,571	,855
X3	80,80	40,298	,681	,851
X4	81,45	39,167	,679	,850
X5	80,55	43,201	<b><u>,275</u></b>	,863
X6	81,73	40,741	,495	,856
X7	80,93	46,301	<b><u>-,152</u></b>	,878
X8	80,60	41,803	,626	,854
X9	81,75	42,462	,375	,860
X10	80,75	43,784	,390	,861
X11	80,75	44,496	<b><u>,274</u></b>	,863
X12	80,05	44,286	<b><u>,145</u></b>	,865
X13	80,73	44,775	<b><u>,093</u></b>	,866
X14	81,85	40,265	,601	,853
X15	81,22	43,630	<b><u>,190</u></b>	,865
X16	80,68	43,813	,326	,861
X17	80,65	41,621	,667	,854
X18	80,67	43,107	,459	,859
X19	81,43	39,843	,616	,852
X20	80,72	43,562	,376	,860
X21	80,88	41,868	,476	,857
X22	80,62	41,630	,685	,853
X23	80,58	41,773	,611	,855
X24	82,05	42,421	,322	,862
X25	80,77	42,114	,477	,857
X26	81,60	44,278	<b><u>,066</u></b>	,872
X27	80,67	42,158	,529	,856
X28	80,83	44,480	<b><u>,116</u></b>	,866
X29	81,62	39,868	,608	,852
X30	80,75	44,835	<b><u>,160</u></b>	,864

Keterangan : yang digaris bawah dan dicetak tebal merupakan item gugur

## Reliability Skala Religiusitas

### Putaran II

#### Case Processing Summary

		N	%
Cases	Valid	60	100,0
	Excluded( a)	0	,0
	Total	60	100,0


a Listwise deletion based on all variables in the procedure.

#### Reliability Statistics

Cronbach's Alpha	N of Items
,899	21

#### Scale Statistics

Mean	Variance	Std. Deviation	N of Items
57,28	37,054	6,087	21





## Item-Total Statistics

	Scale Mean if Item Deleted	Scale Variance if Item Deleted	Corrected Item-Total Correlation	Cronbach's Alpha if Item Deleted
X1	54,37	35,219	,329	,899
X2	54,22	33,766	,596	,893
X3	54,32	32,695	,643	,891
X4	54,97	31,287	,702	,889
X6	55,25	32,665	,521	,895
X8	54,12	33,800	,633	,892
X9	55,27	34,233	,404	,898
X10	54,27	35,826	,329	,899
X14	55,37	32,304	,621	,891
X16	54,20	35,892	<b><u>,263</u></b>	,900
X17	54,17	33,531	,696	,891
X18	54,18	35,203	,411	,897
X19	54,95	31,947	,632	,891
X20	54,23	35,707	,302	,899
X21	54,40	33,736	,500	,895
X22	54,13	33,541	,715	,891
X23	54,10	33,617	,650	,892
X24	55,57	34,182	,348	,900
X25	54,28	34,173	,464	,896
X27	54,18	34,186	,520	,894
X29	55,13	31,846	,641	,891

Keterangan : yang digaris bawah dan dicetak tebal merupakan item gugur

## Reliability Skala Religiusitas

### Putaran III

#### Case Processing Summary

		N	%
Cases	Valid	60	100,0
	Excluded( a)	0	,0
	Total	60	100,0


a Listwise deletion based on all variables in the procedure.

#### Reliability Statistics

Cronbach's Alpha	N of Items
,900	20

#### Scale Statistics

Mean	Variance	Std. Deviation	N of Items
54,20	35,892	5,991	20



## Item-Total Statistics

	Scale Mean if Item Deleted	Scale Variance if Item Deleted	Corrected Item-Total Correlation	Cronbach's Alpha if Item Deleted
X1	51,28	34,173	,311	,900
X2	51,13	32,660	,595	,893
X3	51,23	31,606	,642	,891
X4	51,88	30,206	,703	,889
X6	52,17	31,463	,536	,895
X8	51,03	32,711	,628	,893
X9	52,18	33,034	,417	,898
X10	51,18	34,729	,315	,900
X14	52,28	31,190	,625	,892
X17	51,08	32,451	,691	,891
X18	51,10	34,125	,397	,898
X19	51,87	30,795	,642	,891
X20	51,15	34,638	<b><u>,284</u></b>	,900
X21	51,32	32,627	,500	,896
X22	51,05	32,455	,710	,891
X23	51,02	32,525	,646	,892
X24	52,48	33,034	,352	,901
X25	51,20	33,078	,460	,897
X27	51,10	33,108	,512	,895
X29	52,05	30,658	,657	,891

Keterangan : yang digaris bawah dan dicetak tebal merupakan item gugur

## Reliability Skala Religiusitas

### Putaran IV

#### Case Processing Summary

		N	%
Cases	Valid	60	100,0
	Excluded( a)	0	,0
	Total	60	100,0


a Listwise deletion based on all variables in the procedure.

#### Reliability Statistics

Cronbach's Alpha	N of Items
,900	19

#### Scale Statistics

Mean	Variance	Std. Deviation	N of Items
51,15	34,638	5,885	19



## Item-Total Statistics

	Scale Mean if Item Deleted	Scale Variance if Item Deleted	Corrected Item-Total Correlation	Cronbach's Alpha if Item Deleted
X1	48,23	32,962	,308	,901
X2	48,08	31,434	,601	,894
X3	48,18	30,457	,637	,892
X4	48,83	29,056	,703	,890
X6	49,12	30,105	,563	,895
X8	47,98	31,508	,629	,893
X9	49,13	31,745	,431	,898
X10	48,13	33,575	<b><u>,291</u></b>	,901
X14	49,23	30,080	,615	,893
X17	48,03	31,287	,684	,892
X18	48,05	32,997	,372	,899
X19	48,82	29,712	,630	,892
X21	48,27	31,453	,495	,896
X22	48,00	31,288	,704	,892
X23	47,97	31,321	,648	,893
X24	49,43	31,843	,350	,902
X25	48,15	31,892	,456	,897
X27	48,05	31,879	,517	,896
X29	49,00	29,356	,678	,890

Keterangan : yang digaris bawah dan dicetak tebal merupakan item gugur

## Reliability Skala Religiusitas

### Putaran V

#### Case Processing Summary

		N	%
Cases	Valid	60	100,0
	Excluded(a)	0	,0
	Total	60	100,0

a Listwise deletion based on all variables in the procedure.

#### Reliability Statistics

Cronbach's Alpha	N of Items
,901	18

#### Scale Statistics

Mean	Variance	Std. Deviation	N of Items
48,13	33,575	5,794	18

#### Item-Total Statistics

	Scale Mean if Item Deleted	Scale Variance if Item Deleted	Corrected Item-Total Correlation	Cronbach's Alpha if Item Deleted
X1	45,22	31,901	,312	,901
X2	45,07	30,402	,605	,894
X3	45,17	29,531	,624	,893
X4	45,82	28,051	,707	,890
X6	46,10	29,041	,573	,895
X8	44,97	30,507	,626	,894
X9	46,12	30,647	,444	,899
X14	46,22	29,156	,604	,894
X17	45,02	30,288	,681	,893
X18	45,03	32,033	,353	,900
X19	45,80	28,705	,632	,893
X21	45,25	30,462	,491	,897
X22	44,98	30,288	,702	,892
X23	44,95	30,319	,646	,893
X24	46,42	30,790	,354	,902
X25	45,13	30,897	,451	,898
X27	45,03	30,914	,505	,897
X29	45,98	28,288	,692	,890

The logo of Universitas Katolik Soegijapranata is a yellow shield with a white border. Inside the shield, there is a white cross at the top, a white lotus flower in the center, and a white open book at the bottom. The text "UNIVERSITAS KATOLIK SOEGIJAPRANATA" is written in yellow around the inner edge of the shield.

**LAMPIRAN D : DATA PENELITIAN**

D-1 Data Variabel Perilaku Seksual Anak Kost

D-2 Data Variabel Religiusitas

### Data Variabel Perilaku Seksual Anak Kost (D-1)

No.	Y1	Y2	Y3	Y4	Y5	Y6	Y10	Y11	Y12	Y15	Y16	Y17	Y18
1	0	1	1	0	0	0	0	0	0	0	0	0	0
2	2	0	2	1	0	0	0	3	1	2	1	0	0
3	3	0	2	2	1	0	2	1	0	3	1	0	0
4	1	0	1	0	0	0	0	0	0	2	0	0	0
5	3	3	3	3	3	3	3	3	3	3	3	3	2
6	2	2	2	1	2	0	2	0	0	3	1	1	0
7	3	1	2	1	0	0	0	3	0	2	1	0	0
8	1	0	1	1	2	1	2	3	2	1	1	1	2
9	2	2	3	2	1	2	2	3	2	3	2	2	3
10	2	1	3	2	2	2	2	2	2	2	2	2	3
11	1	0	3	2	2	1	2	1	1	3	3	1	1
12	2	2	3	3	2	2	2	2	2	3	3	1	1
13	3	1	3	2	2	2	2	2	1	3	2	1	1
14	3	1	3	2	2	2	2	2	2	3	2	1	1
15	1	1	1	0	0	0	1	0	2	0	0	0	0
16	2	2	1	2	1	1	1	0	2	2	2	1	2
17	2	2	3	1	1	1	1	2	2	2	2	1	2
18	2	2	1	2	1	2	1	2	3	2	2	1	2
19	2	2	3	1	1	2	1	2	2	2	1	2	2
20	2	1	2	1	1	1	1	1	2	2	1	2	1
21	3	1	2	1	1	2	1	2	2	2	1	1	2
22	3	2	2	1	1	2	1	2	2	2	2	1	2
23	2	2	2	1	2	1	1	2	2	2	2	1	2
24	2	2	3	1	1	2	1	2	2	2	2	2	1
25	2	0	2	1	1	1	2	2	2	2	1	2	1
26	2	0	1	2	1	1	1	2	2	2	1	1	2
27	2	1	3	1	1	2	1	2	2	2	2	1	1
28	2	1	1	1	1	1	1	2	2	2	2	2	1
29	2	1	1	1	2	1	0	1	2	3	1	2	1
30	2	3	1	1	1	2	1	2	2	2	2	1	2
31	2	2	1	1	2	2	2	2	2	3	3	3	2
32	2	2	1	1	2	1	1	2	2	3	3	2	1
33	2	2	1	1	2	2	1	2	2	3	2	1	2
34	2	3	3	1	2	1	2	2	2	3	2	1	1
35	2	0	2	1	1	2	1	2	2	2	2	1	2
36	3	2	2	1	1	1	1	2	2	3	2	2	1
37	3	1	3	2	1	1	2	1	2	3	2	2	2
38	2	1	2	1	1	2	2	1	2	3	2	2	1
39	3	1	2	1	1	1	1	2	2	3	2	2	1
40	2	2	2	1	1	2	2	2	2	2	2	1	1
41	3	2	2	2	2	3	2	2	3	2	2	1	3
42	2	2	2	1	1	1	1	2	2	2	1	2	1
43	3	2	3	2	2	2	1	2	2	2	2	2	1
44	2	1	1	1	1	2	1	2	2	3	2	2	1
45	2	1	2	1	1	1	1	2	2	2	1	1	2
46	2	0	2	1	1	1	1	1	2	1	2	1	2
47	2	0	1	2	1	2	1	2	2	2	1	1	2




48	3	2	2	1	1	1	1	2	2	2	1	1	2
49	3	2	3	1	1	2	1	2	2	2	2	2	1
50	2	1	1	1	1	1	1	2	2	3	3	2	1
51	2	2	2	1	1	2	2	2	2	2	1	1	2
52	2	1	1	2	1	1	2	1	3	1	2	1	2
53	2	1	3	1	1	2	1	1	2	2	2	2	2
54	2	2	1	1	1	1	1	1	2	2	2	1	2
55	3	2	2	2	1	3	2	2	2	3	2	2	2
56	3	0	2	2	2	2	3	3	2	3	3	2	2
57	2	1	2	2	2	2	2	2	2	2	2	2	2
58	2	1	2	2	2	2	2	2	2	2	2	2	2
59	3	2	1	1	2	2	2	2	1	2	1	1	2
60	3	2	1	1	2	1	3	1	2	2	1	1	1



No.	Y21	Y22	Y23	Y24	Y27	Y28	Y29	Y30	Total
1	0	1	0	0	0	0	0	0	3
2	2	1	0	0	1	1	0	0	17
3	2	2	0	0	1	2	1	0	23
4	3	0	0	0	0	0	0	0	7
5	3	2	3	2	2	3	3	3	59
6	3	0	2	0	1	2	1	0	25
7	1	1	0	0	0	1	0	3	19
8	2	2	3	2	2	3	2	2	36
9	3	2	2	2	1	2	2	2	45
10	2	2	2	2	2	3	3	3	47
11	2	3	3	3	2	3	1	2	40
12	3	3	3	3	2	3	3	3	51
13	3	3	3	3	1	3	1	2	44
14	3	2	3	3	1	2	1	2	43
15	1	2	2	0	1	2	0	1	15
16	1	2	3	2	1	3	1	2	34
17	2	2	2	2	2	2	2	2	38
18	1	2	2	3	2	2	2	3	40
19	2	2	3	3	1	2	2	3	41
20	2	2	3	2	2	3	2	1	35
21	2	2	3	3	1	2	2	3	39
22	2	2	3	3	1	2	2	3	41
23	2	2	3	3	2	2	2	3	41
24	2	2	3	3	1	2	2	2	40
25	2	2	3	2	0	2	2	2	34
26	2	2	3	2	1	2	2	2	34
27	1	2	2	2	1	2	2	3	36
28	2	2	3	2	2	2	2	2	36
29	2	2	2	2	1	2	2	3	34
30	1	2	2	3	2	2	1	3	38
31	2	2	3	3	2	2	3	3	47
32	2	2	3	2	2	2	2	2	40
33	2	2	3	2	1	2	1	2	38
34	2	2	3	1	1	2	2	2	40
35	2	2	3	3	1	2	1	2	36
36	2	2	2	3	2	2	2	2	40
37	2	2	2	3	2	3	2	2	43
38	2	2	3	2	2	2	2	2	39
39	2	2	3	2	2	2	2	2	39
40	2	2	2	2	2	2	2	3	40
41	2	3	2	2	2	2	2	2	46
42	2	2	3	3	2	2	2	2	38
43	2	2	3	2	1	2	2	2	42
44	2	2	2	2	2	3	2	2	38
45	2	2	2	2	2	2	2	2	35
46	2	2	2	2	1	2	2	2	32
47	2	2	3	2	1	2	2	2	35
48	2	2	2	2	2	2	2	2	37
49	2	2	3	3	1	2	2	2	41

50	2	2	2	2	2	2	2	2	37
51	2	3	2	2	1	2	1	3	38
52	2	2	2	2	1	2	1	3	35
53	2	2	3	2	2	3	1	2	39
54	1	2	3	2	2	2	1	2	34
55	2	2	2	2	1	2	2	3	44
56	2	2	2	2	1	2	2	3	45
57	2	2	2	2	2	2	2	2	41
58	2	3	2	2	2	2	2	2	42
59	1	2	3	2	1	2	2	2	37
60	2	3	3	2	1	3	2	2	40



### Data Variabel Religiusitas (D-2)

NO.	X1	X2	X3	X4	X6	X8	X9	X14	X17	X18	X19	X21	X22
1	4	4	4	4	3	4	3	3	4	4	2	4	4
2	2	3	3	3	1	3	2	2	4	4	4	3	3
3	2	4	4	1	3	3	2	2	4	4	3	3	4
4	3	4	4	3	1	4	1	3	4	4	3	4	4
5	3	3	2	2	1	2	2	2	3	2	2	3	3
6	3	4	3	2	2	3	1	2	3	3	2	3	3
7	2	3	4	2	2	3	1	2	3	4	3	3	4
8	3	3	3	2	3	4	3	2	4	3	2	3	3
9	3	3	3	2	2	4	2	1	3	3	2	3	3
10	3	3	3	2	2	3	2	1	3	4	2	3	3
11	4	4	4	4	3	4	3	3	4	3	4	4	4
12	3	4	4	4	3	4	3	3	4	3	4	4	4
13	3	4	4	4	4	4	3	3	4	3	4	3	4
14	3	3	4	4	4	4	3	3	3	3	4	3	3
15	3	3	3	2	1	4	2	3	3	3	4	4	4
16	2	3	3	2	1	3	2	1	3	3	2	2	2
17	3	3	3	2	2	3	1	2	3	3	2	3	3
18	2	3	3	2	2	3	2	1	3	3	2	3	3
19	2	3	2	1	1	3	2	1	3	3	2	2	3
20	3	3	2	3	2	3	2	2	3	3	2	3	3
21	3	4	2	3	2	3	2	1	3	3	2	3	4
22	3	3	3	2	2	3	2	1	3	3	2	3	3
23	3	3	3	3	3	3	3	2	3	3	3	3	3
24	3	3	3	2	2	3	2	2	3	3	2	3	3
25	3	3	3	2	2	3	2	2	3	3	2	3	3
26	3	3	3	2	2	3	2	1	3	3	2	3	3
27	3	3	3	3	2	3	2	1	3	3	2	3	3
28	3	2	3	2	2	3	2	1	3	3	2	2	3
29	3	3	3	2	2	3	2	2	3	3	2	3	3
30	3	2	3	2	2	3	2	2	3	3	2	2	3
31	3	2	2	2	2	3	2	2	3	3	2	3	3
32	3	3	3	2	2	3	2	2	3	3	2	3	3
33	3	3	2	3	2	3	3	2	2	3	3	3	3
34	3	3	3	2	2	3	2	2	3	3	2	3	3
35	3	3	3	2	2	3	2	2	3	3	2	2	3
36	3	3	3	2	2	3	2	2	3	3	2	2	3
37	3	3	3	2	2	3	2	2	3	3	2	3	3
38	3	3	2	2	2	3	2	2	3	3	2	3	3
39	3	3	2	2	2	3	2	2	3	3	2	3	3
40	3	3	2	2	2	3	2	2	3	3	2	2	3
41	3	3	3	2	2	3	2	2	3	3	2	2	3
42	3	3	3	2	2	3	2	2	3	3	2	3	3
43	3	3	3	2	2	3	2	3	3	3	2	3	3
44	3	3	3	3	3	3	3	3	3	3	2	3	3
45	3	3	3	2	3	3	2	2	3	3	2	3	3
46	3	3	3	2	2	3	2	2	3	3	2	3	3
47	3	2	3	3	2	3	2	2	3	3	2	2	3

48	2	3	3	2	2	3	2	2	3	3	2	3	3
49	3	3	2	3	2	3	2	2	3	3	2	2	3
50	3	3	3	2	2	3	2	2	3	3	2	3	3
51	3	3	3	2	2	3	2	2	3	3	2	3	3
52	3	3	3	2	1	3	2	2	3	3	2	3	3
53	4	3	3	3	2	3	2	2	4	4	3	2	4
54	2	3	3	2	1	3	2	2	3	3	2	3	3
55	3	3	3	2	1	3	2	1	3	3	2	3	3
56	3	3	3	2	1	3	1	1	3	3	2	2	3
57	3	3	3	2	2	3	2	2	3	3	3	3	3
58	3	3	3	2	2	3	1	1	3	3	2	3	3
59	3	3	3	2	2	4	1	1	2	3	3	3	3
60	3	3	3	2	2	4	1	2	3	3	2	3	3



NO.	X23	X24	X25	X27	X29	Total
1	4	2	4	4	3	63
2	3	2	3	3	2	50
3	4	1	4	3	3	55
4	4	3	4	4	1	58
5	3	1	3	3	1	47
6	3	2	4	4	2	52
7	4	1	3	4	2	30
8	4	1	3	3	3	52
9	3	1	3	3	3	47
10	4	1	4	3	3	49
11	4	3	4	4	4	67
12	4	3	4	4	4	66
13	4	3	3	4	4	65
14	3	2	3	3	4	59
15	4	1	3	1	2	50
16	3	2	3	3	2	40
17	3	2	3	3	2	46
18	3	1	3	3	2	44
19	3	2	3	3	2	39
20	3	1	3	3	2	46
21	4	2	3	3	2	49
22	3	1	3	3	2	46
23	3	1	3	3	3	51
24	3	2	3	3	2	47
25	3	1	3	3	2	46
26	3	2	3	3	2	46
27	3	2	2	3	2	46
28	3	2	3	3	2	44
29	3	1	2	3	2	45
30	3	2	3	3	2	45
31	3	2	3	3	2	45
32	3	2	2	3	2	46
33	3	2	2	3	2	47
34	3	2	3	3	2	47
35	3	2	2	3	2	46
36	3	2	3	3	2	46
37	3	2	2	3	2	46
38	3	1	3	3	2	45
39	3	2	3	3	2	46
40	3	2	3	3	2	45
41	3	2	3	3	2	46
42	3	2	3	3	2	47
43	3	2	3	3	2	48
44	3	2	3	3	2	51
45	2	2	3	3	2	47
46	3	1	3	3	2	46
47	3	2	3	3	2	47
48	3	2	3	3	2	46
49	3	3	2	3	2	46

50	3	2	3	3	2	47
51	3	1	3	3	2	46
52	3	1	3	3	2	47
53	4	2	3	4	2	54
54	3	1	3	3	2	44
55	3	1	3	3	2	44
56	3	2	3	3	1	42
57	3	1	3	3	2	47
58	3	2	3	3	1	44
59	3	1	3	3	1	44
60	3	1	3	3	2	46





## **LAMPIRAN E : UJI ASUMSI**

E-1 Uji Normalitas Sebaran

E-2 Uji Linieritas Sebaran



## UJI NORMALITAS (E-1)

### NPar Tests

#### One-Sample Kolmogorov-Smirnov Test

		Religiusitas	Perilaku Seksual
N		60	60
Normal Parameters(a,b)	Mean	48,13	36,83
	Std. Deviation	5,794	9,339
Most Extreme Differences	Absolute	,278	,247
	Positive	,278	,113
	Negative	-,171	-,247
Kolmogorov-Smirnov Z		2,150	1,917
Asymp. Sig. (2-tailed)		,000	,001

a. Test distribution is Normal.

b. Calculated from data.

### Explore

#### Case Processing Summary

	Cases					
	Valid		Missing		Total	
	N	Percent	N	Percent	N	Percent
Religiusitas	60	100,0%	0	,0%	60	100,0%

#### Descriptives

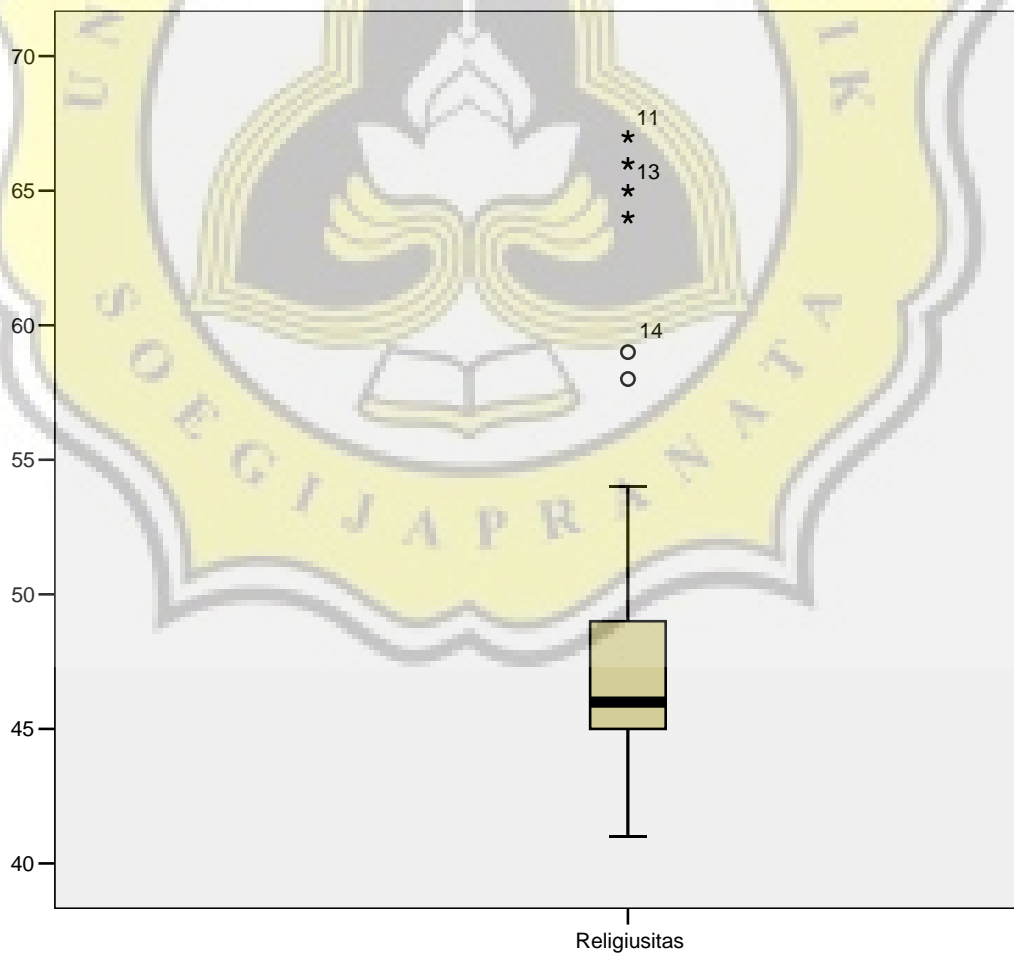
			Statistic	Std. Error
Religiusitas	Mean		48,13	,748
	95% Confidence Interval for Mean	Lower Bound	46,64	
		Upper Bound	49,63	
	5% Trimmed Mean		47,52	
	Median		46,00	
	Variance		33,575	
	Std. Deviation		5,794	
	Minimum		41	
	Maximum		67	
	Range		26	
	Interquartile Range		4	
	Skewness		1,979	,309
	Kurtosis		3,665	,608

# Religiusitas

Religiusitas Stem-and-Leaf Plot

Frequency	Stem & Leaf
2,00	4 . 11
2,00	4 . 22
14,00	4 . 44444455555555
24,00	4 . 666666666666666677777777
4,00	4 . 8999
5,00	5 . 00011
1,00	5 . 2
2,00	5 . 44
6,00	Extremes (>=58)

Stem width: 10  
 Each leaf: 1 case(s)



## NPar Tests

### One-Sample Kolmogorov-Smirnov Test

		Religiusitas	Perilaku Seksual
N		57	57
Normal Parameters(a,b)	Mean	47,32	36,54
	Std. Deviation	4,599	9,489
Most Extreme Differences	Absolute	,264	,254
	Positive	,264	,126
	Negative	-,165	-,254
Kolmogorov-Smirnov Z		1,995	1,917
Asymp. Sig. (2-tailed)		,001	,001

a Test distribution is Normal.

b Calculated from data.

## Explore

### Case Processing Summary

	Cases					
	Valid		Missing		Total	
	N	Percent	N	Percent	N	Percent
Religiusitas	57	100,0%	0	,0%	57	100,0%

### Descriptives

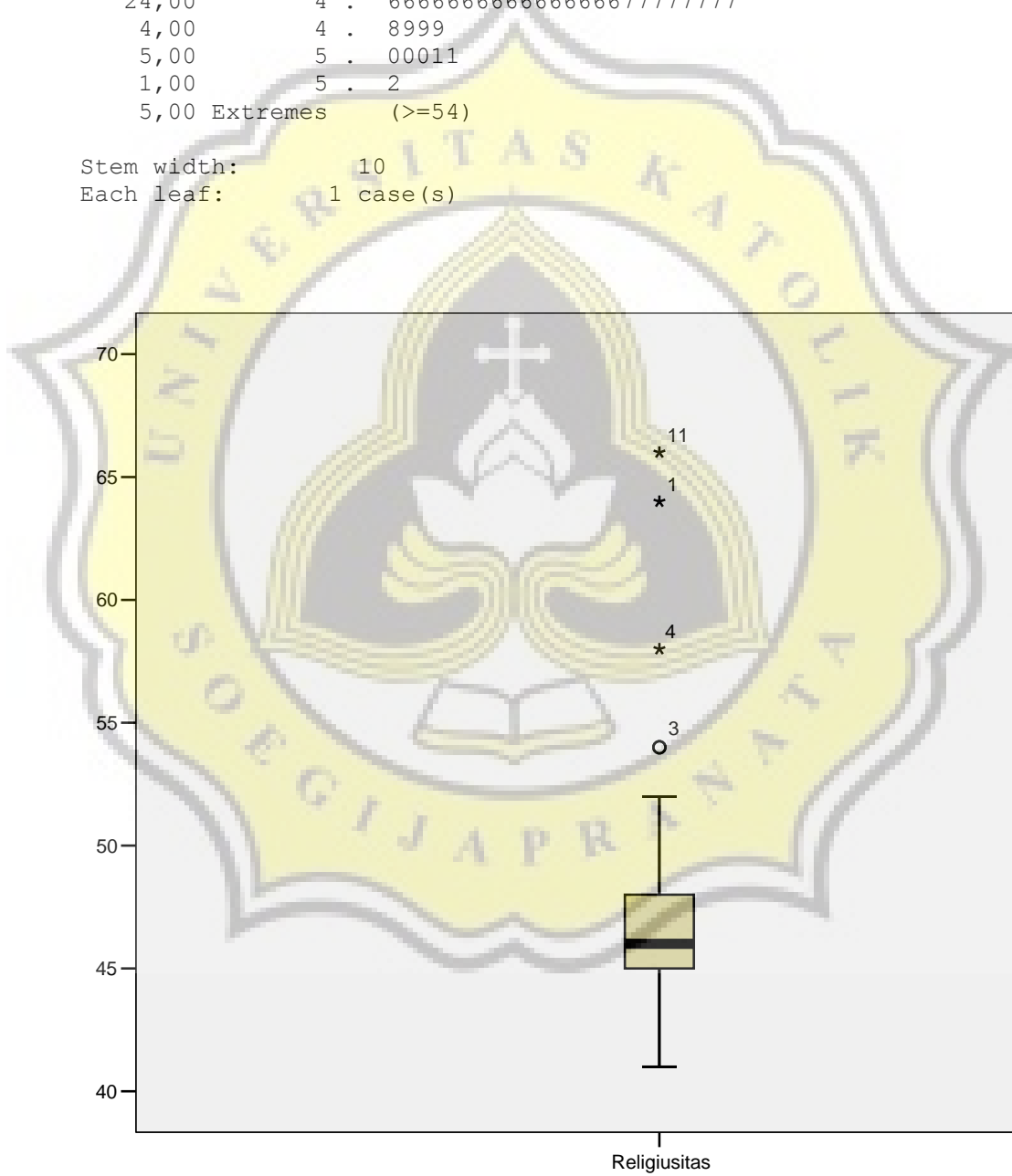
		Statistic	Std. Error	
Religiusitas	Mean	47,32	,609	
	95% Confidence Interval for Mean	Lower Bound	46,10	
		Upper Bound	48,54	
	5% Trimmed Mean	46,78		
	Median	46,00		
	Variance	21,148		
	Std. Deviation	4,599		
	Minimum	41		
	Maximum	66		
	Range	25		
	Interquartile Range	4		
	Skewness	2,302	,316	
	Kurtosis	6,752	,623	

## Religiusitas

Religiusitas Stem-and-Leaf Plot

Frequency	Stem & Leaf
2,00	4 . 11
2,00	4 . 22
14,00	4 . 44444455555555
24,00	4 . 666666666666666677777777
4,00	4 . 8999
5,00	5 . 00011
1,00	5 . 2
5,00	Extremes (>=54)

Stem width: 10  
 Each leaf: 1 case(s)



## NPar Tests

### One-Sample Kolmogorov-Smirnov Test

		Religiusitas	Perilaku Seksual
N		53	53
Normal Parameters(a,b)	Mean	46,32	37,72
	Std. Deviation	2,578	7,042
Most Extreme Differences	Absolute	,191	,204
	Positive	,191	,132
	Negative	-,116	-,204
Kolmogorov-Smirnov Z		1,391	1,489
Asymp. Sig. (2-tailed)		,042	,024

a. Test distribution is Normal.

b. Calculated from data.

## Explore

### Case Processing Summary

	Cases					
	Valid		Missing		Total	
	N	Percent	N	Percent	N	Percent
Religiusitas	53	100,0%	0	,0%	53	100,0%

### Descriptives

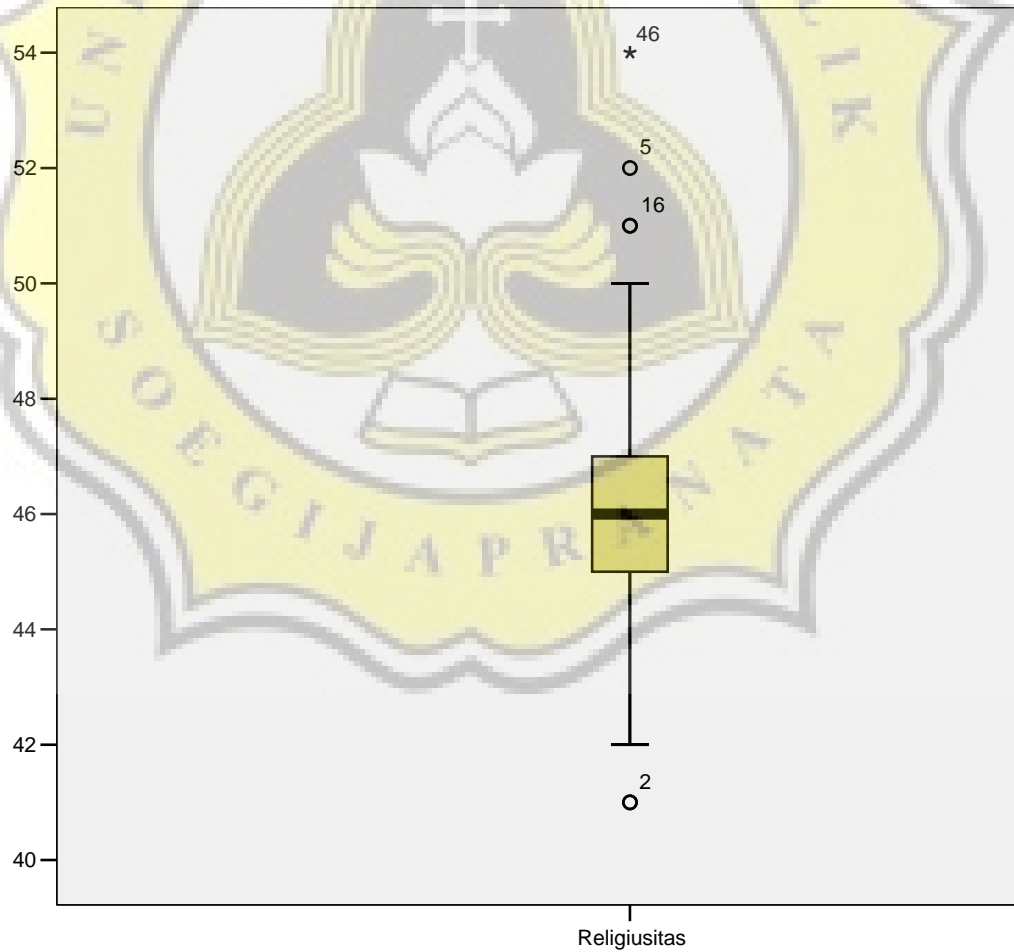
		Statistic	Std. Error	
Religiusitas	Mean	46,32	,354	
	95% Confidence Interval for Mean	Lower Bound	45,61	
		Upper Bound	47,03	
	5% Trimmed Mean	46,26		
	Median	46,00		
	Variance	6,645		
	Std. Deviation	2,578		
	Minimum	41		
	Maximum	54		
	Range	13		
	Interquartile Range	2		
	Skewness	,582	,327	
	Kurtosis	1,066	,644	

## Religiusitas

Religiusitas Stem-and-Leaf Plot

Frequency	Stem &	Leaf
4,00	Extremes	(=<42,0)
6,00	44	. 000000
8,00	45	. 00000000
16,00	46	. 000000000000000000
8,00	47	. 00000000
1,00	48	. 0
3,00	49	. 000
7,00	Extremes	(>=50,0)

Stem width: 1  
Each leaf: 1 case(s)



## NPar Tests

### One-Sample Kolmogorov-Smirnov Test

		Religiusitas	Perilaku Seksual
N		49	49
Normal Parameters(a,b)	Mean	46,06	37,22
	Std. Deviation	2,045	6,612
Most Extreme Differences	Absolute	,185	,211
	Positive	,185	,100
	Negative	-,141	-,211
Kolmogorov-Smirnov Z		1,298	1,476
Asymp. Sig. (2-tailed)		,069	,026

a. Test distribution is Normal.

b. Calculated from data.

## Explore

### Case Processing Summary

	Cases					
	Valid		Missing		Total	
	N	Percent	N	Percent	N	Percent
Perilaku Seksual	49	100,0%	0	,0%	49	100,0%

### Descriptives

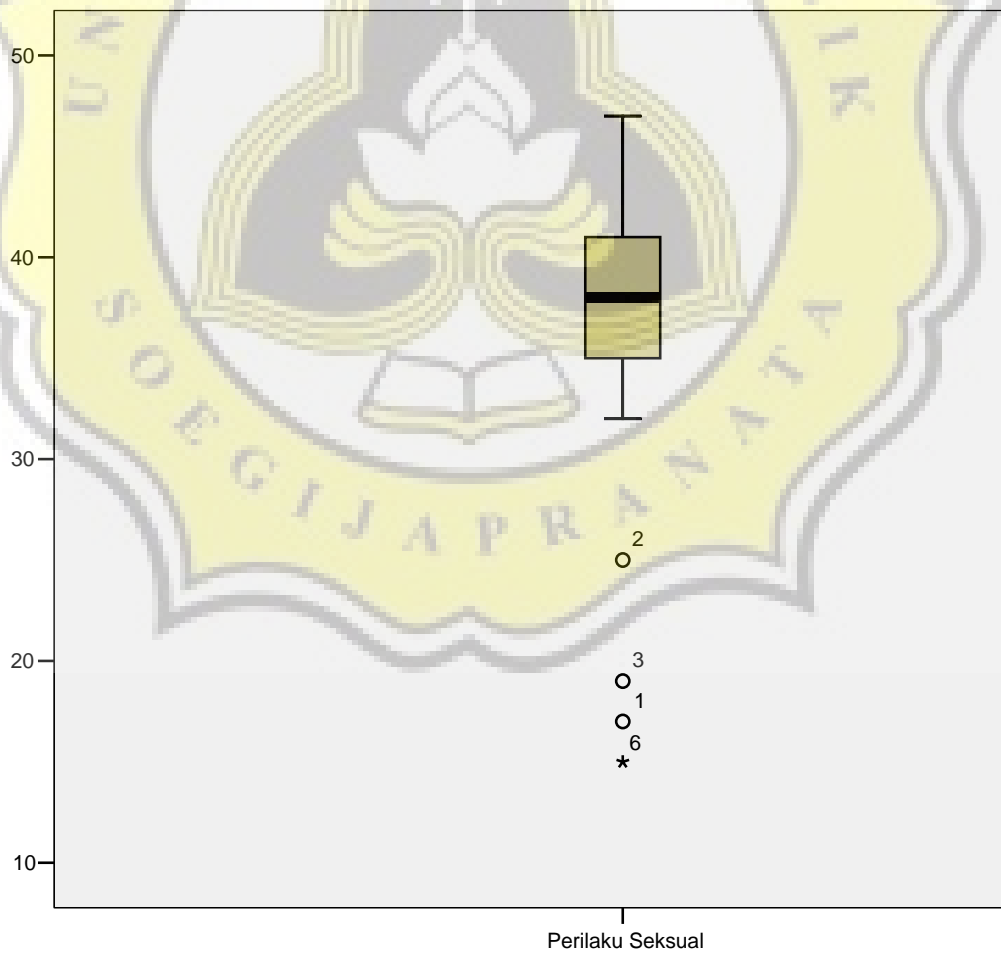
		Statistic	Std. Error
Perilaku Seksual	Mean	37,22	,945
	95% Confidence Interval for Mean		
	Lower Bound	35,33	
	Upper Bound	39,12	
	5% Trimmed Mean	37,86	
	Median	38,00	
	Variance	43,719	
	Std. Deviation	6,612	
	Minimum	15	
	Maximum	47	
	Range	32	
	Interquartile Range	6	
	Skewness	-1,742	,340
	Kurtosis	3,955	,668

## Perilaku Seksual

Perilaku Seksual Stem-and-Leaf Plot

Frequency	Stem &	Leaf
4,00	Extremes	(=<25)
,00	3 .	
1,00	3 .	2
9,00	3 .	444445555
6,00	3 .	666777
11,00	3 .	88888899999
9,00	4 .	000001111
3,00	4 .	223
3,00	4 .	455
3,00	4 .	667

Stem width: 10  
Each leaf: 1 case(s)





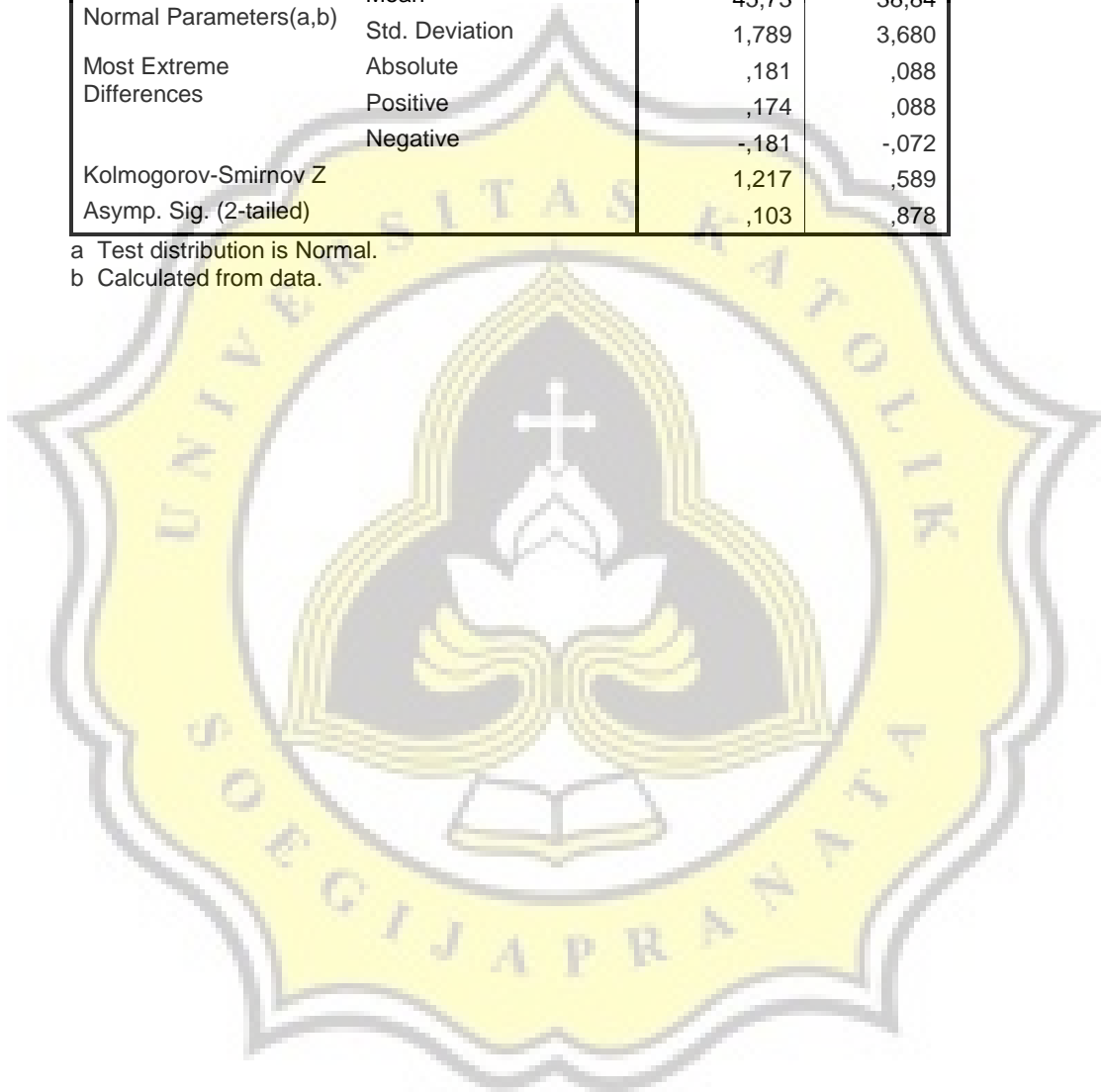
## NPar Tests

### One-Sample Kolmogorov-Smirnov Test

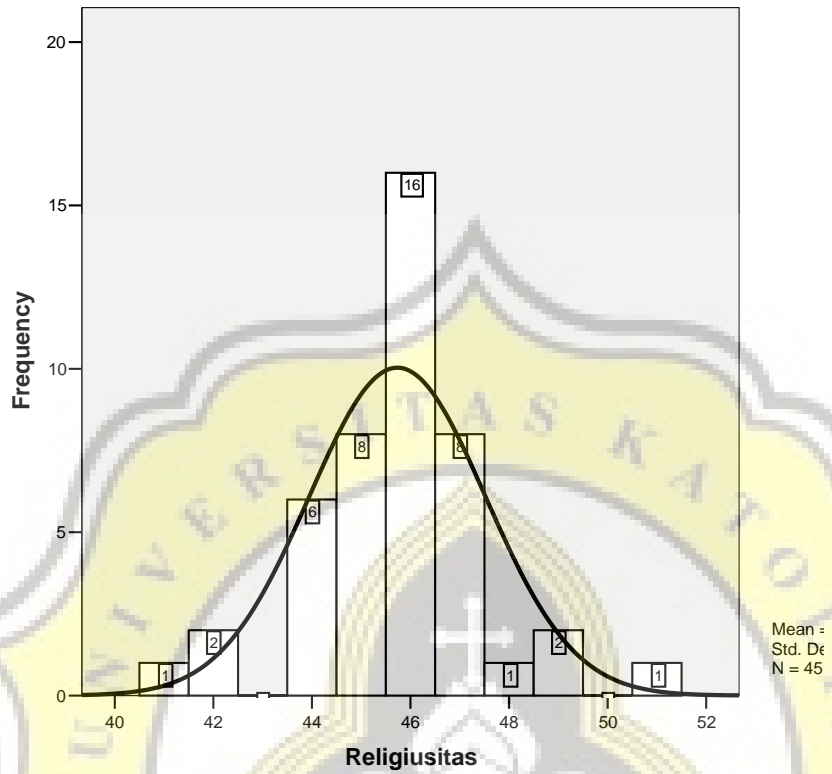
		Religiusitas	Perilaku Seksual
N		45	45
Normal Parameters(a,b)	Mean	45,73	38,84
	Std. Deviation	1,789	3,680
Most Extreme Differences	Absolute	,181	,088
	Positive	,174	,088
	Negative	-,181	-,072
Kolmogorov-Smirnov Z		1,217	,589
Asymp. Sig. (2-tailed)		,103	,878

a Test distribution is Normal.

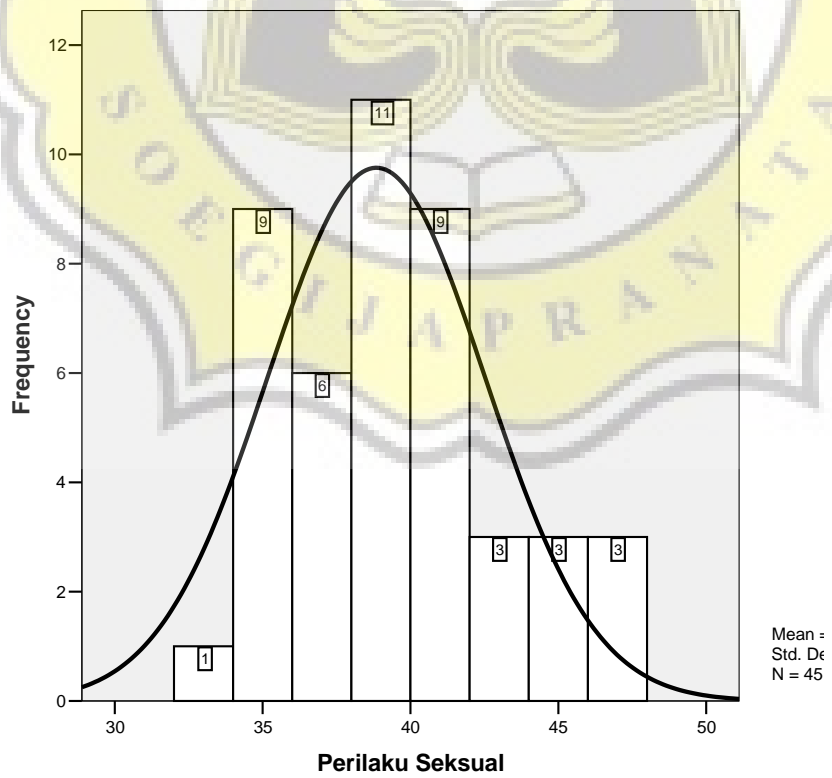
b Calculated from data.



Graph



Graph



## UJI LINIERITAS (E-2)

### Curve Fit

#### Model Description

Model Name		MOD_1
Dependent Variable	1	Perilaku Seksual
Equation	1	Linear
	2	Quadratic
	3	Cubic
Independent Variable		Religiusitas
Constant		Included
Variable Whose Values Label Observations in Plots		Unspecified
Tolerance for Entering Terms in Equations		,0001

#### Case Processing Summary

	N
Total Cases	45
Excluded Cases(a)	0
Forecasted Cases	0
Newly Created Cases	0

a. Cases with a missing value in any variable are excluded from the analysis.

#### Variable Processing Summary

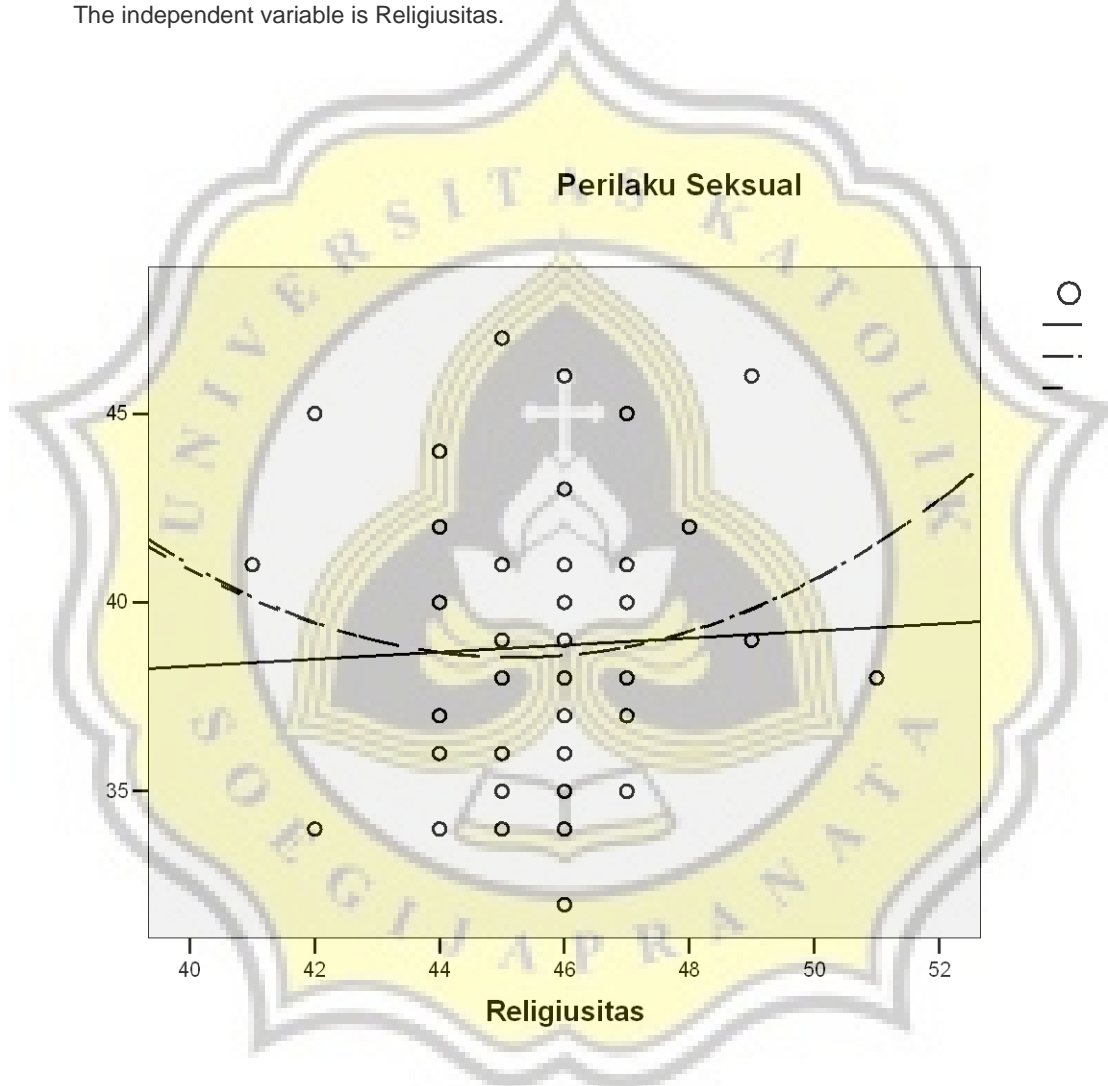
	Variables	
	Dependent	Independent
	Perilaku Seksual	Religiusitas
Number of Positive Values	45	45
Number of Zeros	0	0
Number of Negative Values	0	0
Number of Missing Values	User-Missing	0
	System-Missing	0

### Model Summary and Parameter Estimates

Dependent Variable: Perilaku Seksual


Equation	Model Summary					Parameter Estimates			
	R Square	F	df1	df2	Sig.	Constant	b1	b2	b3
Linear	,002	,089	1	43	,767	34,579	,093		
Quadratic	,023	,503	2	42	,608	223,729	-8,191	,091	
Cubic	,023	,484	2	42	,620	157,817	-3,953	,000	,001

The independent variable is Religiusitas.



**LAMPIRAN F : ANALISIS DATA**

*Analisis Korelasi Product Moment*




## Correlations

### Descriptive Statistics

	Mean	Std. Deviation	N
Religiusitas	45,73	1,789	45
Perilaku Seksual	38,84	3,680	45

### Correlations

		Religiusitas	Perilaku Seksual
Religiusitas	Pearson Correlation	1	,045
	Sig. (1-tailed)		,384
	N	45	45
Perilaku Seksual	Pearson Correlation	,045	1
	Sig. (1-tailed)	,384	
	N	45	45



## **LAMPIRAN G : SURAT PENELITIAN**

G-1 Surat Ijin Penelitian

G-2 Surat Keterangan Penelitian

