


**ARCHITECTURE FINAL PROJECT
LXXIX Period, Year 2020/2021**

**THEORETICAL AND PROGRAM BASIS
RESEARCH AND REHABILITATION
CENTRE FOR SHARKS IN RAJA AMPAT
REGENCY USING ORGANIC
ARCHITECTURE APPROACH**

**Filed to partially meet the requirements to achieve Bachelor of Architecture
Degree**



Author :

**Jonathan Aditya W
(17.A1.0022)**

Supervisor:

Dr. Ir. Alb Sidharta M.S.A.

NIDN: 0612065701

**ARCHITECTURE PROGRAM
ARCHITECTURE AND DESIGN FACULTY
SOEGIJAPRANATA CATHOLIC UNIVERSITY
SEMARANG**

ORIGINALITY STATEMENT

Signed below:


Name : Jonathan Aditya Widiatmo

Student number : 17.A1.0022

Program : Architecture

Faculty : Faculty of Architecture and Design

Hereby declared that the Final Project Report with the title RESEARCH AND REHABILITATION CENTRE FOR SHARKS IN RAJA AMPAT REGENCY USING ORGANIC ARCHITECTURE APPROACH is free of plagiarism. However, if proven to have committed plagiarism, the author are willing to accept penalties in accordance with applicable regulations.



Semarang, 15 July 2021

Stated by,



Jonathan Aditya. W

NIM: 17.A1.0022

ENDORSEMENT PAGE



Final Project : RESEARCH AND REHABILITATION CENTRE FOR
Title SHARKS IN RAJA AMPAT REGENCY USING
ORGANIC ARCHITECTURE APPROACH

Submitted by : Jonathan Aditya Widiatmo

Student number : 17.A1.0022

Approval date : 23 March 2021

Approved by

Supervisor : Dr. Ir. Alb Sidharta M.S.A.

Examiner 1 : Dr. Ir. V G Sri Rejeki M.T.

Examiner 2 : Dr. Ir. A. Rudyanto Soesilo M.S.A.

Examiner 3 : Ir. Ch. Koesmartadi M.T.

Head of Study : Christian Moniaga S.T., M. Ars

Program

Dean : Dr. Dra. B. Tyas Susanti M.A.

This page is a legitimate page and can be verified through the address below.
sintak.unika.ac.id/skripsi/verifikasi/?id=17.A1.0022

STATEMENT PAGE OF SCIENTIFIC WORK PUBLICATION FOR ACADEMIC INTEREST

Signed below:

Name : Jonathan Aditya Widiatmo
Student number : 17.A1.0022
Program : Architecture
Faculty : Faculty of Architecture and Design

Approved to grant Soegijapranata Catholic University Semarang Non-Exclusive Royalty Free Rights for scientific work entitled “RESEARCH AND REHABILITATION CENTRE FOR SHARKS IN RAJA AMPAT REGENCY USING ORGANIC ARCHITECTURE APPROACH “. With this Non-exclusive Royalty Free Right, Soegijapranata Catholic University has the right to store, transfer media/format, manage in the form of a database, maintain, and publish this final project as long as the author keep his name as the author/creator and as the copyright owner.

Thus the statement made truly.

Semarang, 15 July 2021

Stated by,



Jonathan Aditya. W

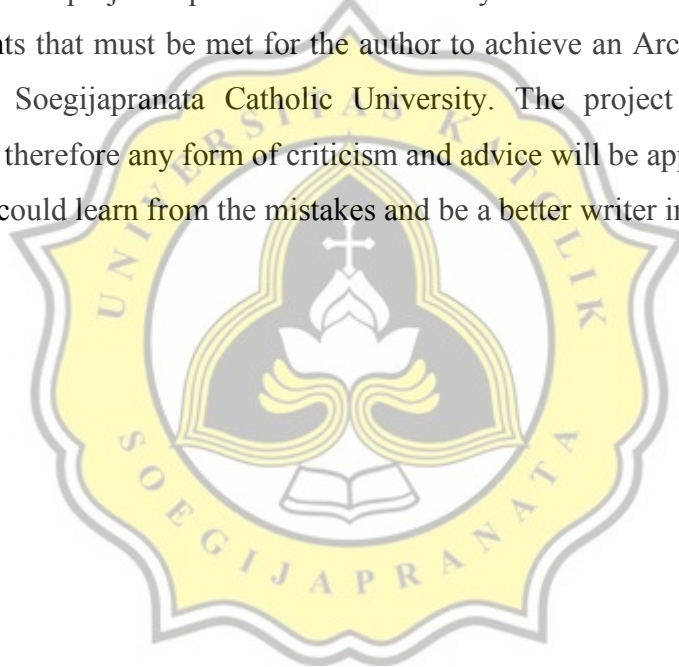
NIM: 17.A1.0022

PREFACE

First of all the author would like to praise the God Almighty for his blessings therefore the project can be finished on time. Without His help, this project cannot be done.

The author would like to thank you to Mr Albertus Sidharta as the author's supervisor for the lessons that has been provided to the author therefore the author could finish the project in time. The author would furthermore like to thank you to Mrs Yulita Titik as a lecturer who guided the entire process of this course.

This final project represents all of the study the author has been through as a requirements that must be met for the author to achieve an Architecture Bachelor Degree in Soegijapranata Catholic University. The project is still far from perfection, therefore any form of criticism and advice will be appreciated therefore the author could learn from the mistakes and be a better writer in the future.



Author

A handwritten signature in blue ink, appearing to read 'Jonathan Aditya W.', with a large, sweeping flourish at the end.

Jonathan Aditya. W

NIM: 17.A1.0022

TABLE OF CONTENTS

COVER.....	i
ORIGINALITY STATEMENT.....	ii
ENDORSEMENT PAGE.....	iii
STATEMENT PAGE OF SCIENTIFIC WORK PUBLICATION FOR ACADEMIC INTEREST.....	iv
PREFACE.....	v
TABLE OF CONTENTS.....	vi
TABLE OF FIGURES.....	viii
TABLE OF TABLES.....	xi
ABSTRACT.....	xiv
CHAPTER 1: INTRODUCTION	
1.1. Background.....	1
1.2. Problem Statement.....	3
1.3. Purpose.....	3
1.4. Benefits.....	3
CHAPTER 2: GENERAL OVERVIEW	
2.1. Project Overview.....	5
2.1.1. Project.....	5
2.1.2. Building Function Overview.....	6
2.2. Theme Overview.....	9
2.3. Location Overview.....	10
2.4. Precedential Study.....	11
CHAPTER 3: ARCHITECTURE PROGRAMMING ANALYSIS	
3.1. Building Function Analysis and Programming.....	14
3.2. Site.....	77
3.3. Man-Made Environment Analysis.....	79
3.4. Natural Environment Analysis.....	81

CHAPTER 4: PROBLEM FINDING	
4.1. Problem Analysis.....	87
4.2. Problem Identification.....	89
4.3. Problem Statement.....	90
CHAPTER 5: THEORETICAL BASIS	
5.1. Application of Organic Architecture.....	92
5.2. Application of Structure and Technology Towards Core Issues.	98
CHAPTER 6: DESIGN APPROACH	
6.1. General Concept Approach.....	105
6.2. Users Concept Approach.....	105
6.3. Environment Concept Approach.....	105
6.4. Theme Concept Approach.....	106
CHAPTER 7: DESIGN BASIS	
7.1. Building Layout Design Basis.....	107
7.2. Building From Design Basis.....	108
7.3. Building Structure Design Basis.....	109
7.4. Building Material Design Basis.....	110
7.5. Building Façade Design Basis.....	114
7.6. Site Layout Design Basis.....	114
7.7. Building Utilities Design Basis.....	115
REFERENCES.....	xv

TABLE OF FIGURES

Figure 1. Map of Bird's Head Peninsula region of West Papua, Indonesia...	10
Figure 2. Location of Wayag Island.....	10
Figure 3. Okinawa Churaumi Aquarium in Japan by Yukifusa Kokuba.....	11
Figure 4. Facilities in Okinawa Churaumi Aquarium.....	12
Figure 5. Floorplan of Okinawa Churaumi Aquarium.....	13
Figure 6. Diagram of main user movement flow analysis.....	35
Figure 7. Diagram of supporting user movement flow analysis.....	35
Figure 8. Diagram of manager movement flow analysis.....	36
Figure 9. Tennessee Aquarium concrete tank.....	37
Figure 10. Advanced Aquarium Technologies (AAT) Prefabricated FRP Tanks.....	37
Figure 11. Diagram of room structure.....	77
Figure 12. Building site.....	77
Figure 13. Site documentation 1.....	78
Figure 14. Site documentation 2.....	78
Figure 15. Site documentation 3.....	78
Figure 16. Diving sites near the site.....	79
Figure 17. Raja Ampat Zonation Planning 2011-2030.....	80
Figure 18. Wayag Island bathymetric map.....	85
Figure 19. Mangroves in Wayag Island, Raja Ampat.....	86
Figure 20. Soft and hard corals in Wayag Island, Raja Ampat.....	86
Figure 21. Fluid Pavilion in Yeosu by Peddle Thorpe Architects.....	92
Figure 22. Kinetic façade based on gills.....	93
Figure 23. Kinetic façade of Yeosu Pavilion by soma architecture.....	93

Figure 24. Architectural shape as a response to wind flow.....	94
Figure 25. Architectural buildings on utilizing wind flow.....	96
Figure 26. Left: Church of the Plains by Aalto. Right: Riola Church by Aalto.....	97
Figure 27. Interior of Riola Church by Aalto.....	98
Figure 28. Various systems of VLFS.....	98
Figure 29. Left: Chain/cable, Middle: Tension Leg, Right: Rubber fender-dolphin.....	99
Figure 30. Floating breakwater.....	100
Figure 31. Pontoon VLFS of Singapore’s floating stage.....	101
Figure 32. The process of fuel cells.....	102
Figure 33. RO desalination process.....	103
Figure 34. Findhorn Living Machine System process.....	103
Figure 35. Sketch of building layout.....	107
Figure 36. Sketch of main characteristics of shark.....	108
Figure 37. Sketch of building structure.....	109
Figure 38. Steel structure.....	110
Figure 39. Steel gridshell structure.....	110
Figure 40. Anti static vinyl flooring.....	112
Figure 41. Epoxy flooring.....	113
Figure 42. Marine grade plywood.....	113
Figure 43. The uses of GFRP in One Ocean Thematic Pavilion.....	114
Figure 44. Laminated glass.....	114
Figure 45. One Ocean Thematic Pavilion EXPO 2012 by soma architecture.....	115
Figure 46. Sketch of site layout.....	115
Figure 47. Bloom Energy Server ES5-250kW.....	116
Figure 48. Commercial Reverse Osmosis Diagram.....	117
Figure 49. Commercial Reverse Osmosis RO Systems RO-200.....	117
Figure 50. Waste management room.....	118

Figure 51. Garbage boat.....	119
Figure 52. Living Machine Findhorn.....	119
Figure 53. The Jellyfish Barge floating greenhouse concept.....	120
Figure 54. Living machine and conventional technology comparison.....	121
Figure 55. Skylight on gridshell structure.....	122
Figure 56. Phillips Hue lighting.....	122



TABLE OF TABLES

Table 1. Table of originality.....	3
Table 2. User capacity analysis.....	17
Table 3. Movement activity analysis.....	19
Table 4. Room capacity analysis.....	41
Table 5. Lobby area analysis.....	47
Table 6. Acclimatization area analysis.....	47
Table 7. Benthic quarantine area analysis.....	48
Table 8. Semi pelagic quarantine area analysis.....	48
Table 9. Pelagic quarantine area analysis.....	48
Table 10. Isolation area analysis.....	48
Table 11. Food preparation room area analysis.....	49
Table 12. Water quality laboratory area analysis.....	49
Table 13. Necropsy room area analysis.....	50
Table 14. CT examination room area analysis.....	50
Table 15. CT control room area analysis.....	50
Table 16. X-ray examination room area analysis.....	51
Table 17. Histopathology laboratory area analysis.....	51
Table 18. Computer laboratory area analysis.....	51
Table 19. Public locker room area analysis.....	52
Table 20. Public shower room area analysis.....	52
Table 21. Library area analysis.....	52
Table 22. Vehicles storage area analysis.....	53
Table 23. Equipment storage area analysis.....	53
Table 24. Ticket counter area analysis.....	54
Table 25. Exhibition area area analysis.....	54
Table 26. Mini theatre area analysis.....	54
Table 27. Control booth area analysis.....	55

Table 28. Restaurant area analysis.....	55
Table 29. Kitchen area analysis.....	55
Table 30. Gift shop area analysis.....	56
Table 31. Male restroom area analysis.....	57
Table 32. Female restroom area analysis.....	57
Table 33. Male accessible restroom area analysis.....	57
Table 34. Female accessible restroom area analysis.....	58
Table 35. Director office area analysis.....	58
Table 36. Assistant director office area analysis.....	58
Table 37. Financial office area analysis.....	59
Table 38. General curator office area analysis.....	59
Table 39. Veterinary office area analysis.....	60
Table 40. Registration office area analysis.....	60
Table 41. Research office area analysis.....	61
Table 42. Conservation office area analysis.....	61
Table 43. Head aquarist office area analysis.....	62
Table 44. Operation office area analysis.....	62
Table 45. Public relations office area analysis.....	63
Table 46. Development office area analysis.....	63
Table 47. Marketing office area analysis.....	64
Table 48. Membership office area analysis.....	64
Table 49. Personnel office area analysis.....	65
Table 50. Volunteer room area analysis.....	65
Table 51. General office area analysis.....	65
Table 52. Meeting room area analysis.....	66
Table 53. Manager locker room area analysis.....	66
Table 54. Manager shower room area analysis.....	67
Table 55. Break room area analysis.....	67
Table 56. Cafeteria area analysis.....	67

Table 57. Cafeteria kitchen area analysis.....	68
Table 58. Manager male restroom area analysis.....	68
Table 59. Manager female restroom area analysis.....	69
Table 60. Security room area analysis.....	69
Table 61. Janitor closet area analysis.....	69
Table 62. Garbage room area analysis.....	70
Table 63. Visitor boat docks area analysis.....	70
Table 64. Boat docks area analysis.....	71
Table 65. Heliport area analysis.....	71
Table 66. Hangar area analysis.....	71
Table 67. Courtyard area analysis.....	71
Table 68. Energy server area analysis.....	72
Table 69. Area dimension analysis.....	72
Table 70. Average temperature by month in Raja Ampat Regency.....	81
Table 71. Average humidity by month in Raja Ampat Regency.....	82
Table 72. Average atmospheric pressure by month in Raja Ampat Regency.....	82
Table 73. Average wind velocity by month in Raja Ampat Regency.....	83
Table 74. Average sunshine duration by month in Raja Ampat Regency.....	83
Table 75. Average wave height and direction by month in Raja Ampat Regency.....	84
Table 76. Highest and lowest tide by month in Raja Ampat Regency.....	85
Table 77. Pontoon-type VLFS advantages and disadvantages.....	98
Table 78. Energy server area analysis.....	116

ABSTRACT

Illegal hunting has been one of the many issues that cause an extinction of animals such as sharks. In Indonesia, sharks has been targeted for their fins and meat. The slow process of their reproduction causes a slow growth of sharks resulting in an imbalance between the demands of sharks fins and meat, which cause the near extinction of the shark. Even after Raja Ampat's government has officialy banned any kinds of shark hunting, illegal fishing still occurs. The nearly extinct sharks need more attention for the safety of the ocean and furthermore human. As an answer for this matter, a research facility is needed in the area, especially for sharks therefore sharks in Raja Ampat can be fully recovered and can once again rule the ocean. The research facility furthermore provides a rehabilitation for sharks therefore sharks can be recovered and monitored carefully. As a research facility for sharks, it furthermore act as a tourist attraction which invites visitors from around the globe for a new experience. The building will be located on the waters of Wayag Island using a floating architecture concept therefore researchers can make use of the water easily. The building will be using an organic architecture concept as an approach therefore the building can correlate with the surrounding nature and biodiversity.

Keywords: Architecture, Sharks, Research, Rehabilitation