



**LAMPIRAN I  
HASIL SPSS**

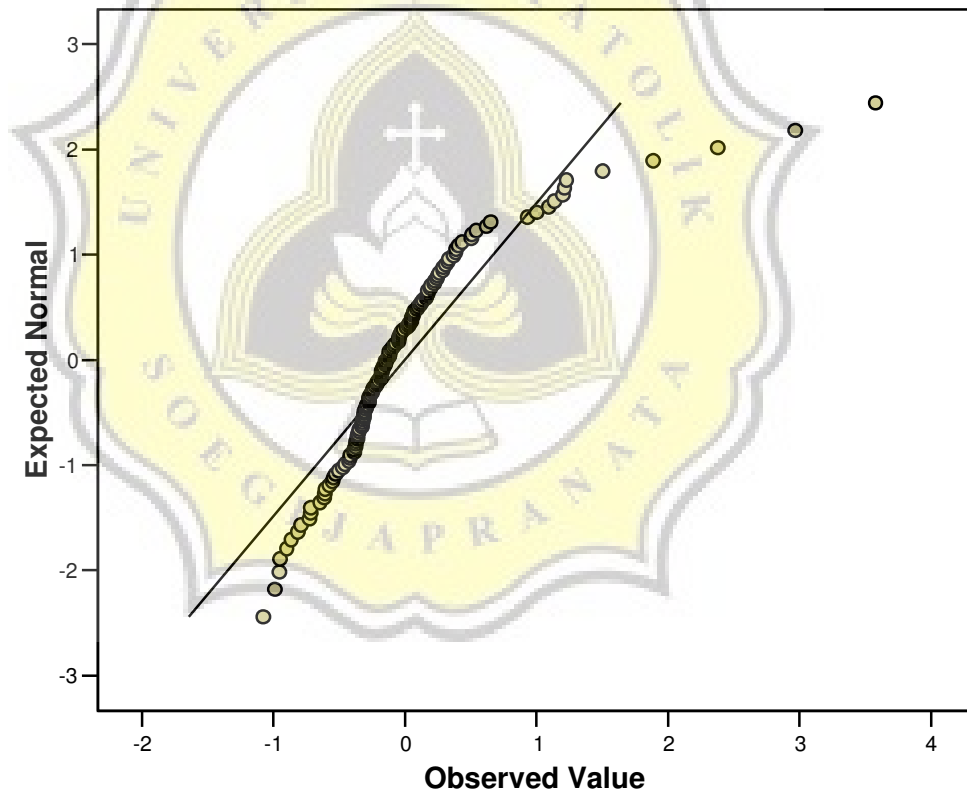
**Model 1**  
**Normalitas (belum normal)**

**Tests of Normality**

	Kolmogorov-Smirnov(a)			Shapiro-Wilk		
	Statistic	df	Sig.	Statistic	df	Sig.
Unstandardized Residual	.150	136	.000	.803	136	.000

a. Lilliefors Significance

**Normal Q-Q Plot of Unstandardized Residual**



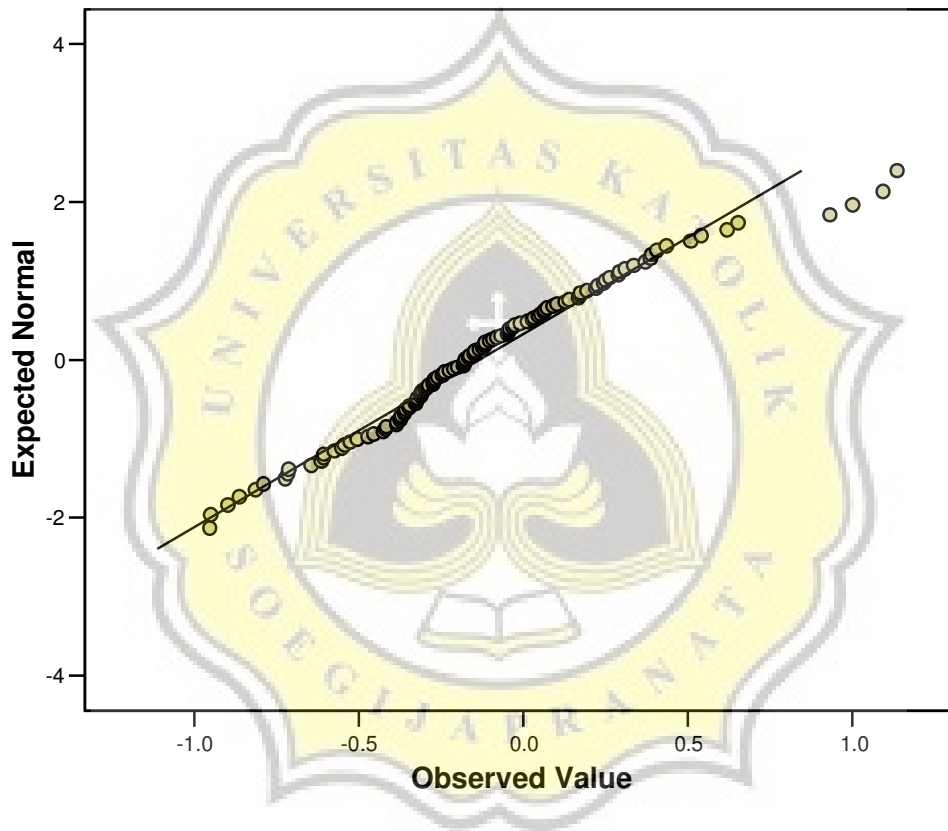
**normalitas (sudah normal)**

**Tests of Normality**

	Kolmogorov-Smirnov(a)			Shapiro-Wilk		
	Statistic	df	Sig.	Statistic	df	Sig.
Unstandardized Residual	.075	120	.091	.969	120	.007

a. Lilliefors Significance Correction

### Normal Q-Q Plot of Unstandardized Residual



### Heterokedastisitas

#### Coefficients(a)

Model		Unstandardized Coefficients		Standardized Coefficients	t	Sig.
		B	Std. Error	Beta		

1	(Constan)	.311	.035		8.832	.000
	LO	.111	.151	.093	.734	.465
	$\Delta$ LO	-.113	.143	-.084	-.790	.431
	AKO	.025	.099	.033	.248	.804
	$\Delta$ AKO	-.154	.086	-.206	-1.782	.077

a Dependent Variable: abs

## multikolinearitas

		Coefficients(a)					Collinearity Statistics		
Model		Unstandardized Coefficients		Standardized Coefficients		t	Sig.	Tolerance	VIF
		B	Std. Error	Beta					
1	(Constan)	-.004	.053			-.071	.944		
	LO	.620	.228	.336		2.721	.008	.516	1.938
	$\Delta$ LO	-.078	.216	-.038		-.362	.718	.719	1.391
	AKO	-.057	.149	-.049		-.384	.701	.476	2.102
	$\Delta$ AKO	.089	.130	.078		.686	.494	.612	1.633

a Dependent Variable: RET

## autokorelasi

Model Summary(b)					
Model	R	R Square	Adjusted R Square	Std. Error of the Estimate	Durbin-Watson
1	.305(a)	.093	.061	.3873032	1.759

a Predictors: (Constant),  $\Delta$ AKO, LO,  $\Delta$ LO, AKO

b Dependent Variable: RET

## Deskriptif

Descriptive Statistics					
	N	Minimum	Maximum	Mean	Std. Deviation
AKO	120	-.8640	1.4490	.197825	.3446116
$\Delta$ AKO	120	-.8420	1.1560	-.004067	.3483826
LO	120	-.1990	1.1080	.220167	.2167614
$\Delta$ LO	120	-.7710	.6220	.000167	.1938152
RET	120	-.7360	1.3570	.121075	.3997779
Valid N (listwise)	120				

## regresi

Model Summary(b)					
Model	R	R Square	Adjusted R Square	Std. Error of the Estimate	Durbin-Watson
1	.305(a)	.093	.061	.3873032	1.759

a Predictors: (Constant),  $\Delta$ AKO, LO,  $\Delta$ LO, AKO

b Dependent Variable: RET

**ANOVA(b)**

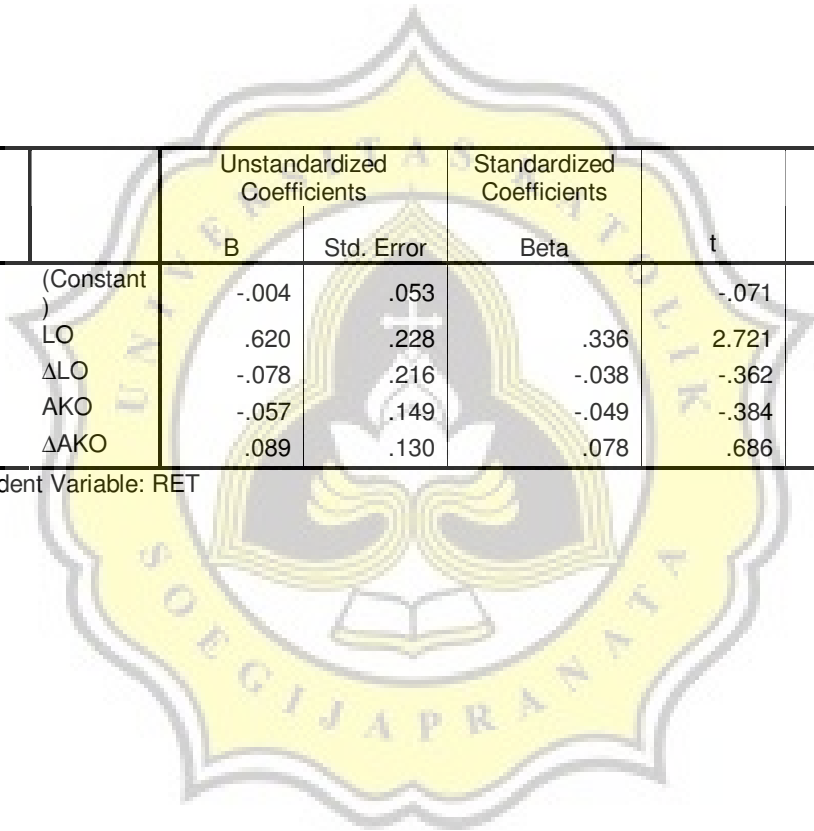
Model		Sum of Squares	df	Mean Square	F	Sig.
1	Regression	1.768	4	.442	2.947	.023(a)
	Residual	17.250	115	.150		
	Total	19.019	119			

a Predictors: (Constant),  $\Delta$ AKO, LO,  $\Delta$ LO, AKO

b Dependent Variable: RET

Model		Unstandardized Coefficients		Standardized Coefficients	t	Sig.
		B	Std. Error	Beta		
1	(Constant)	-.004	.053		-.071	.944
	LO	.620	.228	.336	2.721	.008
	$\Delta$ LO	-.078	.216	-.038	-.362	.718
	AKO	-.057	.149	-.049	-.384	.701
	$\Delta$ AKO	.089	.130	.078	.686	.494

a Dependent Variable: RET



## Model II

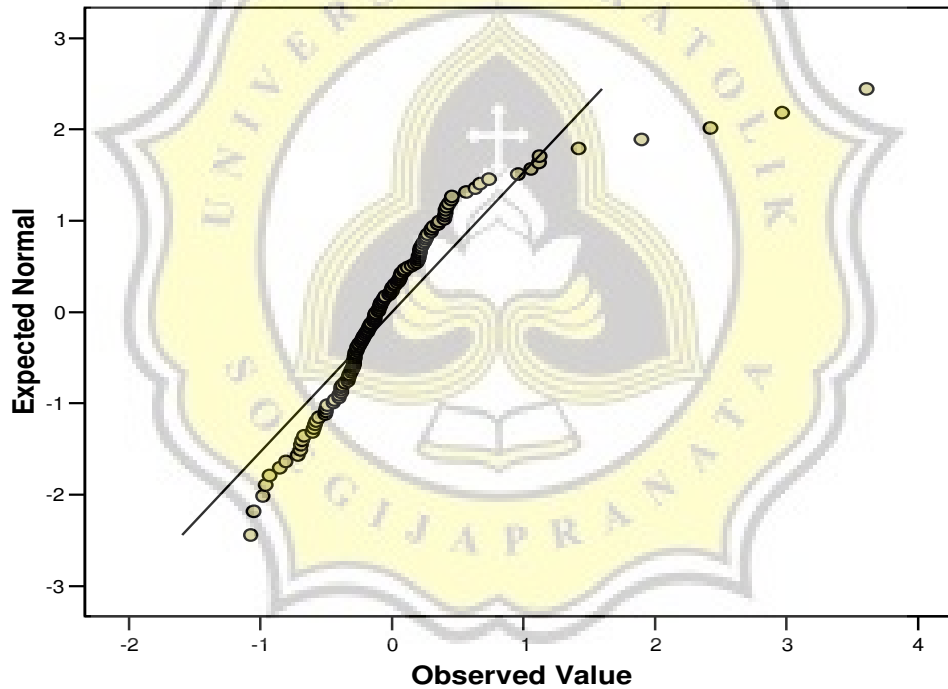
### normalitas (belum normal)

#### Tests of Normality

	Kolmogorov-Smirnov(a)			Shapiro-Wilk		
	Statistic	df	Sig.	Statistic	df	Sig.
Unstandardized Residual	.147	136	.000	.794	136	.000

a. Lilliefors Significance Correction

#### Normal Q-Q Plot of Unstandardized Residual



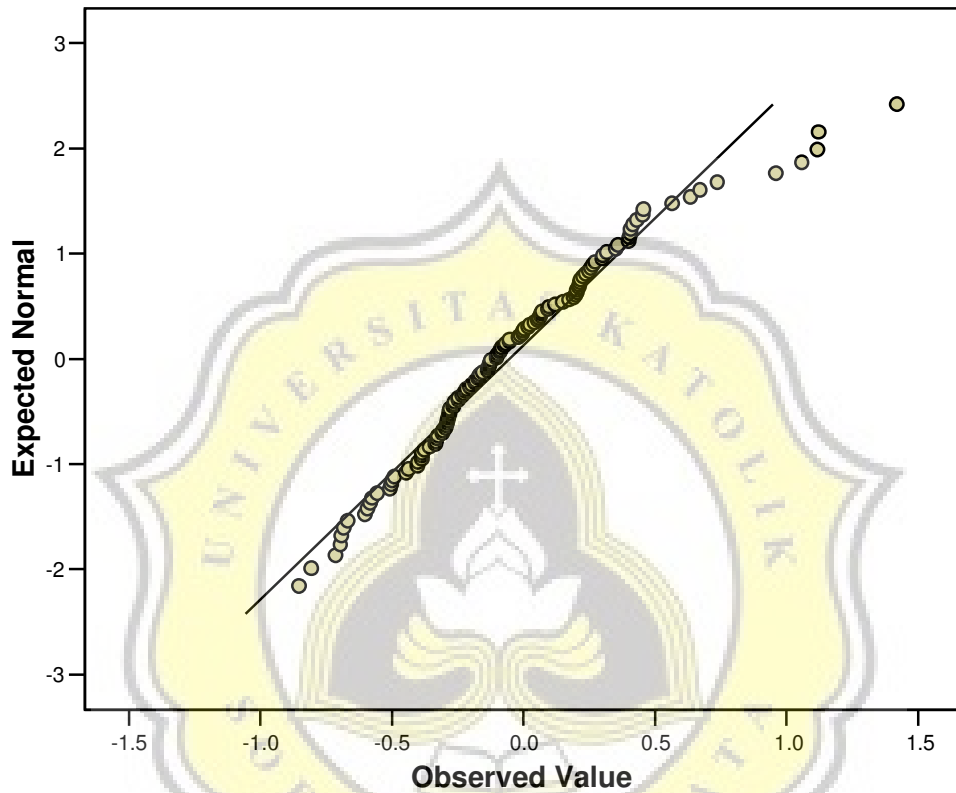
### normalitas (sudah normal)

#### Tests of Normality

	Kolmogorov-Smirnov(a)			Shapiro-Wilk		
	Statistic	df	Sig.	Statistic	df	Sig.
Unstandardized Residual	.077	128	.060	.962	128	.001

a. Lilliefors Significance Correction

### Normal Q-Q Plot of Unstandardized Residual



### Multikolinearitas

Coefficients(a)

Model		Unstandardized Coefficients		Standardized Coefficients	t	Sig.	Collinearity Statistics	
		B	Std. Error	Beta			Tolerance	VIF
1	(Constan)	.170	.053		3.230	.002		
	LO	-.064	.112	-.077	-.571	.569	.384	2.604
	ΔLO	.195	.118	.166	1.652	.101	.689	1.451
	AKO	.096	.119	.093	.809	.420	.529	1.892
	ΔAKO	-.037	.091	-.044	-.403	.687	.587	1.703
	LT	.333	.082	.385	4.082	.000	.779	1.284
	ΔLT	-.102	.055	-.208	-1.839	.068	.540	1.852
	UP	-.083	.225	-.032	-.367	.714	.928	1.078

a. Dependent Variable: RET

## Heterokedastisitas

Coefficients(a)

Model		Unstandardized Coefficients		Standardized Coefficients	t	Sig.
		B	Std. Error	Beta		
1	(Constan)	-1.618	.140		-11.523	.000
	LO	-.225	.300	-.109	-.750	.455
	$\Delta$ LO	-.002	.314	-.001	-.008	.994
	AKO	.131	.316	.051	.414	.680
	$\Delta$ AKO	-.145	.243	-.070	-.598	.551
	LT	.408	.218	.190	1.873	.064
	$\Delta$ LT	-.122	.148	-.101	-.826	.411
	UP	.590	.601	.091	.982	.328

a Dependent Variable: abs

## Autokorelasi

Model Summary(b)

Model	R	R Square	Adjusted R Square	Std. Error of the Estimate	Durbin-Watson
1	.429(a)	.184	.135	.4209522	1.809

a Predictors: (Constant), UP, AKO,  $\Delta$ LO, LT,  $\Delta$ AKO,  $\Delta$ LT, LO

b Dependent Variable: RET

## Deskriptif

Descriptive Statistics

	N	Minimum	Maximum	Mean	Std. Deviation
LO	128	-4.0960	1.2210	.165127	.5404450
$\Delta$ LO	128	-1.8390	1.7880	-.030722	.3848314
AKO	128	-1.4000	1.7710	.209992	.4368858
$\Delta$ AKO	128	-1.6680	3.3410	.042325	.5397091
LT	128	-1.3600	3.5380	.075341	.5228776
$\Delta$ LT	128	-5.9340	6.0900	-.028794	.9266155
UP	128	.0010	1.0260	.135444	.1735137
RET	128	-.7120	2.0000	.188746	.4526975
Valid N (listwise)	128				

## Regresi



### Model Summary

Model	R	R Square	Adjusted R Square	Std. Error of the Estimate
1	.429(a)	.184	.135	.4209522

a Predictors: (Constant), UP, AKO, ΔLO, LT, ΔAKO, ΔLT, LO

b Dependent Variable: RET

### ANOVA

Model		Sum of Squares	df	Mean Square	F	Sig.
1	Regression	4.707	7	.672	3.795	.001(a)
	Residual	20.910	118	.177		
	Total	25.617	125			

a Predictors: (Constant), UP, AKO, ΔLO, LT, ΔAKO, ΔLT, LO

b Dependent Variable: RET

### Coefficients(a)

Model		Unstandardized Coefficients		Standardized Coefficients	t	Sig.
		B	Std. Error	Beta		
1	(Constant)	.170	.053		3.230	.002
	LO	-.064	.112	-.077	-.571	.569
	ΔLO	.195	.118	.166	1.652	.101
	AKO	.096	.119	.093	.809	.420
	ΔAKO	-.037	.091	-.044	-.403	.687
	LT	.333	.082	.385	4.082	.000
	ΔLT	-.102	.055	-.208	-1.839	.068
	UP	-.083	.225	-.032	-.367	.714

a Dependent Variable: RET

LAMPIRAN II  
OBSERVASI



## Jumlah Observasi

No	Nama Perusahaan
1	PT. Indofood Sukses Makmur
2	PT. Suba Indah
3	PT. Tunas Baru Lampung
4	PT. HM Sampurna
5	PT. Sunson Textil Manufacture
6	PT. Indorama Syntetic
7	PT. Barito Pacific Timber
8	PT. Budi Acid Jaya
9	PT. Lautan Luas
10	PT. Duta Pertiwi Nusantara
11	PT. Asahimas Flat Glass Co ltd
12	PT. Asiaplast Industries
13	PT. Dynaplast
14	PT. Igarjaya
15	PT. Trias Sentosa
16	PT. Indocement Tunggal Perkasa
17	PT. Semen Cibinong
18	PT. Semen Gresik
19	PT. Mulia Industrindo
20	PT. Astra International
21	PT. Astra Otoparts
22	PT. Gajah Tunggal
23	PT. Tunas Ridean
24	PT. Modern Photo Film Company
25	PT. Darya Varia Laboratoria
26	PT. Indofarma
27	PT. Kalbe Farma
28	PT. Kimia Farma
29	PT. Temp Scan Pacific
30	PT. Mustika Ratu
31	PT. Unilever Indonesia
32	PT. Astra Graphia
33	PT. Metrodata Electronics
34	PT. Multipolar Corporation
35	PT. Indofood Sukses Makmur
36	PT. Suba Indah



- 37 PT. Tunas Baru Lampung
- 38 PT. HM Sampurna
- 39 PT. Sunson Textile Manufacture
- 40 PT. Indorama Syntetic
- 41 PT. Barito Pacific Timber
- 42 PT. Budi Acid Jaya
- 43 PT. Lautan Luas
- 44 PT. Duta Pertiwi Nusantara
- 45 PT. Asahimas Flat Glass Co Ltd
- 46 PT. Asiaplast Industries
- 47 PT. Dynaplast
- 48 PT. Igarjaya
- 49 PT. Trias Sentosa
- 50 PT. Indocement Tunggal Perkasa
- 51 PT. Semen Cibinong
- 52 PT. Semen Gresik
- 53 PT. Mulia Industrindo
- 54 PT. Astra International
- 55 PT. Astra Otoparts
- 56 PT. Gajah Tunggal
- 57 PT. Tunas Ridean
- 58 PT. Modern Photo Film Company
- 59 PT. Darya Varia Laboratoria
- 60 PT. Indofarma
- 61 PT. Kalbe Farma
- 62 PT. Kimia Farma
- 63 PT. Temp Scan Pacific
- 64 PT. Mustika Ratu
- 65 PT. Unilever Indonesia
- 66 PT. Astra Graphia
- 67 PT. Metrodata Electronics
- 68 PT. Multipolar Corporation
- 69 PT. Indofood Sukses Makmur
- 70 PT. Suba Indah
- 71 PT. Tunas Baru Lampung
- 72 PT. HM Sampurna
- 73 PT. Sunson Textile Manufacture
- 74 PT. Indorama Syntetic
- 75 PT. Barito Pacific Timber



- 76 PT. Budi Acid Jaya
- 77 PT. Lautan Luas
- 78 PT. Duta Pertiwi Nusantara
- 79 PT. Asahimas Flat Glass Co Ltd
- 80 PT. Asiaplast Industries
- 81 PT. Dynaplast
- 82 PT. Igarjaya
- 83 PT. Trias Sentosa
- 84 PT. Indocement Tunggal Perkasa
- 85 PT. Semen Cibinong
- 86 PT. Semen Gresik
- 87 PT. Mulia Industrindo
- 88 PT. Astra International
- 89 PT. Astra Otoparts
- 90 PT. Gajah Tunggal
- 91 PT. Tunas Ridean
- 92 PT. Modern Photo Film Company
- 93 PT. Darya Varia Laboratoria
- 94 PT. Indofarma
- 95 PT. Kalbe Farma
- 96 PT. Kimia Farma
- 97 PT. Temp Scan Pacific
- 98 PT. Mustika Ratu
- 99 PT. Unilever Indonesia
- 100 PT. Astra Graphia
- 101 PT. Metrodata Electronics
- 102 PT. Multipolar Corporation
- 103 PT. Indofood Sukses Makmur
- 104 PT. Suba Indah
- 105 PT. Tunas Baru Lampung
- 106 PT. HM Sampurna
- 107 PT. Sunson Textil Manufacture
- 108 PT. Indorama Syntetic
- 109 PT. Barito Pacific Timber
- 110 PT. Budi Acid Jaya
- 111 PT. Lautan Luas
- 112 PT. Duta Pertiwi Nusantara
- 113 PT. Asahimas Flat Glass Co Ltd
- 114 PT. Asiaplast Industries



- 115 PT. Dynaplast
- 116 PT. Igarjaya
- 117 PT. Trias Sentosa
- 118 PT. Indocement Tunggal Perkasa
- 119 PT. Semen Cibinong
- 120 PT. Semen Gresik
- 121 PT. Mulia Industrindo
- 122 PT. Astra International
- 123 PT. Astra Otoparts
- 124 PT. Gajah Tunggal
- 125 PT. Tunas Ridean
- 126 PT. Modern Photo Film Company
- 127 PT. Darya Varia Laboratoria
- 128 PT. Indofarma
- 129 PT. Kalbe Farma
- 130 PT. Kimia Farma
- 131 PT. Temp Scan Pacific
- 132 PT. Mustika Ratu
- 133 PT. Unilever Indonesia
- 134 PT. Astra Graphia
- 135 PT. Metrodata Electronics
- 136 PT. Multipolar Corporation





LAMPIRAN III  
DATA

### All Variabel

No	Nama Perusahaan	LO	Δ LO	AKO	Δ AKO	LT	Δ LT	UP	RET
1	PT. Indofood Sukses Makmur	0.321	-0.035	-0.043	-0.252	0.037	0.109	0.049	-0.04
2	PT. Suba Indah	-0.177	-0.041	-0.864	-0.842	0.052	-0.127	0.917	0
3	PT. Tunas Baru Lampung	0.092	-0.001	0.072	-0.101	0.095	0.095	0.077	-0.583
4	PT. HM Sampurna	0.189	-0.005	0.127	0.092	-0.013	-0.032	0.009	0.156
5	PT. Sunson Textile Manufacture	0.073	-0.158	0.122	0.07	0.18	0.102	0.081	-0.735
6	PT. Indorama Syntetic	0.493	-0.689	0.443	-1.668	-0.017	1.748	0.069	0.059
7	PT. Barito Pacific Timber	-1.021	1.071	1.177	2.044	1.747	-5.934	0.589	0.8
8	PT. Budi Acid Jaya	0.207	-0.6	0.473	0.03	0.01	0.019	0.287	-0.045
9	PT. Lautan Luas	0.264	-0.121	-0.025	-0.729	0.037	-0.054	0.127	-0.25
10	PT. Duta Pertiwi Nusantara	0.123	-0.08	0.067	-0.3	-0.1	-0.163	0.072	-0.429
11	PT. Asahimas Flat Glass Co. ltd	0.448	-0.09	0.369	-0.392	0.126	0.268	0.022	0.06
12	PT. Asiaplast Industries	0.115	0.028	0.156	-0.022	-0.009	-0.189	0.568	-0.444
13	PT. Dynaplast	0.593	0.114	0.784	0.289	0.037	0.056	0.062	0.735
14	PT. Igarjaya	0.758	0.36	0.653	0.397	0.027	0.048	0.406	0.308
15	PT. Trias Sentosa	0.984	-0.087	1.333	-0.002	0.51	-2.276	0.36	1.267
16	PT. Indocement Tunggal Perkasa	0.097	-0.027	0.131	0.067	0.09	0.124	0.037	-0.036
17	PT. Semen Cibinong	-0.071	-0.018	0.046	-0.002	0.262	-1.002	0.073	-0.623
18	PT. Semen Gresik	0.263	-0.038	0.256	0.008	0.009	0.054	0.005	0.482
19	PT. Mulia Industrindo	1.049	-1.661	0.307	0.136	3.289	6.09	0.22	-0.074
20	PT. Astra International	0.553	0.5	0.836	0.767	0.078	0.078	0.015	0.615
21	PT. Astra Otoparts	0.189	-0.033	0.077	-0.05	0.048	0.039	0.024	0.143
22	PT. Gajah Tunggal	0.822	-0.726	1.308	-0.783	0.007	0.006	0.229	0.704
23	PT. Tunas Ridean	0.325	0.016	0.409	1.101	0.003	-0.043	0.125	0.267



24	PT. Modern Photo Film Company	-0.199	-0.771	0.166	-0.258	0.723	0.706	0.063	-0.147
25	PT. Darya Varia Laboratoria	0.29	0.265	0.252	0.091	0.129	0.129	0.064	0.057
26	PT. Indofarma	-0.091	-0.392	-0.069	0.072	0.01	-0.007	0.149	0
27	PT. Kalbe Farma	0.201	0.058	0.07	0.046	-0.014	-0.014	0.118	0.222
28	PT. Kimia Farma	0.051	-0.056	-0.06	-0.108	0.002	0.002	0.128	-0.14
29	PT. Temp Scan Pacific	0.263	0.031	0.234	0.003	-0.004	-0.004	0.009	0.269
30	PT. Mustika Ratu	0.078	-0.214	-0.018	-0.146	-0.017	-0.045	0.022	-0.712
31	PT. Unilever Indonesia	0.011	0.001	0.009	0	0	0	0.002	0.113
32	PT. Astra Graphia	0.132	0.015	0.333	0.165	0.006	-0.008	0.073	-0.236
33	PT. Metrodata Electronics	0.108	-0.102	-0.494	-0.486	-0.03	-0.531	0.24	-0.042
34	PT. Multipolar Corporation	0.074	-0.062	-0.318	-0.233	0.024	0.024	0.111	-0.306
35	PT. Indofood Sukses Makmur	0.355	0.021	0.275	0.32	-0.018	-0.056	0.051	0.333
36	PT. Suba Indah	-4.409	-4.232	-19.755	-18.892	0.965	0.913	0.925	3.167
37	PT. Tunas Baru Lampung	0.3	0.08	0.046	-0.126	0.062	-0.167	0.185	0.067
38	PT. HM Sampurna	0.144	-0.02	0.122	0.012	-0.001	0.011	0.008	0.209
39	PT. Sunson Textile Manufacture	0.138	-0.139	-0.004	-0.464	0.088	-0.592	0.306	0.556
40	PT. Indorama Syntetic	0.344	-0.121	1.771	1.353	-0.035	-0.019	0.065	0.167
41	PT. Barito Pacific Timber	1.221	1.788	-0.278	-0.932	3.538	2.568	0.32	2
42	PT. Budi Acid Jaya	0.367	-0.149	0.512	0.017	-0.006	-0.017	0.3	-0.048
43	PT. Lautan Luas	0.396	0.044	-0.192	-0.159	0.095	0.045	0.17	0.583
44	PT. Duta Pertiwi Nusantara	-0.04	-0.255	0.353	0.235	-0.055	0.12	0.125	0.068
45	PT. Asahimas Flat Glass Co. ltd	0.414	-0.008	0.297	-0.051	-0.002	-0.121	0.021	0.491
46	PT. Asiaplast Industries	0.506	0.299	0.255	-0.026	-0.168	-0.152	1.026	0.4
47	PT. Dynaplast	0.348	0.006	0.326	-0.126	0.065	0.043	0.033	0.647
48	PT. Igarjaya	0.575	-0.005	0.489	-0.011	-0.002	-0.023	0.311	0.588
49	PT. Trias Sentosa	0.246	-0.188	0.284	-0.304	0.046	-0.179	0.161	0.647

50	PT. Indocement Tunggal Perkasa	0.088	-0.013	0.15	0.014	0.029	-0.065	0.039	2.148
51	PT. Semen Cibinong	-0.012	0.177	0.28	0.157	0.208	-0.488	0.194	1.793
52	PT. Semen Gresik	0.196	0.018	0.228	0.056	0	-0.006	0.004	-0.037
53	PT. Mulia Industrindo	-0.706	-1.839	1.334	1.003	1.346	-2.206	0.237	0.88
54	PT. Astra International	0.267	-0.075	0.175	-0.343	0.141	0.093	0.009	0.587
55	PT. Astra Otoparts	0.141	-0.025	0.086	0.018	0.006	-0.036	0.021	0.107
56	PT. Gajah Tunggal	0.307	-0.175	0.773	0.006	0.808	0.803	0.135	1.391
57	PT. Tunas Ridean	0.295	0.038	-0.414	-0.737	0.004	0.002	0.099	0.053
58	PT. Modern Photo Film Company	0.275	0.509	-0.173	-0.368	-0.012	-0.86	0.074	0.543
59	PT. Darya Varia Laboratoria	0.306	0.032	0.264	0.025	-0.007	-0.128	0.061	0.685
60	PT. Indofarma	-0.082	0.009	0.071	0.14	-0.136	-0.146	0.15	-0.081
61	PT. Kalbe Farma	0.507	0.343	0.454	0.397	-0.006	0.006	0.097	2.636
62	PT. Kimia Farma	0.086	0.027	0.306	0.375	-0.001	-0.003	0.147	0.135
63	PT. Temp Scan Pacific	0.205	-0.002	0.173	-0.011	0.006	0.009	0.007	0.43
64	PT. Mustika Ratu	0.18	-0.091	0.099	0.16	0	0.058	0.078	0.208
65	PT. Unilever Indonesia	0.013	0.003	0.009	0.001	0	0	0.002	-0.801
66	PT. Astra Graphia	0.138	-0.035	0.514	0.078	0.022	0.014	0.096	0.2
67	PT. Metrodata Electronics	-0.134	0.022	0.225	0.741	0.001	0.033	0.251	-0.217
68	PT. Multipolar Corporation	0.037	-0.049	0.123	0.582	-0.003	-0.037	0.16	0.235
69	PT. Indofood Sukses Makmur	0.278	0.012	0.243	0.037	-0.059	-0.046	0.038	0
70	PT. Suba Indah	-2.703	-1.645	-1.4	3.341	-0.98	-1.211	0.221	-0.2
71	PT. Tunas Baru Lampung	0.519	0.237	0.554	0.511	0	-0.058	0.175	0.438
72	PT. HM Sampurna	0.158	0.039	0.143	0.042	-0.001	0	0.007	0.486
73	PT. Sunson Textile Manufacture	-0.128	-0.216	-0.101	-0.099	-0.316	-0.372	0.197	0.071
74	PT. Indorama Syntetic	0.324	0.029	0.688	-0.83	-0.064	-0.034	0.056	0.19
75	PT. Barito Pacific Timber	0.08	-0.327	0.124	0.217	-0.141	-1.32	0.107	0.667

76	PT. Budi Acid Jaya	0.836	0.451	0.364	-0.173	-0.339	-0.332	0.315	0.1
77	PT. Lautan Luas	0.592	0.342	0.428	0.549	-0.014	-0.074	0.107	0.298
78	PT. Duta Pertiwi Nusantara	0.008	0.045	0.25	-0.08	0.2	0.252	0.117	3.255
79	PT. Asahimas Flat Glass Co. Ltd	0.352	0.074	0.358	0.159	0.015	0.016	0.014	0.089
80	PT. Asiaplast Industries	0.263	-0.098	-0.569	-0.751	-0.284	-0.164	0.735	0
81	PT. Dynaplast	0.225	0.014	0.295	0.097	0.004	-0.035	0.02	0.286
82	PT. Igarjaya	0.257	-0.105	-0.051	-0.359	0.089	0.09	0.196	-0.222
83	PT. Trias Sentosa	0.093	-0.056	0.023	-0.149	-0.036	-0.063	0.099	-0.268
84	PT. Indocement Tunggol Perkasa	0.029	0.001	0.045	-0.003	-0.017	-0.026	0.013	0.447
85	PT. Semen Cibinong	-0.023	-0.018	0.037	-0.063	-0.132	-0.206	0.07	0.42
86	PT. Semen Gresik	0.207	0.004	0.183	-0.054	0	0	0.004	1.357
87	PT. Mulia Industrindo	0.246	0.622	1.449	0.739	-1.36	-2.075	0.126	0.213
88	PT. Astra International	0.246	0.077	0.159	0.049	0.006	-0.083	0.006	0.92
89	PT. Astra Otoparts	0.2	0.073	0.103	0.026	-0.028	-0.033	0.019	0.242
90	PT. Gajah Tunggol	0.392	0.264	0.339	0.016	0.082	-0.256	0.057	0.182
91	PT. Tunas Ridean	0.407	0.127	-0.498	-0.106	0.018	0.014	0.095	1.25
92	PT. Modern Photo Film Company	0.135	-0.043	0.67	0.782	-0.241	-0.233	0.047	-0.04
93	PT. Darya Varia Laboratoria	0.184	0.003	0.128	-0.028	0.007	0.011	0.037	-0.097
94	PT. Indofarma	0.096	-0.185	0.302	0.225	-0.003	0.145	0.162	0
95	PT. Kalbe Farma	0.114	-0.026	0.031	-0.094	0.002	0.004	0.027	-0.45
96	PT. Kimia Farma	0.107	0.031	-0.064	-0.334	0	0	0.128	-0.024
97	PT. Temp Scan Pacific	0.144	0.001	0.16	0.039	0.001	-0.003	0.005	0.288
98	PT. Mustika Ratu	0.114	-0.036	0.118	0.036	-0.003	-0.003	0.064	-0.057
99	PT. Unilever Indonesia	0.074	0.01	0.051	0.006	0.001	0.001	0.008	-0.09
100	PT. Astra Graphia	0.135	0.02	0.185	-0.244	-0.014	-0.032	0.073	-0.03
101	PT. Metrodata Electronics	0.275	0.104	0.027	-0.26	-0.006	-0.007	0.321	-0.056

102	PT. Multipolar Corporation	0.252	0.227	0.953	0.853	0.038	0.04	0.129	0.5
103	PT. Indofood Sukses Makmur	0.22	-0.058	0.106	-0.137	-0.078	-0.019	0.038	0.138
104	PT. Suba Indah	-4.096	-0.717	-1.171	0.579	-0.614	0.611	0.275	0.4
105	PT. Tunas Baru Lampung	0.321	-0.04	0.592	0.206	0	0	0.122	-0.13
106	PT. HM Sampurna	0.132	0.025	0.069	-0.027	-0.005	-0.005	0.005	0.338
107	PT. Sunson Textile Manufacture	-0.089	0.03	-0.114	-0.02	-0.201	0.094	0.183	1.3
108	PT. Indorama Syntetic	0.252	-0.02	0.915	0.337	-0.046	0.007	0.047	-0.248
109	PT. Barito Pacific Timber	-0.17	-0.218	-0.262	-0.337	1.035	1.119	0.068	0.222
110	PT. Budi Acid Jaya	0.592	-0.168	0.473	0.142	-0.154	0.154	0.287	-0.136
111	PT. Lautan Luas	0.524	0.068	-0.231	-0.561	-0.015	-0.004	0.083	0.297
112	PT. Duta Pertiwi Nusantara	-0.003	-0.005	0.034	-0.024	0.011	-0.036	0.028	0.01
113	PT. Asahimas Flat Glass Co. ltd	0.332	0.008	0.239	-0.09	-0.003	-0.016	0.013	0.547
114	PT. Asiaplast Industries	0.008	-0.255	0.587	1.156	0.04	0.324	0.734	-0.143
115	PT. Dynaplast	0.096	-0.079	0.164	-0.066	0.02	0.017	0.016	-0.361
116	PT. Igarjaya	0.236	-0.094	0.309	0.375	0	-0.114	0.251	0
117	PT. Trias Sentosa	0.138	0.011	-0.048	-0.08	-0.046	0.002	0.135	-0.268
118	PT. Indocement Tunggul Perkasa	0	-0.02	0.032	0.001	0.001	0.013	0.009	0.154
119	PT. Semen Cibinong	-0.027	0.043	0.048	0.022	-0.052	0.04	0.049	-0.174
120	PT. Semen Gresik	0.143	-0.055	0.111	0.034	0	0	0.001	-0.038
121	PT. Mulia Industrindo	0.204	0.001	0.481	-0.714	0.447	1.568	0.104	-0.456
122	PT. Astra International	-0.165	0.037	0.064	-0.019	0	-0.003	0.003	0.063
123	PT. Astra Otoparts	0.199	0.037	0.128	0.045	-0.011	0.012	0.015	0.455
124	PT. Gajah Tunggul	0.198	-0.134	0.12	-0.167	0.145	0.075	0.048	-0.138
125	PT. Tunas Ridean	0.179	-0.002	-0.337	-0.115	0.003	-0.005	0.043	0.022
126	PT. Modern Photo Film Company	0.188	0.048	0.62	-0.079	-0.175	0.076	0.049	0
127	PT. Darya Varia Laboratoria	0.195	-0.01	0.189	0.047	0.087	0.079	0.041	0.071

128	PT. Indofarma	0.057	-0.039	-0.104	-0.406	-0.015	-0.012	0.162	-0.324
129	PT. Kalbe Farma	0.198	-0.009	0.096	0.039	-0.006	-0.009	0.049	-0.736
130	PT. Kimia Farma	0.074	-0.035	0.027	0.093	-0.006	-0.006	0.132	3.829
131	PT. Temp Scan Pacific	0.103	-0.008	0.087	-0.037	0.001	0	0.004	-0.257
132	PT. Mustika Ratu	0.074	-0.046	0.067	-0.058	-0.011	-0.007	0.068	-0.341
133	PT. Unilever Indonesia	0.081	0	0.066	0.01	0	-0.001	0.009	0.295
134	PT. Astra Graphia	0.13	-0.008	0.337	0.147	0	0.014	0.082	-0.078
135	PT. Metrodata Electronics	0.386	0.094	0.46	0.431	-0.037	-0.031	0.341	-0.176
136	PT. Multipolar Corporation	1.108	0.597	0.732	0.096	0.188	0.163	0.086	-0.508

No	Nama Perusahaan	Laba Operasi				
		2001	2002	2003	2004	2005
1	PT. Indofood Sukses Makmur	2,034,459,662,892	1,880,135,685,451	2,008,749,942,339	2,098,331,474,051	1,662,497,192,466
2	PT. Suba Indah	-8,771,989,302	-11,439,333,305	-35,712,321,148	-97,335,825,524	-157,145,886,376
3	PT. Tunas Baru Lampung	45,707,000,000	50,818,800,000	72,755,901,000	134,135,351,000	119,430,978,000
4	PT. HM Sampurna	2,652,818,000,000	2,727,495,000,000	2,392,602,000,000	3,183,278,000,000	3,939,505,000,000
5	PT. Sunson Textile Manufacture	65,705,791,422	20,841,117,665	10,362,746,203	-14,986,895,604	-11,189,828,271
6	PT. Indorama Syntetic	328,559,041,410	137,045,555,460	101,324,746,791	111,240,248,870	102,869,495,280
7	PT. Barito Pacific Timber	-146,380,373,611	-141,322,503,219	287,640,603,220	56,417,452,339	-199,776,967,052
8	PT. Budi Acid Jaya	93,285,000,000	23,953,000,000	40,426,000,000	87,780,000,000	80,133,000,000
9	PT. Lautan Luas	72,077,957,613	49,381,237,841	55,604,290,422	131,609,000,000	151,194,000,000
10	PT. Duta Pertiwi Nusantara	9,846,186,478	5,949,546,184	-1,103,128,148	229,999,228	-497,980,929
11	PT. Asahimas Flat Glass Co. Ltd	291,622,161,000	242,777,930,000	238,327,632,000	301,803,108,000	309,551,274,000
12	PT. Asiaplast Industries	5,075,819,592	6,700,510,166	16,432,972,233	11,969,243,680	384,336,950
13	PT. Dynaplast	70,296,983,018	87,852,334,766	90,813,225,656	99,047,908,245	54,400,903,549

14	PT. Igarjaya	27,167,561,348	51,750,882,846	51,343,135,870	36,400,213,422	26,059,261,839
15	PT. Trias Sentosa	173,533,092,140	159,457,707,597	117,545,529,648	73,225,728,120	79,565,709,075
16	PT. Indocement Tunggul Perkasa	672,066,685,432	929,943,696,877	814,376,304,624	836,236,540,864	1,213,954,188
17	PT. Semen Cibinong	-156,796,000,000	-210,728,000,000	-13,795,000,000	-69,983,000,000	118,927,000,000
18	PT. Semen Gresik	981,741,694,000	857,409,230,000	945,203,493,000	965,159,247,000	1,563,779,789,000
19	PT. Mulia Industrindo	483,955,962,000	187,368,228,000	-116,780,980,000	76,631,756,000	76,935,761,000
20	PT. Astra International	2,623,506,000,000	2,810,567,000,000	3,397,794,000,000	4,975,438,000,000	6,413,974,000,000
21	PT. Astra Otoparts	204,274,000,000	174,028,000,000	148,670,000,000	238,637,000,000	295,158,000,000
22	PT. Gajah Tunggul	661,780,152,000	351,351,297,000	223,707,108,000	683,774,000,000	407,296,000,000
23	PT. Tunas Ridean	97,035,000,000	102,133,000,000	117,238,000,000	170,392,000,000	168,326,000,000
24	PT. Modern Photo Film Company	72,537,886,872	-25,217,158,612	29,730,571,868	22,494,627,618	30,147,412,479
25	PT. Darya Varia Laboratoria	6,034,765,000	70,562,577,000	78,780,164,000	80,062,340,000	76,255,486,000
26	PT. Indofarma	172,333,446,149	-52,257,762,602	-47,051,280,833	50,626,209,884	30,080,652,508
27	PT. Kalbe Farma	131,082,118,595	183,728,198,605	566,335,240,161	923,671,629,864	1,106,300,745,333
28	PT. Kimia Farma	127,340,380,956	60,871,870,163	88,656,674,615	124,708,787,609	84,717,593,549
29	PT. Temp Scan Pacific	339,279,404,000	384,923,354,426	380,975,960,613	382,523,927,990	353,483,484,677
30	PT. Mustika Ratu	39,089,285,529	41,897,756,327	27,801,490,986	21,147,770,279	13,048,735,798
31	PT. Unilever Indonesia	1,178,841,000,000	1,315,488,000,000	1,749,120,000,000	2,035,750,000,000	2,030,402,000,000
32	PT. Astra Graphia	54,899,429,031	62,431,117,019	51,076,260,828	59,958,852,838	56,320,020,393
33	PT. Metrodata Electronics	50,137,260,114	26,115,810,171	31,133,505,954	50,070,503,617	66,240,338,558
34	PT. Multipolar Corporation	62,549,207,836	34,014,235,043	14,597,870,858	148,369,000,000	321,491,000,000

No	Nama Perusahaan	Arus Kas Operasi				
		2001	2002	2003	2004	2005
1	PT. Indofood Sukses Makmur	1,194,561,086,987	-251,784,155,137	1,557,249,832,251	1,838,794,010,297	800,678,921,935
2	PT. Suba Indah	-1,431,990,141	-55,980,293,244	-160,018,812,349	-50,426,377,298	-44,938,798,218
3	PT. Tunas Baru Lampung	85,014,978,000	39,706,770,000	11,250,443,000	143,292,380,000	219,863,657,000
4	PT. HM Sampurna	496,105,000,000	1,826,574,000,000	2,024,678,000,000	2,871,554,000,000	2,058,731,000,000
5	PT. Sunson Textile Manufacture	14,911,050,144	34,690,534,630	-281,506,119	-11,873,186,287	-14,326,596,639
6	PT. Indorama Syntetic	586,933,599,305	123,082,965,225	521,506,520,149	236,247,194,125	374,057,031,840
7	PT. Barito Pacific Timber	-60,692,548,322	162,951,932,335	-65,563,883,170	87,901,184,551	-308,805,952,513
8	PT. Budi Acid Jaya	51,126,000,000	54,590,000,000	56,444,000,000	38,254,000,000	64,066,000,000
9	PT. Lautan Luas	131,741,897,891	-4,682,551,735	-26,967,979,993	95,121,000,000	-66,650,000,000
10	PT. Duta Pertiwi Nusantara	17,793,670,130	3,266,590,606	9,770,940,578	7,403,413,104	5,296,733,408
11	PT. Asahimas Flat Glass Co. ltd	412,773,387,000	199,969,426,000	170,521,689,000	306,964,339,000	222,831,952,000
12	PT. Asiaplast Industries	10,417,971,064	9,140,310,953	8,300,158,167	-25,884,734,693	26,696,316,131
13	PT. Dynaplast	72,658,864,128	116,258,883,615	84,992,232,940	129,867,355,244	92,682,493,997
14	PT. Igarjaya	17,492,396,076	44,586,866,377	43,620,542,208	-7,275,679,774	34,062,647,925
15	PT. Trias Sentosa	216,254,145,917	215,990,928,383	135,576,435,040	18,064,483,831	-27,804,714,372
16	PT. Indocement Tunggal Perkasa	618,442,964,613	1,257,466,000,030	1,387,419,853,536	1,303,966,340,595	1,360,802,881,943
17	PT. Semen Cibinong	143,722,000,000	136,544,000,000	310,829,000,000	115,041,000,000	213,564,000,000
18	PT. Semen Gresik	808,101,866,000	834,514,826,000	1,103,701,041,000	850,727,709,000	1,223,050,916,000
19	PT. Mulia Industrindo	30,581,291,000	54,794,474,000	220,657,530,000	450,419,903,000	181,293,225,000
20	PT. Astra International	3,450,068,000,000	4,253,827,000,000	2,218,911,000,000	3,224,415,000,000	2,482,997,000,000
21	PT. Astra Otoparts	116,793,000,000	71,050,000,000	90,830,000,000	122,953,000,000	189,883,000,000
22	PT. Gajah Tunggal	894,093,410,000	559,239,105,000	563,534,300,000	591,038,000,000	247,324,000,000
23	PT. Tunas Ridean	-217,011,000,000	128,445,000,000	-164,423,000,000	-208,581,000,000	-316,931,000,000
24	PT. Modern Photo Film Company	53,733,117,703	21,004,982,793	-18,711,007,147	111,748,256,504	99,173,565,968

25	PT. Darya Varia Laboratoria	39,386,751,000	61,498,763,000	67,927,018,000	55,668,000,000	74,205,344,000
26	PT. Indofarma	-80,705,504,773	-39,375,066,163	40,702,488,295	159,254,060,699	-54,871,009,457
27	PT. Kalbe Farma	21,910,983,042	64,273,306,671	507,168,022,365	254,151,035,301	534,289,366,670
28	PT. Kimia Farma	58,227,435,050	-71,063,463,507	314,627,296,203	-75,045,127,891	30,595,857,912
29	PT. Temp Scan Pacific	338,103,456,618	341,918,200,597	320,765,508,708	424,897,582,676	297,704,290,027
30	PT. Mustika Ratu	17,180,320,997	-9,490,131,374	15,213,578,028	21,945,974,829	11,719,905,701
31	PT. Unilever Indonesia	1,122,152,000,000	1,142,908,000,000	1,260,848,000,000	1,415,869,000,000	1,665,735,000,000
32	PT. Astra Graphia	78,813,771,668	157,645,667,835	190,417,776,410	82,252,645,601	145,615,035,248
33	PT. Metrodata Electronics	-2,025,991,479	-119,815,283,931	52,283,558,159	4,971,480,816	79,039,434,031
34	PT. Multipolar Corporation	-39,073,301,514	-145,982,074,264	39,082,218,724	374,412,000,000	431,306,000,000

### Laba Transitori

nama perusahaan		2001	2002	2003	2004	2005
1	PT. Indofood Sukses Makmur	-412,262,858,597	216,168,862,843	-102,040,067,490	-449,455,603,860	-591,249,198,873
2	PT. Suba Indah	11,622,387,019	3,372,827,526	7,813,351,058	-35,271,398,358	-23,545,615,254
3	PT. Tunas Baru Lampung	117,824,821	52,864,409,000	15,045,467,000	67,654,000	-1,072,000
4	PT. HM Sampurna	261,189,000,000	-193,406,000,000	-18,302,000,000	-11,612,000,000	-153,172,000,000
5	PT. Sunson Textile Manufacture	22,139,265,231	51,228,962,266	6,620,040,149	-36,987,350,147	-25,187,535,538
6	PT. Indorama Syntetic	-490,946,660,000	-4,740,026,000	-10,400,830,000	-21,924,570,000	-18,888,610,000
7	PT. Barito Pacific Timber	537,635,713,538	241,873,380,648	833,446,910,791	-99,460,043,841	1,219,082,656,772
8	PT. Budi Acid Jaya	-1,079,985,303	1,140,002,176	-685,000,000	-35,595,000,000	-20,908,000,000
9	PT. Lautan Luas	17,164,638,233	6,994,939,968	13,375,781,666	-3,156,000,000	-4,443,000,000
10	PT. Duta Pertiwi Nusantara	3,029,633,047	-4,860,763,933	-1,529,540,167	5,919,019,391	1,680,366,292
11	PT. Asahimas Flat Glass Co. Ltd	-76,857,353,000	68,600,214,000	-1,105,223,000	12,608,730,000	-2,376,918,000



12	PT. Asiaplast Industries	10,512,580,190	-524,796,014	-5,455,954,866	-12,920,961,493	1,837,973,054
13	PT. Dynaplast	-2,711,029,663	5,553,765,864	16,943,877,948	1,752,455,692	11,251,583,872
14	PT. Igarjaya	-1,431,588,054	1,875,891,169	-150,033,772	12,545,652,599	6,471,663,001
15	PT. Trias Sentosa	451,179,019,579	82,544,891,326	21,751,899,554	-27,916,750,804	-26,718,061,216
16	PT. Indocement Tunggal Perkasa	-319,519,920,926	865,453,633,745	266,264,821,943	-498,186,881,680	49,959,182,624
17	PT. Semen Cibinong	3,729,077,000,000	773,209,000,000	231,154,000,000	-408,689,000,000	-230,776,000,000
18	PT. Semen Gresik	-145,606,015,000	29,293,635,000	1,877,985,000	1,835,671,000	-65,171,365,000
19	PT. Mulia Industrindo	-500,328,267,000	587,418,553,000	222,579,291,000	-422,694,157,000	168,408,689,000
20	PT. Astra International	350,777,000,000	394,429,000,000	1,792,736,000,000	112,635,000,000	20,924,000,000
21	PT. Astra Otoparts	7,889,000,000	43,688,000,000	6,349,000,000	-32,987,000,000	-15,940,000,000
22	PT. Gajah Tunggal	430,890,284	3,073,358,662	588,381,000,000	142,748,000,000	297,994,000,000
23	PT. Tunas Ridean	14,243,000,000	806,000,000	1,722,000,000	7,701,000,000	2,968,000,000
24	PT. Modern Photo Film Company	2,141,031,633	91,650,968,441	-1,256,241,553	-40,168,993,093	-27,932,728,842
25	PT. Darya Varia Laboratoria	97,416,445,000	31,357,424,000	-1,734,746,000	3,064,952,065	34,068,852,000
26	PT. Indofarma	10,051,862,817	5,849,675,241	-78,085,841,933	-1,586,940,021	-7,870,947,434
27	PT. Kalbe Farma	15,501,947,328	-13,012,441,284	-6,703,282,614	17,376,815,905	-30,843,599,371
28	PT. Kimia Farma	-171,557,036	2,384,366,232	-542,337,818	1,030,160,332	-6,800,715,955
29	PT. Temp Scan Pacific	5,053,677,800	-5,638,892,884	11,559,143,243	2,812,555,823	4,123,783,531
30	PT. Mustika Ratu	3,782,719,820	-8,985,459,601	195,005,135	-575,105,659	-1,850,340,734
31	PT. Unilever Indonesia	34,125,000,000	-1,133,000,000	-1,290,000,000	30,451,000,000	5,305,000,000
32	PT. Astra Graphia	6,800,000,000	2,975,000,000	8,279,461,524	-6,085,336,249	4,783,444,244
33	PT. Metrodata Electronics	119,750,060,858	-7,311,543,129	322,000,000	-1,032,500,000	-6,285,473,343
34	PT. Multipolar Corporation	15,321,455,770	10,822,498,649	-1,024,785,065	14,824,000,000	110,959,000,000

No	Nama Perusahaan	Jumlah saham yang beredar				
		2001	2002	2003	2004	2005
1	PT. Indofood Sukses Makmur	9,156,000,000	9,384,500,000	9,443,269,500	9,444,189,000	9,444,189,000
2	PT. Suba Indah	2,160,000,000	2,160,000,000	270,000,000	288,054,000	383,626,000
3	PT. Tunas Baru Lampung	1,367,068,000	1,538,464,000	1,615,387,200	1,615,387,200	1,615,387,200
4	PT. HM Sampurna	4,500,000,000	4,500,000,000	4,500,000,000	4,500,000,000	4,500,000,000
5	PT. Sunson Textile Manufacture	836,707,000	836,707,000	836,707,000	836,707,000	836,707,000
6	PT. Indorama Syntetic	654,351,707	654,351,707	654,351,707	654,351,707	654,351,707
7	PT. Barito Pacific Timber	1,400,000,000	2,769,425,752	2,617,459,794	2,617,459,794	2,617,459,794
8	PT. Budi Acid Jaya	1,050,000,000	1,050,000,000	1,050,000,000	1,050,000,000	1,231,500,000
9	PT. Lautan Luas	780,000,000	780,000,000	780,000,000	780,000,000	780,000,000
10	PT. Duta Pertiwi Nusantara	125,945,820	125,945,820	125,945,820	125,945,820	154,146,702
11	PT. Asahimas Flat Glass Co. ltd	434,000,000	434,000,000	434,000,000	434,000,000	434,000,000
12	PT. Asiaplast Industries	1,300,000,000	1,300,000,000	1,300,000,000	1,300,000,000	1,300,000,000
13	PT. Dynaplast	299,719,440	302,594,440	307,141,440	314,705,440	314,705,440
14	PT. Igarjaya	1,050,000,000	1,050,000,000	1,050,000,000	1,050,000,000	1,050,000,000
15	PT. Trias Sentosa	2,160,000,000	2,160,000,000	2,808,000,000	2,808,000,000	2,808,000,000
16	PT. Indocement Tunggal Perkasa	13,681,223,519	13,681,223,519	13,681,223,519	13,681,223,519	13,681,223,519
17	PT. Semen Cibinong	7,662,900,000	7,662,900,000	7,662,900,000	7,662,900,000	7,662,900,000
18	PT. Semen Gresik	593,152,000	593,152,000	593,152,000	593,152,000	593,152,000
19	PT. Mulia Industrindo	1,323,000,000	1,323,000,000	1,323,000,000	1,323,000,000	1,323,000,000
20	PT. Astra International	25,336,992,232	2,608,068,910	4,034,450,996	4,048,355,314	4,048,355,314
21	PT. Astra Otoparts	749,930,280	749,930,280	755,317,280	767,978,380	771,157,280
22	PT. Gajah Tunggal	3,168,000,000	3,168,000,000	3,168,000,000	3,168,000,000	3,168,000,000
23	PT. Tunas Ridean	1,395,000,000	1,395,000,000	1,395,000,000	1,395,000,000	1,395,000,000

24	PT. Modern Photo Film Company	266,769,900	266,769,900	266,769,900	266,769,900	266,769,900
25	PT. Darya Varia Laboratoria	560,000,000	560,000,000	560,000,000	560,000,000	560,000,000
26	PT. Indofarma	3,096,875,000	3,099,267,500	3,099,267,500	3,099,267,500	3,099,267,500
27	PT. Kalbe Farma	4,060,800,000	4,060,800,000	4,060,800,000	8,121,600,000	10,156,014,422
28	PT. Kimia Farma	5,554,000,000	5,554,000,000	5,554,000,000	5,554,000,000	5,554,000,000
29	PT. Temp Scan Pacific	450,000,000	450,000,000	450,000,000	450,000,000	450,000,000
30	PT. Mustika Ratu	107,000,000	428,000,000	428,000,000	428,000,000	428,000,000
31	PT. Unilever Indonesia	7,630,000,000	7,630,000,000	7,630,000,000	7,630,000,000	7,630,000,000
32	PT. Astra Graphia	1,306,875,000	1,315,817,000	1,347,163,000	1,348,780,500	1,348,780,500
33	PT. Metrodata Electronics	1,991,854,173	2,020,689,173	2,021,432,423	2,021,432,423	2,021,432,423
34	PT. Multipolar Corporation	1,871,768,000	1,871,768,000	1,871,768,000	1,871,768,000	1,871,768,000

No	Nama Perusahaan	Size			
		2002	2003	2004	2005
1	PT. Indofood Sukses Makmur	15,251,516,000,000	15,308,854,000,000	15,673,356,000,000	14,786,284,000,000
2	PT. Suba Indah	887,361,000,000	1,127,996,000,000	1,008,292,000,000	838,121,000,000
3	PT. Tunas Baru Lampung	1,021,668,000,000	1,151,281,000,000	1,352,092,000,000	1,451,439,000,000
4	PT. HM Sampurna	9,817,074,000,000	10,197,768,000,000	11,699,265,000,000	11,934,600,000,000
5	PT. Sunson Textile Manufacture	811,519,000,000	913,734,000,000	923,895,000,000	898,039,000,000
6	PT. Indorama Syntetic	4,837,748,000,000	4,530,168,000,000	4,937,424,000,000	5,503,482,000,000
7	PT. Barito Pacific Timber	6,069,088,000,000	3,317,768,000,000	3,339,810,000,000	22,902,910,000,000
8	PT. Indah Kiat Pulp and Paper Corp	49,310,681,000,000	46,066,234,000,000	50,325,293,000,000	51,617,367,000,000
9	PT. Pabrik Kertas Tjiwi Kimia	18,994,899,000,000	17,892,932,000,000	19,792,365,000,000	20,709,412,000,000
10	PT. Budi Acid Jaya	931,900,000,000	927,249,000,000	940,653,000,000	978,597,000,000

11	PT.Lautan Luas	902,286,000,000	1,228,714,000,000	1,426,798,000,000	1,608,866,000,000
12	PT. Duta Pertiwi Nusantara	125,604,000,000	138,442,000,000	150,358,000,000	143,512,000,000
13	PT. Asahimas Flat Glass Co. ltd	15,104,685,000,000	1,486,587,000,000	1,564,031,000,000	1,565,679,000,000
14	PT. Asiaplast Industries	282,217,000,000	293,099,000,000	309,088,000,000	292,309,000,000
15	PT. Dynaplast	526,788,000,000	766,930,000,000	998,118,000,000	1,073,712,000,000
16	PT. Igarjaya	240,295,000,000	360,226,000,000	365,693,000,000	332,417,000,000
17	PT. Trias Sentosa	1,522,356,000,000	1,695,870,000,000	1,911,757,000,000	2,104,464,000,000
18	PT. Indocement Tunggal Perkasa	11,464,805,000,000	10,145,066,000,000	9,771,012,000,000	1,053,380,000,000
19	PT. Semen Cibinong	7,713,791,000,000	7,647,642,000,000	7,520,403,000,000	7,324,210,000,000
20	PT. Semen Gresik	6,939,228,000,000	6,559,495,000,000	6,665,831,000,000	729,964,000,000
21	PT. Mulia Industrindo	4,287,247,000,000	4,158,067,000,000	4,411,869,000,000	4,115,990,000,000
22	PT. Astra International	26,185,605,000,000	27,404,308,000,000	39,145,053,000,000	46,985,862,000,000
23	PT. Astra Otoparts	1,831,509,000,000	1,957,303,000,000	2,436,481,000,000	3,028,465,000,000
24	PT. Gajah Tunggal	12,444,164,000,000	12,173,255,000,000	6,341,117,000,000	7,479,373,000,000
25	PT. Tunas Ridean	1,111,266,000,000	1,485,051,000,000	2,002,792,000,000	2,723,288,000,000
26	PT. Modern Photo Film Company	1,017,904,000,000	1,044,536,000,000	992,230,000,000	888,436,000,000
27	PT. Darya Varia Laboratoria	322,922,000,000	375,386,000,000	431,174,000,000	550,629,000,000
28	PT. Indofarma	810,028,000,000	629,217,000,000	523,923,000,000	518,824,000,000
29	PT. Kalbe Farma	2,015,538,000,000	2,448,390,000,000	4,231,254,000,000	4,728,360,000,000
30	PT. Kimia Farma	1,038,545,000,000	1,368,145,000,000	1,173,438,000,000	1,177,603,000,000
31	PT. Temp Scan Pacific	1,816,536,000,000	1,943,351,000,000	2,141,419,000,000	2,345,760,000,000
32	PT. Mustika Ratu	291,549,000,000	275,180,000,000	29,415,000,000	290,646,000,000
33	PT. Unilever Indonesia	3,091,853,000,000	3,416,276,000,000	3,647,098,000,000	3,842,351,000,000
34	PT. Astra Graphia	722,881,000,000	704,664,000,000	571,015,000,000	518,804,000,000
35	PT. Metrodata Electronics	452,479,000,000	452,368,000,000	611,042,000,000	655,698,000,000
36	PT. Multipolar Corporation	1,772,387,000,000	1,569,258,000,000	4,872,881,000,000	5,481,883,000,000