



**TABEL OBSERVASI**

NO	NAMA PERUSAHAAN	TAHUN		
		2003	2004	2005
1	PT. Ades Waters Indonesian Tbk			
2	PT.Aqua Golden Mississippi Tbk			
3	PT.Cahaya Kalbar Tbk			
4	PT.Davomas Abadi Tbk			
5	PT.Delta Djakarta Tbk			
6	PT.Fast Food Indonesia Tbk			
7	PT.Indofood Sukses Makmur Tbk			
8	PT.Mayora Indah Tbk			
9	PT.Multi Bintang Indonesia Tbk			
10	PT.Pioneerindo Gourmet International Tbk			
11	<b>PT.Prasidha Aneka Niaga Tbk</b>	<b>MI, KI</b>	<b>MI, KI</b>	<b>KI</b>
12	PT.Sari Husada Tbk			
13	<b>PT.Sekar Laut Tbk</b>	<b>MI, KI</b>	<b>MI, KI</b>	<b>MI, KI</b>
14	PT.Siantar Top Tbk	<b>MI</b>	<b>MI</b>	<b>MI</b>
15	PT.Sierad Produce Tbk			
16	PT.SMART Tbk			
17	PT.Suba Indah Tbk			
18	PT.Tiga Pilar Sejahtera Food Tbk			
19	<b>PT.Tunas Baru Lampung Tbk</b>	<b>MI, KI</b>	<b>KI</b>	<b>MI, KI</b>
20	PT.Ultra Jya Milk Tbk			
21	PT.BAT Indonesia Tbk			
22	PT.Bentoel International Investama Tbk			
23	PT.Gudang Garam Tbk	<b>MI</b>	<b>MI</b>	<b>MI</b>
24	<b>PT.HM Sampoerna Tbk</b>	<b>MI, KI</b>	<b>MI, KI</b>	<b>KI</b>
25	<b>PT.Arga Pantes Tbk</b>	<b>MI, KI</b>	<b>MI, KI</b>	<b>KI</b>
26	PT.Century Textile Industry (Centex) Tbk			
27	PT.Eratex Djaja Tbk			
28	PT.Panasia Filament Inti Tbk			
29	<b>PT.Panasia Indosyntec Tbk</b>	<b>MI, KI</b>	<b>MI, KI</b>	<b>MI, KI</b>
30	PT.Roda Vivatex Tbk			
31	<b>PT.Sunson Textile Manufacture Tbk</b>	<b>MI, KI</b>	<b>MI, KI</b>	<b>MI, KI</b>
32	PT.Textmaco Jaya Tbk			
33	PT.TIFICO Tbk			
34	PT.APAC Citra Centertex Tbk			
35	PT.Delta Dunia Petroindo Tbk			
36	PT.Ever Shine Textile Industry Tbk			
37	PT.Great River International Tbk			
38	PT.Hanson International Tbk	<b>MI</b>	<b>MI</b>	<b>MI</b>
39	PT.Indo Acidatama Tbk			<b>MI</b>
40	PT.Indorama Syntetics Tbk			
41	<b>PT.Karwell Indonesia Tbk</b>	<b>MI, KI</b>	<b>MI, KI</b>	<b>MI</b>
42	PT.Kasogi International Tbk			
43	PT.Pan Brothers Tex Tbk			
44	PT.Primarindo Asia Infrastructure Tbk			

45	PT.Ricky Putra Globalindo Tbk			
46	PT.Ryane Adibusana Tbk			
47	PT.Sepatu Bata Tbk			
48	<b>PT.Surya Intrindo Makmur Tbk</b>	<b>MI,KI</b>	<b>MI, KI</b>	<b>MI,KI</b>
49	PT.Barito Pacific Timber Tbk	<b>MI</b>	<b>MI</b>	
50	PT.Daya Sakti Unggul Corporation Tbk			
51	PT.Sumalindo Lestari Jaya Tbk			
52	<b>PT.Surya Damai Industri Tbk</b>	<b>MI,KI</b>	<b>MI, KI</b>	<b>MI,KI</b>
53	PT.Tirta Mahakam Resources Tbk			
54	PT.Fajar Surya Wisesa Tbk			
55	PT.Indah Kiat Pulp & Paper Tbk			
56	PT.Pabrik Kertas Tjiwi Kimia Tbk			
57	PT.Suparma Tbk			
58	PT.Surabaya Agung Industry Tbk			
59	<b>PT.AKR Corporindo Tbk</b>	<b>KI</b>	<b>MI, KI</b>	<b>MI,KI</b>
60	<b>PT.Budi Acid Jaya Tbk</b>	<b>MI,KI</b>	<b>MI, KI</b>	<b>MI,KI</b>
61	PT.Colorpak Indonesia Tbk			
62	<b>PT.Eterindo Wahanatama Tbk</b>	<b>MI,KI</b>	<b>MI, KI</b>	<b>MI,KI</b>
63	<b>PT.Lautan Luas Tbk</b>	<b>MI,KI</b>	<b>MI, KI</b>	<b>MI,KI</b>
64	PT.Polysindo Eka Perkasa Tbk			
65	<b>PT.Sorini Corporation Tbk</b>	<b>KI</b>	<b>MI, KI</b>	<b>MI,KI</b>
66	PT.Unggul Indah Cahaya Tbk			
67	<b>PT.Duta Pertiwi Nusantara Tbk</b>	<b>MI,KI</b>	<b>KI</b>	<b>KI</b>
68	PT.Ekadharma International Tbk			
69	<b>PT.Intan Wijaya Internasional Tbk</b>	<b>KI</b>	<b>MI,KI</b>	<b>MI,KI</b>
70	PT.Resources Alam Indonesia Tbk			
71	<b>PT.Aneka Kemasindo Utama Tbk</b>	<b>KI</b>	<b>MI,KI</b>	<b>MI,KI</b>
72	PT.Argha Karya Prima Industry Tbk			
73	PT.Asahimas Flat Glass Tbk			
74	<b>PT.Asiplast Industries Tbk</b>	<b>MI,KI</b>	<b>MI,KI</b>	<b>MI,KI</b>
75	<b>PT.Berlina Tbk</b>	<b>MI,KI</b>	<b>MI,KI</b>	<b>MI,KI</b>
76	<b>PT.Dynaplast Tbk</b>	<b>MI,KI</b>	<b>MI,KI</b>	<b>MI</b>
77	<b>PT.Fatrapolindo Nusa Industri Tbk</b>	<b>MI,KI</b>	<b>MI,KI</b>	<b>MI,KI</b>
78	PT.Inti Indah Karya Plasindo Tbk			
79	PT.Kagea Igar Jaya Tbk			
80	<b>PT.Langgeng Makmur Industry Tbk</b>	<b>MI,KI</b>	<b>MI,KI</b>	<b>MI,KI</b>
81	<b>PT.Lapindo International Tbk</b>	<b>MI,KI</b>	<b>MI,KI</b>	<b>MI,KI</b>
82	PT.Palm Asia Corpora Tbk			
83	PT.Siwani Makmur Tbk			
84	<b>PT.Summiplast Tbk</b>	<b>MI,KI</b>	<b>KI</b>	<b>KI</b>
85	PT.Trias Sentosa Tbk			
86	PT.Wahana Jaya Perkasa Tbk			
87	PT.Holcim Indonesia Tbk			
88	PT.Indocement Tunggul Perkasa Tbk			
89	PT.Semen Cibinong Tbk			
90	PT.Semen Gresik (Persero) Tbk			
91	PT.Alaska Industrindo Tbk			
92	<b>PT.Alumindo Light Metal Industry Tbk</b>	<b>MI,KI</b>	<b>MI,KI</b>	<b>MI,KI</b>

93	PT.Betonjaya Manunggal Tbk			
94	PT.Citra Tubindo Tbk			
95	PT.Indal Aluminium Industry Tbk			
96	<b>PT.Jakarta Kyoei Steel Works Tbk</b>	<b>MI,KI</b>	<b>MI,KI</b>	<b>MI,KI</b>
97	<b>PT.Jaya Pari Steel Tbk</b>	<b>MI,KI</b>	<b>MI,KI</b>	<b>MI,KI</b>
98	<b>PT.Lionmesh Prima Tbk</b>	<b>MI,KI</b>	<b>MI</b>	<b>MI</b>
99	<b>PT.Lion Metal Works Tbk</b>	<b>MI,KI</b>	<b>MI</b>	<b>MI</b>
100	PT.Pelangi Indah Canindo Tbk			
101	PT.Tembaga Mulia Semanan Tbk			
102	PT.Tira Austenite Tbk	<b>MI</b>	<b>MI</b>	
103	<b>PT.Kedaung Indah Can Tbk</b>	<b>MI,KI</b>	<b>MI,KI</b>	<b>MI,KI</b>
104	PT.Kedawang Setia Industrial Tbk			
105	PT.Arwana Citra Mulia Tbk			
106	<b>PT.Intikramik Alamasri Industri Tbk</b>	<b>KI</b>	<b>MI,KI</b>	<b>MI,KI</b>
107	PT.Surya Toto Indonesia Tbk			
108	PT.Komatsu Indonesia Tbk			
109	PT.Texmaco Perkasa Engineering Tbk			
110	PT.GT Kabel Indonesia Tbk			
111	PT.Jembo Cable Company Tbk			
112	PT.Kabelindo Murni Tbk			
113	PT.Sucaco Tbk			
114	<b>PT.Sumindo Kabel Tbk</b>	<b>KI</b>	<b>MI,KI</b>	<b>MI,KI</b>
115	<b>PT.Voksel Electric Tbk</b>	<b>KI</b>	<b>MI,KI</b>	<b>MI,KI</b>
116	PT.Astra Graphia Tbk			
117	<b>PT.Metrodata Electronics Tbk</b>	<b>KI</b>	<b>MI,KI</b>	<b>MI,KI</b>
118	PT.Multi Agro Persada Tbk			
119	PT.Multipolar Corporation Tbk			
120	PT.Andhi Chandra Automotive Products Tbk			
121	<b>PT.Astra International Tbk</b>		<b>MI</b>	<b>MI,KI</b>
122	<b>PT.Astra Otoparts Tbk</b>			<b>MI,KI</b>
123	<b>PT.Branta Mulia Tbk</b>	<b>KI</b>	<b>MI,KI</b>	<b>MI,KI</b>
124	PT.Gajah Tunggal Tbk			
125	PT.Goodyear Indonesia Tbk			
126	PT.Hexindo Adiperkasa Tbk			
127	PT.Indomobil Sukses International Tbk			
128	PT.Indospring Tbk			
129	<b>PT.Intraco Penta Tbk</b>	<b>KI</b>	<b>MI,KI</b>	<b>MI,KI</b>
130	PT.Multi Prima Sejahtera Tbk			
131	PT.Multistrada Arah Sarana Tbk			
132	<b>PT.Nipress Tbk</b>	<b>MI,KI</b>	<b>MI,KI</b>	<b>MI,KI</b>
133	PT.Polychem Indonesia Tbk			
134	<b>PT.Prima Alloy Steel Tbk</b>	<b>MI,KI</b>	<b>MI,KI</b>	<b>MI,KI</b>
135	<b>PT.Sanex Qianjiang Motor International Tbk</b>	<b>KI</b>	<b>MI,KI</b>	<b>MI,KI</b>
136	<b>PT.Selamat Sempurna Tbk</b>	<b>MI</b>	<b>MI</b>	<b>MI</b>
137	PT.Sugi Samapersada Tbk			
138	PT.Tunas Ridean Tbk			
139	PT.United Tractors Tbk			

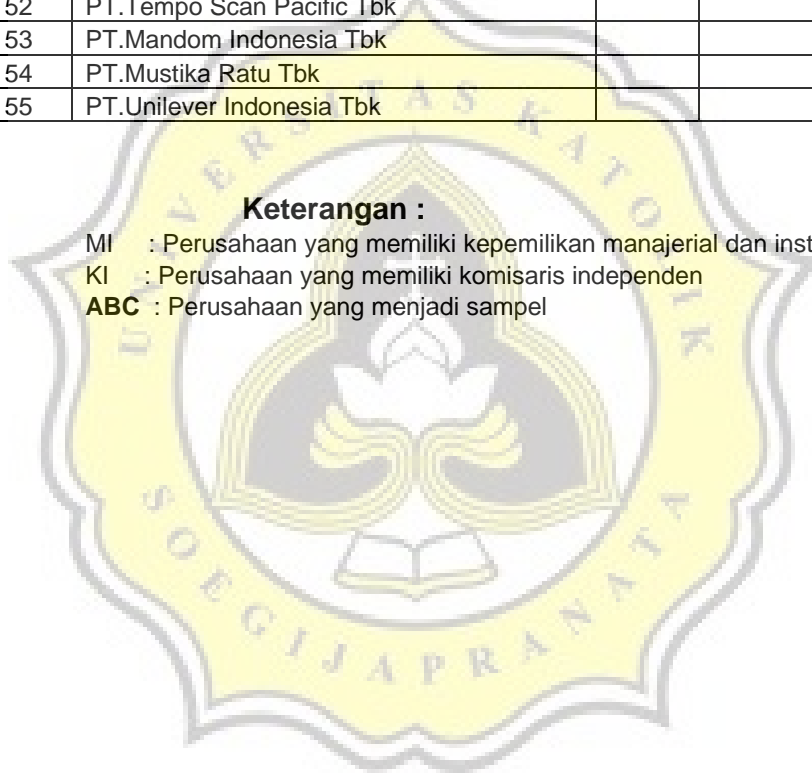
140	PT.Inter Delta Tbk		<b>MI</b>	<b>KI</b>
141	PT.Modern Photo Film Company Tbk			
142	<b>PT.Perdana Bangun Pusaka Tbk</b>	<b>MI,KI</b>	<b>MI,KI</b>	<b>MI,KI</b>
143	PT.Bristol-Myers Squibb Indonesia Tbk			
144	PT.Dankos Laboratories Tbk			
145	PT.Darya-Varia Laboratoria Tbk			
146	PT.Indofarma Tbk			
147	PT.Kalbe Farma Tbk			
148	PT.Kimia Farma (Persero) Tbk			
149	PT.Merck Tbk			
150	<b>PT.Prydam Farma Tbk</b>	<b>MI,KI</b>	<b>MI,KI</b>	<b>MI,KI</b>
151	PT.Scering Plough Indonesia Tbk			
152	PT.Tempo Scan Pacific Tbk			
153	PT.Mandom Indonesia Tbk			
154	PT.Mustika Ratu Tbk			
155	PT.Unilever Indonesia Tbk			

**Keterangan :**

MI : Perusahaan yang memiliki kepemilikan manajerial dan institusional

KI : Perusahaan yang memiliki komisaris independen

**ABC** : Perusahaan yang menjadi sampel



**DAFTAR NAMA PERUSAHAAN SAMPEL PENELITIAN**

1	PT.Prasidha Aneka Niaga Tbk
2	PT.Sekar Laut Tbk
3	PT.Tunas Baru Lampung Tbk
4	PT.HM Sampoerna Tbk
5	PT.Arga Pantes Tbk
6	PT.Panasia Indosyntec Tbk
7	PT.Sunson Textile Manufacture Tbk
8	PT.Karwell Indonesia Tbk
9	PT.Surya Intrindo Makmur Tbk
10	PT.Surya Damai Industri Tbk
11	PT.AKR Corporindo Tbk
12	PT.Budi Acid Jaya Tbk
13	PT.Eterindo Wahanatama Tbk
14	PT.Lautan Luas Tbk
15	PT.Sorini Corporation Tbk
16	PT.Duta Pertiwi Nusantara Tbk
17	PT.Intan Wijaya Internasional Tbk
18	PT.Aneka Kemasindo Utama Tbk
19	PT.Asiaplast Industries Tbk
20	PT.Berlina Tbk
21	PT.Dynaplast Tbk
22	PT.Fatrapolindo Nusa Industri Tbk
23	PT.Langgeng Makmur Industry Tbk
24	PT.Lapindo International Tbk
25	PT.Summiplast Tbk
26	PT.Alumindo Light Metal Industry Tbk
27	PT.Jakarta Kyoei Steel Works Tbk
28	PT.Jaya Pari Steel Tbk
29	PT.Lionmesh Prima Tbk
30	PT.Lion Metal Works Tbk
31	PT.Kedaung Indah Can Tbk
32	PT.Intikeramik Alamasri Industri Tbk
33	PT.Sumindo Indo kabel Tbk
34	PT.Voksel Electric Tbk
35	PT.Metrodata Electronics Tbk
36	PT.Astra International Tbk
37	PT.Astra Otoparts Tbk
38	PT.Branta Mulia Tbk
39	PT.Intraco Penta Tbk
40	PT.Nipress Tbk
41	PT.Prima Alloy Steel Tbk
42	PT.Sanex Qianjiang Motor International Tbk
43	PT.Selamat Sempurna Tbk
44	PT.Perdana Bangun Pusaka Tbk
45	PT.Prydam Farma Tbk

## ALL VARIABEL


## NILAI VARIABEL PENELITIAN

No	Nama Perusahaan	TOBIN'S Q	ROE	MANJ	INST	KI	KA	GROWTH	SIZE
1	PT.Prasidha Aneka Niaga Tbk (2003)	1.0576	822.0600	0.0109	0.7553	0.2500	1.0700	90050	12.0724
2	PT.Sekar Laut Tbk	1.6994	3.1800	0.0120	0.6430	0.3300	0.2500	151517	11.6185
3	PT.Tunas Baru Lampung Tbk	0.6437	5.2600	0.0010	0.7820	0.3300	0.5300	715575.441	13.9564
4	PT.HM Sampoerna Tbk	2.1611	24.3900	0.0197	0.4478	0.3300	0.1500	14675124	16.1377
5	PT.Arga Pantes Tbk	0.7367	826.1300	0.0236	0.4999	0.4000	1.2800	1028793	14.5697
6	PT.Panasia Indosyntec Tbk	0.3778	-11.8400	0.0579	0.5500	0.3300	1.3200	978308	14.4377
7	PT.Sunson Textile Manufacture Tbk	0.4103	2.5400	0.1040	0.5737	0.3300	1.0600	526182.9265	13.7253
8	PT.Karwell Indonesia Tbk	1.1557	-49.5500	0.0020	0.5655	0.5000	0.0800	525006	12.9308
9	PT.Surya Intrindo Makmur Tbk	1.5059	-45.1100	0.0140	0.6860	0.5000	0.6600	107829.958	12.0697
10	PT.Surya Damai Industri Tbk	3.4842	68.4700	0.0467	0.7152	0.4000	1.4300	338221	13.4370
11	PT.Budi Acid Jaya Tbk	0.0207	2.8400	0.0112	0.7325	0.3300	0.8700	634117	13.7400
12	PT.Eterindo Wahanatama Tbk	0.3688	-7.9200	0.0029	0.7378	0.5000	0.6300	545484	12.9945
13	PT.Lautan Luas Tbk	0.3882	1.9100	0.0364	0.6303	0.3300	0.3000	1258442.2	14.0215
14	PT.Duta Pertiwi Nusantara Tbk	-0.1969	-1.1300	0.0290	0.5535	0.2900	0.2600	69774.27261	11.8382
15	PT.Asiaplast Industries Tbk	3.6280	0.1900	0.1537	0.4615	0.3300	1.4200	7774	9.6892
16	PT.Berlina Tbk	0.5473	5.9600	0.1051	0.5142	0.2500	10.1400	214495	12.4933
17	PT.Dynaplast Tbk	0.9263	15.0900	0.0040	0.7107	0.3300	0.8800	589326.911	13.5502
18	PT.Fatrapolindo Nusa Industri Tbk	0.7034	-2.1900	0.3182	0.4987	0.2500	1.7900	150571.8044	12.7945
19	PT.Langgeng Makmur Industry Tbk	0.9887	-316.5900	0.0004	0.6846	0.3300	0.9600	244431.2307	13.1249
20	PT.Lapindo International Tbk	3.4408	1.6600	0.0045	0.8116	0.3300	0.3000	58572.59969	10.5694
21	PT.Summiplast Tbk	0.9003	1.3100	0.0060	0.9183	0.5000	0.7400	155412	12.1406
22	PT.Alumindo Light Metal Industry Tbk	0.3106	11.7400	0.0176	0.8813	0.2000	0.4700	1065728	13.8237
23	PT.Jakarta Kyoei Steel Works Tbk	1.5874	11.7600	0.0133	0.6534	0.5000	0.8300	105892	12.8391
24	PT.Jaya Pari Steel Tbk	0.5712	17.7700	0.0220	0.6762	0.3300	0.1200	247885.313	11.7820
25	PT.Lionmesh Prima Tbk	0.4015	4.5000	0.2578	0.3222	0.3300	0.1900	65104.74101	10.4389
26	PT.Lion Metal Works Tbk	-0.0303	12.0700	0.0018	0.5770	0.3300	0.1800	87996.27652	11.7005
27	PT.Kedaung Indah Can Tbk	0.1935	-11.7700	0.0460	0.7365	0.3300	0.9500	84273.0599	12.0865
28	PT.Nipress Tbk	0.1702	2.8700	0.1240	0.3711	0.3300	0.9500	121838	12.0504
29	PT.Prima Alloy Steel Tbk	0.0449	10.4600	0.0591	0.8691	0.3300	0.2800	391432.2138	12.8181
30	PT.Perdana Bangun Pusaka Tbk	0.7245	-3.8100	0.0558	0.6416	0.3300	0.5100	57631	11.0151
31	PT.Prydam Farma Tbk	0.6425	1.0200	0.2308	0.5385	0.3300	2.0700	27255.24145	11.1312
32	PT.Prasidha Aneka Niaga Tbk (2004)	0.8292	0.7900	0.0109	0.7553	0.2500	0.3400	269989	12.0985
33	PT.Sekar Laut Tbk	1.8919	-11.2600	0.0120	0.6430	0.3300	0.2500	137753	11.6292
34	PT.HM Sampoerna Tbk	2.5116	40.9900	0.0197	0.4478	0.3300	0.1300	17040093	16.2750
35	PT.Arga Pantes Tbk	0.9013	-104.2100	0.0340	0.3721	0.4000	1.2700	982370	14.3803
36	PT.Panasia Indosyntec Tbk	0.3157	-6.0100	0.0435	0.6621	0.3300	0.6400	1073767	13.9230
37	PT.Sunson Textile Manufacture Tbk	0.6157	-17.2900	0.1040	0.5737	0.3300	0.9800	548068.9678	13.7364
38	PT.Karwell Indonesia Tbk	1.0489	1.0000	0.0020	0.5675	0.6000	0.0700	583339	13.1512
39	PT.Surya Intrindo Makmur Tbk	1.8350	-15.0200	0.0140	0.6860	0.5000	0.6900	93134.523	11.8141
40	PT.Surya Damai Industri Tbk	3.1301	-19.4600	0.0467	0.7152	0.4000	1.5200	288516	13.5558
41	PT.AKR Corporindo Tbk	0.5657	9.0500	0.0013	0.8535	0.3300	0.3500	2187492.186	14.3420

42	PT.Budi Acid Jaya Tbk	0.3741	0.7700	0.0112	0.7325	0.3300	0.6100	929547	13.7543
43	PT.Eterindo Wahanatama Tbk	0.3369	-10.8400	0.0025	0.7378	0.5000	10.5900	106850	13.1009
44	PT.Lautan Luas Tbk	0.2809	11.5300	0.0364	0.6303	0.3300	0.2600	1705585	14.1709
45	PT.Sorini Corporation Tbk	0.4827	11.3300	0.0005	0.6462	0.2500	0.4500	575682.637	13.1879
46	PT.Intan Wijaya Internasional Tbk	-0.0911	7.7100	0.1787	0.1307	0.5000	0.2900	158639	12.1002
47	PT.Aneka Kemasindo Utama Tbk	0.3957	7.5200	0.0065	0.6457	0.5000	0.9100	241689	12.6414
48	PT.Asiplast Industries Tbk	1.1083	-5.3300	0.1537	0.4643	0.3300	0.6300	22331	10.5355
49	PT.Berlina Tbk	-0.0184	11.2500	0.1051	0.5142	0.2500	11.0000	267545	12.9165
50	PT.Dynaplast Tbk	1.0243	12.0600	0.0010	0.7359	0.3300	0.8500	741445.869	13.8136
51	PT.Fatrapolindo Nusa Industri Tbk	0.6533	-22.3000	0.1958	0.4515	0.2500	1.5200	177440.836	12.8095
52	PT.Langgeng Makmur Industry Tbk	1.0151	1183.9700	0.0003	0.6809	0.3300	0.9100	237294.8348	13.1404
53	PT.Lapindo International Tbk	2.8031	4.3400	0.0045	0.8116	0.5000	0.2100	91159.83698	10.7068
54	PT.Alumindo Light Metal Industry Tbk	0.3602	10.3400	0.0176	0.8093	0.2000	0.2600	1330223	13.7450
55	PT.Jakarta Kyoei Steel Works Tbk	1.8049	-11.2600	0.0133	0.6534	0.5000	0.5600	87331	12.6465
56	PT.Jaya Pari Steel Tbk	0.6113	48.0000	0.0220	0.6762	0.3300	0.0700	379926.729	12.4108
57	PT.Kedaung Indah Can Tbk	0.5019	-19.9100	0.0460	0.7365	0.3300	0.9300	87919.73103	12.0431
58	PT.Intikeramik Alamasri Industri Tbk	0.4099	1.7800	0.0534	0.7244	0.5000	2.1600	223073	13.5296
59	PT.Sumindo Kabel Tbk	0.2607	2.3200	0.0009	0.9306	0.2500	0.1800	976069	13.0062
60	PT.Voksel Electric Tbk	0.1800	-24.5800	0.0001	0.2613	0.3300	0.2100	592257	12.8983
61	PT.Metrodata Electronics Tbk	0.1702	5.2300	0.0014	0.1307	0.3300	0.0400	1260768.992	13.3229
62	PT.Branta Mulia Tbk	0.1257	5.9700	0.1731	0.7034	0.3300	0.5500	1472677	14.3522
63	PT.Intraco Penta Tbk	1.6153	3.9900	0.0330	0.6651	0.3300	0.0900	701754.5818	13.5671
64	PT.Nipress Tbk	0.2414	-3.5800	0.1240	0.4311	0.3300	0.6800	168200	12.1500
65	PT.Prima Alloy Steel Tbk	0.2158	9.5900	0.0591	0.8691	0.3300	0.2000	541703.9236	12.9904
66	PT.Sanex Qianjiang Motor International Tbk	0.4983	0.9600	0.0060	0.5956	0.4000	0.6800	47930	11.4202
67	PT.Perdana Bangun Pusaka Tbk	0.7406	-12.5000	0.0558	0.6416	0.3300	0.4800	59091	11.1102
68	PT.Prydam Farma Tbk	0.4730	2.3000	0.2308	0.5385	0.3300	1.6900	33967.78602	11.1624
69	PT.Sekar Laut Tbk (2005)	0.3293	4453.5700	0.0012	0.8354	0.3300	0.1900	167281	11.4908
70	PT.Tunas Baru Lampung Tbk	0.7878	1.2100	0.0010	0.7820	0.3300	0.4700	1220634.658	14.1881
71	PT.Panasia Indosyntec Tbk	0.3818	20.7000	0.0291	0.2764	0.3300	0.8100	846945	13.8514
72	PT.Sunson Textile Manufacture Tbk	0.7770	-21.0400	0.1040	0.5737	0.2900	0.9100	567547.515	13.7080
73	PT.Surya Intrindo Makmur Tbk	1.4289	-27.2300	0.0140	0.6860	0.5000	0.7600	76187.773	11.7816
74	PT.Surya Damai Industri Tbk	3.5355	-28.0400	0.0467	0.7152	0.4000	1.5100	267856	13.4250
75	PT.AKR Corporindo Tbk	0.6214	12.2400	0.0001	0.5864	0.3300	0.2800	2827821.649	14.4985
76	PT.Budi Acid Jaya Tbk	0.3753	1.1500	0.0094	0.5239	0.3300	0.5600	1024620	13.7939
77	PT.Eterindo Wahanatama Tbk	0.3518	-0.6000	0.0006	0.1782	0.5000	3.1000	407445	13.0603
78	PT.Lautan Luas Tbk	0.5193	10.5600	0.0364	0.6303	0.3300	0.2200	2166527	14.2910
79	PT.Sorini Corporation Tbk	0.4488	10.4500	0.0005	0.6462	0.3300	0.3100	711112.894	13.2991
80	PT.Intan Wijaya Internasional Tbk	-0.2109	7.2200	0.1791	0.4311	0.3300	0.2700	157177	12.0963
81	PT.Aneka Kemasindo Utama Tbk	0.3290	4.2500	0.0065	0.6457	0.5000	0.7900	264849	12.5856
82	PT.Asiplast Industries Tbk	3.3944	-3.2200	0.0769	0.4615	0.3300	0.9600	25513	10.6305
83	PT.Berlina Tbk	-0.0021	2.3700	0.1051	0.5142	0.2500	18.5100	280042	12.8952
84	PT.Fatrapolindo Nusa Industri Tbk	0.7889	-77.6900	0.1958	0.3504	0.3300	1.1000	217098.6908	12.7141
85	PT.Langgeng Makmur Industry Tbk	0.3855	34.7900	0.0002	0.7753	0.3300	0.6500	262411.3367	13.1327
86	PT.Lapindo International Tbk	2.8395	-16.6300	0.0001	0.8064	0.6600	0.2300	81926	10.7535
87	PT.Alumindo Light Metal Industry Tbk	0.3675	9.3700	0.0162	0.8093	0.2000	0.2200	1365144	13.5995
88	PT.Jakarta Kyoei Steel Works Tbk	1.8863	2.9600	0.0133	0.5923	0.5000	0.4400	110184	12.5757



89	PT.Jaya Pari Steel Tbk	0.2179	20.7500	0.0220	0.3218	0.3300	0.0600	377657.312	12.2307
90	PT.Kedaung Indah Can Tbk	0.3685	-13.2100	0.0460	0.7502	0.3300	0.9000	93142.80749	11.9920
91	PT.Intikeramik Alamasri Industri Tbk	0.4543	6.6400	5.3300	0.4800	0.5000	1.7700	259289	13.4640
92	PT.Sumo Indo kabel Tbk	0.1313	7.0200	0.0533	0.9306	0.2500	0.1200	1423928	13.2145
93	PT.Voksel Electric Tbk	0.0567	-11.5400	0.0009	0.2613	0.3300	0.1400	803282	12.9284
94	PT.Metrodata Electronics Tbk	0.0660	6.5300	0.0071	0.1307	0.3300	0.0200	1503905.104	13.3935
95	PT.Astra International Tbk	1.0298	28.4300	0.0001	0.5011	0.3300	0.1900	61172313	17.6654
96	PT.Astra Otoparts Tbk	0.6921	17.0500	0.0004	0.8672	0.4000	0.2100	3852997	14.9236
97	PT.Branta Mulia Tbk	0.1841	14.5400	0.1731	0.3037	0.3300	0.4200	1764995	14.3516
98	PT.Intraco Penta Tbk	0.2074	5.7100	0.0133	0.8650	0.3300	0.0700	786520.5355	13.6963
99	PT.Nipress Tbk	0.2655	3.6800	0.1240	0.4311	0.3300	0.5100	218827	12.1500
100	PT.Prima Alloy Steel Tbk	0.2203	3.5500	0.0627	0.8691	0.3300	0.1800	688562.01	13.2377
101	PT.Sanex Qianjiang Motor International Tbk	0.3643	-7.2600	0.0060	0.5956	0.4000	1.6800	17669	11.2918
102	PT.Perdana Bangun Pusaka Tbk	0.6167	-3.2100	0.0558	0.6416	0.3300	0.4500	61921	11.1009
103	PT.Prydam Farma Tbk	0.3487	2.0900	0.2308	0.5385	0.3300	1.4800	39638.62617	11.2457



## MENGGUNAKAN MODEL TOBIN Q

### STATISTIK DESKRIPTIF

Statistics

		TOBIN	MANJ	INST	KI	KA	GROWTH	SIZE
N	Valid	79	79	79	79	79	79	79
	Missing	0	0	0	0	0	0	0
Mean		.542743	.121600	.609984	.343797	1.305823	641810.0	12.928292
Median		.448800	.022000	.641600	.330000	.640000	407445.0	13.100900
Std. Deviation		.3746978	.5979115	.1897156	.0790700	2.7881469	692343.9	1.0647041
Minimum		-.0184	.0001	.1307	.2000	.0200	17669.00	10.4389
Maximum		1.8350	5.3300	.9306	.6000	18.5100	3852997	14.9236

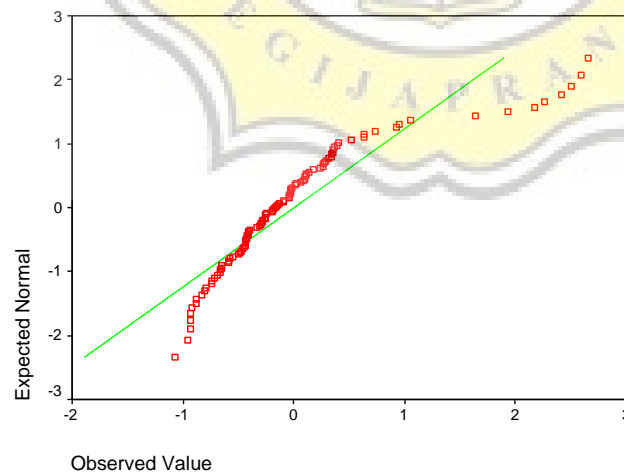
### UJI NORMALITAS (DATA TIDAK NORMAL)

Tests of Normality

	Kolmogorov-Smirnov <sup>a</sup>			Shapiro-Wilk		
	Statistic	df	Sig.	Statistic	df	Sig.
Unstandardized Resid	.162	103	.000	.826	103	.000

a. Lilliefors Significance Correction

Normal Q-Q Plot of Unstandardized Residual

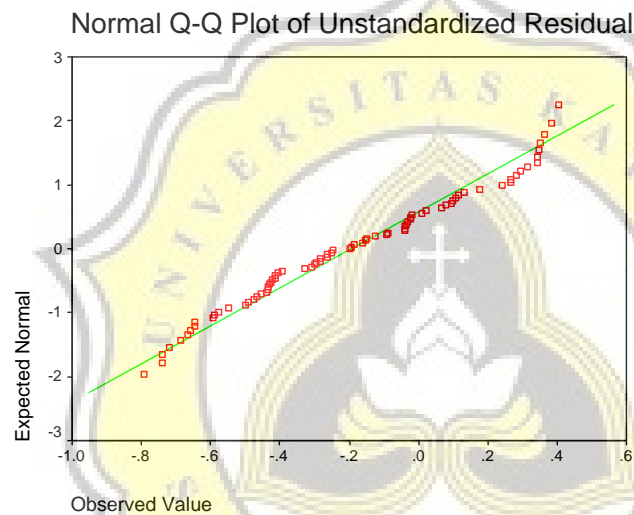


## UJI NORMALITAS DINORMALKAN

### Tests of Normality

	Kolmogorov-Smirnov <sup>a</sup>			Shapiro-Wilk		
	Statistic	df	Sig.	Statistic	df	Sig.
Unstandardized Residual	.091	79	.161	.964	79	.024

a. Lilliefors Significance Correction



## UJI HETEROKEDASTISITAS

### Coefficients<sup>a</sup>

Model		Unstandardized Coefficients		Standardized Coefficients	t	Sig.
		B	Std. Error	Beta		
1	(Constant)	-1.635	.648		-2.521	.014
	MANJ	3.288E-02	.063	.058	.526	.601
	INST	-.344	.194	-.193	-1.772	.081
	KI	-.730	.475	-.171	-1.535	.129
	KA	-1.66E-03	.014	-.014	-.122	.903
	GROWTH	-1.20E-07	.000	-.246	-1.449	.152
	SIZE	.213	1.550	.483	1.371	.069

a. Dependent Variable: ABS

## UJI MULTIKOLINEARITAS

**Coefficients<sup>a</sup>**

Model		Unstandardized Coefficients		Standardized Coefficients	t	Sig.	Collinearity Statistics	
		B	Std. Error	Beta			Tolerance	VIF
1	(Constant)	-.106	.648		-.163	.871		
	MANJ	-7.31E-02	.063	-.117	-1.169	.246	.935	1.070
	INST	.398	.194	.201	2.050	.044	.964	1.038
	KI	2.201	.475	.464	4.631	.000	.925	1.081
	KA	-2.28E-02	.014	-.170	-1.678	.098	.906	1.103
	GROWTH	-8.63E-08	.000	-.160	-1.044	.300	.399	2.508
	SIZE	-1.98E-02	.052	-.056	-.381	.704	.425	2.352

a. Dependent Variable: TOBIN

## UJI AUTOKORELASI

**Model Summary<sup>b</sup>**

Model	R	R Square	Adjusted R Square	Std. Error of the Estimate	Durbin-Watson
1	.574 <sup>a</sup>	.330	.274	.3192790	1.613

a. Predictors: (Constant), SIZE, MANJ, KA, INST, KI, GROWTH

b. Dependent Variable: TOBIN

## REGRESI SETELAH DATA DINORMALKAN

**Model Summary<sup>b</sup>**

Model	R	R Square	Adjusted R Square	Std. Error of the Estimate
1	.574 <sup>a</sup>	.330	.274	.3192790

a. Predictors: (Constant), SIZE, MANJ, KA, INST, KI, GROWTH

b. Dependent Variable: TOBIN

**ANOVA<sup>b</sup>**

Model		Sum of Squares	df	Mean Square	F	Sig.
1	Regression	3.611	6	.602	5.905	.000 <sup>a</sup>
	Residual	7.340	72	.102		
	Total	10.951	78			

a. Predictors: (Constant), SIZE, MANJ, KA, INST, KI, GROWTH

b. Dependent Variable: TOBIN

**Coefficients<sup>a</sup>**

Model		Unstandardized Coefficients		Standardized Coefficients	t	Sig.
		B	Std. Error	Beta		
1	(Constant)	-.106	.648		-.163	.871
	MANJ	-7.31E-02	.063	-.117	-1.169	.246
	INST	.398	.194	.201	2.050	.044
	KI	2.201	.475	.464	4.631	.000
	KA	-2.28E-02	.014	-.170	-1.678	.098
	GROWTH	-8.63E-08	.000	-.160	-1.044	.300
	SIZE	-1.98E-02	.052	-.056	-.381	.704

a. Dependent Variable: TOBIN

**MENGGUNAKAN MODEL ROE****STATISTIK DESKRIPTIF****Statistics**

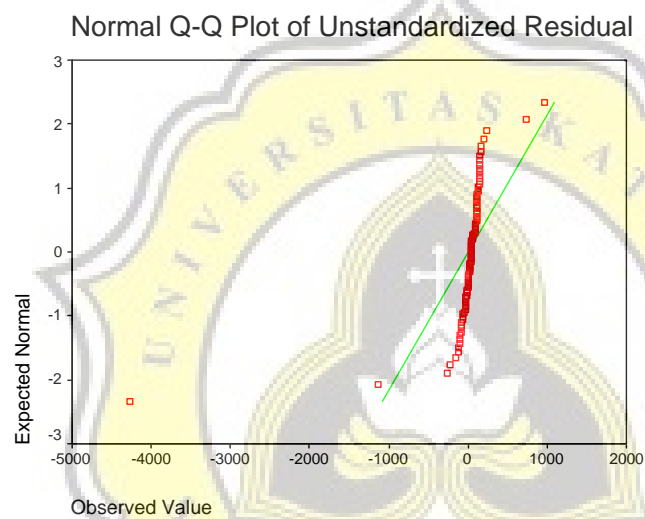
		ROE	MANJ	INST	KI	KA	GROWTH	SIZE
N	Valid	76	76	76	76	76	76	76
	Missing	0	0	0	0	0	0	0
	Mean	.586447	.129662	.590624	.359605	1.319737	1787085	13.073639
	Median	2.690000	.025500	.595600	.330000	.635000	313368.5	13.116800
	Std. Deviation	19.45337	.6091954	.1591131	.0829207	2.8301279	7362384	1.2673928
	Minimum	-77.6900	.0001	.1307	.2000	.0600	17669.00	10.4389
	Maximum	68.4700	5.3300	.8691	.6000	18.5100	6.1E+07	17.6654

## UJI NORMALITAS (DATA TIDAK NORMAL)

Tests of Normality

	Kolmogorov-Smirnov <sup>a</sup>			Shapiro-Wilk		
	Statistic	df	Sig.	Statistic	df	Sig.
Unstandardized Residual	.351	103	.000	.303	103	.000

a. Lilliefors Significance Correction

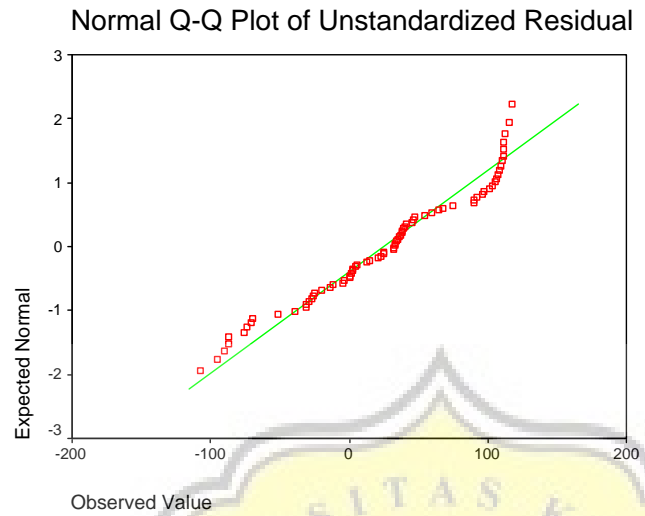


## UJI NORMALITAS DATA DINORMALKAN

Tests of Normality

	Kolmogorov-Smirnov <sup>a</sup>			Shapiro-Wilk		
	Statistic	df	Sig.	Statistic	df	Sig.
Unstandardized Residual	.098	76	.066	.950	76	.004

a. Lilliefors Significance Correction



### UJI HETEROKEDASTISITAS

Coefficients<sup>a</sup>

Model		Unstandardized Coefficients		Standardized Coefficients	t	Sig.
		B	Std. Error	Beta		
1	(Constant)	311.161	55.850		5.571	.000
	MANJ	1.448	6.711	.023	.216	.830
	INST	15.182	26.967	.064	.563	.575
	KI	-120.420	49.942	-.264	-2.411	.019
	KA	-2.378	1.425	-.178	-1.669	.100
	GROWTH	1.356E-06	.000	.264	1.954	.055
	SIZE	-16.866	4.147	-.564	-4.067	.000

a. Dependent Variable: ABS

## UJI MULTIKOLINEARITAS

Coefficients<sup>a</sup>

Model		Unstandardized Coefficients		Standardized Coefficients	t	Sig.	Collinearity Statistics	
		B	Std. Error	Beta			Tolerance	VIF
1	(Constant)	-36.991	30.504		-1.213	.229		
	MANJ	1.879	3.665	.059	.513	.610	.939	1.066
	INST	6.148	14.729	.050	.417	.678	.852	1.174
	KI	-36.670	27.277	-.156	-1.344	.183	.915	1.093
	KA	-2.31E-02	.778	-.003	-.030	.976	.965	1.036
	GROWTH	3.453E-07	.000	.131	.911	.365	.601	1.664
	SIZE	3.542	2.265	.231	1.564	.122	.568	1.761

a. Dependent Variable: ROE

## UJI AUTOKORELASI

Model Summary<sup>b</sup>

Model	R	R Square	Adjusted R Square	Std. Error of the Estimate	Durbin-Watson
1	.383 <sup>a</sup>	.147	.073	18.7336184	2.211

a. Predictors: (Constant), SIZE, MANJ, KA, INST, KI, GROWTH

b. Dependent Variable: ROE

## REGRESI SETELAH DATA NORMAL

Model Summary<sup>b</sup>

Model	R	R Square	Adjusted R Square	Std. Error of the Estimate	Durbin-Watson
1	.383 <sup>a</sup>	.147	.073	18.7336184	2.211

a. Predictors: (Constant), SIZE, MANJ, KA, INST, KI, GROWTH

b. Dependent Variable: ROE



ANOVA<sup>b</sup>

Model		Sum of Squares	df	Mean Square	F	Sig.
1	Regression	4167.064	6	694.511	1.979	.080 <sup>a</sup>
	Residual	24215.444	69	350.948		
	Total	28382.508	75			

a. Predictors: (Constant), SIZE, MANJ, KA, INST, KI, GROWTH

b. Dependent Variable: ROE

Coefficients<sup>a</sup>

Model		Unstandardized Coefficients		Standardized Coefficients	t	Sig.
		B	Std. Error	Beta		
1	(Constant)	-36.991	30.504		-1.213	.229
	MANJ	1.879	3.665	.059	.513	.610
	INST	6.148	14.729	.050	.417	.678
	KI	-36.670	27.277	-.156	-1.344	.183
	KA	-2.31E-02	.778	-.003	-.030	.976
	GROWTH	3.453E-07	.000	.131	.911	.365
	SIZE	3.542	2.265	.231	1.564	.122

a. Dependent Variable: ROE