

## 7. LAMPIRAN

### Lampiran 1. Uji ANOVA pH

#### Tests of Between-Subjects Effects

Dependent Variable: pHdada

Source	Type III Sum of Squares	df	Mean Square	F	Sig.
Corrected Model	2.868 <sup>a</sup>	23	.125	3.398	.000
Intercept	2224.334	1	2224.334	60599.378	.000
Krom	.308	5	.062	1.680	.157
Minggu	1.919	3	.640	17.427	.000
Krom * Minggu	.641	15	.043	1.164	.331
Error	1.762	48	.037		
Total	2228.964	72			
Corrected Total	4.630	71			

a. R Squared = .619 (Adjusted R Squared = .437)

### Lampiran 2. Uji ANOVA Kadar Air

#### Tests of Between-Subjects Effects

Source	Dependent Variable	Type III Sum of Squares	df	Mean Square	F	Sig.
Corrected Model	Airdada	606.785 <sup>a</sup>	23	26.382	62.291	.000
	Airdada_trf	1.325 <sup>b</sup>	23	.058	60.983	.000
Intercept	Airdada	392311.126	1	392311.126	926288.8	.000
	Airdada_trf	4099.234	1	4099.234	4338252	.000
Krom	Airdada	11.289	5	2.258	5.331	.001
	Airdada_trf	.067	5	.013	14.144	.000
Minggu	Airdada	579.287	3	193.096	455.920	.000
	Airdada_trf	1.200	3	.400	423.232	.000
Krom * Minggu	Airdada	16.208	15	1.081	2.551	.007
	Airdada_trf	.059	15	.004	4.147	.000
Error	Airdada	20.329	48	.424		
	Airdada_trf	.045	48	.001		
Total	Airdada	392938.241	72			
	Airdada_trf	4100.605	72			
Corrected Total	Airdada	627.114	71			
	Airdada_trf	1.371	71			

a. R Squared = .968 (Adjusted R Squared = .952)

b. R Squared = .967 (Adjusted R Squared = .951)

## Lampiran 3. Uji ANOVA Protein

Tests of Between-Subjects Effects

Source	Dependent Variable	Type III Sum of Squares	df	Mean Square	F	Sig.
Corrected Model	Prodada	280.042 <sup>a</sup>	23	12.176	27.013	.000
	Prodada_trf	.185 <sup>b</sup>	23	.008	32.891	.000
Intercept	Prodada	28400.434	1	28400.434	63008.618	.000
	Prodada_trf	52.952	1	52.952	216817.8	.000
Krom	Prodada	18.373	5	3.675	8.152	.000
	Prodada_trf	.010	5	.002	7.849	.000
Minggu	Prodada	240.459	3	80.153	177.826	.000
	Prodada_trf	.163	3	.054	222.724	.000
Krom * Minggu	Prodada	21.209	15	1.414	3.137	.001
	Prodada_trf	.012	15	.001	3.272	.001
Error	Prodada	21.635	48	.451		
	Prodada_trf	.012	48	.000		
Total	Prodada	28702.111	72			
	Prodada_trf	53.148	72			
Corrected Total	Prodada	301.677	71			
	Prodada_trf	.196	71			

a. R Squared = .928 (Adjusted R Squared = .894)

b. R Squared = .940 (Adjusted R Squared = .912)

## Lampiran 4. Uji ANOVA Lemak

Tests of Between-Subjects Effects

Source	Dependent Variable	Type III Sum of Squares	df	Mean Square	F	Sig.
Corrected Model	Fatdada	35.974 <sup>a</sup>	23	1.564	126.486	.000
	Fatdada_trf	5.809 <sup>b</sup>	23	.253	101.533	.000
Intercept	Fatdada	331.890	1	331.890	26839.409	.000
	Fatdada_trf	27.335	1	27.335	10988.689	.000
Krom	Fatdada	2.924	5	.585	47.291	.000
	Fatdada_trf	.352	5	.070	28.297	.000
Minggu	Fatdada	30.856	3	10.285	831.752	.000
	Fatdada_trf	5.223	3	1.741	699.821	.000
Krom * Minggu	Fatdada	2.195	15	.146	11.831	.000
	Fatdada_trf	.235	15	.016	6.287	.000
Error	Fatdada	.594	48	.012		
	Fatdada_trf	.119	48	.002		
Total	Fatdada	368.458	72			
	Fatdada_trf	33.263	72			
Corrected Total	Fatdada	36.568	71			
	Fatdada_trf	5.928	71			

a. R Squared = .984 (Adjusted R Squared = .976)

b. R Squared = .980 (Adjusted R Squared = .970)

## Lampiran 5. Uji ANOVA Nilai L\*

**Tests of Between-Subjects Effects**

Dependent Variable: Dad L

Source	Type III Sum of Squares	df	Mean Square	F	Sig.
Corrected Model	1701.388 <sup>a</sup>	23	73.973	9.512	.000
Intercept	214565.162	1	214565.162	27591.444	.000
Krom	311.710	5	62.342	8.017	.000
Minggu	1178.725	3	392.908	50.525	.000
Krom * Minggu	210.953	15	14.064	1.808	.061
Error	373.273	48	7.777		
Total	216639.823	72			
Corrected Total	2074.661	71			

a. R Squared = .820 (Adjusted R Squared = .734)

## Lampiran 6. Uji ANOVA Nilai a\*

**Tests of Between-Subjects Effects**

Dependent Variable: Dad a

Source	Type III Sum of Squares	df	Mean Square	F	Sig.
Corrected Model	80.776 <sup>a</sup>	23	3.512	3.858	.000
Intercept	3206.690	1	3206.690	3522.591	.000
Krom	6.895	5	1.379	1.515	.203
Minggu	69.324	3	23.108	25.384	.000
Krom * Minggu	4.557	15	.304	.334	.988
Error	43.695	48	.910		
Total	3331.162	72			
Corrected Total	124.472	71			

a. R Squared = .649 (Adjusted R Squared = .481)

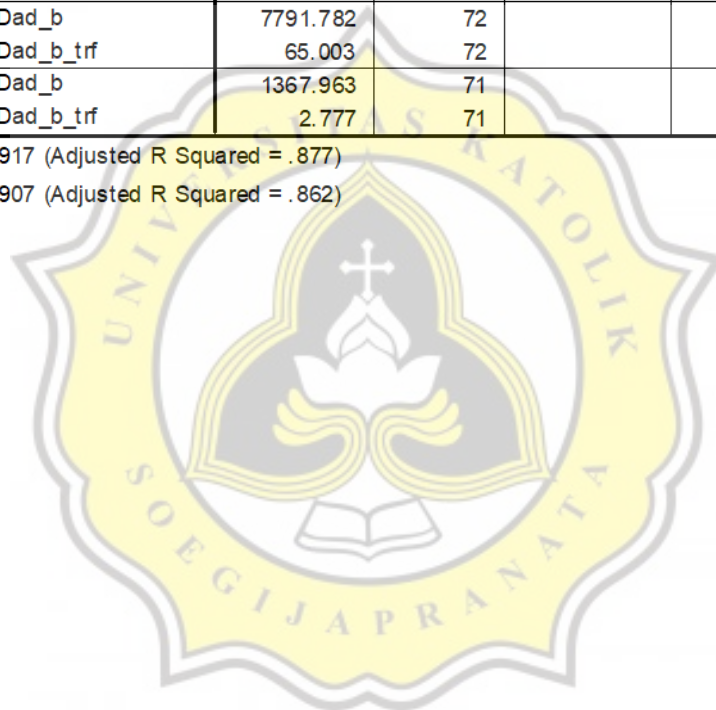
## Lampiran 7. Uji ANOVA Nilai b\*

Tests of Between-Subjects Effects

Source	Dependent Variable	Type III Sum of Squares	df	Mean Square	F	Sig.
Corrected Model	Dad_b	1254.579 <sup>a</sup>	23	54.547	23.092	.000
	Dad_b_trf	2.519 <sup>b</sup>	23	.110	20.357	.000
Intercept	Dad_b	6423.818	1	6423.818	2719.452	.000
	Dad_b_trf	62.225	1	62.225	11565.814	.000
Krom	Dad_b	23.450	5	4.690	1.985	.098
	Dad_b_trf	.107	5	.021	3.995	.004
Minggu	Dad_b	1203.447	3	401.149	169.822	.000
	Dad_b_trf	2.298	3	.766	142.355	.000
Krom * Minggu	Dad_b	27.681	15	1.845	.781	.691
	Dad_b_trf	.114	15	.008	1.411	.181
Error	Dad_b	113.384	48	2.362		
	Dad_b_trf	.258	48	.005		
Total	Dad_b	7791.782	72			
	Dad_b_trf	65.003	72			
Corrected Total	Dad_b	1367.963	71			
	Dad_b_trf	2.777	71			

a. R Squared = .917 (Adjusted R Squared = .877)

b. R Squared = .907 (Adjusted R Squared = .862)



## Lampiran 8. Hasil Uji Korelasi Bivariate

Correlations		pH	Air	Protein	Lemk	Berat	L	b	a
pH	Pearson Correlation	1	-0,182	0,143	,293*	,288*	-0,079	-0,163	-0,045
	Sig. (2-tailed)		0,126	0,231	0,013	0,014	0,509	0,171	0,709
	N	72	72	72	72	72	72	72	72
Air	Pearson Correlation	-0,182	1	-,932**	-,834**	-,935**	,735**	,690**	,840**
	Sig. (2-tailed)	0,126		0	0	0	0	0	0
	N	72	72	72	72	72	72	72	72
Protein	Pearson Correlation	0,143	-,932**	1	,722**	,882**	-,719**	-,592**	-,792**
	Sig. (2-tailed)	0,231	0		0	0	0	0	0
	N	72	72	72	72	72	72	72	72
Lemak	Pearson Correlation	,293*	-,834**	,722**	1	,862**	-,574**	-,752**	-,705**
	Sig. (2-tailed)	0,013	0	0		0	0	0	0
	N	72	72	72	72	72	72	72	72
Berat	Pearson Correlation	,288*	-,935**	,882**	,862**	1	-,745**	-,709**	-,824**
	Sig. (2-tailed)	0,014	0	0	0		0	0	0
	N	72	72	72	72	72	72	72	72
L	Pearson Correlation	-0,079	,735**	-,719**	-,574**	-,745**	1	,486**	,757**
	Sig. (2-tailed)	0,509	0	0	0	0		0	0
	N	72	72	72	72	72	72	72	72
b	Pearson Correlation	-0,163	,690**	-,592**	-,752**	-,709**	,486**	1	,590**
	Sig. (2-tailed)	0,171	0	0	0	0	0		0
	N	72	72	72	72	72	72	72	72
a	Pearson Correlation	-0,045	,840**	-,792**	-,705**	-,824**	,757**	,590**	1
	Sig. (2-tailed)	0,709	0	0	0	0	0	0	
	N	72	72	72	72	72	72	72	72

\* Correlation is significant at the 0.05 level (2-tailed).

\*\* Correlation is significant at the 0.01 level (2-tailed).





## Lampiran 10. Penerapan Kromanon Deamina Pada Ayam Broiler

Umur (Hari)	Populasi (ekor)	Bobot ayam (gr)		Konsumsi 24 jam (/ekor)		Mnm 3 jam (cc)		Dosis Perlakuan Kromanon (cc) <sup>9)</sup>					
		1 ek	per kandang	Pakan	Minum	1 ek	per kandang	A	B	C	D	E	F
1	100	40	4,000	12	24	3	300	0	0,10	0,20	0,30	0,40	0,50
2		59	5,900	14	28	3,5	350	0	0,15	0,30	0,44	0,59	0,74
3		75	7,500	18	36	4,5	450	0	0,19	0,38	0,56	0,75	0,94
4		94	9,400	21	42	5,25	525	0	0,24	0,47	0,71	0,94	1,18
5		117	11,700	26	52	6,5	650	0	0,29	0,59	0,88	1,17	1,46
6		144	14,400	28	56	7	700	0	0,36	0,72	1,08	1,44	1,80
7		175	17,500	31	62	7,75	775	0	0,44	0,88	1,31	1,75	2,19
8	90	210	18,900	34	68	8,5	765	0	0,47	0,95	1,42	1,89	2,36
9		248	22,320	40	80	10	900	0	0,56	1,12	1,67	2,23	2,79
10		289	26,010	46	92	11,5	1,035	0	0,65	1,30	1,95	2,60	3,25
11		334	30,060	52	104	13	1,170	0	0,75	1,50	2,25	3,01	3,76
12		382	34,380	58	116	14,5	1,305	0	0,86	1,72	2,58	3,44	4,30
13		433	38,970	64	128	16	1,440	0	0,97	1,95	2,92	3,90	4,87
14		486	43,740	70	140	17,5	1,575	0	1,09	2,19	3,28	4,37	5,47
15	80	543	43,440	76	152	19	1,520	0	1,09	2,17	3,26	4,34	5,43
16		602	48,160	82	164	20,5	1,640	0	1,20	2,41	3,61	4,82	6,02
17		663	53,040	88	176	22	1,760	0	1,33	2,65	3,98	5,30	6,63
18		727	58,160	94	188	23,5	1,880	0	1,45	2,91	4,36	5,82	7,27
19		793	63,440	100	200	25	2,000	0	1,59	3,17	4,76	6,34	7,93
20		862	68,960	105	210	26,3	2,104	0	1,72	3,45	5,17	6,90	8,62
21		932	74,560	111	222	27,8	2,224	0	1,86	3,73	5,59	7,46	9,32
22	70	1,004	70,280	117	234	29,3	2,051	0	1,76	3,51	5,27	7,03	8,79
23		1,077	75,390	122	244	30,5	2,135	0	1,88	3,77	5,65	7,54	9,42
24		1,153	80,710	129	258	32,3	2,261	0	2,02	4,04	6,05	8,07	10,09
25		1,230	86,100	134	268	33,5	2,345	0	2,15	4,31	6,46	8,61	10,76
26		1,308	91,560	140	280	35	2,450	0	2,29	4,58	6,87	9,16	11,45
27		1,387	97,090	146	292	36,5	2,555	0	2,43	4,85	7,28	9,71	12,14
28		1,467	102,690	150	300	37,5	2,625	0	2,57	5,13	7,70	10,27	12,84
29	60	1,549	92,940	156	312	39	2,340	0	2,32	4,65	6,97	9,29	11,62
30		1,631	97,860	160	320	40	2,400	0	2,45	4,89	7,34	9,79	12,23
31		1,714	102,840	165	330	41,3	2,478	0	2,57	5,14	7,71	10,28	12,86
32		1,797	107,820	169	338	42,3	2,538	0	2,70	5,39	8,09	10,78	13,48
33		1,881	112,860	173	346	43,3	2,598	0	2,82	5,64	8,46	11,29	14,11
34		1,965	117,900	176	352	44	2,640	0	2,95	5,90	8,84	11,79	14,74
35		2,049	122,940	179	358	44,8	2,688	0	3,07	6,15	9,22	12,29	15,37

Lampiran 11. Pengaplikasian Kromanon Deamina Pada Perlakuan A

Popl (ekor)	Umur (Hari)	Kandang					Bobot ayam (gr)		Konsumsi 24 jam (/ekor)	
		A1	A2	A3	A4	A5	1 ekor	1 kandang	Pakan	Minum
100	1					40	40	4,000	12	24
	2		58		55	57	57	5,700	14	28
	3	56		56		69	60	6,000	18	36
	4		73	73	71		72	7,200	21	42
	5	84		89	89		87	8,700	26	52
	6		112	116		136	121	12,100	28	56
	7	135	135			139	136	13,600	31	62
90	8	168		179		172	173	15,570	34	68
	9		198		211	211	207	18,630	40	80
	10	231		237		246	238	21,420	46	92
	11	267	267		284		273	24,570	52	104
	12	306		306	325		312	28,080	58	116
	13	346		346		368	353	31,770	64	128
	14		389	389		413	397	35,730	70	140
80	15	445		434		462	447	35,760	76	152
	16	494	512		596		534	42,720	82	164
	17		544		656	630	610	48,800	88	176
	18	618		582	582		594	47,520	94	188
	19	674	674			650	666	53,280	100	200
	20		733		690	690	704	56,320	105	210
	21	792		746	746		761	60,880	111	222
70	22		853	803	873		843	59,010	117	234
	23	1077	1077	862			1005	70,350	122	244
	24		980		1061	1153	1065	74,550	129	258
	25	1009		984		1169	1054	73,780	134	268
	26		1112	1046	1046		1068	74,760	140	280
	27	1137		1179	1110		1142	79,940	146	292
	28		1247	1203		1174	1208	84,560	150	300
60	29	1068	1526		1482		1359	81,540	156	312
	30	1615		1337		1419	1457	87,420	160	320
	31		1628		1405	1371	1468	88,080	165	330
	32	1779		1527		1438	1581	94,860	169	338
	33	1486	1542		1787		1605	96,300	173	346
	34		1611	1670	1670		1650	99,000	176	352
	35	1844			1742	1639	1742	104,520	179	358



## Lampiran 12. Pengaplikasian Kromanon Deamina Pada Perlakuan B

Popl (ekor)	Umur (Hari)	Kandang					Bobot ayam (gr)		Konsumsi 24 jam (/ekor)		Mnm 3 jam (cc)		Kromanon (cc)
		B1	B2	B3	B4	B5	1 ekor	1 kandang	Pakan	Minum	1 ekor	1 kandang	
100	1					40	40	4,000	12	24	3	300	0,10
	2		58		55	57	57	5,700	14	28	3,5	350	0,14
	3	67		67		71	68	6,800	18	36	4,5	450	0,17
	4		89	87	87		88	8,800	21	42	5,25	525	0,22
	5	101		106	106		104	10,400	26	52	6,5	650	0,26
	6		142	138		138	139	13,900	28	56	7	700	0,35
	7	162	162			172	165	16,500	31	62	7,75	775	0,41
90	8	206	216		207		210	18,900	34	68	8,5	765	0,47
	9	243		252		244	246	22,140	40	80	10	900	0,55
	10		298		293	285	292	26,280	46	92	11,5	1,035	0,66
	11	327		337		329	331	29,790	52	104	13	1,170	0,74
	12	374	395		391		387	34,830	58	116	14,5	1,305	0,87
	13		448	437	437		441	39,690	64	128	16	1,440	0,99
	14	476			491	479	482	43,380	70	140	17,5	1,575	1,08
80	15		559	521	535		538	43,040	76	152	19	1,520	1,08
	16	590	623		616		610	48,800	82	164	20,5	1,640	1,22
	17		664		661	663	663	53,040	88	176	22	1,760	1,33
	18	716		698		734	716	57,280	94	188	23,5	1,880	1,43
	19		817	761	781		786	62,880	100	200	25	2,000	1,57
	20	849		828	849		842	67,360	105	210	26,3	2,104	1,68
	21		960	946		918	941	75,280	111	222	27,8	2,224	1,88
70	22	989		964		1014	989	69,230	117	234	29,3	2,051	1,73
	23	1061	1109		1088		1086	76,020	122	244	30,5	2,135	1,90
	24		1193	1165		1180	1179	82,530	129	258	32,3	2,261	2,06
	25	1205		1181	1212		1199	83,930	134	268	33,5	2,345	2,10
	26	1282	1347			1328	1319	92,330	140	280	35	2,450	2,31
	27		1429		1366	1366	1387	97,090	146	292	36,5	2,555	2,43
	28	1438		1408	1445		1430	100,100	150	300	37,5	2,625	2,50
60	29	1518		1487		1526	1510	90,600	156	312	39	2,340	2,27
	30	1607	1680		1647		1645	98,700	160	320	40	2,400	2,47
	31		1774	1731		1753	1753	105,180	165	330	41,3	2,478	2,63
	32	1761		1725	1770		1752	105,120	169	338	42,3	2,538	2,63
	33	1843	1937			1909	1896	113,760	173	346	43,3	2,598	2,84
	34		2024		1936	1936	1965	117,900	176	352	44	2,640	2,95
	35	2008		1967	2018		1998	119,880	179	358	44,8	2,688	3,00

Lampiran 13. Pengaplikasian Kromanon Deamina Pada Perlakuan C

Popl (ekor)	Umur (Hari)	Kandang					Bobot ayam (gr)		Konsumsi 24 jam (/ekor)		Mnm 3 jam (cc)		Kromanon (cc)
		C1	C2	C3	C4	C5	1 ekor	1 kandang	Pakan	Minum	1 ekor	1 kandang	
100	1					40	40	4,000	12	24	3	300	0,20
	2		58		55	57	57	5,700	14	28	3,5	350	0,29
	3	71		70		71	71	7,100	18	36	4,5	450	0,36
	4		87	87	87		87	8,700	21	42	5,25	525	0,44
	5	107		106	106		106	10,600	26	52	6,5	650	0,53
	6		139	138		138	138	13,800	28	56	7	700	0,69
	7	172	172			172	172	17,200	31	62	7,75	775	0,86
90	8	213	213		210		212	19,080	34	68	8,5	765	0,95
	9	252		252		244	249	22,410	40	80	10	900	1,12
	10		293		293	285	290	26,100	46	92	11,5	1,035	1,31
	11	339		337		329	335	30,150	52	104	13	1,170	1,51
	12	388	388		391		389	35,010	58	116	14,5	1,305	1,75
	13		440	437	437		438	39,420	64	128	16	1,440	1,97
	14	494			491	479	488	43,920	70	140	17,5	1,575	2,20
80	15		551	478	478		502	40,160	76	152	19	1,520	2,01
	16	612	611		616		613	49,040	82	164	20,5	1,640	2,45
	17		664		661	663	663	53,040	88	176	22	1,760	2,65
	18	714		640		640	665	53,200	94	188	23,5	1,880	2,66
	19		778	698	698		725	58,000	100	200	25	2,000	2,90
	20	846		759	759		788	63,040	105	210	26,3	2,104	3,15
	21		915	915		918	916	73,280	111	222	27,8	2,224	3,66
70	22	986		984		885	952	66,640	117	234	29,3	2,051	3,33
	23	1057	928		996		994	69,580	122	244	30,5	2,135	3,48
	24		940		1187	1017	1048	73,360	129	258	32,3	2,261	3,67
	25	1207		1138	1206		1184	82,880	134	268	33,5	2,345	4,14
	26	1255	1347			1293	1298	90,860	140	280	35	2,450	4,54
	27		1283		1361	1318	1321	92,470	146	292	36,5	2,555	4,62
	28	1510		1408	1441		1453	101,710	150	300	37,5	2,625	5,09
60	29	1520		1595		1520	1545	92,700	156	312	39	2,340	4,64
	30		1599		1601	1679	1626	97,560	160	320	40	2,400	4,88
	31	1682		1579		1731	1664	99,840	165	330	41,3	2,478	4,99
	32	1833	1747		1851		1810	108,600	169	338	42,3	2,538	5,43
	33	1919		1883	1900		1901	114,060	173	346	43,3	2,598	5,70
	34	2004		1967		1985	1985	119,100	176	352	44	2,640	5,96
	35		2131	2116		2069	2105	126,300	179	358	44,8	2,688	6,32

Lampiran 14. Pengaplikasian Kromanon Deamina Pada Perlakuan D

Popl (ekor)	Umur (Hari)	Kandang					Bobot ayam (gr)		Konsumsi 24 jam (/ekor)		Mnm 3 jam (cc)		Kromanon (cc)
		D1	D2	D3	D4	D5	1 ekor	1 kandang	Pakan	Minum	1 ekor	1 kandang	
100	1					40	40	4,000	12	24	3	300	0,30
	2		58		55	57	57	5,700	14	28	3,5	350	0,43
	3	71		67		71	70	7,000	18	36	4,5	450	0,53
	4		87	89	88		88	8,800	21	42	5,25	525	0,66
	5	107		106	106		106	10,600	26	52	6,5	650	0,80
	6		139	138		138	138	13,800	28	56	7	700	1,04
	7	172	172			172	172	17,200	31	62	7,75	775	1,29
90	8		213	202	212		209	18,810	34	68	8,5	765	1,41
	9	253	258			250	254	22,860	40	80	10	900	1,71
	10		290		287	289	289	26,010	46	92	11,5	1,035	1,95
	11	339		321		337	332	29,880	52	104	13	1,170	2,24
	12		388	367	386		380	34,200	58	116	14,5	1,305	2,57
	13	439		416	437		431	38,790	64	128	16	1,440	2,91
	14		493	510		479	494	44,460	70	140	17,5	1,575	3,33
80	15	554		548		551	551	44,080	76	152	19	1,520	3,31
	16		611	578	608		599	47,920	82	164	20,5	1,640	3,59
	17	676		673		670	673	53,840	88	176	22	1,760	4,04
	18	742	756		734		744	59,520	94	188	23,5	1,880	4,46
	19	809		824	801		811	64,880	100	200	25	2,000	4,87
	20	879		828		871	859	68,720	105	210	26,3	2,104	5,15
	21		951	857		941	916	73,280	111	222	27,8	2,224	5,50
70	22	1014	1019		1034		1022	71,540	117	234	29,3	2,051	5,37
	23	1088		1093		1061	1081	75,670	122	244	30,5	2,135	5,68
	24		1170		1193	1136	1166	81,620	129	258	32,3	2,261	6,12
	25	1242		1242		1212	1232	86,240	134	268	33,5	2,345	6,47
	26	1321	1328		1338		1329	93,030	140	280	35	2,450	6,98
	27		1408	1456	1401		1422	99,540	146	292	36,5	2,555	7,47
	28	1482		1482	1445		1470	102,900	150	300	37,5	2,625	7,72
60	29	1580		1564		1526	1557	93,420	156	312	39	2,340	7,01
	30	1655	1713		1647		1672	100,320	160	320	40	2,400	7,52
	31		1741		1731	1753	1742	104,520	165	330	41,3	2,478	7,84
	32	1869		1725	1815		1803	108,180	169	338	42,3	2,538	8,11
	33	1937	1909			1966	1937	116,220	173	346	43,3	2,598	8,72
	34		2007		2024	1971	2001	120,060	176	352	44	2,640	9,00
	35	2131		2112	2192		2145	128,700	179	358	44,8	2,688	9,65

## Lampiran 15. Pengaplikasian Kromanon Deamina Pada Perlakuan E

Popl (ekor)	Umur (Hari)	Kandang					Bobot ayam (gr)		Konsumsi 24 jam (/ekor)		Mnm 3 jam (cc)		Kromanon (cc)
		E1	E2	E3	E4	E5	1 ekor	1 kandang	Pakan	Minum	1 ekor	1 kandang	
100	1					40	40	4,000	12	24	3	300	0,40
	2		58		55	57	57	5,700	14	28	3,5	350	0,57
	3	71		67		71	70	7,000	18	36	4,5	450	0,70
	4		87	87	87		87	8,700	21	42	5,25	525	0,87
	5	107		106	106		106	10,600	26	52	6,5	650	1,06
	6		139	138		138	138	13,800	28	56	7	700	1,38
	7	172	172			172	172	17,200	31	62	7,75	775	1,72
90	8		213	202	212		209	18,810	34	68	8,5	765	1,88
	9	250	251		252		251	22,590	40	80	10	900	2,26
	10		290		287	289	289	26,010	46	92	11,5	1,035	2,60
	11	332		321		337	330	29,700	52	104	13	1,170	2,97
	12		387	367	386		380	34,200	58	116	14,5	1,305	3,42
	13	431		416	437		428	38,520	64	128	16	1,440	3,85
	14		492	493		479	488	43,920	70	140	17,5	1,575	4,39
80	15	540		521		548	536	42,880	76	152	19	1,520	4,29
	16		610	578	608		599	47,920	82	164	20,5	1,640	4,79
	17		671		670	678	673	53,840	88	176	22	1,760	5,38
	18	720		698	734		717	57,360	94	188	23,5	1,880	5,74
	19	785	803			805	798	63,840	100	200	25	2,000	6,38
	20		873		870	849	864	69,120	105	210	26,3	2,104	6,91
	21	923		895	941		920	73,600	111	222	27,8	2,224	7,36
70	22	1024		1014		1019	1019	71,330	117	234	29,3	2,051	7,13
	23		1099		1212	1088	1133	79,310	122	244	30,5	2,135	7,93
	24	1176		1170		1165	1170	81,900	129	258	32,3	2,261	8,19
	25	1255	1316		1242		1271	88,970	134	268	33,5	2,345	8,90
	26	1360		1256	1321		1312	91,840	140	280	35	2,450	9,18
	27	1415		1332		1401	1383	96,810	146	292	36,5	2,555	9,68
	28		1496	1408		1482	1462	102,340	150	300	37,5	2,625	10,23
60	29	1534	1568		1564		1555	93,300	156	312	39	2,340	9,33
	30	1615		1655		1607	1626	97,560	160	320	40	2,400	9,76
	31		1735		1740	1628	1701	102,060	165	330	41,3	2,478	10,21
	32	1779		1815		1707	1767	106,020	169	338	42,3	2,538	10,60
	33	1862	1999		1924		1928	115,680	173	346	43,3	2,598	11,57
	34		1990	1985	2044		2006	120,360	176	352	44	2,640	12,04
	35	2090			2135	2018	2081	124,860	179	358	44,8	2,688	12,49

Lampiran 16. Pengaplikasian Kromanon Deamina Pada Perlakuan F

Popl (ekor)	Umur (Hari)	Kandang					Bobot ayam (gr)		Konsumsi 24 jam (/ekor)		Mnm 3 jam (cc)		Kromanon (cc)
		F1	F2	F3	F4	F5	1 ekor	1 kandang	Pakan	Minum	1 ekor	1 kandang	
100	1					40	40	4,000	12	24	3	300	0,50
	2		58		55	57	57	5,700	14	28	3,5	350	0,71
	3	71		70		71	71	7,100	18	36	4,5	450	0,89
	4		87	87	87		87	8,700	21	42	5,25	525	1,09
	5	107		106	106		106	10,600	26	52	6,5	650	1,33
	6		118	138		138	131	13,100	28	56	7	700	1,64
	7	156	156			156	156	15,600	31	62	7,75	775	1,95
90	8		194	193	193		193	17,370	34	68	8,5	765	2,17
	9	248			256	250	251	22,590	40	80	10	900	2,82
	10		290		287	289	289	26,010	46	92	11,5	1,035	3,25
	11	308		307		308	308	27,720	52	104	13	1,170	3,47
	12		352	351	351		351	31,590	58	116	14,5	1,305	3,95
	13	399		398	398		398	35,820	64	128	16	1,440	4,48
	14		448	448		479	458	41,220	70	140	17,5	1,575	5,15
80	15	500		494		500	498	39,840	76	152	19	1,520	4,98
	16		555	554	554		554	44,320	82	164	20,5	1,640	5,54
	17		571		611	611	598	47,840	88	176	22	1,760	5,98
	18	670		662	665		666	53,280	94	188	23,5	1,880	6,66
	19	731	731			731	731	58,480	100	200	25	2,000	7,31
	20		794		789	849	811	64,880	105	210	26,3	2,104	8,11
	21	859		859	860		859	68,720	111	222	27,8	2,224	8,59
70	22	926		925		784	878	61,460	117	234	29,3	2,051	7,68
	23		841		1088	1088	1006	70,420	122	244	30,5	2,135	8,80
	24	1176		1170		900	1082	75,740	129	258	32,3	2,261	9,47
	25	1255	1255		960		1157	80,990	134	268	33,5	2,345	10,12
	26	1021		1190	1321		1177	82,390	140	280	35	2,450	10,30
	27	1415	1401	1083			1300	91,000	146	292	36,5	2,555	11,38
	28		1481	1439		1435	1452	101,640	150	300	37,5	2,625	12,71
60	29	1580	1580		1564		1575	94,500	156	312	39	2,340	11,81
	30	1657		1601		1607	1622	97,320	160	320	40	2,400	12,17
	31		1740		1682	1688	1703	102,180	165	330	41,3	2,478	12,77
	32	1826		1763		1770	1786	107,160	169	338	42,3	2,538	13,40
	33	1911	1910		1848		1890	113,400	173	346	43,3	2,598	14,18
	34		1995	1928	1928		1950	117,000	176	352	44	2,640	14,63
	35	2090			2110	2018	2073	124,380	179	358	44,8	2,688	15,55



Lampiran 17. Kandang Ayam Broiler



Lampiran 18. Penimbangan Bobot Ayam Broiler



Lampiran 19. Penyembelihan Ayam Broiler



Lampiran 20. Perendaman Ayam di Air Panas





Lampiran 21. Pencabutan Bulu



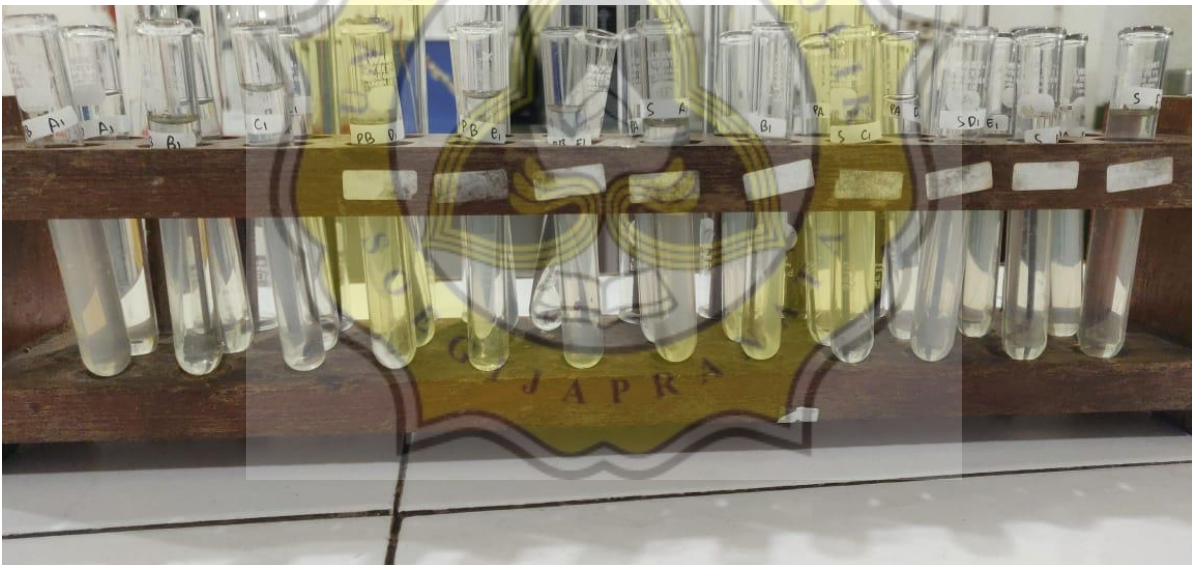
Lampiran 22. Pemotongan Ayam Menjadi Beberapa Bagian




Lampiran 23. Inkubasi Sampel Sebelum Diuji



Lampiran 24. Sampel Yang Telah di Sentrifugasi



## Lampiran 25. Pengujian Lowry







**8.53%** PLAGIARISM APPROXIMATELY

## Report #10894010

PENDAHULUAN Latar Belakang Industri peternakan ayam broiler memiliki peran yang sangat penting dalam memenuhi kebutuhan protein hewani di Indonesia karena sekitar 53% kebutuhan protein hewani masyarakat Indonesia dipenuhi oleh daging ayam. Ayam broiler diminati oleh pelaku industri perunggasan karena memiliki beberapa keunggulan, antara lain: waktu pemeliharaan yang singkat, laju perputaran modal yang cepat serta harganya yang cukup terjangkau menyebabkan permintaan akan komoditi ini sangat besar. Standar produksi ayam pedaging didasarkan pada peningkatan berat badan ayam, konsumsi pakan dan konversi pakan. Komposisi kimia ayam utuh terdiri dari air 65,95%, protein 18,6%, lemak 15,06% dan abu 0,79%. Banyaknya peminat ayam broiler ini dikarenakan kandungan gizi yang tinggi, tekstur yang lunak serta harga yang relatif murah. Oleh sebab itu daging ayam broiler disukai hampir semua orang. Nilai nutrisi ayam seperti protein dan lemak menjadi parameter yang penting dalam karakteristik mutu pemilihan daging ayam. Konsumen yang sadar kesehatan cenderung menyukai daging ayam yang memiliki tinggi protein dan rendah lemak. Oleh karena itu, pengaplikasian kromanon deamina merupakan salah satu alternatif dalam meningkatkan kadar protein dan menurunkan kadar lemak pada daging ayam. Menurut penelitian Sunaryanto dan Sumardi (2008)

REPORT #1089401021 JUN 2020, 11:58 PM

CHECKED AUTHOR STUDIO PEMBELAJARAN DIGITA

PAGE 1 OF 48

Semarang, 14 Juli 2020

Candra Firmanta  
(16-11-0136)