

LAMPIRAN



TABULASI DATA



Tabel 3.1 Populasi Penelitian

No	Kode	Nama Emiten	Tanggal IPO
1	APLN	Agung Podomoro Land Tbk	11 November 2010
2	ASRI	Alam Sutera Realty Tbk	18 Desember 2007
3	BAPA	Bekasi Asri Pemula Tbk	14 Januari 2008
4	BEST	Bekasi Fajar Industrial Estate Tbk	10 April 2012
5	BKDP	Bukit Darmo Property Tbk	15 Juni 2007
6	BKSL	Sentul City Tbk <i>(d.h. Bukit Sentul Tbk)</i>	28 Juli 1997
7	BSDE	Bumi Serpong Damai Tbk	6 Juni 2008
8	COWL	Cowell Development Tbk	19 Desember 2007
9	CTRA	Ciputra Development Tbk	28 Maret 1994
10	DART	Duta Anggada Realty Tbk	8 Mei 1990
11	DILD	Intiland Delopment Tbk	4 September 1991
12	DMAS	Puradelta Lestari Tbk	29 Mei 2015
13	DUTI	Duta Pertiwi Tbk	2 November 1994
14	EMDE	Megapolitan Delopment Tbk	12 Januaeri 2011
15	GAMA	Gading Development	11 Juli 2012
16	GPRA	Perdana Gapura Prima Tbk	10 Oktober 2007
17	GWSA	Greenwood Sejahtera Tbk	23 Desember 2011
18	JRPT	Jaya Real Property Tbk	29 Juni 1994
19	KIJA	Kawasan Industri Jababeka Tbk	10 Januari 1995
20	LCGP	Eureke Prima Jakarta Tbk <i>(d.h Laguna Cipta Griya Tbk)</i>	13 Juli 2007
21	LPCK	Lippo Cikarang Tbk	24 Juli 1997
22	LPKR	Lippo Karawaci Tbk	28 Juni 1996
23	MKPI	Metropolitan Kentjana Tbk	10 Juli 2009
24	MMLP	Mega Manunggal Property Tbk	12 Juni 2015
25	MTLA	Metropolitan Land Tbk	20 Juni 2011


26	MTSM	Metro Realty Tbk	8 Januari 1992
27	NIRO	Nirvana Development Tbk	13 September 2012
28	OMRE	Indonesia Prima Property Tbk	22 Agustus 1994
29	PPRO	PP Properti Tbk	19 Mei 2015
30	PLIN	Plaza Indonesia Realty Tbk	15 Juni 1992
31	PUDP	Pudjiati Prestige Tbk	18 November 1994
32	PWON	Pakuwon Jati Tbk	19 Oktober 1989
33	RBMS	Rista Bintang Mahkota Sejati Tbk	19 Desember 1997
34	RDTX	Roda Vivatex Tbk	14 Mei 1990
35	RODA	Pikko Land Development	22 Oktober 2001
36	SMDM	Suryamas Dutamakmur Tbk	12 Oktober 1995
37	SMRA	Summarecon Agung Tbk	7 Mei 1990
38	TARA	Sitara Propertindo Tbk	11 Juli 2014



Tabel 3.2 Sampel Penelitian

NO	Kode	Nama Emiten
1	APLN	Agung Podomoro Land Tbk
2	ASRI	Alam Sutera Reality Tbk
3	BAPA	Bekasi Asri Pemula Tbk
4	BEST	Bekasi Fajar Industrial Estate Tbk
5	BKDP	Bukit Darmo Property Tbk
6	BKSL	Sentul City Tbk (<i>d.h. Bukit Sentul Tbk</i>)
7	BSDE	Bumi Serpong Damai Tbk
8	COWL	Cowell Development Tbk
9	CTRA	Ciputra Development Tbk
10	DART	Duta Anggada Realty Tbk
11	DILD	Intiland Delopment Tbk
12	DMAS	Puradelta Lestari Tbk
13	DUTI	Duta Pertiwi Tbk
14	EMDE	Megapolitan Development Tbk
15	KIJA	Kawasan Industri Jababeka Tbk
16	GAMA	Gading Development
17	GPRA	Perdana Gapura Prima Tbk
18	GWSA	Greenwood Sejahtera Tbk
19	JRPT	Jaya Real Property Tbk
20	LCGP	Eureka Prima Jakarta Tbk (<i>d.h Laguna Cipta Griya Tbk</i>)
21	LPCK	Lippo Cikarang Tbk
22	LPKR	Lippo Karawaci Tbk
23	MKPI	Metropolitan Kentjana Tbk
24	MMLP	Mega Manunggal Property
25	MTLA	Metropolitan Land Tbk
26	MTSM	Metro Realty Tbk

27	NIRO	Nirvana Development
28	OMRE	Indonesia Prima Property Tbk
29	PPRO	PP Properti Tbk
30	PLIN	Plaza Indonesia Realty Tbk
31	PUDP	Pudjiati Prestige Tbk
32	PWON	Pakuwon Jati Tbk
33	RBMS	Rista Bintang Mahkota Sejati Tbk
34	RDTX	Roda Vivatex Tbk
35	RODA	Pikko Land Development Tbk
36	SMDM	Suryamas Dutamakmur Tbk
37	SMRA	Summarecon Agung Tbk
38	TARA	Sitara Propertindo Tbk



TAHUN 2015

NO	Kode	Nama Emiten	Assets Lancar	Utang Jangka Pendek	Current Ratio	Total Assets
1	APLN	Agung Podomoro Land Tbk	Rp 9.781.716.400.000,00	Rp 7.041.359.652.000	1,38918	Rp 24.559.174.988.000
2	ASRI	Alam Sutera Reality Tbk	Rp 2.698.917.559.000,00	Rp 3.752.467.213.000	0,71924	Rp 18.709.870.126.000
3	BAPA	Bekasi Asri Pemula Tbk	Rp 128.343.404.140,00	Rp 61.733.471.306	2,07899	Rp 175.743.601.667
4	BEST	Bekasi Fajar Industrial Estate Tbk	Rp 1.508.625.079.130,00	Rp 384.484.715.527	3,92376	Rp 4.631.315.439.422
5	BKDP	Bukit Darmo Property Tbk	Rp 44.547.643.597,00	Rp 69.540.984.373	0,64060	Rp 791.161.825.436
6	BKSL	Sentul City Tbk (<i>d.h. Bukit Sentul Tbk</i>)	Rp 4.191.414.243.140,00	Rp 3.227.924.826.605	1,29849	Rp 11.145.896.809.593
7	BSDE	Bumi Serpong Damai Tbk	Rp 16.789.559.633.165,00	Rp 6.146.403.064.486	2,73161	Rp 36.022.148.489.646
8	COWL	Cowell Development Tbk	Rp 583.413.951.262,00	Rp 575.730.150.412	1,01335	Rp 3.540.585.749.217
9	CTRA	Ciputra Development Tbk	Rp 12.022.907.000.000,00	Rp 8.013.555.000.000	1,50032	Rp 26.258.718.000.000
10	DART	Duta Anggada Realty Tbk	Rp 491.950.977.000,00	Rp 740.783.157.000	0,66410	Rp 5.739.863.241.000
11	DILD	Intiland Delopment Tbk	Rp 2.925.607.417.725,00	Rp 3.285.725.170.548	0,89040	Rp 10.288.572.076.882
12	DMAS	Puradelta Lestari Tbk	Rp 4.495.174.797.284,00	Rp 829.395.337.308	5,41982	Rp 8.007.121.008.539
13	DUTI	Duta Pertiwi Tbk	Rp 4.344.386.190.061,00	Rp 1.198.803.132.680	3,62394	Rp 9.014.911.216.451
14	EMDE	Megapolitan Development Tbk	Rp 558.329.072.808,00	Rp 373.768.632.655	1,49378	Rp 1.196.040.969.781
15	KIJA	Kawasan Industri Jababeka Tbk	Rp 6.645.564.014.345,00	Rp 1.047.210.764.452	6,34597	Rp 9.740.694.660.705
16	GAMA	Gading Development	Rp 472.921.447.493,00	Rp 217.481.089.914	2,17454	Rp 1.336.562.720.363
17	GPRA	Perdana Gapura Prima Tbk	Rp 1.360.614.642.936,00	Rp 435.263.158.794	3,12596	Rp 1.574.174.572.164

18	GWSA	Greenwood Sejahtera Tbk	Rp 809.864.098.222,00	Rp 230.319.789.255	3,51626	Rp 6.805.277.762.308
19	JRPT	Jaya Real Property Tbk	Rp 2.920.132.548.000,00	Rp 2.974.359.377.000	0,98177	Rp 7.578.101.438.000
20	LCGP	Eureka Prima Jakarta Tbk (d.h Laguna Cipta Griya Tbk)	Rp 1.634.480.980.230,00	Rp 91.545.442.860	17,85431	Rp 1.712.398.813.132
21	LPCK	Lippo Cikarang Tbk	Rp 4.283.677.477.706.000.000,00	Rp 1.140.995.759.536.000.000	3,75433	Rp 5.476.757.336.509.000.000
22	LPKR	Lippo Karawaci Tbk	Rp 33.576.937.000.000,00	Rp 4.856.884.000.000	6,91327	Rp 41.326.558.000.000
23	MKPI	Metropolitan Kentjana Tbk	Rp 2.129.044.655.432,00	Rp 2.287.442.720.863	0,93075	Rp 5.709.371.372.467
24	MMLP	Mega Manunggal Property	Rp 518.848.867.000,00	Rp 175.468.928.000	2,95693	Rp 3.204.320.620.000
25	MTLA	Metropolitan Land Tbk	Rp 2.012.091.117.000,00	Rp 866.858.726.000	2,32113	Rp 3.620.742.578.000
26	MTSM	Metro Realty Tbk	Rp 65.876.305.906,00	Rp 4.209.997.730	15,64759	Rp 88.172.596.470
27	NIRO	Nirvana Development	Rp 1.183.393.358.647,00	Rp 155.033.996.678	7,63312	Rp 3.138.623.297.753
28	OMRE	Indonesia Prima Property Tbk	Rp 113.898.560.914,00	Rp 173.713.151.152	0,65567	Rp 3.718.676.302.822
29	PPRO	PP Properti Tbk	Rp 3.186.685.729.922,00	Rp 1.226.354.019.092	2,59850	Rp 5.318.956.732.653
30	PLIN	Plaza Indonesia Realty Tbk	Rp 1.248.002.024.000,00	Rp 746.556.660.000	1,67168	Rp 4.671.089.985.000
31	PUDP	Pudjiati Prestige Tbk	Rp 171.710.742.629,00	Rp 104.615.754.902	1,64135	Rp 445.919.320.351
32	PWON	Pakuwon Jati Tbk	Rp 5.408.561.738.000,00	Rp 4.423.677.906.000	1,22264	Rp 18.778.122.467.000
33	RBMS	Rista Bintang Mahkota Sejati Tbk	Rp 65.561.714.852,00	Rp 16.595.409.479	3,95059	Rp 191.275.595.985
34	RDTX	Roda Vivatex Tbk	Rp 393.063.035.229,00	Rp 190.680.585.085	2,06137	Rp 1.872.158.609.529
35	RODA	Pikko Land Development Tbk	Rp 1.407.825.646.900,00	Rp 434.968.959.492	3,23661	Rp 3.232.242.644.731

36	SMDM	Suryamas Dutamakmur Tbk	Rp	1.008.980.130.430,00	Rp	485.999.274.771	2,07609	Rp	3.154.581.181.107
37	SMRA	Summarecon Agung Tbk	Rp	7.289.681.520,00	Rp	4.409.686.044	1,65311	Rp	18.758.262.022.000
38	TARA	Sitara Propertindo Tbk	Rp	214.552.731.582,00	Rp	200.967.489.470	1,06760	Rp	1.294.372.965.059



NO	Kode	Nama Emiten	Firm Size	HUTANG JANGKA PANJANG		TOTAL EKUITAS	LTDER
1	APLN	Agung Podomoro Land Tbk	30,83211	Rp	8.445.146.408.000,00	9.072.668.928.000	1
2	ASRI	Alam Sutera Reality Tbk	30,56007	Rp	8.354.993.251.000	6.602.409.662.000	1
3	BAPA	Bekasi Asri Pemula Tbk	25,89229	Rp	13.078.979.444,00	100.931.150.917	0
4	BEST	Bekasi Fajar Industrial Estate Tbk	29,16386	Rp	1.204.675.451.156,00	3.042.155.272.739	0
5	BKDP	Bukit Darmo Property Tbk	27,39677	Rp	148.863.229.523,00	572.757.541.540	0
6	BKSL	Sentul City Tbk (<i>d.h. Bukit Sentul Tbk</i>)	30,04209	Rp	1.368.252.636.975,00	6.549.719.346.013	0
7	BSDE	Bumi Serpong Damai Tbk	31,21516	Rp	7.779.054.941.824,00	22.096.690.483.336	0
8	COWL	Cowell Development Tbk	28,89531	Rp	1.790.716.412.011,00	1.174.139.186.794	2
9	CTRA	Ciputra Development Tbk	30,89902	Rp	5.194.942.000.000,00	13.050.221.000.000	0
10	DART	Duta Anggada Realty Tbk	29,37846	Rp	1.570.676.258,00	3.428.403.826	0
11	DILD	Intiland Delopment Tbk	29,96205	Rp	2.232.018.222.774,00	4.770.828.683.560	0
12	DMAS	Puradelta Lestari Tbk	29,71135	Rp	17.127.805.229	7.160.597.866.002	0
13	DUTI	Duta Pertiwi Tbk	29,82990	Rp	985.050.011.169,00	6.831.058.072.602	0
14	EMDE	Megapolitan Development Tbk	27,81004	Rp	162.338.220.709,00	659.934.116.417	0
15	KIJA	Kawasan Industri Jababeka Tbk	29,90733	Rp	3.715.729.625.666,00	4.977.754.270.587	1
16	GAMA	Gading Development	27,92112	Rp	22.521.172.726,00	1.096.560.457.723	0
17	GPRA	Perdana Gapura Prima Tbk	28,08475	Rp	191.680.645.856,00	947.230.767.514	0
18	GWSA	Greenwood Sejahtera Tbk	29,54872	Rp	306.012.188.873,00	6.268.945.784.180	0

19	JRPT	Jaya Real Property Tbk	29,65628	Rp	462.810.921.000,00	4.140.931.140.000	0
20	LCGP	Eureka Prima Jakarta Tbk (<i>d.h Laguna Cipta Griya Tbk</i>)	28,16892	Rp	1.846.295.643	1.619.007.074.629	0
21	LPCK	Lippo Cikarang Tbk	43,14704	Rp	702.465.808.616.000.000,00	3.633.295.768.357.000.000	0
22	LPKR	Lippo Karawaci Tbk	31,35253	Rp	17.552.910.000.000,00	18.916.764.000.000	1
23	MKPI	Metropolitan Kentjana Tbk	29,37313	Rp	592.733.173.004,00	2.829.195.478.600	0
24	MMLP	Mega Manunggal Property	28,79552	Rp	477.824.658.000,00	2.551.027.034.000	0
25	MTLA	Metropolitan Land Tbk	28,91770	Rp	540.667.127.000,00	2.213.216.725.000	0
26	MTSM	Metro Realty Tbk	25,20256	Rp	6.877.457.059,00	77.085.141.681	0
27	NIRO	Nirvana Development	28,77481	Rp	239.254.802.024,00	2.744.334.499.051	0
28	OMRE	Indonesia Prima Property Tbk	28,94439	Rp	107.972.960.055,00	3.436.990.191.615	0
29	PPRO	PP Properti Tbk	29,30230	Rp	1.575.015.859.322,00	2.517.586.854.239	1
30	PLIN	Plaza Indonesia Realty Tbk	29,17241	Rp	1.517.963.942.000,00	2.406.569.383.000	1
31	PUDP	Pudjiati Prestige Tbk	26,82340	Rp	31.148.782.087,00	310.154.783.362	0
32	PWON	Pakuwon Jati Tbk	30,56371	Rp	4.899.388.584.000,00	9.455.055.977.000	1
33	RBMS	Rista Bintang Mahkota Sejati Tbk	25,97698	Rp	1.462.535.613,00	173.217.650.893	0
34	RDTX	Roda Vivatex Tbk	28,25811	Rp	91.913.075.713,00	1.589.564.948.731	0
35	RODA	Pikko Land Development Tbk	28,80420	Rp	289.298.930.226,00	2.507.974.755.013	0
36	SMDM	Suryamas Dutamakmur Tbk	28,77988	Rp	216.449.446.872,00	2.452.132.459.464	0
37	SMRA	Summarecon Agung Tbk	30,56266	Rp	6.818.826.064.000,00	7.529.749.914.000	1
38	TARA	Sitara Propertindo Tbk	27,88905	Rp	47.663.438.624,00	1.045.742.036.965	0

NO	Kode	Nama Emiten	Total Assets	Modal Saham	Book Value	Stock Price per Share	PBV
					(Nilai buku per lembar saham)	(harga per lembar saham)	
1	APLN	Agung Podomoro Land Tbk	24.559.174.988.000	2.050.090.000.000	12	330	28
2	ASRI	Alam Sutera Reality Tbk	18.709.870.126.000	1.964.941.189.000	10	341	36
3	BAPA	Bekasi Asri Pemula Tbk	175.743.601.667	66.178.452.000	3	50	19
4	BEST	Bekasi Fajar Industrial Estate Tbk	4.631.315.439.422	964.731.115.000	5	270	56
5	BKDP	Bukit Darmo Property Tbk	791.161.825.436	731.502.225.200	1	90	83
6	BKSL	Sentul City Tbk <i>(d.h. Bukit Sentul Tbk)</i>	11.145.896.809.593	4.276.225.026.000	3	58	22
7	BSDE	Bumi Serpong Damai Tbk	36.022.148.489.646	1.924.669.619.200	19	1.790	96
8	COWL	Cowell Development Tbk	3.540.585.749.217	487.121.402.100	7	600	83
9	CTRA	Ciputra Development Tbk	26.258.718.000.000	3.832.665.000.000	7	1.411	206
10	DART	Duta Anggada Realty Tbk	5.739.863.241.000	1.570.695.481.000	4	420	115
11	DILD	Intiland Delopment Tbk	10.288.572.076.882	2.591.463.546.250	4	476	120
12	DMAS	Puradelta Lestari Tbk	8.007.121.008.539	4.819.811.110.000	2	215	129
13	DUTI	Duta Pertiwi Tbk	9.014.911.216.451	925.000.000.000	10	6.400	657
14	EMDE	Megapolitan Development Tbk	1.196.040.969.781	335.000.000.000	4	141	40
15	KIJA	Kawasan Industri Jababeka Tbk	9.740.694.660.705	1.852.245.047.750	5	245	47
16	GAMA	Gading Development	1.336.562.720.363	1.001.102.765.600	1	55	41
17	GPRA	Perdana Gapura Prima Tbk	1.574.174.572.164	427.665.533.600	4	199	54
18	GWSA	Greenwood Sejahtera Tbk	6.805.277.762.308	780.076.000.000	9	123	14
19	JRPT	Jaya Real Property Tbk	7.578.101.438.000	275.000.000.000	28	745	27
20	LCGP	Eureka Prima Jakarta Tbk <i>(d.h Laguna)</i>	1.712.398.813.132	563.000.091.400	3	620	204

		<i>Cipta Griya Tbk)</i>					
21	LPCK	Lippo Cikarang Tbk	5.476.757.336.509.000.000	348.000.000.000	15.737.808	7.250	0
22	LPKR	Lippo Karawaci Tbk	41.326.558.000.000	2.307.769.000.000	18	1.035	58
23	MKPI	Metropolitan Kentjana Tbk	5.709.371.372.467	94.819.400.000	60	16.875	280
24	MMLP	Mega Manunggal Property	3.204.320.620.000	571.428.500.000	6	798	142
25	MTLA	Metropolitan Land Tbk	3.620.742.578.000	765.512.633.000	5	215	45
26	MTSM	Metro Realty Tbk	88.172.596.470	58.212.000.000	2	228	151
27	NIRO	Nirvana Development	3.138.623.297.753	2.219.887.180.400	1	109	77
28	OMRE	Indonesia Prima Property Tbk	3.718.676.302.822	745.000.000.000	5	300	60
29	PPRO	PP Properti Tbk	5.318.956.732.653	1.404.440.600.000	4	44	12
30	PLIN	Plaza Indonesia Realty Tbk	4.671.089.985.000	710.000.000.000	7	4.000	608
31	PUDP	Pudjiati Prestige Tbk	445.919.320.351	164.780.000.000	3	420	155
32	PWON	Pakuwon Jati Tbk	18.778.122.467.000	1.203.990.060.000	16	496	32
33	RBMS	Rista Bintang Mahkota Sejati Tbk	191.275.595.985	143.344.500.000	1	40	30
34	RDTX	Roda Vivatex Tbk	1.872.158.609.529	134.400.000.000	14	5.740	412
35	RODA	Pikko Land Development Tbk	3.232.242.644.731	1.359.212.820.900	2	595	250
36	SMDM	Suryamas Dutamakmur Tbk	3.154.581.181.107	1.517.539.959.366	2	95	46
37	SMRA	Summarecon Agung Tbk	18.758.262.022.000	1.442.678.168.000	13	1.650	127
38	TARA	Sitara Propertindo Tbk	1.294.372.965.059	1.004.492.000.000	1	560	435

TAHUN 2016

NO	Kode	Nama Emiten	Assets Lancar		Utang Jangka Pendek		Current Ratio	Total Assets	
			Rp		Rp			Rp	
1	APLN	Agung Podomoro Land Tbk	Rp	8.173.958.870.000	Rp	7.654.752.699.000	1,06783	Rp	25.711.953.382.000
2	ASRI	Alam Sutera Reality Tbk	Rp	3.082.309.251.000	Rp	3.434.222.096.000	0,89753	Rp	20.186.130.682.000
3	BAPA	Bekasi Asri Pemula	Rp	132.740.526.919	Rp	60.975.353.486	2,17695	Rp	179.260.878.116
4	BEST	Bekasi Fajar Industri Estate Tbk	Rp	1.848.611.926.078	Rp	561.897.035.973	3,28995	Rp	5.205.373.116.830
5	BKDP	Bukit Darmo Permai Tbk	Rp	49.322.341.025	Rp	237.437.805.967	0,20773	Rp	785.095.652.150
6	BKSL	Sentul City Tbk (<i>d.h. Bukit Sentul Tbk</i>)	Rp	4.019.040.145.498	Rp	2.848.671.180.828	1,41085	Rp	11.359.506.311.011
7	BSDE	Bumi Serpong Dama Tbk	Rp	16.341.455.817.712	Rp	5.566.196.840.616	2,93584	Rp	38.292.205.983.731
8	COWL	Cowell Development Tbk	Rp	590.606.427.695	Rp	373.448.368.017	1,58149	Rp	3.493.055.380.115
9	CTRA	Ciputra Development Tbk	Rp	13.710.690.000.000	Rp	7.311.044.000.000	1,87534	Rp	29.072.250.000.000
10	DART	Duta Anggada Realty Tbk	Rp	389.911.953.000	Rp	605.141.343.000	0,64433	Rp	6.066.257.596.000
11	DILD	Intiland Delopment Tbk	Rp	3.034.100.322.892	Rp	3.292.500.606.947	0,92152	Rp	11.840.059.936.442
12	DMAS	Puradelta Lestari Tbk	Rp	3.713.836.842.046	Rp	395.408.905.579	9,39240	Rp	7.803.851.935.273
13	DUTI	Duta Pertiwi Tbk	Rp	4.131.536.311.603	Rp	1.062.796.457.582	3,88742	Rp	9.692.217.785.825
14	EMDE	Megapolitan Development Tbk	Rp	739.085.551.100	Rp	358.671.663.722	2,06062	Rp	1.363.641.661.657
15	KIJA	Kawasan Industri Jababeka Tbk	Rp	7.458.654.240.223	Rp	1.157.245.481.727	6,44518	Rp	10.733.598.205.115
16	GAMA	Gading Development	Rp	483.415.996.874	Rp	205.714.540.205	2,34994	Rp	1.344.868.368.117
17	GPRA	Perdana Gapura Prima Tbk	Rp	1.397.068.988.664	Rp	331.170.103.999	4,21858	Rp	1.569.319.030.878

18	GWSA	Greenwood Sejahtera Tbk	Rp 810.592.847.200	Rp 92.102.697.715	8,80097	Rp 6.963.273.062.204
19	JRPT	Jaya Real Property Tbk	Rp 3.033.295.022.000	Rp 3.111.632.814.000	0,97482	Rp 8.484.436.652.000
20	LCGP	Eureka Prima Jakarta Tbk (d.h Laguna Cipta Griya Tbk)	Rp 1.469.202.677.341	Rp 48.367.585.632	30,37577	Rp 1.673.377.584.467
21	LPCK	Lippo Cikarang Tbk	Rp 4.584.789.803.654.000.000	Rp 922.152.443.756.000.000	4,97184	Rp 5.653.153.184.505.000.000
22	LPKR	Lippo Karawaci Tbk	Rp 37.453.409.000.000	Rp 6.866.309.000.000	5,45466	Rp 45.603.683.000.000
23	MKPI	Metropolitan Kentjana Tbk	Rp 2.371.095.095.740	Rp 2.132.759.200.507	1,11175	Rp 6.612.200.867.199
24	MMLP	Mega Manunggal Property	Rp 199.951.967.000	Rp 235.175.661.000	0,85022	Rp 3.965.769.441.000
25	MTLA	Metropolitan Land Tbk	Rp 2.172.521.190.000	Rp 837.279.300.000	2,59474	Rp 3.932.529.273.000
26	MTSM	Metro Realty Tbk	Rp 61.971.183.173	Rp 3.250.110.881	19,06741	Rp 84.641.766.703
27	NIRO	Nirvana Development	Rp 1.488.076.335.483	Rp 177.585.329.487	8,37950	Rp 3.791.983.263.313
28	OMRE	Indonesia Prima Property Tbk	Rp 213.759.694.717	Rp 52.725.343.478	4,05421	Rp 4.264.983.383.118
29	PPRO	PP Properti Tbk	Rp 5.164.653.570.503	Rp 2.778.511.765.531	1,85878	Rp 8.826.283.788.338
30	PLIN	Plaza Indonesia Realty Tbk	Rp 833.290.615.000	Rp 930.849.091.000	0,89519	Rp 4.586.569.370.000
31	PUDP	Pudjiati Prestige Tbk	Rp 252.798.526.117	Rp 142.875.234.210	1,76937	Rp 531.168.640.936
32	PWON	Pakuwon Jati Tbk	Rp 6.126.852.547.000	Rp 4.618.261.907.000	1,32666	Rp 20.674.141.654.000
33	RBMS	Rista Bintang Mahkota Sejati Tbk	Rp 37.853.338.866	Rp 3.761.077.355	10,06449	Rp 167.489.721.098
34	RDTX	Roda Vivatex Tbk	Rp 568.220.662.200	Rp 174.693.849.365	3,25267	Rp 2.101.753.788.854
35	RODA	Pikko Land Development Tbk	Rp 1.398.845.442.993	Rp 355.904.207.128	3,93040	Rp 3.428.743.677.749
36	SMDM	Suryamas Dutamakmur Tbk	Rp 822.203.813.845	Rp 518.655.683.096	1,58526	Rp 3.098.989.165.921
37	SMRA	Summarecon Agung Tbk	Rp 8.698.817.086.000	Rp 4.217.371.528.000	2,06262	Rp 20.810.319.657.000
38	TARA	Sitara Propertindo Tbk	Rp 135.607.934.552	Rp 163.405.289.323	0,82989	Rp 1.218.023.176.513

NO	Kode	Nama Emiten	<i>Firm Size</i>	HUTANG JANGKA PANJANG	TOTAL EKUITAS	LTDER
1	APLN	Agung Podomoro Land Tbk	30,87798	Rp 8.086.437.974.000,00	Rp 9.970.762.709.000,00	0,81101
2	ASRI	Alam Sutera Reality Tbk	30,63602	Rp 9.564.063.505.000	Rp 7.187.845.081.000	1,33059
3	BAPA	Bekasi Asri Pemula	25,91211	Rp 11.224.554.932,00	Rp 107.060.969.698,00	0,10484
4	BEST	Bekasi Fajar Industri Estate Tbk	29,28071	Rp 1.252.640.318.550,00	Rp 3.390.835.762.307,00	0,36942
5	BKDP	Bukit Darmo Permai Tbk	27,38907	Rp 1.713.475.426,00	Rp 545.944.370.757,00	0,00314
6	BKSL	Sentul City Tbk (d.h. Bukit Sentul Tbk)	30,06108	Rp 1.350.586.222.063,00	Rp 7.160.248.908.120,00	0,18862
7	BSDE	Bumi Serpong Dama Tbk	31,27627	Rp 8.373.102.133.723,00	Rp 24.352.907.009.392,00	0,34382
8	COWL	Cowell Development Tbk	28,88180	Rp 1.919.476.336.092,00	Rp 1.200.130.676.006,00	1,59939
9	CTRA	Ciputra Development Tbk	31,00081	Rp 7.463.279.000.000,00	Rp 14.297.927.000.000,00	0,52198
10	DART	Duta Anggada Realty Tbk	29,43376	Rp 1.837.767.713.000,00	Rp 3.623.348.540.000,00	0,50720
11	DILD	Intiland Delopment Tbk	30,10251	Rp 3.490.081.305.284,00	Rp 5.057.478.024.211,00	0,69008
12	DMAS	Puradelta Lestari Tbk	29,68564	Rp 20.058.145.737	Rp 7.388.384.883.957	0,00271
13	DUTI	Duta Pertiwi Tbk	29,90234	Rp 836.508.299.208,00	Rp 7.792.913.029.035,00	0,10734
14	EMDE	Megapolitan Development Tbk	27,94118	Rp 316.977.995.199,00	Rp 687.992.002.736,00	0,46073
15	KIJA	Kawasan Industri Jababeka Tbk	30,00440	Rp 3.937.862.142.587,00	Rp 5.638.490.580.801,00	0,69839
16	GAMA	Gading Development	27,92732	Rp 41.482.879.162,00	Rp 1.097.670.948.750,00	0,03779
17	GPRA	Perdana Gapura Prima Tbk	28,08166	Rp 227.969.211.184,00	Rp 1.010.179.715.695,00	0,22567
18	GWSA	Greenwood Sejahtera Tbk	29,57167	Rp 386.382.687.073,00	Rp 6.484.787.677.416,00	0,05958

19	JRPT	Jaya Real Property Tbk	29,76925	Rp 466.404.935.000,00	Rp 4.906.398.903.000,00	0,09506
20	LCGP	Eureka Prima Jakarta Tbk (d.h Laguna Cipta Griya Tbk)	28,14587	Rp 2.610.252.950	Rp 1.622.399.745.885	0,00161
21	LPCK	Lippo Cikarang Tbk	43,17875	Rp 488.309.211.047.000.000,00	Rp 4.242.691.529.702.000.000,00	0,11509
22	LPKR	Lippo Karawaci Tbk	31,45101	Rp 16.662.235.000.000,00	Rp 22.075.139.000.000,00	0,75480
23	MKPI	Metropolitan Kentjana Tbk	29,51994	Rp 764.537.358.504,00	Rp 3.714.904.308.188,00	0,20580
24	MMLP	Mega Manunggal Property	29,00872	Rp 446.333.835.000,00	Rp 3.284.259.945.000,00	0,13590
25	MTLA	Metropolitan Land Tbk	29,00030	Rp 592.847.443.000,00	Rp 2.502.402.530.000,00	0,23691
26	MTSM	Metro Realty Tbk	25,16169	Rp 6.636.098.827,00	Rp 74.755.556.995,00	0,08877
27	NIRO	Nirvana Development	28,96391	Rp 640.715.867.576,00	Rp 2.973.682.066.250,00	0,21546
28	OMRE	Indonesia Prima Property Tbk	29,08146	Rp 94.236.111.958,00	Rp 4.118.021.927.682,00	0,02288
29	PPRO	PP Properti Tbk	29,80876	Rp 3.079.861.317.759,00	Rp 2.967.910.705.048,00	1,03772
30	PLIN	Plaza Indonesia Realty Tbk	29,15415	Rp 1.370.475.589.000,00	Rp 2.285.244.690.000,00	0,59971
31	PUDP	Pudjiati Prestige Tbk	26,99835	Rp 58.763.888.350,00	Rp 329.529.518.376,00	0,17833
32	PWON	Pakuwon Jati Tbk	30,65990	Rp 5.036.185.947.000,00	Rp 11.019.693.800.000,00	0,45702
33	RBMS	Rista Bintang Mahkota Sejati Tbk	25,84419	Rp 1.854.797.224,00	Rp 161.873.846.519,00	0,01146
34	RDTX	Roda Vivatex Tbk	28,37379	Rp 98.596.811.505,00	Rp 1.828.463.127.984,00	0,05392
35	RODA	Pikko Land Development Tbk	28,86322	Rp 306.552.757.748,00	Rp 2.766.286.712.873,00	0,11000
36	SMDM	Suryamas Dutamakmur Tbk	28,76210	Rp 104.466.835.814,00	Rp 2.475.866.647.011,00	0,04219
37	SMRA	Summarecon Agung Tbk	30,66647	Rp 8.427.392.644.000,00	Rp 8.165.555.485.000,00	1,03207
38	TARA	Sitara Propertindo Tbk	27,82825	Rp 2.352.697.121,00	Rp 1.052.265.190.069,00	0,00224

NO	Kode	Nama Emiten	Total Assets	Modal Saham	Book Value	Stock Price per Share	PBV
					(nilai buku per lembar saham)	(Harga per lembar saham)	
1	APLN	Agung Podomoro Land Tbk	Rp 25.711.953.382.000	Rp 2.050.090.000.000	13	208	16,56771
2	ASRI	Alam Sutera Reality Tbk	Rp 20.186.130.682.000	Rp 1.964.941.189.000	10	350	34,10542
3	BAPA	Bekasi Asri Pemula	Rp 179.260.878.116	Rp 66.178.452.000	3	50	18,45870
4	BEST	Bekasi Fajar Industri Estate Tbk	Rp 5.205.373.116.830	Rp 964.731.115.000	5	234	43,38847
5	BKDP	Bukit Darmo Permai Tbk	Rp 785.095.652.150	Rp 731.502.225.200	1	70	65,22155
6	BKSL	Sentul City Tbk (d.h. Bukit Sentul Tbk)	Rp 11.359.506.311.011	Rp 4.276.225.026.000	3	92	34,63290
7	BSDE	Bumi Serpong Dama Tbk	Rp 38.292.205.983.731	Rp 1.924.669.619.200	20	1.750	87,96626
8	COWL	Cowell Development Tbk	Rp 3.493.055.380.115	Rp 487.121.402.100	7	1.085	151,30786
9	CTRA	Ciputra Development Tbk	Rp 29.072.250.000.000	Rp 3.856.323.000.000	8	1.306	173,23061
10	DART	Duta Anggada Realty Tbk	Rp 6.066.257.596.000	Rp 1.570.695.481.000	4	360	93,21239
11	DILD	Intiland Delopment Tbk	Rp 11.840.059.936.442	Rp 2.591.463.546.250	5	491	107,49266
12	DMAS	Puradelta Lestari Tbk	Rp 7.803.851.935.273	Rp 4.819.811.110.000	2	230	142,05248
13	DUTI	Duta Pertiwi Tbk	Rp 9.692.217.785.825	Rp 925.000.000.000			572,62436

					10	6.000	
14	EMDE	Megapolitan Development Tbk	Rp 1.363.641.661.657	Rp 335.000.000.000	4	139	34,10577
15	KIJA	Kawasan Industri Jababeka Tbk	Rp 10.733.598.205.115	Rp 1.852.245.047.750	6	289	49,89721
16	GAMA	Gading Development	Rp 1.344.868.368.117	Rp 1.001.102.765.600	1	50	37,21936
17	GPRA	Perdana Gapura Prima Tbk	Rp 1.569.319.030.878	Rp 427.665.533.600	4	183	49,87054
18	GWSA	Greenwood Sejahtera Tbk	Rp 6.963.273.062.204	Rp 780.076.000.000	9	129	14,45151
19	JRPT	Jaya Real Property Tbk	Rp 8.484.436.652.000	Rp 275.000.000.000	31	875	28,36075
20	LCGP	Eureka Prima Jakarta Tbk (d.h Laguna Cipta Griya Tbk)	Rp 1.673.377.584.467	Rp 563.000.091.400	3	135	45,42012
21	LPCK	Lippo Cikarang Tbk	Rp 5.653.153.184.505.000.000	Rp 348.000.000.000	16.244.693	5.050	0,00031
22	LPKR	Lippo Karawaci Tbk	Rp 45.603.683.000.000	Rp 2.307.769.000.000	20	720	36,43552
23	MKPI	Metropolitan Kentjana Tbk	Rp 6.612.200.867.199	Rp 94.819.400.000	70	25.750	369,25671
24	MMLP	Mega Manunggal Property	Rp 3.965.769.441.000	Rp 571.428.500.000	7	684	98,55769
25	MTLA	Metropolitan Land Tbk	Rp 3.932.529.273.000	Rp 765.512.633.000	5	354	68,91022
26	MTSM	Metro Realty Tbk	Rp 84.641.766.703	Rp 58.212.000.000	1	366	251,71488
27	NIRO	Nirvana Development	Rp 3.791.983.263.313	Rp 2.219.887.180.400	2	94	55,02909
28	OMRE	Indonesia Prima Property Tbk	Rp 4.264.983.383.118	Rp 745.000.000.000			37,73051

					6	216	
29	PPRO	PP Properti Tbk	Rp 8.826.283.788.338	Rp 1.404.440.600.000	6	340	54,10089
30	PLIN	Plaza Indonesia Realty Tbk	Rp 4.586.569.370.000	Rp 710.000.000.000	6	4.850	750,77901
31	PUDP	Pudjiati Prestige Tbk	Rp 531.168.640.936	Rp 164.780.000.000	3	380	117,88422
32	PWON	Pakuwon Jati Tbk	Rp 20.674.141.654.000	Rp 1.203.990.060.000	17	565	32,90363
33	RBMS	Rista Bintang Mahkota Sejati Tbk	Rp 167.489.721.098	Rp 143.344.500.000	1	55	46,66043
34	RDTX	Roda Vivatex Tbk	Rp 2.101.753.788.854	Rp 134.400.000.000	16	9.657	617,51117
35	RODA	Pikko Land Development Tbk	Rp 3.428.743.677.749	Rp 1.359.212.820.900	3	390	154,60269
36	SMDM	Suryamas Dutamakmur Tbk	Rp 3.098.989.165.921	Rp 1.517.539.959.366	2	76	37,21634
37	SMRA	Summarecon Agung Tbk	Rp 20.810.319.657.000	Rp 1.442.678.168.000	14	1.325	91,85580
38	TARA	Sitara Propertindo Tbk	Rp 1.218.023.176.513	Rp 1.006.602.135.000	1	655	541,30694

TAHUN 2017

NO	Kode	Nama Emiten	Assets Lancar	Utang Jangka Pendek	Current Ratio	Total Assets
1	APLN	Agung Podomoro Land Tbk	Rp 9.432.973.701.000	Rp 7.220.222.779.000	1,30647	Rp 28.790.116.014.000,00
2	ASRI	Alam Sutera Reality Tbk	Rp 2.317.958.282.000	Rp 3.143.479.123.000	0,73739	Rp 20.728.430.487.000,00
3	BAPA	Bekasi Asri Pemula	Rp 129.366.818.834	Rp 55.374.100.817	2,33623	Rp 179.035.974.052,00
4	BEST	Bekasi Fajar Industri Estate Tbk	Rp 2.044.717.085.481	Rp 740.813.856.691	2,76010	Rp 5.719.000.999.540,00
5	BKDP	Bukit Darmo Permai Tbk	Rp 52.047.534.772	Rp 138.154.620.099	0,37673	Rp 783.494.758.697,00
6	BKSL	Sentul City Tbk (<i>d.h. Bukit Sentul Tbk</i>)	Rp 4.596.876.388.019	Rp 2.954.287.128.281	1,55600	Rp 14.977.041.120.833,00
7	BSDE	Bumi Serpong Dama Tbk	Rp 17.964.523.956.819	Rp 7.568.816.957.723	2,37349	Rp 45.951.188.475.157,00
8	COWL	Cowell Development Tbk	Rp 742.059.936.186	Rp 767.562.791.547	0,96677	Rp 3.578.766.164.667,00
9	CTRA	Ciputra Development Tbk	Rp 15.197.604.000.000	Rp 7.848.286.000.000	1,93642	Rp 31.872.302.000.000,00
10	DART	Duta Anggada Realty Tbk	Rp 357.528.621.000	Rp 666.459.963.000	0,53646	Rp 6.360.845.609.000,00
11	DILD	Intiland Delopment Tbk	Rp 3.606.927.662.938	Rp 4.103.191.556.657	0,87905	Rp 13.097.184.984.411,00
12	DMAS	Puradelta Lestari Tbk	Rp 3.535.827.633.604	Rp 437.801.866.027	8,07632	Rp 7.470.941.557.319,00
13	DUTI	Duta Pertiwi Tbk	Rp 4.449.119.467.288	Rp 1.172.699.957.282	3,79391	Rp 10.575.681.686.285,00
14	EMDE	Megapolitan Development Tbk	Rp 1.239.289.490.850	Rp 410.834.297.149	3,01652	Rp 1.868.623.723.806,00
15	KIJA	Kawasan Industri Jababeka Tbk	Rp 7.677.631.812.368	Rp 1.067.196.855.057	7,19420	Rp 11.266.320.312.348,00
16	GAMA	Gading Development	Rp 544.418.432.081	Rp 173.511.729.486	3,13765	Rp 1.402.556.223.275,00
17	GPRA	Perdana Gapura Prima Tbk	Rp 1.251.300.687.717	Rp 272.405.382.675	4,59352	Rp 1.499.462.028.211,00
18	GWSA	Greenwood Sejahtera Tbk	Rp 899.462.126.460,00	Rp 108.794.083.687	8,26756	Rp 7.200.861.383.403,00

19	JRPT	Jaya Real Property Tbk	Rp 3.448.797.910.000	Rp 3.093.711.769.000	1,11478	Rp 6.472.682.688.000
20	LCGP	Eureka Prima Jakarta Tbk (<i>d.h Laguna Cipta Griya Tbk</i>)	Rp 1.469.661.455.033	Rp 47.317.474.245	31,05959	Rp 1.660.390.874.694
21	LPCK	Lippo Cikarang Tbk	Rp 10.129.334.000.000	Rp 1.743.341.000.000	5,81030	Rp 12.455.503.000.000
22	LPKR	Lippo Karawaci Tbk	Rp 44.921.927.000.000	Rp 8.745.186.000.000	5,13676	Rp 56.772.116.000.000
23	MKPI	Metropolitan Kentjana Tbk	Rp 2.106.111.311.420	Rp 1.324.939.909.545	1,58959	Rp 6.828.046.514.843
24	MMLP	Mega Manunggal Property	Rp 390.679.024.000	Rp 294.513.141.000	1,32652	Rp 5.363.669.399.000
25	MTLA	Metropolitan Land Tbk	Rp 2.626.968.939.000	Rp 1.046.392.137.000	2,51050	Rp 4.819.145.802.000
26	MTSM	Metro Realty Tbk	Rp 47.437.556.537	Rp 4.153.496.218	11,42111	Rp 80.234.783.495
27	NIRO	Nirvana Development	Rp 1.906.209.455.604	Rp 269.978.687.416	7,06059	Rp 4.892.233.716.330
28	OMRE	Indonesia Prima Property Tbk	Rp 212.689.433.405	Rp 121.138.360.150	1,75576	Rp 4.242.934.699.631
29	PPRO	PP Properti Tbk	Rp 7.106.225.520.311	Rp 3.395.076.140.604	2,09310	Rp 12.559.932.322.129
30	PLIN	Plaza Indonesia Realty Tbk	Rp 961.962.801.000	Rp 824.154.197.000	1,16721	Rp 4.639.438.405.000
31	PUDP	Pudjiati Prestige Tbk	Rp 175.428.011.948	Rp 113.026.936.519	1,55209	Rp 504.843.795.570
32	PWON	Pakuwon Jati Tbk	Rp 8.427.605.641.000	Rp 4.913.178.190.000	1,71531	Rp 23.358.717.736.000
33	RBMS	Rista Bintang Mahkota Sejati Tbk	Rp 114.982.009.855	Rp 80.001.583.655	1,43725	Rp 432.055.786.199
34	RDTX	Roda Vivatex Tbk	Rp 551.269.481.158	Rp 119.405.075.125	4,61680	Rp 2.280.461.717.989
35	RODA	Pikko Land Development Tbk	Rp 2.116.083.006.254	Rp 386.973.489.024	5,46829	Rp 3.857.234.679.308
36	SMDM	Suryamas Dutamakmur Tbk	Rp 876.583.776.938	Rp 529.914.043.230	1,65420	Rp 3.141.680.323.403
37	SMRA	Summarecon Agung Tbk	Rp 9.187.859.758.000	Rp 6.275.827.667.000	1,46401	Rp 21.662.950.720.000
38	TARA	Sitara Propertindo Tbk	Rp 172.653.139.464	Rp 179.483.840.833	0,96194	Rp 1.234.608.879.825

NO	Kode	Nama Emiten	Firm Size	HUTANG JANGKA PANJANG	TOTAL EKUITAS	LTDER
1	APLN	Agung Podomoro Land Tbk	30,99105	Rp 10.072.915.686.000,00	Rp 11.496.977.549.000,00	0,87614
2	ASRI	Alam Sutera Reality Tbk	30,66253	Rp 9.012.259.784.000	Rp 8.572.691.580.000	1,05128
3	BAPA	Bekasi Asri Pemula	25,91085	Rp 3.511.327.910,00	Rp 120.150.545.325,00	0,02922
4	BEST	Bekasi Fajar Industri Estate Tbk	29,37482	Rp 1.130.001.581.400,00	Rp 3.848.185.561.449,00	0,29365
5	BKDP	Bukit Darmo Permai Tbk	27,38703	Rp 145.577.267.360,00	Rp 499.762.871.238,00	0,29129
6	BKSL	Sentul City Tbk (<i>d.h. Bukit Sentul Tbk</i>)	30,33754	Rp 2.080.199.360.438,00	Rp 9.942.554.632.114,00	0,20922
7	BSDE	Bumi Serpong Dama Tbk	31,45860	Rp 9.185.520.428.210,00	Rp 29.196.851.089.224,00	0,31461
8	COWL	Cowell Development Tbk	28,90604	Rp 1.683.346.943.959,00	Rp 1.127.856.429.161,00	1,49252
9	CTRA	Ciputra Development Tbk	31,09276	Rp 8.473.443.000.000,00	Rp 15.550.573.000.000,00	0,54490
10	DART	Duta Anggada Realty Tbk	29,48118	Rp 2.134.918.222.000,00	Rp 3.559.467.424.000,00	0,59979
11	DILD	Intiland Delopment Tbk	30,20342	Rp 2.683.443.100.508,00	Rp 6.310.550.327.246,00	0,42523
12	DMAS	Puradelta Lestari Tbk	29,64204	Rp 27.301.888.317	Rp 7.005.837.802.975	0,00390
13	DUTI	Duta Pertiwi Tbk	29,98958	Rp 1.068.120.041.552,00	Rp 8.334.861.687.451,00	0,12815
14	EMDE	Megapolitan Development Tbk	28,25622	Rp 670.858.859.499,00	Rp 786.930.567.158,00	0,85250
15	KIJA	Kawasan Industri Jababeka Tbk	30,05284	Rp 4.298.883.218.729,00	Rp 5.900.240.238.562,00	0,72859
16	GAMA	Gading Development	27,96932	Rp 130.879.970.168,00	Rp 1.098.164.523.621,00	0,11918
17	GPRA	Perdana Gapura Prima Tbk	28,03613	Rp 193.744.973.339,00	Rp 1.033.311.672.197,00	0,18750
18	GWSA	Greenwood Sejahtera Tbk	29,60522	Rp 415.566.902.369,00	Rp 6.676.500.397.347,00	0,06224
19	JRPT	Jaya Real Property Tbk	29,49861	Rp 402.475.386.000,00	Rp 5.976.495.533.000,00	0,06734

20	LCGP	Eureka Prima Jakarta Tbk (<i>d.h Laguna Cipta Griya Tbk</i>)	28,13807	Rp	4.216.039.326	Rp 1.608.857.361.123	0,00262
21	LPCK	Lippo Cikarang Tbk	30,15318	Rp	2.990.746.000.000,00	Rp 7.721.416.000.000,00	0,38733
22	LPKR	Lippo Karawaci Tbk	31,67007	Rp	18.166.636.000.000,00	Rp 29.860.294.000.000,00	0,60839
23	MKPI	Metropolitan Kentjana Tbk	29,55206	Rp	951.498.927.217,00	Rp 4.551.607.678.081,00	0,20905
24	MMLP	Mega Manunggal Property	29,31067	Rp	398.966.629.000,00	Rp 4.670.189.629.000,00	0,08543
25	MTLA	Metropolitan Land Tbk	29,20362	Rp	773.401.419.000,00	Rp 2.999.352.246.000,00	0,25786
26	MTSM	Metro Realty Tbk	25,10822	Rp	6.590.322.149,00	Rp 69.490.965.128,00	0,09484
27	NIRO	Nirvana Development	29,21867	Rp	966.521.117.697,00	Rp 3.655.733.911.217,00	0,26438
28	OMRE	Indonesia Prima Property Tbk	29,07628	Rp	107.759.817.024,00	Rp 4.014.036.522.457,00	0,02685
29	PPRO	PP Properti Tbk	30,16153	Rp	4.164.747.640.590,00	Rp 5.000.108.540.934,00	0,83293
30	PLIN	Plaza Indonesia Realty Tbk	29,16561	Rp	2.828.371.340.000,00	Rp 986.912.868.000,00	2,86588
31	PUDP	Pudjiati Prestige Tbk	26,94751	Rp	57.187.885.304,00	Rp 334.628.973.747,00	0,17090
32	PWON	Pakuwon Jati Tbk	30,78199	Rp	5.654.049.521.000,00	Rp 12.791.490.025.000,00	0,44202
33	RBMS	Rista Bintang Mahkota Sejati Tbk	26,79182	Rp	121.015.478.655,00	Rp 231.038.723.889,00	0,52379
34	RDTX	Roda Vivatex Tbk	28,45540	Rp	106.094.876.403,00	Rp 2.054.961.766.461,00	0,05163
35	RODA	Pikko Land Development Tbk	28,98097	Rp	736.607.040.290,00	Rp 2.733.654.149.994,00	0,26946
36	SMDM	Suryamas Dutamakmur Tbk	28,77578	Rp	113.893.627.627,00	Rp 2.497.872.652.546,00	0,04560
37	SMRA	Summarecon Agung Tbk	30,70662	Rp	7.033.380.990.000,00	Rp 8.353.742.063.000,00	0,84194
38	TARA	Sitara Propertindo Tbk	27,84178	Rp	1.342.961.612,00	Rp 1.053.782.077.380,00	0,00127

NO	Kode	Nama Emiten	Total Assets	Modal Saham	Book Value	Stock Price per Share	PBV
					(Nilai Buku per lembar saham)	(Harga per lembar saham)	
1	APLN	Agung Podomoro Land Tbk	Rp 28.790.116.014.000,00	Rp 1.936.456.170.000,00	15	210	14,12484
2	ASRI	Alam Sutera Reality Tbk	Rp 20.728.430.487.000,00	Rp 1.964.941.189.000,00	11	356	33,74684
3	BAPA	Bekasi Asri Pemula	Rp 179.035.974.052,00	Rp 66.178.452.000,00	3	88	32,52812
4	BEST	Bekasi Fajar Industri Estate Tbk	Rp 5.719.000.999.540,00	Rp 964.731.115.000,00	6	233	39,27580
5	BKDP	Bukit Darmo Permai Tbk	Rp 783.494.758.697,00	Rp 683.099.225.200,00	1	75	65,38964
6	BKSL	Sentul City Tbk (<i>d.h. Bukit Sentul Tbk</i>)	Rp 14.977.041.120.833,00	Rp 6.348.430.906.600,00	2	130	55,10408
7	BSDE	Bumi Serpong Dama Tbk	Rp 45.951.188.475.157,00	Rp 1.924.669.619.200,00	24	1.700	71,20465
8	COWL	Cowell Development Tbk	Rp 3.578.766.164.667,00	Rp 487.121.402.100,00	7	880	119,78062
9	CTRA	Ciputra Development Tbk	Rp 31.872.302.000.000,00	Rp 4.640.076.000.000,00	7	1.164	169,45172
10	DART	Duta Anggada Realty Tbk	Rp 6.360.845.609.000,00	Rp 1.570.695.481.000,00	4	306	75,56115
11	DILD	Intiland Delopment Tbk	Rp 13.097.184.984.411,00	Rp 2.591.463.546.250,00	5	348	68,81913
12	DMAS	Puradelta Lestari Tbk	Rp 7.470.941.557.319,00	Rp 4.819.811.110.000,00	2	171	110,31912
13	DUTI	Duta Pertiwi Tbk	Rp 10.575.681.686.285,00	Rp 925.000.000.000,00	11	5.400	472,30998
14	EMDE	Megapolitan Development Tbk	Rp 1.868.623.723.806,00	Rp 335.000.000.000,00	6	260	46,61185
15	KIJA	Kawasan Industri Jababeka Tbk	Rp 11.266.320.312.348,00	Rp 1.864.448.274.050,00	6	286	47,32976
16	GAMA	Gading Development	Rp 1.402.556.223.275,00	Rp 1.001.102.765.600,00	1	69	49,25014
17	GPRA	Perdana Gapura Prima Tbk	Rp 1.499.462.028.211,00	Rp 427.665.533.600,00	4	103	29,37690
18	GWSA	Greenwood Sejahtera Tbk	Rp 7.200.861.383.403,00	Rp 780.076.000.000,00	9	150	16,24964
19	JRPT	Jaya Real Property Tbk	Rp 6.472.682.688.000	Rp 275.000.000.000,00	24	900	38,23762

20	LCGP	Eureka Prima Jakarta Tbk (<i>d.h</i> <i>Laguna Cipta Griya Tbk</i>)	Rp 1.660.390.874.694	Rp 563.000.091.400,00	3	80	27,12615
21	LPCK	Lippo Cikarang Tbk	Rp 12.455.503.000.000	Rp 348.000.000.000,00	36	3.015	84,23747
22	LPKR	Lippo Karawaci Tbk	Rp 56.772.116.000.000	Rp 2.307.769.000.000,00	25	387	15,73143
23	MKPI	Metropolitan Kentjana Tbk	Rp 6.828.046.514.843	Rp 94.819.400.000,00	72	36.500	506,86651
24	MMLP	Mega Manunggal Property	Rp 5.363.669.399.000	Rp 688.913.461.000,00	8	570	73,21120
25	MTLA	Metropolitan Land Tbk	Rp 4.819.145.802.000	Rp 765.512.633.000,00	6	398	63,22158
26	MTSM	Metro Realty Tbk	Rp 80.234.783.495	Rp 58.212.000.000,00	1	264	191,53748
27	NIRO	Nirvana Development	Rp 4.892.233.716.330	Rp 2.219.887.180.400,00	2	80	36,30059
28	OMRE	Indonesia Prima Property Tbk	Rp 4.242.934.699.631	Rp 745.000.000.000,00	6	880	154,51569
29	PPRO	PP Properti Tbk	Rp 12.559.932.322.129	Rp 1.541.891.797.075,00	8	189	23,20216
30	PLIN	Plaza Indonesia Realty Tbk	Rp 4.639.438.405.000	Rp 710.000.000.000,00	7	3.550	543,27696
31	PUDP	Pudjiati Prestige Tbk	Rp 504.843.795.570	Rp 164.780.000.000,00	3	450	146,87910
32	PWON	Pakuwon Jati Tbk	Rp 23.358.717.736.000	Rp 1.203.990.060.000	19	685	35,30730
33	RBMS	Rista Bintang Mahkota Sejati Tbk	Rp 432.055.786.199	Rp 143.344.500.000,00	3	153	50,64849
34	RDTX	Roda Vivatex Tbk	Rp 2.280.461.717.989	Rp 134.400.000.000,00	17	5.871	345,98459
35	RODA	Pikko Land Development Tbk	Rp 3.857.234.679.308	Rp 1.359.212.820.900,00	3	170	59,90462
36	SMDM	Suryamas Dutamakmur Tbk	Rp 3.141.680.323.403	Rp 1.517.539.959.366,00	2	106	51,20166
37	SMRA	Summarecon Agung Tbk	Rp 21.662.950.720.000	Rp 1.442.678.168.000	15	945	62,93376
38	TARA	Sitara Propertindo Tbk	Rp 1.234.608.879.825	Rp 1.006.964.575.000,00	1	780	636,17910

TAHUN 2018

NO	Kode	Nama Emiten	Assets Lancar	Utang Jangka Pendek	Current Ratio	Total Assets
1	APLN	Agung Podomoro Land Tbk	Rp 8.275.422.732.000	Rp 7.838.705.276.000	1,05571	Rp 29.583.829.904.000
2	ASRI	Alam Sutera Reality Tbk	Rp 1.449.848.156.000	Rp 2.224.534.970.000	0,65175	Rp 20.890.925.564.000
3	BAPA	Bekasi Asri Pemula	Rp 111.158.452.972	Rp 42.887.324.516	2,59187	Rp 172.313.437.729
4	BEST	Bekasi Fajar Industri Estate Tbk	Rp 2.755.020.904.347	Rp 355.040.758.137	7,75973	Rp 6.290.126.551.391
5	BKDP	Bukit Darmo Permai Tbk	Rp 51.706.653.889	Rp 156.226.946.297	0,33097	Rp 763.537.440.279
6	BKSL	Sentul City Tbk (d.h. Bukit Sentul Tbk)	Rp 4.547.349.270.546	Rp 3.093.284.238.071	1,47007	Rp 16.252.732.184.207
7	BSDE	Bumi Serpong Dama Tbk	Rp 20.948.678.473.652	Rp 6.231.233.383.026	3,36188	Rp 52.101.492.204.552
8	COWL	Cowell Development Tbk	Rp 820.022.909.492	Rp 1.103.403.629.709	0,74318	Rp 3.733.012.257.460
9	CTRA	Ciputra Development Tbk	Rp 16.151.959.000.000	Rp 7.994.843.000.000	2,02030	Rp 34.289.017.000.000
10	DART	Duta Anggada Realty Tbk	Rp 320.389.809.000	Rp 814.186.066.000	0,39351	Rp 6.905.286.394.000
11	DILD	Intiland Delopment Tbk	Rp 4.815.971.556.575	Rp 4.767.907.514.355	1,01008	Rp 14.215.535.191.206
12	DMAS	Puradelta Lestari Tbk	Rp 3.567.619.991.194	Rp 279.406.145.584	12,76858	Rp 7.500.033.435.372
13	DUTI	Duta Pertiwi Tbk	Rp 5.665.261.049.077	Rp 1.571.910.026.185	3,60406	Rp 12.642.895.738.823
14	EMDE	Megapolitan Development Tbk	Rp 1.469.006.184.275	Rp 484.290.316.125	3,03332	Rp 2.096.614.260.152
15	KIJA	Kawasan Industri Jababeka Tbk	Rp 8.182.825.873.086	Rp 1.144.917.357.852	7,14709	Rp 11.783.772.244.027
16	GAMA	Gading Development	Rp 516.788.857.884	Rp 140.479.803.689	3,67874	Rp 1.372.352.219.092
17	GPRA	Perdana Gapura Prima Tbk	Rp 1.346.121.491.173	Rp 236.047.703.080	5,70275	Rp 1.536.453.590.418
18	GWSA	Greenwood Sejahtera Tbk	Rp 1.174.187.644.192	Rp 150.466.366.721	7,80366	Rp 7.491.033.825.272

19	JRPT	Jaya Real Property Tbk	Rp 3.923.648.209.000	Rp 3.480.039.223.000	1,12747	Rp 10.541.248.267.000
20	LCGP	Eureka Prima Jakarta Tbk (d.h Laguna Cipta Griya Tbk)	Rp 1.463.088.349.801	Rp 41.943.607.471	34,88227	Rp 1.648.862.748.218
21	LPCK	Lippo Cikarang Tbk	Rp 5.852.962.000.000	Rp 982.490.000.000	5,95727	Rp 8.589.827.000.000
22	LPKR	Lippo Karawaci Tbk	Rp 37.181.317.000.000	Rp 8.204.921.000.000	4,53159	Rp 49.806.410.000.000
23	MKPI	Metropolitan Kentjana Tbk	Rp 1.622.783.914.689	Rp 864.766.415.319	1,87656	Rp 7.008.254.843.361
24	MMLP	Mega Manunggal Property	Rp 398.155.774.000	Rp 296.640.051.000	1,34222	Rp 6.091.322.807.000
25	MTLA	Metropolitan Land Tbk	Rp 2.775.577.932.000	Rp 901.881.810.000	3,07754	Rp 5.193.962.740.000
26	MTSM	Metro Realty Tbk	Rp 40.431.068.145	Rp 4.801.266.631	8,42092	Rp 75.129.492.493
27	NIRO	Nirvana Development	Rp 3.685.189.023.746	Rp 550.412.311.053	6,69532	Rp 7.555.705.400.512
28	OMRE	Indonesia Prima Property Tbk	Rp 240.665.448.020	Rp 232.873.604.443	1,03346	Rp 4.252.706.473.038
29	PPRO	PP Properti Tbk	Rp 10.413.442.231.663	Rp 5.685.378.489.566	1,83162	Rp 16.475.720.486.285
30	PLIN	Plaza Indonesia Realty Tbk	Rp 1.412.275.572.000	Rp 1.135.313.268.000	1,24395	Rp 5.043.925.604.000
31	PUDP	Pudjiati Prestige Tbk	Rp 153.016.153.299	Rp 38.656.037.898	3,95840	Rp 489.530.579.233
32	PWON	Pakuwon Jati Tbk	Rp 9.472.787.624.000	Rp 4.096.381.121.000	2,31248	Rp 25.018.080.224.000
33	RBMS	Rista Bintang Mahkota Sejati Tbk	Rp 298.062.795.147	Rp 140.941.418.487	2,11480	Rp 897.968.027.638
34	RDTX	Roda Vivatex Tbk	Rp 542.644.351.154	Rp 120.721.746.865	4,49500	Rp 2.526.489.781.165
35	RODA	Pikko Land Development Tbk	Rp 1.809.645.072.094	Rp 400.987.852.706	4,51297	Rp 3.980.849.234.878
36	SMDM	Suryamas Dutamakmur Tbk	Rp 886.958.604.049	Rp 388.229.372.720	2,28463	Rp 3.158.642.385.060
37	SMRA	Summarecon Agung Tbk	Rp 10.507.809.126.000	Rp 7.230.613.430.000	1,45324	Rp 23.299.242.068.000
38	TARA	Sitara Propertindo Tbk	Rp 53.352.751.959	Rp 68.247.399.754	0,78176	Rp 1.122.279.225.842

NO	Kode	Nama Emiten	Firm Size	HUTANG JANGKA PANJANG	TOTAL EKUITAS	LTDER
1	APLN	Agung Podomoro Land Tbk	31,01825	Rp 9.537.571.149.000,00	Rp 12.207.553.479.000	0,78128
2	ASRI	Alam Sutera Reality Tbk	30,67034	Rp 9.115.033.486.000	Rp 9.551.357.108.000	0,95432
3	BAPA	Bekasi Asri Pemula	25,87258	Rp 1.535.807.977,00	Rp 127.890.305.236	0,01201
4	BEST	Bekasi Fajar Industri Estate Tbk	29,47000	Rp 1.763.091.548.663,00	Rp 4.171.994.244.591	0,42260
5	BKDP	Bukit Darmo Permai Tbk	27,36123	Rp 143.922.568.233,00	Rp 463.387.925.749	0,31059
6	BKSL	Sentul City Tbk (d.h. Bukit Sentul Tbk)	30,41928	Rp 2.538.322.376.922,00	Rp 10.621.125.569.214	0,23899
7	BSDE	Bumi Serpong Dama Tbk	31,58421	Rp 15.583.360.871.276,00	Rp 30.286.897.950.250	0,51452
8	COWL	Cowell Development Tbk	28,94824	Rp 1.711.327.880.242	Rp 918.280.747.509	1,86362
9	CTRA	Ciputra Development Tbk	31,16585	Rp 9.649.898.000.000	Rp 16.644.276.000.000	0,57977
10	DART	Duta Anggada Realty Tbk	29,56331	Rp 2.515.185.313.000	Rp 3.575.915.015.000	0,70337
11	DILD	Intiland Delopment Tbk	30,28536	Rp 2.931.975.105.774	Rp 6.515.652.571.077	0,44999
12	DMAS	Puradelta Lestari Tbk	29,64593	Rp 32.123.663.260	Rp 7.188.503.626.528	0,00447
13	DUTI	Duta Pertiwi Tbk	30,16812	Rp 1.656.066.914.398	Rp 9.414.918.798.240	0,17590
14	EMDE	Megapolitan Development Tbk	28,37134	Rp 807.732.391.654	Rp 804.591.552.373	1,00390
15	KIJA	Kawasan Industri Jababeka Tbk	30,09774	Rp 4.586.346.007.982	Rp 6.052.508.878.193	0,75776
16	GAMA	Gading Development	27,94755	Rp 132.180.447.038	Rp 1.099.691.968.365	0,12020
17	GPRA	Perdana Gapura Prima Tbk	28,06050	Rp 218.392.325.518	Rp 1.082.013.561.820	0,20184
18	GWSA	Greenwood Sejahtera Tbk	29,64473	Rp 447.023.703.855	Rp 6.893.543.754.696	0,06485
19	JRPT	Jaya Real Property Tbk	29,98632	Rp 367.860.357.000	Rp 6.693.348.687.000	0,05496

20	LCGP	Eureka Prima Jakarta Tbk (d.h Laguna Cipta Griya Tbk)	28,13111	Rp	4.133.538.758	Rp	1.602.785.601.988	0,00258
21	LPCK	Lippo Cikarang Tbk	29,78160	Rp	713.104.000.000	Rp	6.894.233.000.000	0,10343
22	LPKR	Lippo Karawaci Tbk	31,53916	Rp	16.131.471.000.000	Rp	25.470.018.000.000	0,63335
23	MKPI	Metropolitan Kentjana Tbk	29,57811	Rp	911.823.323.142	Rp	5.231.665.104.900	0,17429
24	MMLP	Mega Manunggal Property	29,43789	Rp	486.455.931.000	Rp	5.308.226.825.000	0,09164
25	MTLA	Metropolitan Land Tbk	29,27852	Rp	853.318.523.000	Rp	3.438.762.407.000	0,24815
26	MTSM	Metro Realty Tbk	25,04248	Rp	7.610.524.426	Rp	62.717.701.436	0,12135
27	NIRO	Nirvana Development	29,65332	Rp	890.276.626.273	Rp	6.115.016.463.186	0,14559
28	OMRE	Indonesia Prima Property Tbk	29,07858	Rp	172.169.210.565	Rp	3.847.663.658.030	0,04475
29	PPRO	PP Properti Tbk	30,43291	Rp	4.971.773.985.836	Rp	5.818.568.010.883	0,85447
30	PLIN	Plaza Indonesia Realty Tbk	29,24921	Rp	2.676.459.808.000	Rp	1.232.152.528.000	2,17218
31	PUDP	Pudjiati Prestige Tbk	26,91671	Rp	112.698.704.991	Rp	338.175.836.344	0,33325
32	PWON	Pakuwon Jati Tbk	30,85062	Rp	5.610.017.637.000	Rp	15.311.681.466.000	0,36639
33	RBMS	Rista Bintang Mahkota Sejati Tbk	27,52340	Rp	127.817.432.477	Rp	629.209.176.674	0,20314
34	RDTX	Roda Vivatex Tbk	28,55785	Rp	92.345.019.672	Rp	2.313.423.014.628	0,03992
35	RODA	Pikko Land Development Tbk	29,01000		Rp853.891.787.666		Rp2.725.969.594.506	0,31000
36	SMDM	Suryamas Dutamakmur Tbk	28,78116	Rp	217.899.448.167	Rp	2.552.513.564.173	0,08537
37	SMRA	Summarecon Agung Tbk	30,77944	Rp	7.007.924.073.000	Rp	9.060.704.565.000	0,77344
38	TARA	Sitara Propertindo Tbk	27,74638	Rp	1.008.052.479	Rp	1.053.023.773.609	0,00096

NO	Kode	Nama Emiten	Total Assets	Modal Saham	Book Value	Stock Price per Share	PBV
					(Nilai buku per lembar saham)	(harga per lembar saham)	
1	APLN	Agung Podomoro Land Tbk	Rp 29.583.829.904.000	Rp 1.936.456.170.000	Rp 15	Rp 152	9,94940
2	ASRI	Alam Sutera Reality Tbk	Rp 20.890.925.564.000	Rp 1.964.941.189.000	Rp 11	Rp 312	29,34583
3	BAPA	Bekasi Asri Pemula	Rp 172.313.437.729	Rp 66.178.452.000	Rp 3	Rp 109	41,86238
4	BEST	Bekasi Fajar Industri Estate Tbk	Rp 6.290.126.551.391	Rp 964.731.115.000	Rp 7	Rp 201	30,82016
5	BKDP	Bukit Darmo Permai Tbk	Rp 763.537.440.279	Rp 683.099.225.200	Rp 1	Rp 61	54,57369
6	BKSL	Sentul City Tbk (d.h. Bukit Sentul Tbk)	Rp 16.252.732.184.207	Rp 6.348.431.407.300	Rp 3	Rp 109	42,57617
7	BSDE	Bumi Serpong Dama Tbk	Rp 52.101.492.204.552	Rp 1.924.669.619.200	Rp 27	Rp 1.255	46,36068
8	COWL	Cowell Development Tbk	Rp 3.733.012.257.460	Rp 487.121.402.100	Rp 8	Rp 418	54,54489
9	CTRA	Ciputra Development Tbk	Rp 34.289.017.000.000	Rp 4.640.076.000.000	Rp 7	Rp 1.001	135,49708
10	DART	Duta Anggada Realty Tbk	Rp 6.905.286.394.000	Rp 1.570.695.481.000	Rp 4	Rp 246	55,95584
11	DILD	Intiland Delopment Tbk	Rp 14.215.535.191.206	Rp 2.591.463.546.250	Rp 5	Rp 306	55,79595
12	DMAS	Puradelta Lestari Tbk	Rp 7.500.033.435.372	Rp 4.819.811.110.000	Rp 2	Rp 159	102,17954
13	DUTI	Duta Pertiwi Tbk	Rp 12.642.895.738.823	Rp 925.000.000.000	Rp 14	Rp 4.390	321,18829
14	EMDE	Megapolitan Development Tbk	Rp 2.096.614.260.152	Rp 335.000.000.000	Rp 6	Rp 254	40,58448
15	KIJA	Kawasan Industri Jababeka Tbk	Rp 11.783.772.244.027	Rp 1.864.448.274.050	Rp 6	Rp 276	43,66918

16	GAMA	Gading Development	Rp 1.372.352.219.092	Rp 1.001.102.765.600	Rp	1	Rp	58	42,30981
17	GPRA	Perdana Gapura Prima Tbk	Rp 1.536.453.590.418	Rp 427.665.533.600	Rp	4	Rp	110	30,61805
18	GWSA	Greenwood Sejahtera Tbk	Rp 7.491.033.825.272	Rp 780.076.000.000	Rp	10	Rp	142	14,78712
19	JRPT	Jaya Real Property Tbk	Rp 10.541.248.267.000	Rp 275.000.000.000	Rp	38	Rp	740	19,30511
20	LCGP	Eureka Prima Jakarta Tbk (d.h Laguna Cipta Griya Tbk)	Rp 1.648.862.748.218	Rp 563.000.091.400	Rp	3	Rp	130	44,38818
21	LPCK	Lippo Cikarang Tbk	Rp 8.589.827.000.000	Rp 348.000.000.000	Rp	25	Rp	1.416	57,36646
22	LPKR	Lippo Karawaci Tbk	Rp 49.806.410.000.000	Rp 2.307.769.000.000	Rp	22	Rp	202	9,35963
23	MKPI	Metropolitan Kentjana Tbk	Rp 7.008.254.843.361	Rp 94.819.400.000	Rp	74	Rp	22.500	304,41765
24	MMLP	Mega Manunggal Property	Rp 6.091.322.807.000	Rp 688.913.461.000	Rp	9	Rp	520	58,81071
25	MTLA	Metropolitan Land Tbk	Rp 5.193.962.740.000	Rp 765.512.633.000	Rp	7	Rp	448	66,02852
26	MTSM	Metro Realty Tbk	Rp 75.129.492.493	Rp 58.212.000.000	Rp	1	Rp	230	178,20911
27	NIRO	Nirvana Development	Rp 7.555.705.400.512	Rp 2.219.887.180.400	Rp	3	Rp	89	26,14845
28	OMRE	Indonesia Prima Property Tbk	Rp 4.252.706.473.038	Rp 745.000.000.000	Rp	6	Rp	1.790	313,57678
29	PPRO	PP Properti Tbk	Rp 16.475.720.486.285	Rp 1.541.891.797.075	Rp	11	Rp	117	10,94953
30	PLIN	Plaza Indonesia Realty Tbk	Rp 5.043.925.604.000	Rp 710.000.000.000,00	Rp	7	Rp	2.880	405,39852
31	PUDP	Pudjiati Prestige Tbk	Rp 489.530.579.233	Rp 164.780.000.000,00	Rp	3	Rp	480	161,57193
32	PWON	Pakuwon Jati Tbk	Rp 25.018.080.224.000	Rp 1.203.990.060.000	Rp	21	Rp	620	29,83737
33	RBMS	Rista Bintang Mahkota Sejati Tbk	Rp 897.968.027.638	Rp 609.242.565.200	Rp	1	Rp	94	63,77599

34	RDTX	Roda Vivatex Tbk	Rp 2.526.489.781.165	Rp 134.400.000.000	Rp	19	Rp	5.436	289,15986
35	RODA	Pikko Land Development Tbk	Rp 3.980.849.234.878	Rp 1.359.212.820.900,00	Rp	3	Rp	398	135,89229
36	SMDM	Suryamas Dutamakmur Tbk	Rp 3.158.642.385.060	Rp 1.517.539.959.366,00	Rp	2	Rp	138	66,30080
37	SMRA	Summarecon Agung Tbk	Rp 23.299.242.068.000	Rp 1.442.678.168.000	Rp	16	Rp	805	49,84522
38	TARA	Sitara Propertindo Tbk	Rp 1.122.279.225.842	Rp 1.006.964.575.000,00	Rp	1	Rp	880	789,57964





OUTPUT SPSS

Normalitas Awal :

Explore

Case Processing Summary

	Cases					
	Valid		Missing		Total	
	N	Percent	N	Percent	N	Percent
Unstandardized Residual	152	100.0%	0	0.0%	152	100.0%

Descriptives

		Statistic	Std. Error	
Unstandardized Residual	Mean	.0000000	12.17124624	
	95% Confidence Interval for Lower Bound Mean		-24.0479352	
	Upper Bound		24.0479352	
	5% Trimmed Mean	-19.5032028		
	Median	-59.9030120		
	Variance	22517.164		
	Std. Deviation	150.05720153		
	Minimum	-147.67637		
	Maximum	637.53860		
	Range	785.21496		
	Interquartile Range	103.24623		
	Skewness	2.151	.197	
	Kurtosis	4.391	.391	

Extreme Values

			Case Number	Value
Unstandardized Residual	Highest	1	152	637.53860
		2	13	536.70253
		3	114	485.67419
		4	72	479.94274
		5	51	453.72829
	Lowest	1	41	-147.67637
		2	3	-145.28405
		3	79	-134.07993
		4	33	-131.17361
		5	71	-124.73840

Tests of Normality

	Kolmogorov-Smirnov ^a			Shapiro-Wilk		
	Statistic	df	Sig.	Statistic	df	Sig.
Unstandardized Residual	.220	152	.000	.717	152	.000

a. Lilliefors Significance Correction

Unstandardized Residual

Unstandardized Residual Stem-and-Leaf Plot

Frequency Stem & Leaf

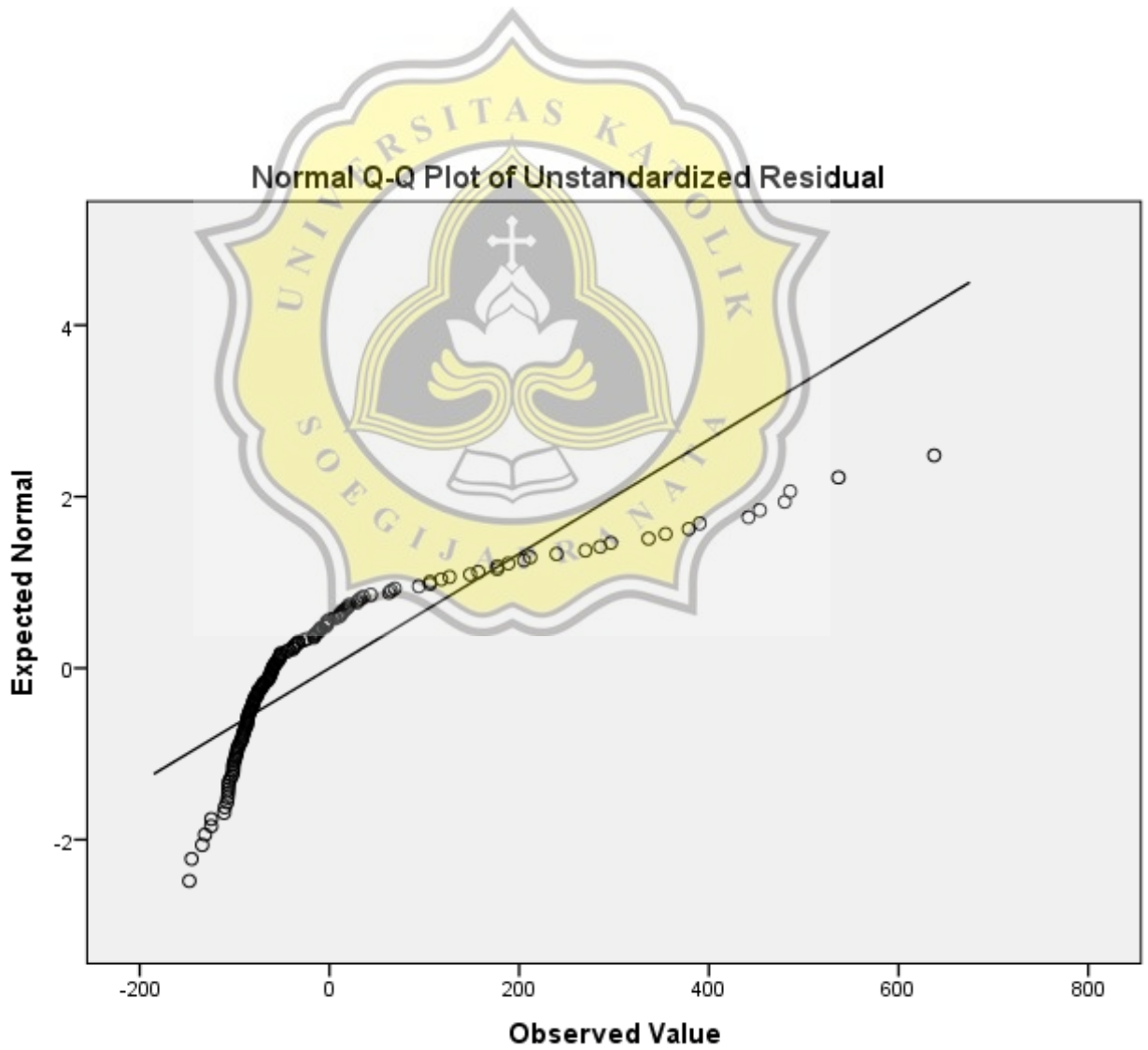
```

2,00  -1 . 44
4,00  -1 . 2233
15,00  -1 . 000000000000011
32,00  -0 . 8888888888888888889999999999999
23,00  -0 . 6666666666667777777777
13,00  -0 . 4455555555555
8,00   -0 . 22333333
12,00  -0 . 000000011111
8,00   0 . 00111111
    
```

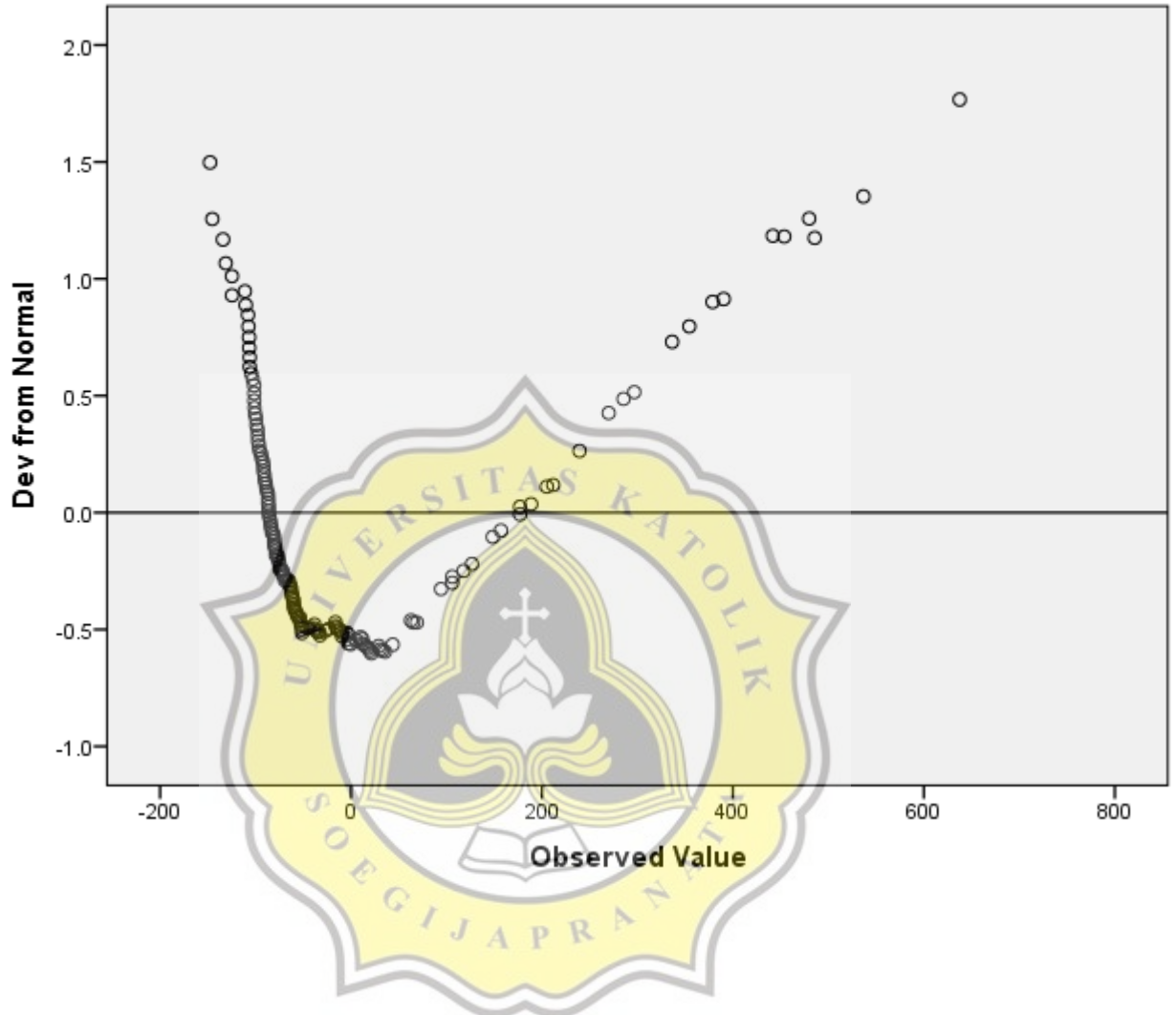
5,00 0 . 22333
 1,00 0 . 4
 3,00 0 . 666
 1,00 0 . 9
 3,00 1 . 001
 1,00 1 . 2
 2,00 1 . 45
 19,00 Extremes (>=177)

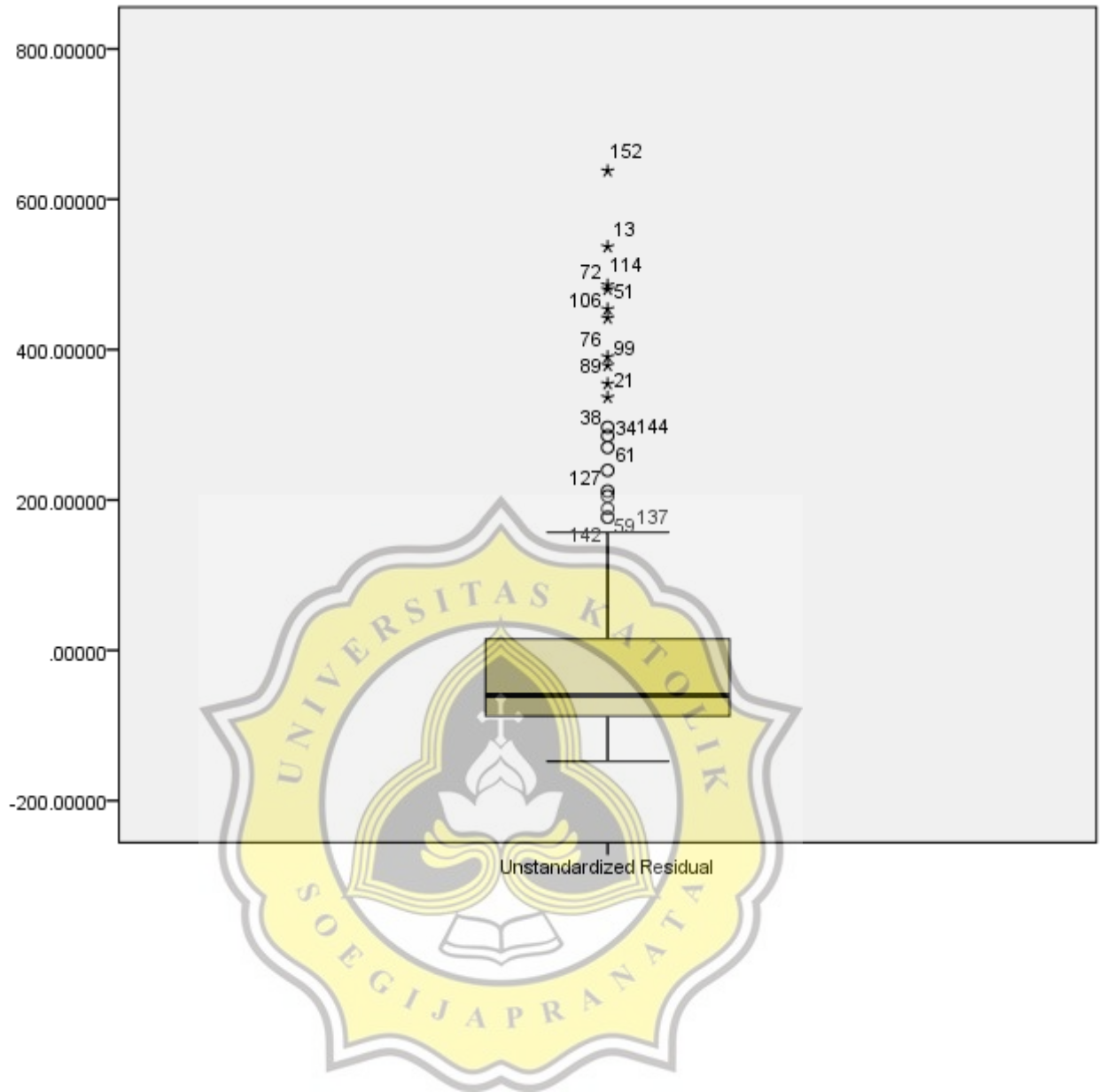
Stem width: 100,0000

Each leaf: 1 case(s)



Detrended Normal Q-Q Plot of Unstandardized Residual





NORMALITAS AKHIR :

Explore

Case Processing Summary

	Cases					
	Valid		Missing		Total	
	N	Percent	N	Percent	N	Percent
Unstandardized Residual	122	100,0%	0	0,0%	122	100,0%

Descriptives

		Statistic	Std. Error
Unstandardized Residual	Mean	-9,1311475	2,36136418
	95% Confidence Interval for Mean		
	Lower Bound	-13,8060908	
	Upper Bound	-4,4562043	
	5% Trimmed Mean	-10,6562232	
	Median	-10,2850156	
	Variance	680,277	
	Std. Deviation	26,08211991	
	Minimum	-53,96269	
	Maximum	75,77700	
	Range	129,73969	
	Interquartile Range	36,09760	
	Skewness	,815	,219
	Kurtosis	,758	,435

Extreme Values

			Case Number	Value
Unstandardized Residual	Highest	1	20	75,77700
		2	31	64,00896
		3	11	63,54633
		4	10	56,43446
		5	9	50,44019
	Lowest	1	25	-53,96269
		2	3	-53,07218
		3	16	-51,22388
		4	61	-47,79368
		5	81	-46,56496

Tests of Normality

	Kolmogorov-Smirnov ^a			Shapiro-Wilk		
	Statistic	df	Sig.	Statistic	df	Sig.
Unstandardized Residual	,079	122	,062	,954	122	,000

a. Lilliefors Significance Correction

Unstandardized Residual

Unstandardized Residual Stem-and-Leaf Plot

Frequency Stem & Leaf

```

3,00  -5 . 133
8,00  -4 . 00114567
16,00 -3 . 0012233445677899
    
```

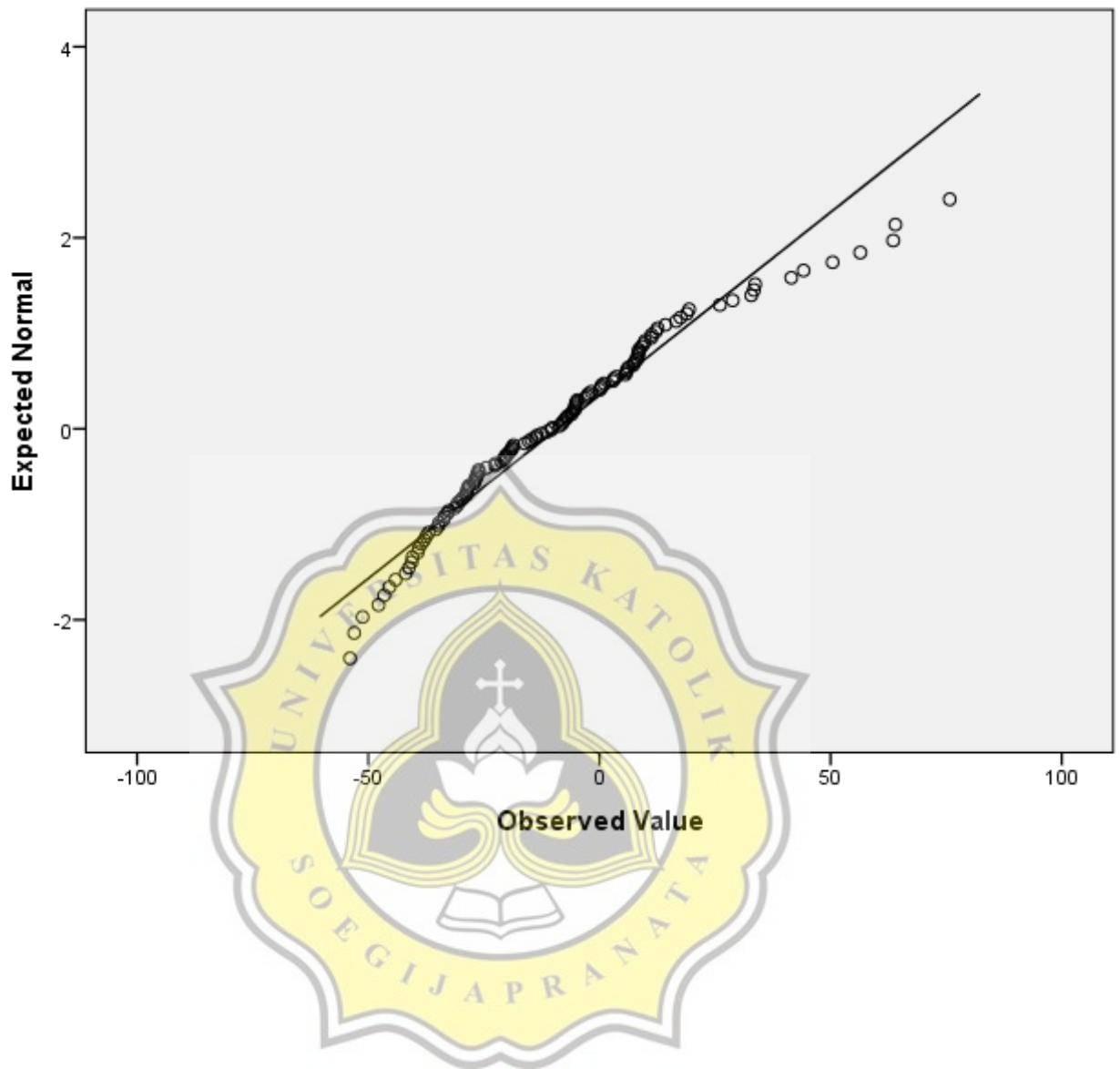
21,00 -2 . 000122466666778888899
14,00 -1 . 00123345688899
18,00 -0 . 12234555556677788
21,00 0 . 00012335567788888999
9,00 1 . 112246789
2,00 2 . 68
3,00 3 . 233
2,00 4 . 14
2,00 5 . 06
3,00 Extremes (≥ 64)

Stem width: 10,00000

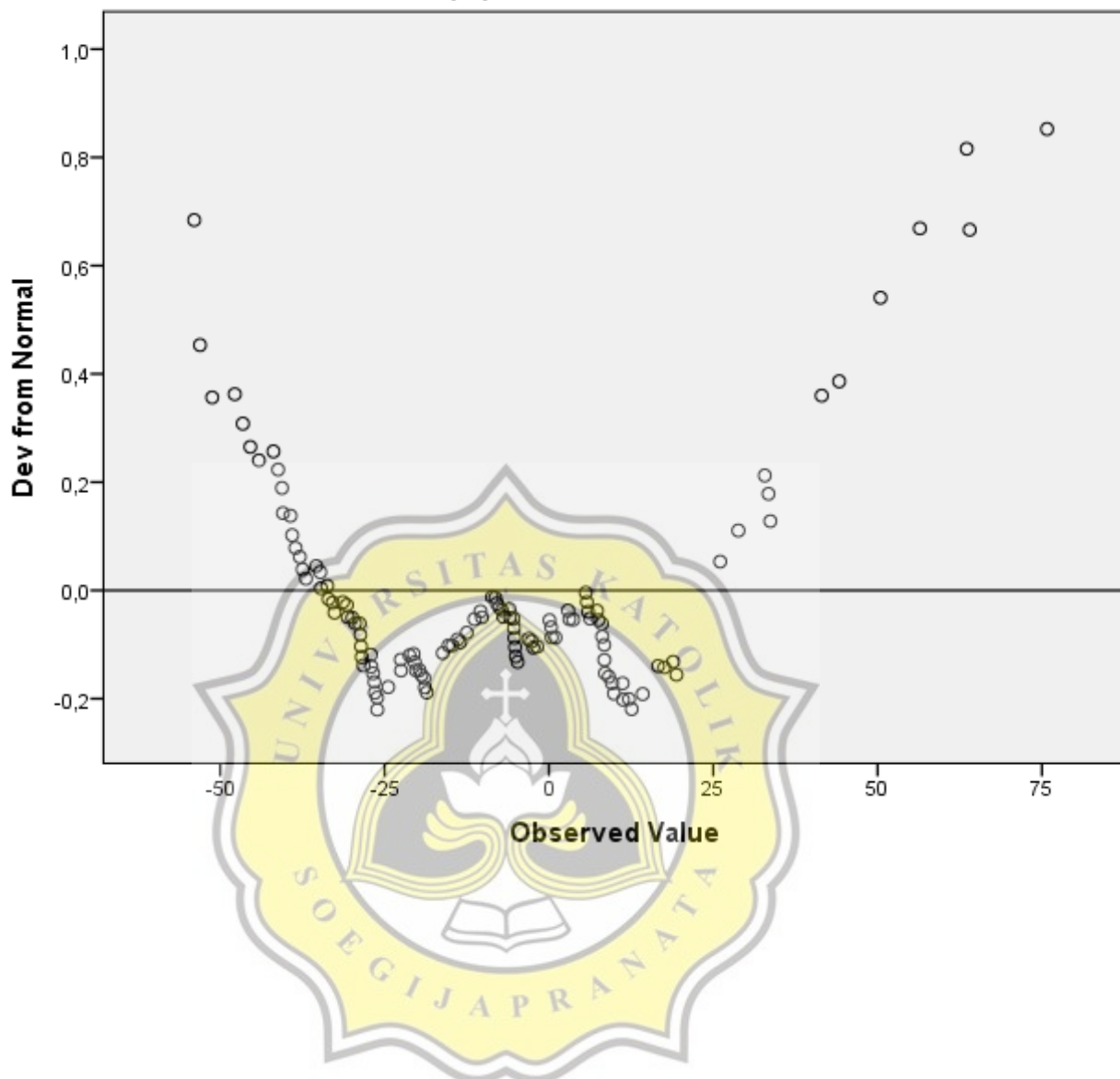
Each leaf: 1 case(s)

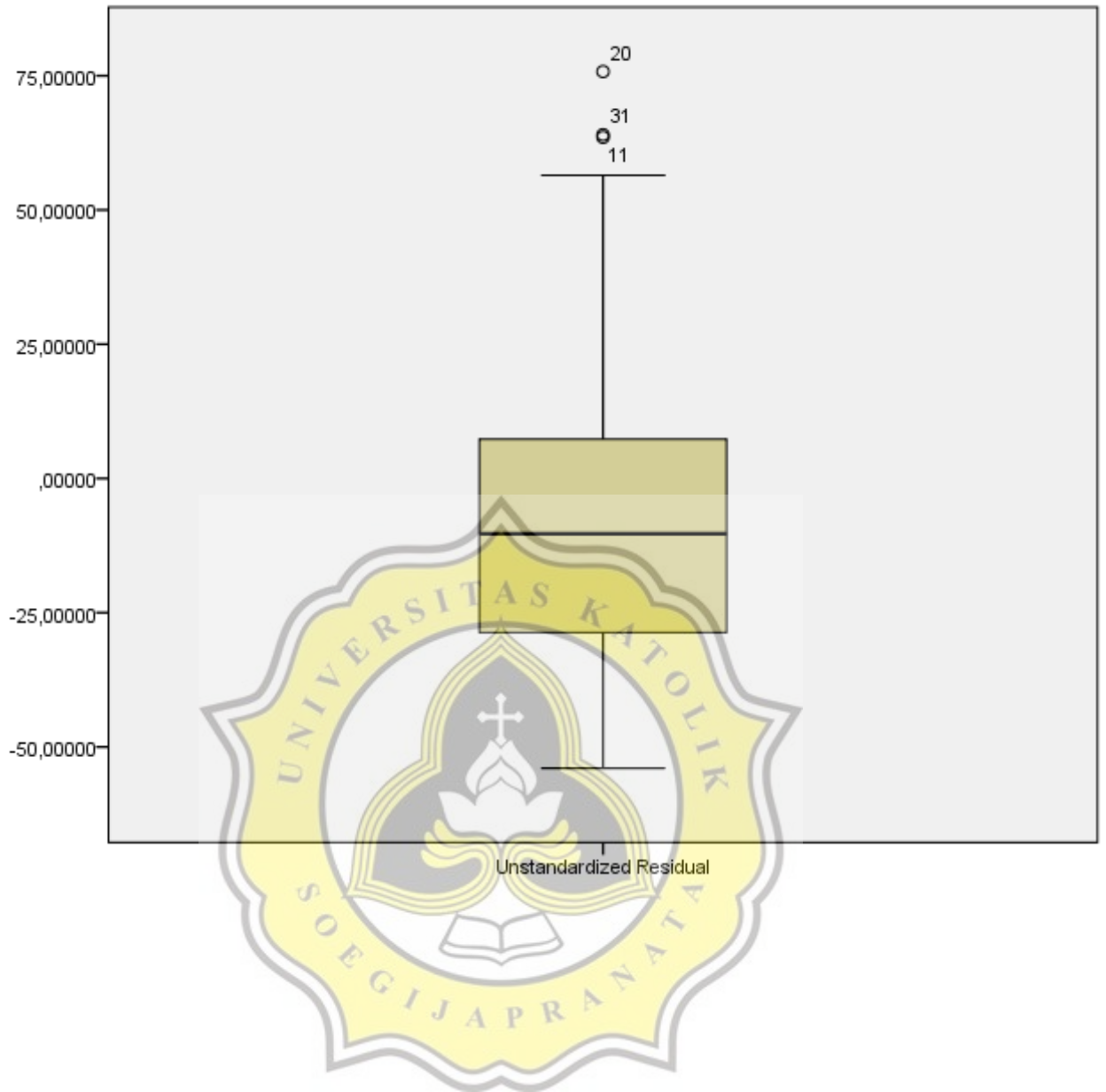


Normal Q-Q Plot of Unstandardized Residual



Detrended Normal Q-Q Plot of Unstandardized Residual





Descriptives

Descriptive Statistics

	N	Minimum	Maximum	Mean	Std. Deviation
CR	122	,20777	34,88227	4,4060729	5,64102111
FIRMSIZE	122	25,04248	34,81213	29,2358420	1,69384955
LTDER	122	,00114	1,86362	,3906270	,38680861
PBV	122	9,35963	203,84273	66,2160336	46,74071458
Valid N (listwise)	122				



Regression: Asumsi klasik multikolinearitas, autokorelasi dan uji t

Variables Entered/Removed^a

Model	Variables Entered	Variables Removed	Method
1	LTDER, CR, FIRMSIZE ^b		Enter

a. Dependent Variable: PBV

b. All requested variables entered.

Model Summary^b

Model	R	R Square	Adjusted R Square	Std. Error of the Estimate	Durbin-Watson
1	,400 ^a	,160	,139	43,38146987	1,842

a. Predictors: (Constant), LTDER, CR, FIRMSIZE

b. Dependent Variable: PBV

ANOVA^a

Model		Sum of Squares	df	Mean Square	F	Sig.
1	Regression	42277,695	3	14092,565	7,488	,000 ^b
	Residual	222070,328	118	1881,952		
	Total	264348,022	121			

a. Dependent Variable: PBV

b. Predictors: (Constant), LTDER, CR, FIRMSIZE

Coefficients^a

Model	Unstandardized Coefficients		Standardized Coefficients		Collinearity Statistics		
	B	Std. Error	Beta	t	Sig.	Tolerance	VIF
1 (Constant)	-122,770	58,830		-2,087	,039		
CR	2,429	,710	,293	3,422	,001	,970	1,031
FIRMSIZE	6,133	2,022	,266	3,033	,003	,923	1,084
LTDER	-7,849	10,756	-,065	-,730	,467	,899	1,113

a. Dependent Variable: PBV

Collinearity Diagnostics^a

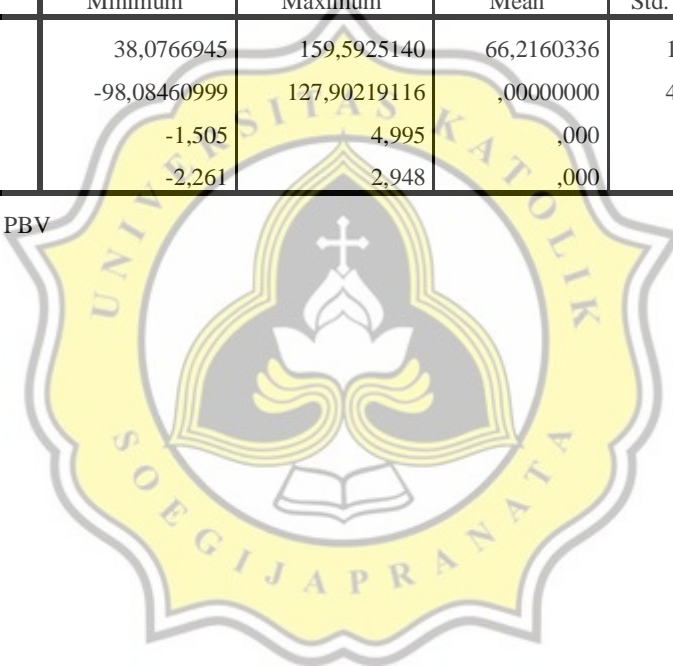
Model	Dimension	Eigenvalue	Condition Index	Variance Proportions			
				(Constant)	CR	FIRMSIZE	LTDER
1	1	3,050	1,000	,00	,03	,00	,03
	2	,659	2,152	,00	,59	,00	,23
	3	,290	3,245	,00	,37	,00	,68
	4	,002	37,285	1,00	,00	1,00	,06

a. Dependent Variable: PBV

Residuals Statistics^a

	Minimum	Maximum	Mean	Std. Deviation	N
Predicted Value	38,0766945	159,5925140	66,2160336	18,69230954	122
Residual	-98,08460999	127,90219116	,00000000	42,84030769	122
Std. Predicted Value	-1,505	4,995	,000	1,000	122
Std. Residual	-2,261	2,948	,000	,988	122

a. Dependent Variable: PBV



Regression: Uji Heteroskedastisitas

Variables Entered/Removed^a

Model	Variables Entered	Variables Removed	Method
1	LTDER, CR, FIRMSIZE ^b		Enter

a. Dependent Variable: abs_res

b. All requested variables entered.

Model Summary

Model	R	R Square	Adjusted R Square	Std. Error of the Estimate
1	,126 ^a	,016	-,009	16,25620

a. Predictors: (Constant), LTDER, CR, FIRMSIZE

ANOVA^a

Model		Sum of Squares	df	Mean Square	F	Sig.
1	Regression	502,886	3	167,629	,634	,594 ^b
	Residual	31183,157	118	264,264		
	Total	31686,044	121			

a. Dependent Variable: abs_res

b. Predictors: (Constant), LTDER, CR, FIRMSIZE

Coefficients^a

Model		Unstandardized Coefficients		Standardized Coefficients	t	Sig.
		B	Std. Error	Beta		
1	(Constant)	51,548	22,045		2,338	,021
	CR	,095	,266	,033	,355	,723
	FIRMSIZE	-1,016	,758	-,127	-1,340	,183
	LTDER	,998	4,030	,024	,248	,805

a. Dependent Variable: abs_res

DAFTAR PERUSAHAAN OUTLIER :

- 1. CTRA 2015
- 2. DUTI 2015
- 3. LPCK 2015
- 4. MKPI 2015
- 5. RDTX 2015
- 6. RODA 2015
- 7. DUTI 2016
- 8. LPCK 2016
- 9. MKPI 2016
- 10. MTSM 2016
- 11. NIRO 2016
- 12. OMRE 2016
- 13. RDTX 2016
- 14. SMRA 2016
- 15. TARA 2016
- 16. DUTI 2017
- 17. MKPI 2017
- 18. PLIN 2017
- 19. RDTX 2017
- 20. TARA 2017
- 21. DUTI 2018
- 22. MKPI 2018
- 23. MMLP 2018
- 24. OMRE 2018
- 25. PPRO 2018
- 26. PLIN 2018
- 27. RDTX 2018
- 28. RODA 2018
- 29. TARA 2018





9.15% PLAGIARISM
APPROXIMATELY

Report #11921572

BAB I PENDAHULUAN Latar Belakang Masalah Perkembangan dinamika ekonomi yang semakin pesat yang tidak bisa terlepas dari ekonomi sebuah perusahaan. Perusahaan harus bisa serta mampu untuk meningkatkan sebuah kinerja perusahaan agar terciptanya sebuah tujuan yang baik dan luas tentunya. Dana yang dibutuhkan untuk perusahaan memiliki fungsi untuk meningkatkan sebuah profit dari perusahaan tersebut. Hal ini lah yang menyebabkan perusahaan mengeluarkan obligasi yang ada pada perusahaan tersebut (Hartono,2010). Bisnis property dan real estate merupakan istilah persaingan yang wajar bagi sebuah perusahaan. Harga properti yang semakin naik membuat adanya kenaikan sebuah produk guna meningkatkan yang sering diminati atau yang sering dibeli oleh konsumen. Kebutuhan manusia yang semakin meningkat membuat semua barang yang dibeli oleh masyarakat akan bertambah sering berjalannya waktu. Kenaikan properti akan meningkatkan sebuah sistem penjualan bagi perusahaan itu sendiri dan memberikan nilai yang lebih bagi perusahaan. Pertumbuhan industri property dilain sisi dipengaruhi oleh beberapa faktor, di kuartal ketika tahun 2016, sebagian produk property di wilayah jabodatabek mengalami permintaan yang lebih rendah, hanya lahan industri yang menikmati peningkatan yang signifikan. Tahun 2009-2013 lalu,