

LAMPIRAN

Lampiran 1

Daftar Perusahaan Sampel Tahun 2014

No.	Tahun	Kode Saham	Nama Perusahaan
1	2014	AALI	Astra Agro Lestari Tbk.
2	2014	ACES	Ace Hardware Indonesia Tbk.
3	2014	ACST	Acset Indonusa Tbk.
4	2014	ADHI	Adhi Karya (Persero) Tbk.
5	2014	ADMF	Adira Dinamika Multi Finance Tbk.
6	2014	AHAP	Asuransi Harta Aman Pratama Tbk.
7	2014	AKPI	Argha Karya Prima Industry Tbk.
8	2014	AKRA	AKR Corporindo Tbk.
9	2014	ALDO	Alkindo Naratama Tbk.
10	2014	AMAG	Asuransi Multi Artha Guna Tbk.
11	2014	AMFG	Asahimas Flat Glass Tbk.
12	2014	AMRT	Sumber Alfaria Trijaya Tbk.
13	2014	APIC	Pacific Strategic Financial Tbk.
14	2014	APLI	Asiaplast Industries Tbk.
15	2014	APLN	Agung Podomoro Land Tbk.
16	2014	ARNA	Arwana Citramulia Tbk.
17	2014	ARTI	Ratu Prabu Energi Tbk
18	2014	ASBI	Asuransi Bintang Tbk.
19	2014	ASII	Astra International Tbk.
20	2014	ASSA	Adi Sarana Armada Tbk.
21	2014	BAPA	Bekasi Asri Pemula Tbk.
22	2014	BATA	Sepatu Bata Tbk.
23	2014	BBCA	Bank Central Asia Tbk.
24	2014	BBKP	Bank Bukopin Tbk.
25	2014	BBLD	Buana Finance Tbk.
26	2014	BBNI	Bank Negara Indonesia (Persero) Tbk.
27	2014	BBTN	Bank Tabungan Negara (Persero) Tbk.
28	2014	BDMN	Bank Danamon Indonesia Tbk.
29	2014	BEKS	Bank Pundi Indonesia Tbk.
30	2014	BHIT	MNC Investama Tbk.
31	2014	BIPP	Bhuwanatala Indah Permai Tbk.

32	2014	BJBR	Bank Pembangunan Daerah Jawa Barat dan
33	2014	BKDP	Bukit Darmo Property Tbk
34	2014	BKSL	Sentul City Tbk.
35	2014	BMAS	Bank Maspion Indonesia Tbk.
36	2014	BMRI	Bank Mandiri (Persero) Tbk.
37	2014	BMTR	Global Mediacom Tbk.
38	2014	BNBA	Bank Bumi Arta Tbk.
39	2014	BNGA	Bank CIMB Niaga Tbk.
40	2014	BNLI	Bank Permata Tbk.
41	2014	BPFI	Batavia Prosperindo Finance Tbk.
42	2014	BTON	Betonjaya Manunggal Tbk.
43	2014	BTPN	Bank Tabungan Pensiunan Nasional Tbk.
44	2014	BVIC	Bank Victoria International Tbk.
45	2014	CASS	Cardig Aero Services Tbk.
46	2014	CENT	Centratama Telekomunikasi Indonesia
47	2014	CFIN	Clipan Finance Indonesia Tbk.
48	2014	CMNP	Citra Marga Nusaphala Persada Tbk.
49	2014	CMPP	Centris Multipersada Pratama Tbk.
50	2014	COWL	Cowell Development Tbk.
51	2014	CPIN	Charoen Pokphand Indonesia Tbk
52	2014	CSAP	Catur Sentosa Adiprana Tbk.
53	2014	DART	Duta Anggada Realty Tbk.
54	2014	DILD	Intiland Development Tbk.
55	2014	DNET	Indoritel Makmur Internasional Tbk.
56	2014	DSNG	Dharma Satya Nusantara Tbk.
57	2014	DYAN	Dyandra Media International Tbk.
58	2014	ECII	Electronic City Indonesia Tbk.
59	2014	ELSA	Elnusa Tbk.
60	2014	EMDE	Megapolitan Developments Tbk.
61	2014	EXCL	XL Axiata Tbk.
62	2014	FAST	Fast Food Indonesia Tbk.
63	2014	FASW	Fajar Surya Wisesa Tbk.
64	2014	GDST	Gunawan Dianjaya Steel Tbk.
65	2014	GGRM	Gudang Garam Tbk.
66	2014	GJTL	Gajah Tunggal Tbk.
67	2014	GLOB	Global Teleshop Tbk.
68	2014	HDFA	Radana Bhaskara Finance Tbk.
69	2014	HERO	Hero Supermarket Tbk.
70	2014	HOME	Hotel Mandarine Regency Tbk.

71	2014	ICBP	Indofood CBP Sukses Makmur Tbk.
72	2014	ICON	Island Concepts Indonesia Tbk.
73	2014	IGAR	Champion Pacific Indonesia Tbk.
74	2014	IKAI	Intikeramik Alamasri Industri Tbk.
75	2014	IMAS	Indomobil Sukses Internasional Tbk.
76	2014	IMJS	Indomobil Multi Jasa Tbk.
77	2014	INAI	Indal Aluminium Industry Tbk.
78	2014	INDS	Indospring Tbk.
79	2014	INPC	Bank Artha Graha Internasional Tbk.
80	2014	INPP	Indonesian Paradise Property Tbk.
81	2014	INTA	Intraco Penta Tbk.
82	2014	INTP	Indocement Tunggal Prakasa Tbk.
83	2014	ISAT	Indosat Tbk.
84	2014	JAWA	Jaya Agra Wattie Tbk.
85	2014	JPFA	Japfa Comfeed Indonesia Tbk.
86	2014	JRPT	Jaya Real Property Tbk.
87	2014	JSMR	Jasa Marga (Persero) Tbk.
88	2014	KAEF	Kimia Farma Tbk.
89	2014	KBLI	KMI Wire & Cable Tbk.
90	2014	KBLM	Kabelindo Murni Tbk.
91	2014	KBLV	First Media Tbk.
92	2014	KDSI	Kedawang Setia Industrial Tbk.
93	2014	KIJA	Kawasan Industri Jababeka Tbk.
94	2014	KLBF	Kalbe Farma Tbk.
95	2014	KONI	Perdana Bangun Pusaka Tbk
96	2014	KREN	Kresna Graha Sekurindo Tbk.
97	2014	LAPD	Leyand International Tbk.
98	2014	LMPI	Langgeng Makmur Industri Tbk.
99	2014	LMSH	Lionmesh Prima Tbk.
100	2014	LPGI	Lippo General Insurance Tbk.
101	2014	LPPS	Lippo Securities Tbk.
102	2014	LSIP	PP London Sumatra Indonesia Tbk.
103	2014	LTLS	Lautan Luas Tbk.
104	2014	MAPI	Mitra Adiperkasa Tbk.
105	2014	MAYA	Bank Mayapada Internasional Tbk.
106	2014	MBTO	Martina Berto Tbk.
107	2014	MCOR	Bank Windu Kentjana International Tbk.
108	2014	MDLN	Modernland Realty Ltd. Tbk
109	2014	MDRN	Modern Internasional Tbk.

110	2014	MEGA	Bank Mega Tbk.
111	2014	MFIN	Mandala Multifinance Tbk.
112	2014	MFMI	Multifiling Mitra Indonesia Tbk.
113	2014	MICE	Multi Indocitra Tbk.
114	2014	MIDI	Midi Utama Indonesia Tbk.
115	2014	MLPL	Multipolar Tbk.
116	2014	MNCN	Media Nusantara Citra Tbk.
117	2014	MPMX	Mitra Pinasthika Mustika Tbk.
118	2014	MPPA	Matahari Putra Prima Tbk.
119	2014	MRAT	Mustika Ratu Tbk.
120	2014	MTDL	Metrodata Electronics Tbk.
121	2014	MTLA	Metropolitan Land Tbk.
122	2014	MYRX	Hanson International Tbk.
123	2014	NISP	Bank OCBC NISP Tbk.
124	2014	NOBU	Bank Nationalnobu Tbk.
125	2014	PADI	Minna Padi Investama Tbk.
126	2014	PALM	Provident Agro Tbk.
127	2014	PANR	Panorama Sentrawisata Tbk.
128	2014	PANS	Panin Sekuritas Tbk.
129	2014	PICO	Pelangi Indah Canindo Tbk
130	2014	PJAA	Pembangunan Jaya Ancol Tbk.
131	2014	PNBN	Bank Pan Indonesia Tbk
132	2014	PNLF	Panin Financial Tbk.
133	2014	PRAS	Prima Alloy Steel Universal Tbk.
134	2014	PSDN	Prasidha Aneka Niaga Tbk
135	2014	PSKT	Red Planet Indonesia Tbk.
136	2014	PTPP	PP (Persero) Tbk.
137	2014	PWON	Pakuwon Jati Tbk.
138	2014	PYFA	Pyridam Farma Tbk
139	2014	RALS	Ramayana Lestari Sentosa Tbk.
140	2014	SAME	Sarana Meditama Metropolitan Tbk.
141	2014	SDPC	Millennium Pharmacon International
142	2014	SIDO	Industri Jamu dan Farmasi Sido Muncul
143	2014	SMBR	Semen Baturaja (Persero) Tbk.
144	2014	SMDM	Suryamas Dutamakmur Tbk.
145	2014	TSPC	Tempo Scan Pacific Tbk.
146	2014	UNTR	United Tractors Tbk.
147	2014	VICO	Victoria Investama Tbk.
148	2014	VOKS	Voksel Electric Tbk.

149	2014	VRNA	Verena Multi Finance Tbk.
150	2014	WAPO	Wahana Pronatural Tbk.
151	2014	WSKT	Waskita Karya (Persero) Tbk.



Daftar Perusahaan Sampel Tahun 2015

No.	Tahun	Kode Saham	Nama Perusahaan
1	2015	ADHI	Adhi Karya (Persero) Tbk
2	2015	AGRS	Bank Agris Tbk
3	2015	AHAP	Asuransi Harta Aman Pratama Tbk
4	2015	AKRA	Akr Corporindo Tbk
5	2015	ALDO	Alkindo Naratama Tbk
6	2015	ALMI	Alumindo Light Metal Industry Tbk
7	2015	AMAG	Asuransi Multi Artha Guna Tbk
8	2015	AMRT	Sumber Alfaria Trijaya Tbk
9	2015	ANTM	Aneka Tambang (Persero) Tbk
10	2015	APIC	Pacific Strategic Financial Tbk
11	2015	APLI	Asiaplast Industries Tbk
12	2015	ARTA	Arthavest Tbk
13	2015	ARTI	Ratu Prabu Energi Tbk
14	2015	ASDM	Asuransi Dayin Mitra Tbk
15	2015	ASGR	Astra Graphia Tbk
16	2015	ASII	Astra International Tbk
17	2015	ASJT	Asuransi Jasa Tania Tbk
18	2015	BACA	Bank Capital Indonesia Tbk
19	2015	BAPA	Bekasi Asri Pemula Tbk
20	2015	BATA	Sepatu Bata Tbk
21	2015	BBCA	Bank Central Asia Tbk
22	2015	BBKP	Bank Bukopin Tbk
23	2015	BBTN	Bank Tabungan Negara (Persero) Tbk
24	2015	BDMN	Bank Danamon Indonesia Tbk
25	2015	BEST	Bekasi Fajar Industrial Estate Tbk
26	2015	BHIT	Mnc Investama Tbk.
27	2015	BINA	Bank Ina Perdana Tbk.
28	2015	BIPP	Bhuwanatala Indah Permai Tbk
29	2015	BIRD	Blue Bird Tbk
30	2015	BJBR	Bank Pembangunan Daerah Jawa Barat Dan Banten Tbk
31	2015	BLTZ	Graha Layar Prima Tbk.
32	2015	BMAS	Bank Maspion Indonesia Tbk.
33	2015	BMRI	Bank Mandiri (Persero) Tbk
34	2015	BMSR	Bintang Mitra Semestaraya Tbk
35	2015	BMTR	Global Mediacom Tbk
36	2015	BNBA	Bank Bumi Arta Tbk
37	2015	BNGA	Bank Cimb Niaga Tbk
38	2015	BPFI	Batavia Prosperindo Finance Tbk

39	2015	BPII	Batavia Prosperindo Internasional Tbk.
40	2015	BRNA	Berlina Tbk
41	2015	BTPN	Bank Tabungan Pensiunan Nasional Tbk
42	2015	BUVA	Bukit Uluwatu Villa Tbk
43	2015	BVIC	Bank Victoria International Tbk
44	2015	BWPT	Eagle High Plantations Tbk
45	2015	CASS	Cardig Aero Services Tbk
46	2015	CEKA	Wilmar Cahaya Indonesia Tbk.
47	2015	CENT	Centratama Telekomunikasi Indonesia Tbk.
48	2015	CMPP	Rimau Multi Putra Pratama
49	2015	CPIN	Charoen Pokphand Indonesia Tbk
50	2015	CSAP	Catur Sentosa Adiprana Tbk
51	2015	CTRA	Ciputra Development Tbk
52	2015	DNAR	Bank Dinar Indonesia Tbk.
53	2015	DPNS	Duta Pertiwi Nusantara Tbk
54	2015	DSNG	Dharma Satya Nusantara Tbk.
55	2015	DVLA	Darya-Varia Laboratoria Tbk
56	2015	DYAN	Dyandra Media International Tbk.
57	2015	ECII	Electronic City Indonesia Tbk.
58	2015	EMDE	Megapolitan Developments Tbk
59	2015	FAST	Fast Food Indonesia Tbk
60	2015	FASW	Fajar Surya Wisesa Tbk
61	2015	FORU	Fortune Indonesia Tbk
62	2015	FREN	Smartfren Telecom Tbk
63	2015	GDST	Gunawan Dianjaya Steel Tbk
64	2015	GEMA	Gema Grahasarana Tbk
65	2015	GGRM	Gudang Garam Tbk
66	2015	GJTL	Gajah Tunggal Tbk
67	2015	GMTD	Gowa Makassar Tourism Development Tbk
68	2015	GOLD	Visi Telekomunikasi Infrastruktur Tbk.
69	2015	GPRA	Perdana Gapura Prima Tbk
70	2015	HDFA	Radana Bhaskara Finance Tbk
71	2015	HERO	Hero Supermarket Tbk
72	2015	HOME	Hotel Mandarine Regency Tbk
73	2015	ICBP	Indofood Cbp Sukses Makmur Tbk
74	2015	IKAI	Intikeramik Alamasri Industri Tbk
75	2015	IMAS	Indomobil Sukses Internasional Tbk
76	2015	IMPC	Impack Pratama Industri Tbk
77	2015	INAF	Indofarma Tbk
78	2015	INCI	Intanwijaya Internasional Tbk
79	2015	INDF	Indofood Sukses Makmur Tbk

80	2015	INPC	Bank Artha Graha Internasional Tbk
81	2015	INPP	Indonesian Paradise Property Tbk
82	2015	INTA	Intraco Penta Tbk
83	2015	INTP	Indocement Tunggal Prakarsa Tbk
84	2015	ISAT	Indosat Tbk
85	2015	ISSP	Steel Pipe Industry Of Indonesia Tbk
86	2015	JIHD	Jakarta International Hotels & Development Tbk
87	2015	JKON	Jaya Konstruksi Manggala Pratama Tbk
88	2015	JPFA	Japfa Comfeed Indonesia Tbk
89	2015	JRPT	Jaya Real Property Tbk
90	2015	JTPE	Jasuindo Tiga Perkasa Tbk
91	2015	KAEF	Kimia Farma (Persero) Tbk
92	2015	KBLM	Kabelindo Murni Tbk
93	2015	KDSI	Kedawung Setia Industrial Tbk
94	2015	KIJA	Kawasan Industri Jababeka Tbk
95	2015	KLBF	Kalbe Farma Tbk
96	2015	KPIG	Mnc Land Tbk
97	2015	KREN	Kresna Graha Investama Tbk.
98	2015	LINK	Link Net Tbk.
99	2015	LMAS	Limas Indonesia Makmur Tbk
100	2015	LMSH	Lionmesh Prima Tbk
101	2015	LPCK	Lippo Cikarang Tbk
102	2015	LPGI	Lippo General Insurance Tbk
103	2015	LPIN	Multi Prima Sejahtera Tbk
104	2015	LPKR	Lippo Karawaci Tbk
105	2015	LPLI	Star Pacific Tbk
106	2015	LRNA	Eka Sari Lorena Transport Tbk.
107	2015	LSIP	Pp London Sumatra Indonesia Tbk
108	2015	MAIN	Malindo Feedmill Tbk
109	2015	MAMI	Mas Murni Indonesia Tbk
110	2015	MBTO	Martina Berto Tbk
111	2015	MCOR	Bank Windu Kentjana International Tbk
112	2015	MDRN	Modern Internasional Tbk
113	2015	MEGA	Bank Mega Tbk
114	2015	META	Nusantara Infrastructure Tbk
115	2015	MFIN	Mandala Multifinance Tbk
116	2015	MFMI	Multifiling Mitra Indonesia Tbk
117	2015	MGNA	Magna Finance Tbk.
118	2015	MICE	Multi Indocitra Tbk
119	2015	MIDI	Midi Utama Indonesia Tbk
120	2015	MLIA	Mulia Industrindo Tbk

121	2015	MLIA	Mulia Industrindo Tbk
122	2015	MNCN	Media Nusantara Citra Tbk
123	2015	MPMX	Mitra Pinasthika Mustika Tbk.
124	2015	MPPA	Matahari Putra Prima Tbk
125	2015	MSKY	Mnc Sky Vision Tbk
126	2015	MTDL	Metrodata Electronics Tbk
127	2015	MTLA	Metropolitan Land Tbk
128	2015	MYOR	Mayora Indah Tbk
129	2015	NELY	Pelayaran Nelly Dwi Putri Tbk
130	2015	NIRO	Nirvana Development Tbk
131	2015	NISP	Bank Ocbc Nisp Tbk
132	2015	NRCA	Nusa Raya Cipta Tbk.
133	2015	PADI	Minna Padi Investama Tbk
134	2015	PALM	Provident Agro Tbk
135	2015	PDES	Destinasi Tirta Nusantara Tbk
136	2015	PEGE	Panca Global Securities Tbk
137	2015	PGLI	Pembangunan Graha Lestari Tbk
138	2015	PICO	Pelangi Indah Canindo Tbk
139	2015	PLIN	Plaza Indonesia Realty Tbk
140	2015	PNBN	Bank Pan Indonesia Tbk
141	2015	PNIN	Paninvest Tbk
142	2015	PNLF	Panin Financial Tbk
143	2015	PSDN	Prasidha Aneka Niaga Tbk
144	2015	PTBA	Tambang Batubara Bukit Asam Tbk
145	2015	PTPP	Pp (Persero) Tbk
146	2015	PWON	Pakuwon Jati Tbk
147	2015	RALS	Ramayana Lestari Sentosa Tbk
148	2015	RBMS	Ristia Bintang Mahkotasejati Tbk
149	2015	RELI	Reliance Securities Tbk
150	2015	RODA	Pikko Land Development Tbk
151	2015	RUIS	Radiant Utama Interinsco Tbk
152	2015	SAME	Sarana Meditama Metropolitan Tbk
153	2015	SCCO	Supreme Cable Manufacturing Corporation Tbk
154	2015	SHID	Hotel Sahid Jaya Tbk
155	2015	SIDO	Industri Jamu Dan Farmasi Sido Muncul Tbk
156	2015	SILO	Siloam International Hospitals Tbk.
157	2015	SIMA	Siwani Makmur Tbk
158	2015	SMBR	Semen Baturaja (Persero) Tbk
159	2015	SMDM	Suryamas Dutamakmur Tbk
160	2015	TRST	Trias Sentosa Tbk
161	2015	UNTR	United Tractors Tbk

162	2015	VICO	Victoria Investama Tbk.
163	2015	VOKS	Voksel Electric Tbk
164	2015	VRNA	Verena Multi Finance Tbk
165	2015	WICO	Wicaksana Overseas International Tbk
166	2015	WSKT	Waskita Karya (Persero) Tbk
167	2015	WTON	Wijaya Karya Beton



Daftar Perusahaan Sampel Tahun 2016

No.	Tahun	Kode Saham	Nama Perusahaan
1	2016	AALI	Astra Agro Lestari Tbk
2	2016	ABBA	Mahaka Media Tbk
3	2016	ADHI	Adhi Karya (Persero) Tbk
4	2016	ADMF	Adira Dinamika Multi Finance Tbk
5	2016	AGRS	PT Bank Agris Tbk
6	2016	AHAP	Asuransi Harta Aman Pratama Tbk
7	2016	AKKU	PT Anugerah Kagum Karya Utama Tbk
8	2016	AKPI	Argha Karya Prima Ind. Tbk
9	2016	AKRA	AKR Corporindo Tbk
10	2016	ALKA	Alakasa Industrindo Tbk
11	2016	AMAG	Asuransi Multi Artha Guna Tbk
12	2016	AMFG	Asahimas Flat Glass Tbk
13	2016	AMRT	Sumber Alfaria Trijaya Tbk
14	2016	APIC	Pacific strategic financial tbk
15	2016	APLI	Asiaplast Industries Tbk
16	2016	APLN	Agung Podomoro Land Tbk
17	2016	ARNA	Arwana Citramulia Tbk
18	2016	ASGR	Astra Graphia Tbk
19	2016	ASII	Astra International Tbk
20	2016	ASJT	Asuransi Jasa Tania Tbk
21	2016	BAPA	Bekasi Asri Pemula Tbk
22	2016	BATA	Sepatu Bata Tbk
23	2016	BBCA	Bank Central Asia Tbk
24	2016	BBHI	PT Bank Harda Internasional Tbk.
25	2016	BBKP	Bank Bukopin Tbk
26	2016	BDMN	Bank Danamon Indonesia Tbk
27	2016	BEKS	PT Bank Pembangunan Daerah Banten Tbk.
28	2016	BHIT	PT MNC Investama Tbk.
29	2016	BINA	PT Bank Ina Perdana Tbk.
30	2016	BIRD	PT Blue Bird Tbk
31	2016	BISI	BISI INTERNATIONAL Tbk
32	2016	BJTM	Bank Pembangunan Daerah Jawa Timur Tbk
33	2016	BMAS	PT Bank Maspion Indonesia Tbk.
34	2016	BMRI	Bank Mandiri (Persero) Tbk
35	2016	BMSR	Bintang Mitra Semestaraya Tbk
36	2016	BMTR	Global Mediacom Tbk
37	2016	BNBA	Bank Bumi Arta Tbk

38	2016	BOLT	PT Garuda Metalindo Tbk.
39	2016	BPFI	Batavia Prosperindo Finance Tbk
40	2016	BRNA	Berlina Tbk
41	2016	BTON	Betonjaya Manunggal Tbk
42	2016	BUDI	PT Budi Starch & Sweetener Tbk.
43	2016	BUKK	Bukaka Teknik Utama Tbk
44	2016	BWPT	Eagle High Plantations Tbk
45	2016	CASS	Cardig Aero Services Tbk
46	2016	CENT	PT Centratama Telekomunikasi Indonesia Tbk.
47	2016	CFIN	Clipan Finance Indonesia Tbk
48	2016	CINT	PT Chitose Internasional Tbk
49	2016	CMNP	Citra Marga Nusaphala Persada Tbk
50	2016	CMPP	Rimau Multi Putra Pratama
51	2016	CPIN	Charoen Pokphand Indonesia Tbk
52	2016	CTRA	Ciputra Development Tbk
53	2016	DART	Duta Anggada Realty Tbk
54	2016	DGIK	Nusa Konstruksi Enjiniring Tbk
55	2016	DILD	Intiland Development Tbk
56	2016	DKFT	Central Omega Resources Tbk
57	2016	DNAR	PT Bank Dinar Indonesia Tbk.
58	2016	DNET	PT Indoritel Makmur Internasional Tbk.
59	2016	DPNS	Duta Pertiwi Nusantara Tbk
60	2016	DPUM	PT Dua Putra Utama Makmur Tbk.
61	2016	DSNG	PT Dharma Satya Nusantara Tbk.
62	2016	DVLA	Darya-Varia Laboratoria Tbk
63	2016	GJTL	Gajah Tunggal Tbk
64	2016	GPRA	Perdana Gapura Prima Tbk
65	2016	GWSA	Greenwood Sejahtera Tbk
66	2016	GZCO	Gozco Plantations Tbk
67	2016	HDFA	Radana Bhaskara Finance Tbk
68	2016	HERO	Hero Supermarket Tbk
69	2016	HOME	Hotel Mandarin Regency Tbk
70	2016	HOTL	Saraswati Griya Lestari Tbk
71	2016	ICBP	Indofood CBP Sukses Makmur Tbk
72	2016	IMPC	PT Impack Pratama Industri Tbk
73	2016	INAI	Indal Aluminium Industry Tbk
74	2016	INCI	Intanwijaya Internasional Tbk
75	2016	INDF	Indofood Sukses Makmur Tbk
76	2016	INDS	Indospring Tbk

77	2016	INDX	Tanah Laut Tbk
78	2016	INPC	Bank Artha Graha Internasional Tbk
79	2016	INTA	Intraco Penta Tbk
80	2016	ISAT	Indosat Tbk
81	2016	ISSP	PT Steel Pipe Industry of Indonesia Tbk
82	2016	JAWA	Jaya Agra Wattie Tbk
83	2016	JIHD	Jakarta International Hotels & Development Tbk
84	2016	JPFA	JAPFA Comfeed Indonesia Tbk
85	2016	JRPT	Jaya Real Property Tbk
86	2016	JSMR	Jasa Marga Tbk
87	2016	KBLI	KMI Wire and Cable Tbk
88	2016	KBLM	Kabelindo Murni Tbk
89	2016	KBLV	First Media Tbk
90	2016	KDSI	Kedawung Setia Industrial Tbk
91	2016	LION	Lion Metal Works Tbk
92	2016	LMPI	Langgeng Makmur Industri Tbk
93	2016	LMSH	Lionmesh Prima Tbk
94	2016	LPCK	Lippo Cikarang Tbk
95	2016	LPIN	Multi Prima Sejahtera Tbk
96	2016	LPKR	Lippo Karawaci Tbk
97	2016	LPLI	Star Pacific Tbk
98	2016	LPPS	Lippo Securities Tbk
99	2016	LRNA	PT Eka Sari Lorena Transport Tbk.
100	2016	LSIP	PP London Sumatra Indonesia Tbk
101	2016	LTLS	Lautan Luas Tbk
102	2016	MAIN	Malindo Feedmill Tbk
103	2016	MAMI	Mas Murni Indonesia Tbk
104	2016	MAYA	Bank Mayapada Internasional Tbk
105	2016	MBTO	Martina Berto Tbk
106	2016	MCOR	Bank Windu Kentjana International Tbk
107	2016	MDIA	PT Intermedia Capital Tbk.
108	2016	MDLN	Modernland Realty Ltd Tbk
109	2016	MDRN	Modern Internasional Tbk
110	2016	MEGA	Bank Mega Tbk
111	2016	MERK	Merck Tbk
112	2016	MFMI	Multifiling Mitra Indonesia Tbk
113	2016	MGNA	PT Magna Finance Tbk.
114	2016	MIDI	Midi Utama Indonesia Tbk
115	2016	MLIA	Mulia Industrindo Tbk

116	2016	MSKY	MNC Sky Vision Tbk
117	2016	PALM	Provident Agro Tbk
118	2016	PANR	Panorama Sentrawisata Tbk
119	2016	PDES	Destinasi Tirta Nusantara Tbk
120	2016	PKPK	Perdana Karya Perkasa Tbk
121	2016	PLIN	Plaza Indonesia Realty Tbk
122	2016	PNBN	Bank Pan Indonesia Tbk
123	2016	PNIN	Paninvest Tbk
124	2016	PNLF	Panin Financial Tbk
125	2016	PRAS	Prima Alloy Steel Universal Tbk
126	2016	PSKT	PT Red Planet Indonesia Tbk
127	2016	PTBA	Tambang Batubara Bukit Asam Tbk
128	2016	PTPP	PP (Persero) Tbk
129	2016	PWON	Pakuwon Jati Tbk
130	2016	PYFA	Pyridam Farma Tbk
131	2016	RALS	Ramayana Lestari Sentosa Tbk
132	2016	RBMS	Ristia Bintang Mahkotasejati Tbk
133	2016	RODA	Pikko Land Development Tbk
134	2016	SIDO	PT Industri Jamu dan Farmasi Sido Muncul Tbk
135	2016	SMBR	PT Semen Baturaja (Persero) Tbk
136	2016	SMMT	GOLDEN EAGLE ENERGY Tbk
137	2016	SSTM	Sunson Textile Manufacturer Tbk
138	2016	TRST	Trias Sentosa Tbk
139	2016	VRNA	Verena Multi Finance Tbk
140	2016	WAPO	Wahana Pronatural Tbk
141	2016	WICO	Wicaksana Overseas International Tbk
142	2016	WOMF	Wahana Ottomitra Multiartha Tbk
143	2016	WSKT	Waskita Karya (Persero) Tbk
144	2016	WTON	Wijaya Karya Beton

Daftar Perusahaan Sampel Tahun 2017


No.	Tahun	Kode Saham	Nama Perusahaan
1	2017	AALI	Astra Agro Lestari Tbk.
2	2017	ABBA	Mahaka Media Tbk
3	2017	ACST	Acset Indonusa Tbk
4	2017	ADES	Akasha Wira International Tbk, PT
5	2017	ADMF	Adira Dinamika Multi Finance Tbk
6	2017	AGRO	Bank Rakyat Indonesia Agro Niaga Tbk
7	2017	AGRS	Bank Agris Tbk
8	2017	AHAP	Asuransi Harta Aman Pratama Tbk
9	2017	AKPI	Argha Karya Prima Industry Tbk
10	2017	AKRA	AKR Corporindo Tbk, PT
11	2017	ALMI	Alumindo Light Metal Industry Tbk
12	2017	AMAG	Asuransi Multi Artha Guna Tbk
13	2017	AMFG	Asahimas Flat Glass Tbk
14	2017	AMRT	Sumber Alfaria Trijaya Tbk
15	2017	ANTM	Aneka Tambang (Persero) Tbk
16	2017	APIC	Pasific Strategic Financial Tbk
17	2017	APII	Arita Prima Indonesia Tbk, PT
18	2017	APLI	Asiaplast Industries Tbk
19	2017	APLN	Agung Podomoro Land Tbk
20	2017	ARNA	Arwana Citra Mulia Tbk
21	2017	ASDM	Asuransi Dayin Mitra Tbk
22	2017	ASGR	Astra Graphia Tbk
23	2017	ASII	Astra International Tbk
24	2017	ASJT	Asuransi Jaya Tania Tbk
25	2017	BAJA	Saranacentral Bajatama Tbk
26	2017	BBCA	Bank Central Asia Tbk
27	2017	BBHI	Bank Harda Internasional Tbk
28	2017	BBKP	Bank Bukopin Tbk
29	2017	BBLD	Buana Finance Tbk
30	2017	BBNI	Bank Negara Indonesia (Persero)Tbk
31	2017	BBTN	Bank Tabungan Negara (Persero) Tbk
32	2017	BBYB	Bank Yudha Bhakti Tbk
33	2017	BCAP	MNC Kapital Indonesia Tbk
34	2017	BCIP	Bumi Citra Permai Tbk
35	2017	BDMN	Bank Danamon Indonesia Tbk
36	2017	BEKS	Bank Pembangunan Daerah Banten Tbk
37	2017	BFIN	BFI Finance Indonesia Tbk
38	2017	BGTG	Bank Ganesha Tbk.

39	2017	BHIT	MNC Investama Tbk
40	2017	BINA	Bank Ina Perdana Tbk
41	2017	BIPP	Bhuawanatala Indah Permai Tbk
42	2017	BJTM	Bank Pembangunan Daerah Jawa Timur Tbk
43	2017	BMRI	Bank Mandiri (Persero) Tbk
44	2017	BMSR	Bintang Mitra Semestaraya Tbk, PT
45	2017	BMTR	Global Mediacom Tbk
46	2017	BNGA	Bank CIMB Niaga Tbk
47	2017	BNLI	Bank Permata Tbk
48	2017	BOLT	Garuda Metalindo Tbk
49	2017	BSIM	Bank Sinar Mas Tbk
50	2017	BTON	Beton Jaya Manunggal Tbk
51	2017	BTPN	Bank Tabungan Pensiunan Nasional Tbk
52	2017	BUKK	Bukaka Teknik Utama Tbk.
53	2017	BUVA	Bukit Uluwatu Villa Tbk
54	2017	BWPT	Eagle High Plantations Tbk.
55	2017	CASS	Cardig Aero Services Tbk
56	2017	CEKA	Wilmar Cahaya Indonesia Tbk, PT
57	2017	CFIN	Clipan Finance Indonesia Tbk
58	2017	CMNP	Cipta Marga Nusaphala Persada Tbk
59	2017	CMPP	Rimau Multi Putra Pratama Tbk
60	2017	CPIN	Charoen Pokphand Indonesia Tbk
61	2017	CSAP	Catur Sentosa Adiprana Tbk
62	2017	CTRA	Ciputra Development Tbk
63	2017	DART	Duta Anggada Realty Tbk
64	2017	DAYA	Duta Intidaya Tbk
65	2017	DEFI	Danasupra Erapacific Tbk
66	2017	DGIK	Nusa Konstruksi Enjiniring Tbk
67	2017	DILD	Intiland Development Tbk
68	2017	DLTA	Delta Djakarta Tbk, PT
69	2017	DNAR	Bank Dinar Indonesia Tbk
70	2017	DPNS	Duta Pertiwi Nusantara Tbk.
71	2017	DSNG	Dharma Satya Nusantara Tbk.
72	2017	DYAN	Dyandra Media International Tbk
73	2017	EPMT	Enseval Putera Megatrading Tbk, PT
74	2017	ERAA	Erajaya Swasembada Tbk
75	2017	EXCL	XL Axiata Tbk
76	2017	FAST	Fast Food Indonesia Tbk
77	2017	FMII	Fortune Mate Indonesia Tbk
78	2017	FORU	Fortune Indonesia Tbk
79	2017	GAMA	Gading Development Tbk

80	2017	GGRM	Gudang Garam Tbk
81	2017	GMTD	Goa Makassar Tourism Development Tbk
82	2017	GPRA	Perdana Gapura Prima Tbk
83	2017	GWSA	Greenwood Sejahtera Tbk
84	2017	HADE	HD Capital Tbk Tbk
85	2017	HDFA	Radana Bhaskara Finance Tbk
86	2017	HERO	Hero Supermarket Tbk
87	2017	IBFN	Intan Baruprana Finance Tbk
88	2017	ICBP	Indofood CBP Sukses Makmur Tbk, PT
89	2017	IGAR	Champion Pasific Indonesia Tbk
90	2017	IMAS	Indomobil Sukses International Tbk
91	2017	IMJS	Indomobil Multi Jasa Tbk
92	2017	IMPC	Impack Pratama Industri Tbk
93	2017	INCI	Intan Wijaya International Tbk.
94	2017	INDF	Indofood Sukses Makmur Tbk, PT
95	2017	INDS	Indospring Tbk
96	2017	INPP	Indonesian Paradise Property Tbk
97	2017	INTP	Indocement Tunggal Prakasa Tbk
98	2017	ISAT	Indosat Tbk
99	2017	ISSP	Steel Pipe Industry of Indonesia Tbk
100	2017	JIHD	Jakarta International Hotel & Development Tbk
101	2017	JSMR	Jasa Marga (Persero) Tbk
102	2017	KBLI	KMI Wire and Cable Tbk
103	2017	KBLM	Kabelindo Murni Tbk
104	2017	KBLV	First Media Tbk
105	2017	KIJA	Kawasan Industri Jababeka Tbk
106	2017	KLBF	Kalbe Farma Tbk
107	2017	KPIG	MNC Land Tbk
108	2017	KREN	Kresna Graha Investama Tbk
109	2017	LMAS	Limas Indonesia Makmur Tbk
110	2017	LMPI	Langgeng Makmur Industry Tbk, PT
111	2017	LPCK	Lippo Cikarang Tbk
112	2017	LPIN	Multi Prima Sejahtera Tbk
113	2017	LPPS	Lippo Securities Tbk
114	2017	LRNA	Ekasari Lorena Transport Tbk
115	2017	LSIP	PP London Sumatera Indonesia Tbk.
116	2017	LTLS	Lautan Luas Tbk, PT
117	2017	MAIN	Malindo Feedmill Tbk
118	2017	MAPI	Mitra Adiperkasa Tbk
119	2017	MAYA	Bank Mayapada International Tbk
120	2017	MBTO	Martina Berto Tbk

121	2017	MCOR	Bank China Construction Bank Ind. Tbk
122	2017	MDIA	Intermedia Capital Tbk
123	2017	MDLN	Modernland Realty Tbk
124	2017	MERK	Merck Indonesia Tbk
125	2017	MFIN	Mandala Multifinance Tbk
126	2017	MFMI	Multifiling Mitra Indonesia Tbk
127	2017	MGNA	Magna Finance Tbk
128	2017	MICE	Multi Indocitra Tbk, PT
129	2017	MIDI	Midi Utama Indonesia Tbk
130	2017	MIKA	Mitra Keluarga Karyasehat Tbk
131	2017	MKNT	Mitra Komunikasi Nusantara Tbk
132	2017	MLPL	Multipolar Tbk
133	2017	MMLP	Mega Manunggal Property Tbk
134	2017	MNCN	Media Nusantara Citra Tbk
135	2017	MPMX	Mitra Pinasthika Mustika Tbk, PT
136	2017	MPPA	Matahari Putra Prima Tbk
137	2017	MTDL	Metrodata Electronics Tbk
138	2017	MTSM	Metro Realty Tbk
139	2017	MYOR	Mayora Indah Tbk, PT
140	2017	MYRX	Hanson International Tbk
141	2017	NELY	Pelayaran Nelly Dwi Putri Tbk
142	2017	NISP	Bank OCBC NISP Tbk
143	2017	NOBU	Bank Nationalnobu Tbk
144	2017	NRCA	Nusa Raya Cipta Tbk
145	2017	OASA	Protech Mitra Perkasa Tbk
146	2017	PALM	Provident Agro Tbk.
147	2017	PANR	Panorama Sentrawisata Tbk
148	2017	PANS	Panin Sekuritas Tbk
149	2017	PEGE	Panca Global Securities Tbk
150	2017	PGLI	Pembangunan Graha Lestari Indah Tbk
151	2017	PJAA	Pembangunan Jaya Ancol Tbk
152	2017	PNBS	Bank Panin Syariah Tbk
153	2017	PNLF	Panin Financial Tbk
154	2017	PRAS	Prima alloy steel Universal Tbk
155	2017	PTPP	Pembangunan Perumahan (Persero) Tbk
156	2017	PWON	Pakuwon Jati Tbk
157	2017	PYFA	Pyridam Farma Tbk
158	2017	RALS	Ramayana Lestari Sentosa Tbk
159	2017	RDTX	Roda Vivatex Tbk
160	2017	RIMO	Rimo International Lestari Tbk
161	2017	SAME	Sarana Meditama Metropolitan Tbk

162	2017	SCCO	Supreme Cable Manufacturing and Commerce Tbk
163	2017	SDPC	Millennium Pharmacon International Tbk, PT
164	2017	SDRA	Bank Woori Saudara Indonesia 1906 Tbk
165	2017	SIDO	Industri Jamu & Farmasi Sido Muncul Tbk
166	2017	SILO	Siloam International Hospitals Tbk
167	2017	SIMP	Salim Ivomas Pratama Tbk.
168	2017	SSTM	Sunson Textile Manufacturer Tbk
169	2017	SUPR	Solusi Tunas Pratama Tbk
170	2017	TBIG	Tower Bersama Infrastructure Tbk
171	2017	TRST	Trias Sentosa Tbk
172	2017	UNTR	United Tractor Tbk, PT
173	2017	VOKS	Voksel Electric Tbk
174	2017	WICO	Wicaksana Overseas International Tbk, PT
175	2017	WIKA	Wijaya Karya (Persero) Tbk
176	2017	WSKT	Waskita Karya (Persero) Tbk
177	2017	WTON	Wijaya Karya Beton Tbk



Daftar Perusahaan Sampel Tahun 2018

No.	Tahun	Kode Saham	Nama Perusahaan
1	2018	AALI	Astra Agro Lestari Tbk.
2	2018	ACST	Acset Indonusa Tbk.
3	2018	ADES	Akasha Wira International Tbk.
4	2018	ADHI	Adhi Karya (Persero) Tbk.
5	2018	ADMF	Adira Dinamika Multi Finance T
6	2018	AGII	Aneka Gas Industri Tbk.
7	2018	AGRO	Bank Rakyat Indonesia Agroniag
8	2018	AHAP	Asuransi Harta Aman Pratama Tb
9	2018	AKPI	Argha Karya Prima Industry Tbk
10	2018	AKRA	AKR Corporindo Tbk.
11	2018	ALMI	Alumindo Light Metal Industry
12	2018	AMIN	Ateliers Mecaniques D Indonesi
13	2018	AMRT	Sumber Alfaria Trijaya Tbk.
14	2018	ANTM	Aneka Tambang Tbk.
15	2018	APIC	Pacific Strategic Financial Tb
16	2018	APLI	Asiaplast Industries Tbk.
17	2018	APLN	Agung Podomoro Land Tbk.
18	2018	ARNA	Arwana Citramulia Tbk.
19	2018	ARTO	Bank Artos Indonesia Tbk.
20	2018	ASBI	Asuransi Bintang Tbk.
21	2018	ASDM	Asuransi Dayin Mitra Tbk.
22	2018	ASII	Astra International Tbk.
23	2018	ASJT	Asuransi Jasa Tania Tbk.
24	2018	BAJA	Saranacentral Bajatama Tbk.
25	2018	BBCA	Bank Central Asia Tbk.
26	2018	BBKP	Bank Bukopin Tbk.
27	2018	BBNI	Bank Negara Indonesia (Persero
28	2018	BDMN	Bank Danamon Indonesia Tbk.
29	2018	BELL	Trisula Textile Industries Tbk
30	2018	BEST	Bekasi Fajar Industrial Estate
31	2018	BFIN	BFI Finance Indonesia Tbk.
32	2018	BIPP	Bhuwanatala Indah Permai Tbk.
33	2018	BIRD	Blue Bird Tbk.
34	2018	BISI	BISI International Tbk.
35	2018	BJBR	Bank Pembangunan Daerah Jawa B
36	2018	BKDP	Bukit Darmo Property Tbk
37	2018	BKSL	Sentul City Tbk.

38	2018	BLTZ	Graha Layar Prima Tbk.
39	2018	BMAS	Bank Maspion Indonesia Tbk.
40	2018	BMRI	Bank Mandiri (Persero) Tbk.
41	2018	BMTR	Global Mediacom Tbk.
42	2018	BNBA	Bank Bumi Arta Tbk.
43	2018	BNGA	Bank CIMB Niaga Tbk.
44	2018	BNII	Bank Maybank Indonesia Tbk.
45	2018	BPFI	Batavia Prosperindo Finance Tb
46	2018	BRNA	Berlina Tbk.
47	2018	BTEK	Bumi Teknokultura Unggul Tbk
48	2018	BUKK	Bukaka Teknik Utama Tbk.
49	2018	BVIC	Bank Victoria International Tb
50	2018	BWPT	Eagle High Plantations Tbk.
51	2018	CARS	Industri dan Perdagangan Bintr
52	2018	CASS	Cardig Aero Services Tbk.
53	2018	CEKA	Wilmar Cahaya Indonesia Tbk.
54	2018	CENT	Centratama Telekomunikasi Indo
55	2018	CFIN	Clipan Finance Indonesia Tbk.
56	2018	CINT	Chitose Internasional Tbk.
57	2018	CITA	Cita Mineral Investindo Tbk.
58	2018	CLEO	Sariguna Primatirta Tbk.
59	2018	CMNP	Citra Marga Nusaphala Persada
60	2018	CPIN	Charoen Pokphand Indonesia Tbk
61	2018	CSAP	Catur Sentosa Adiprana Tbk.
62	2018	CTRA	Ciputra Development Tbk.
63	2018	DAYA	Duta Intidaya Tbk.
64	2018	DKFT	Central Omega Resources Tbk.
65	2018	DLTA	Delta Djakarta Tbk.
66	2018	DMAS	Puradelta Lestari Tbk.
67	2018	DNAR	Bank Dinar Indonesia Tbk.
68	2018	DPUM	Dua Putra Utama Makmur Tbk.
69	2018	DVLA	Darya-Varia Laboratoria Tbk.
70	2018	ECII	Electronic City Indonesia Tbk.
71	2018	FMII	Fortune Mate Indonesia Tbk
72	2018	GEMA	Gema Grahasarana Tbk.
73	2018	GGRM	Gudang Garam Tbk.
74	2018	GMTD	Gowa Makassar Tourism Developm
75	2018	GPRA	Perdana Gapuraprima Tbk.
76	2018	GWSA	Greenwood Sejahtera Tbk.
77	2018	GZCO	Gozco Plantations Tbk.
78	2018	HERO	Hero Supermarket Tbk.

79	2018	HOTL	Saraswati Griya Lestari Tbk.
80	2018	IBFN	Intan Baruprana Finance Tbk.
81	2018	ICBP	Indofood CBP Sukses Makmur Tbk
82	2018	ICON	Island Concepts Indonesia Tbk.
83	2018	IGAR	Champion Pacific Indonesia Tbk
84	2018	IMAS	Indomobil Sukses Internasional
85	2018	IMJS	Indomobil Multi Jasa Tbk.
86	2018	IMPC	Impack Pratama Industri Tbk.
87	2018	INAI	Indal Aluminium Industry Tbk.
88	2018	INCI	Intanwijaya Internasional Tbk
89	2018	INDF	Indofood Sukses Makmur Tbk.
90	2018	INDS	Indospring Tbk.
91	2018	INPC	Bank Artha Graha Internasional
92	2018	INTA	Intraco Penta Tbk.
93	2018	ISSP	Steel Pipe Industry of Indones
94	2018	JIHD	Jakarta International Hotels &
95	2018	JSPT	Jakarta Setiabudi Internasiona
96	2018	JTPE	Jasuindo Tiga Perkasa Tbk.
97	2018	KBLM	Kabelindo Murni Tbk.
98	2018	KBLV	First Media Tbk.
99	2018	KIJA	Kawasan Industri Jababeka Tbk.
100	2018	KLBF	Kalbe Farma Tbk.
101	2018	KREN	Kresna Graha Investama Tbk.
102	2018	LMPI	Langgeng Makmur Industri Tbk.
103	2018	LMSH	Lionmesh Prima Tbk.
104	2018	LPCK	Lippo Cikarang Tbk
105	2018	LPGI	Lippo General Insurance Tbk.
106	2018	LPIN	Multi Prima Sejahtera Tbk
107	2018	LPKR	Lippo Karawaci Tbk.
108	2018	LPLI	Star Pacific Tbk
109	2018	LPPF	Matahari Department Store Tbk.
110	2018	LPPS	Lippo Securities Tbk.
111	2018	LSIP	PP London Sumatra Indonesia Tb
112	2018	LTLS	Lautan Luas Tbk.
113	2018	MAIN	Malindo Feedmill Tbk.
114	2018	MAPB	MAP Boga Adiperkasa Tbk.
115	2018	MARI	Mahaka Radio Integra Tbk.
116	2018	MAYA	Bank Mayapada Internasional Tb
117	2018	MBTO	Martina Berto Tbk.
118	2018	MCAS	M Cash Integrasi Tbk.
119	2018	MDIA	Intermedia Capital Tbk.

120	2018	MDKI	Emdeki Utama Tbk.
121	2018	MDLN	Modernland Realty Tbk.
122	2018	META	Nusantara Infrastructure Tbk.
123	2018	MFIN	Mandala Multifinance Tbk.
124	2018	MFMI	Multifiling Mitra Indonesia Tb
125	2018	MIDI	Midi Utama Indonesia Tbk.
126	2018	MIKA	Mitra Keluarga Karyasehat Tbk.
127	2018	MLIA	Mulia Industrindo Tbk
128	2018	MLPT	Multipolar Technology Tbk.
129	2018	MMLP	Mega Manunggal Property Tbk.
130	2018	MPOW	Megapower Makmur Tbk.
131	2018	MYOR	Mayora Indah Tbk.
132	2018	NELY	Pelayaran Nelly Dwi Putri Tbk.
133	2018	NIRO	City Retail Developments Tbk.
134	2018	NISP	Bank OCBC NISP Tbk.
135	2018	OASA	Protech Mitra Perkasa Tbk.
136	2018	PALM	Provident Agro Tbk.
137	2018	PBSA	Paramita Bangun Sarana Tbk.
138	2018	PEGE	Panca Global Kapital Tbk.
139	2018	PNBN	Bank Pan Indonesia Tbk
140	2018	PNBS	Bank Panin Dubai Syariah Tbk.
141	2018	PNLF	Panin Financial Tbk.
142	2018	PPRO	PP Properti Tbk.
143	2018	PRAS	Prima Alloy Steel Universal Tb
144	2018	PRDA	Prodia Widyahusada Tbk.
145	2018	PTBA	Bukit Asam Tbk.
146	2018	PWON	Pakuwon Jati Tbk.
147	2018	PYFA	Pyridam Farma Tbk
148	2018	RDTX	Roda Vivatex Tbk
149	2018	RUIS	Radiant Utama Interinsco Tbk.
150	2018	SCCO	Supreme Cable Manufacturing &
151	2018	SDRA	Bank Woori Saudara Indonesia 1
152	2018	SHID	Hotel Sahid Jaya International
153	2018	SMBR	Semen Baturaja (Persero) Tbk.
154	2018	SMDM	Suryamas Dutamakmur Tbk.
155	2018	SMMT	Golden Eagle Energy Tbk.
156	2018	TBIG	Tower Bersama Infrastructure T
157	2018	TRST	Trias Sentosa Tbk.
158	2018	UNTR	United Tractors Tbk.
159	2018	WAPO	Wahana Pronatural Tbk.
160	2018	WEGE	Wijaya Karya Bangunan Gedung T

161	2018	WICO	Wicaksana Overseas Internation
162	2018	WIKA	Wijaya Karya (Persero) Tbk.



Lampiran 2

Data Perusahaan Sampel Akhir yang Diolah

		SPC	DELAY	LIKUID	SPELIALIS	TENUR	IND_DEW	KONSER	SIZE	LEV	PROFIT
2014	AALI	-0.322000	51	0.264226	0	5	0.33	3.23	30.55	0.3622	0.1413
2014	ACES	0.362631	72	0.222061	1	2	0.50	2.88	28.02	0.5607	0.1199
2014	ACST	-0.279895	89	0.074307	0	1	0.33	2.74	26.95	0.4141	0.0614
2014	ADHI	0.161405	51	4.279028	0	5	0.33	3.58	29.98	0.8325	0.0317
2014	ADMF	0.081111	74	0.015503	1	3	0.50	1.78	31.03	0.8652	0.0265
2014	AHAP	-0.540714	84	0.021361	0	1	0.50	0.97	26.62	0.6631	0.0607
2014	AKPI	0.972666	99	0.000792	1	5	0.40	0.54	28.43	0.5349	0.0067
2014	AKRA	0.108298	77	0.487395	1	5	0.33	2.70	30.33	0.5970	0.0497
2014	ALDO	0.042539	86	1.410038	0	2	0.33	2.54	26.60	0.5532	0.0561
2014	AMAG	0.447096	83	0.109925	0	3	0.33	0.75	28.13	0.3738	0.0847
2014	AMFG	-0.139157	84	0.050177	0	1	0.33	1.42	28.77	0.2113	0.1419
2014	AMRT	-0.114586	64	0.009160	1	5	0.50	6.42	30.27	0.7851	-0.0110
2014	APIC	-0.186264	82	3.796155	0	2	0.50	7.83	27.09	0.1242	0.0572
2014	APLI	0.015726	79	0.039107	1	3	0.33	0.54	26.33	0.1753	0.0403
2014	APLN	-0.233496	84	0.516501	0	3	0.33	0.81	30.80	0.6427	0.0415
2014	ARNA	-0.365776	49	0.133150	1	5	0.67	7.00	27.86	0.2755	0.2113
2014	ARTI	-0.110592	106	0.745846	0	3	0.50	0.16	28.20	0.4546	0.0169
2014	ASBI	0.132577	75	0.053595	0	3	0.33	1.20	26.81	0.6870	0.0224
2014	ASII	0.235348	57	0.199101	1	5	0.36	2.34	33.09	0.4568	0.0011
2014	ASSA	0.983452	86	0.002085	1	3	0.33	0.63	28.55	0.6660	0.0172
2014	BAPA	-0.681463	82	0.027198	0	2	0.33	0.33	25.89	0.4350	0.0397
2014	BATA	-0.391767	85	0.003256	0	5	0.40	3.35	27.38	0.4462	0.0916
2014	BBCA	-0.325656	47	0.136287	0	1	0.60	4.01	33.95	0.8554	0.0299
2014	BBKP	-0.618818	73	0.197849	1	5	0.50	0.99	32.00	0.9137	0.0092
2014	BBLD	-1.000576	68	0.002851	1	5	0.33	2.79	28.91	0.6920	0.0309
2014	BBNI	0.284628	22	0.333232	1	3	0.57	1.49	33.66	0.8189	0.0260
2014	BBTN	-0.062261	54	1.013655	1	5	0.50	1.03	32.60	0.9156	0.0079
2014	BDMN	0.141333	86	0.093096	1	3	0.50	1.30	32.91	0.8313	0.0137
2014	BEKS	0.101297	65	0.018812	0	1	0.50	1.34	29.83	0.9297	-0.0132
2014	BHIT	-0.066419	86	0.134539	0	3	0.33	0.50	31.49	0.5261	0.0008
2014	BIPP	-0.574154	68	0.023705	0	1	0.33	0.64	27.15	0.2669	0.0324
2014	BJBR	0.011690	63	0.389660	1	5	0.57	0.59	31.96	0.8424	0.0148
2014	BKDP	-0.774989	82	0.052756	0	6	0.50	1.20	27.44	0.2790	0.0072
2014	BKSL	-0.269472	78	1.265377	0	5	0.50	0.53	29.90	0.3694	0.0040
2014	BMAS	-0.406675	83	0.005346	1	2	0.67	1.99	29.21	0.8662	0.0051
2014	BMRI	-1.087690	33	0.571258	1	5	0.71	1.58	34.38	0.8152	0.0242

2014	BMTR	-0.292255	85	0.253962	0	3	0.33	1.27	30.86	0.3742	0.0472
2014	BNBA	0.612277	82	0.008572	0	1	0.67	0.60	29.27	0.8832	0.0101
2014	BNGA	-0.491183	79	0.005535	1	5	0.50	0.73	33.08	0.8780	0.0101
2014	BNLI	-0.263028	51	0.003448	0	1	0.50	1.04	32.85	0.9078	0.0086
2014	BPFI	-0.965158	65	0.000694	0	1	0.50	1.59	27.70	0.5924	0.0382
2014	BTON	0.214621	84	0.103393	0	6	0.50	3.53	25.88	0.8420	0.0459
2014	BTPN	-0.118422	62	0.008601	1	5	0.50	1.62	31.95	0.8117	0.0249
2014	BVIC	-0.982348	89	0.015231	1	1	0.75	0.29	30.69	0.8629	0.0050
2014	CASS	-0.587446	86	0.035618	0	1	0.40	5.34	27.71	0.5499	0.2485
2014	CENT	-0.156095	77	0.010739	1	3	0.33	2.15	27.56	0.2574	-0.0453
2014	CFIN	0.214424	37	0.038610	0	3	0.50	0.54	29.52	0.5096	0.0599
2014	CMNP	0.768870	161	0.059506	1	1	0.57	1.75	29.30	0.2971	0.0776
2014	CMPP	-0.810663	82	0.045544	0	3	0.50	0.80	25.69	0.7672	0.0349
2014	COWL	-0.663561	79	1.016841	0	1	0.33	2.26	28.93	0.6339	0.0448
2014	CPIN	0.026806	86	0.113823	1	6	0.33	5.66	30.67	0.4755	0.0842
2014	CSAP	-0.456136	79	0.304023	1	5	0.40	2.03	28.83	0.7525	0.0366
2014	DART	-0.147681	79	0.011466	1	5	0.33	0.66	29.26	0.3651	0.0798
2014	DILD	-0.405724	86	0.649834	0	4	0.33	1.51	29.83	0.5036	0.0481
2014	DNET	-0.188317	86	0.012643	1	3	0.33	1.71	29.66	0.0003	0.0456
2014	DSNG	-0.130456	43	0.318468	0	1	0.33	3.56	29.60	0.6804	0.0906
2014	DYAN	0.287329	83	0.084636	0	2	0.40	0.62	28.20	0.4577	-0.0070
2014	ECII	-0.220548	86	0.093214	0	2	0.40	0.82	28.33	0.1128	0.0646
2014	ELSA	-0.815457	44	1.067362	1	4	0.40	1.94	29.08	0.3916	0.1015
2014	EMDE	-0.528672	86	0.017243	0	1	0.33	0.76	27.80	0.4886	0.0382
2014	EXCL	-0.278646	36	0.131444	0	5	0.33	2.97	31.79	0.7803	-0.0126
2014	FAST	-0.400152	76	0.003472	1	5	0.33	3.51	28.40	0.4483	0.0721
2014	FASW	0.230024	69	0.012670	1	3	0.40	2.49	29.35	0.7053	0.0165
2014	GDST	-0.803711	76	0.025805	0	1	0.33	0.97	27.93	0.3574	-0.0103
2014	GGRM	-0.141217	83	0.122251	1	1	0.50	3.51	31.70	0.4293	0.0933
2014	GJTL	-0.655324	84	0.324976	0	3	0.50	0.83	30.41	0.6270	0.0183
2014	GLOB	0.003298	79	0.002560	1	3	0.33	1.96	28.25	0.6940	0.0497
2014	HDFA	-0.335082	68	0.029491	1	5	0.33	1.04	28.57	0.8785	0.0151
2014	HERO	0.286071	58	0.007904	1	5	0.33	1.83	29.75	0.3426	0.0077
2014	HOME	0.389586	77	0.258956	0	2	0.33	2.62	26.29	0.2038	0.0077
2014	ICBP	-0.394576	71	0.262875	1	5	0.43	5.08	30.85	0.3962	0.1016
2014	ICON	-0.828374	84	0.138813	0	3	0.50	3.19	26.35	0.4467	0.0181
2014	IGAR	-0.622961	40	0.035799	0	1	0.33	1.16	26.58	0.2471	0.1572
2014	IKAI	0.455094	85	0.057314	0	3	0.50	0.52	26.97	0.6555	-0.0511
2014	IMAS	-0.251669	82	0.018896	0	5	0.43	1.64	30.79	0.7134	-0.0028
2014	IMJS	0.234163	71	0.012730	1	2	0.33	1.67	29.91	0.8141	0.0129
2014	INAI	-0.129215	79	0.049479	0	1	0.50	0.76	27.52	0.8375	0.0245

2014	INDS	-0.586795	89	0.022775	0	3	0.33	0.57	28.46	0.1990	0.0561
2014	INPC	0.102240	77	0.014090	0	4	0.33	0.38	30.79	0.8841	0.0047
2014	INPP	-0.351959	49	0.001970	0	4	0.50	0.48	28.32	0.4554	0.0308
2014	INTA	-0.977682	85	0.300140	0	3	0.33	0.66	29.38	0.8416	-0.0133
2014	INTP	-0.358251	64	0.216996	0	5	0.43	3.71	30.99	0.1420	0.1832
2014	ISAT	-0.781062	82	0.034658	1	4	0.30	1.55	31.61	0.7334	-0.0353
2014	JAWA	-0.148943	86	0.029432	0	5	0.33	1.08	28.75	0.5704	0.0170
2014	JPFA	0.031029	56	0.146076	0	4	0.33	1.91	30.39	0.6637	0.0463
2014	JRPT	-0.152503	72	0.009928	0	6	0.40	4.47	29.53	0.5210	0.1851
2014	JSMR	0.258507	59	0.258502	0	3	0.33	4.20	31.09	0.6414	0.0100
2014	KAEF	-0.603314	51	0.189453	0	1	0.40	4.49	28.72	0.3898	0.0243
2014	KBLI	-0.454542	79	0.086793	0	3	0.40	0.59	27.92	0.2966	0.0150
2014	KBLM	0.390697	86	0.011390	0	2	0.33	0.60	27.20	0.5515	12.1839
2014	KBLV	-0.322000	82	0.021781	0	6	0.56	0.48	30.19	0.2757	-0.0013
2014	KDSI	0.187359	58	0.018698	0	6	0.50	0.37	27.58	0.5836	0.0969
2014	KIJA	0.311171	86	0.667608	0	5	0.50	1.28	29.77	0.4519	0.2496
2014	KLBF	0.636448	71	0.261575	1	5	0.33	8.74	30.15	0.2099	0.0021
2014	KONI	0.929960	79	0.005021	1	5	0.50	0.95	25.50	0.7774	3.5484
2014	KREN	-0.774013	89	0.682718	0	2	0.50	2.60	27.86	0.4612	-0.0562
2014	LAPD	0.070807	92	0.330116	0	3	0.50	0.31	27.57	0.3222	0.0181
2014	LMPI	-0.098262	68	0.164121	0	6	0.50	0.44	27.42	0.5066	0.0111
2014	LMSH	-0.352018	70	0.117396	0	6	0.33	0.53	25.66	0.1713	6.0465
2014	LPGI	-0.319825	86	0.007214	0	4	0.33	0.54	28.41	0.3946	-0.0041
2014	LPPS	-0.377304	86	0.072956	0	6	0.67	0.48	27.80	0.0046	0.0017
2014	LSIP	0.128130	37	1.078514	1	5	0.38	1.79	29.79	0.1660	0.0235
2014	LTLS	-0.158325	79	0.619149	1	2	0.50	0.90	29.17	0.6664	-0.0180
2014	MAPI	-0.025825	84	2.991826	0	1	0.40	3.23	29.79	0.6996	0.0501
2014	MAYA	0.008919	83	0.013862	0	1	0.40	2.27	31.22	0.9212	0.0001
2014	MBTO	0.104735	84	0.072078	0	4	0.33	0.47	27.15	0.2674	0.0854
2014	MCOR	-0.298265	83	0.021683	1	3	0.67	0.98	29.91	0.8751	0.0362
2014	MDLN	-0.794431	79	0.490845	0	5	0.33	1.22	29.98	0.4897	0.0039
2014	MDRN	0.586748	89	0.046460	1	5	0.33	2.29	28.50	0.4344	0.2516
2014	MEGA	0.075670	71	0.001000	1	3	0.50	1.98	31.83	0.8956	0.0077
2014	MFIN	-0.636400	28	0.028127	0	3	0.50	0.93	29.20	0.7084	0.0029
2014	MFMI	0.173553	54	0.012098	0	5	0.33	1.72	25.80	0.0699	0.0241
2014	MICE	-0.359231	75	0.110371	0	2	0.33	0.40	27.22	0.1998	0.2093
2014	MIDI	0.288103	61	0.012002	1	2	0.50	2.72	28.58	0.7599	-0.0171
2014	MLPL	-0.717560	75	0.568033	0	6	0.33	0.82	30.76	0.5484	0.0030
2014	MNCN	-0.020846	84	0.170318	0	2	0.40	3.86	30.24	0.3098	0.0377
2014	MPMX	-0.629206	276	0.085068	0	3	0.33	0.67	30.27	0.6229	0.0397
2014	MPPA	0.167904	61	1.799563	0	6	0.33	5.76	29.39	0.5112	0.0012

2014	MRAT	0.248227	85	0.073214	0	6	0.33	0.39	26.94	0.2302	0.2324
2014	MTDL	-0.918416	85	0.225342	0	3	0.33	1.18	28.64	0.5740	-0.5737
2014	MTLA	-0.481906	84	0.024874	0	3	0.33	1.66	28.81	0.3733	-0.0003
2014	MYRX	0.091253	107	4.671551	1	2	0.50	2.03	29.32	0.1021	-0.0290
2014	NISP	0.202511	41	0.009871	1	5	0.50	1.04	32.27	0.8554	0.0002
2014	NOBU	-0.367638	86	0.311014	0	2	0.67	2.77	29.38	0.7972	0.0482
2014	PADI	0.585345	79	2.623287	0	4	0.50	4.04	27.03	0.1814	0.3050
2014	PALM	-0.659675	79	0.005529	0	3	0.57	2.03	29.07	0.6021	0.0142
2014	PANR	-0.254550	85	1.073339	0	4	0.33	1.30	28.14	0.7324	0.2198
2014	PANS	-0.543239	36	0.032242	0	5	0.33	2.73	28.23	0.2811	0.0071
2014	PICO	0.065952	82	0.007232	0	2	0.33	0.39	27.16	0.6312	0.0255
2014	PJAA	-0.224791	79	0.004612	0	6	0.50	1.76	28.70	0.4434	0.0805
2014	PNBN	-0.112912	37	0.046196	0	3	0.40	1.20	32.78	0.8654	0.0150
2014	PNLF	0.272000	76	0.250661	0	2	0.33	0.65	30.61	0.2493	0.0720
2014	PRAS	-0.358015	84	0.353361	0	2	0.33	0.21	27.88	0.4670	0.0088
2014	PSDN	0.693682	77	0.006202	1	5	0.33	0.54	27.15	0.3903	0.0451
2014	PSKT	-0.080789	86	0.554200	0	2	0.50	4.77	27.04	0.5755	-0.0721
2014	PTTP	0.656023	51	0.876091	0	5	0.40	7.24	30.31	0.8364	0.0366
2014	PWON	0.278732	79	0.320816	0	3	0.67	2.99	30.45	0.5061	0.0002
2014	PYFA	0.290351	75	0.249700	0	5	0.33	0.75	25.88	0.4410	0.0116
2014	RALS	0.413156	75	0.208024	1	5	0.50	1.67	29.15	0.2624	0.0782
2014	SAME	-0.322000	79	2.656508	0	2	0.33	1.86	28.40	0.1625	0.2477
2014	SDPC	-0.467312	57	0.041426	0	4	0.60	0.53	27.00	0.7702	0.0132
2014	SIDO	-1.378472	70	0.232368	0	1	0.33	3.47	28.67	0.0662	0.1472
2014	SMBR	-0.785938	44	0.246930	0	2	0.60	1.38	28.70	0.0715	0.1122
2014	SMDM	0.524253	76	0.011292	0	4	0.33	0.27	28.78	0.3006	0.0139
2014	TSPC	-0.855669	78	0.041552	0	5	0.75	3.12	29.35	0.2611	0.1045
2014	UNTR	0.421736	51	0.238192	1	5	0.43	1.68	31.73	0.3602	0.0801
2014	VICO	-0.434151	90	0.006408	0	2	0.50	1.03	27.74	0.0875	0.0607
2014	VOKS	0.037112	105	0.128945	0	2	0.40	1.28	28.07	0.6680	-0.0547
2014	VRNA	-0.106009	36	0.010376	0	3	0.33	0.28	28.40	0.8687	0.0112
2014	WAPO	-0.917205	71	0.272272	0	4	0.50	2.18	25.41	0.8600	0.0019
2014	WSKT	-0.027927	58	1.609484	0	1	0.33	5.02	30.16	0.7729	0.0408
2015	ADHI	-0.383792	53	1.804558	1	1	0.33	1.48	30.45	0.6920	0.0277
2015	AGRS	-0.182358	76	0.026158	0	2	0.67	0.78	29.07	0.8655	0.0009
2015	AHAP	-0.051420	86	0.001517	0	2	0.33	0.99	26.87	0.6031	0.0174
2015	AKRA	0.257725	68	8.204711	0	1	0.33	3.89	30.35	0.5208	0.0714
2015	ALDO	0.197475	78	0.015364	0	3	0.33	2.37	26.63	0.5330	0.0656
2015	ALMI	-0.076482	88	0.026638	0	1	0.50	0.22	28.41	0.7418	-0.0224
2015	AMAG	-1.246639	111	1.243640	0	4	0.50	1.26	28.60	0.4260	0.0737
2015	AMRT	-0.488598	71	1.810962	1	1	0.33	4.97	30.35	0.6808	0.0306

2015	ANTM	-0.690417	60	0.295480	1	1	0.33	0.41	31.04	0.3966	0.0301
2015	APIC	-1.455492	83	2.623992	0	1	0.50	3.58	27.21	0.1733	0.0419
2015	APLI	0.638963	88	0.053844	1	1	0.33	0.44	26.46	0.2821	0.0032
2015	ARTA	0.563633	77	0.004326	0	3	0.33	0.56	26.61	0.1660	-0.0019
2015	ARTI	-0.732659	148	0.465204	0	4	0.50	0.72	28.59	0.2917	0.0065
2015	ASDM	0.112247	87	0.005015	1	1	0.33	0.89	28.01	0.8314	0.0302
2015	ASGR	0.040690	50	0.042994	0	1	0.50	2.29	28.22	0.4144	0.0083
2015	ASII	0.244647	56	0.189102	1	1	0.36	1.92	33.13	0.4845	0.0011
2015	ASJT	-0.127890	81	0.350799	0	4	0.67	0.57	26.69	0.5739	0.0457
2015	BACA	-0.910693	82	0.191897	0	2	0.50	1.23	30.13	0.9134	0.0075
2015	BAPA	0.423800	60	0.009758	0	3	0.33	0.33	25.89	0.4257	0.0057
2015	BATA	0.040983	88	0.002546	0	1	0.40	2.14	27.40	0.3119	0.1635
2015	BBCA	0.021957	47	0.142754	0	2	0.40	6.71	33.95	0.9125	0.0326
2015	BBKP	-0.159676	74	0.136914	1	1	0.60	0.84	32.18	0.9202	0.0102
2015	BBTN	0.501092	29	0.702982	1	1	0.57	0.98	32.78	0.9193	0.0108
2015	BDMN	0.682609	61	0.065457	1	1	0.50	0.89	32.87	0.8181	0.0131
2015	BEST	0.112029	84	0.653749	0	1	0.40	0.93	29.16	0.3431	0.0458
2015	BHIT	-0.424880	91	0.089134	1	4	0.33	0.30	31.61	0.5716	0.0084
2015	BINA	-0.123896	77	0.003437	1	1	0.67	1.89	28.36	0.8465	0.0081
2015	BIPP	-0.223510	81	0.012258	0	1	0.33	0.38	27.91	0.1868	0.0944
2015	BIRD	-0.183626	87	0.026345	0	1	0.38	4.10	29.60	0.3949	0.1159
2015	BJBR	0.020595	57	0.361695	1	1	0.75	0.57	32.12	0.8576	0.0156
2015	BLTZ	-1.056435	90	0.001420	0	1	0.50	3.15	27.41	0.3961	-0.0452
2015	BMAS	0.058213	88	0.000440	1	1	0.67	1.80	29.31	0.8413	0.0075
2015	BMRI	-0.061616	28	0.500967	1	1	0.38	1.23	34.44	0.8090	0.0232
2015	BMSR	-0.489590	84	0.000204	0	2	0.50	1.73	27.00	0.6838	-0.0302
2015	BMTR	-0.539146	90	0.205223	0	4	0.60	1.01	30.91	0.4215	0.0095
2015	BNBA	0.221587	83	0.010709	0	2	0.67	0.35	29.51	0.8121	0.0087
2015	BNGA	-0.043625	55	0.004573	0	1	0.50	0.52	33.11	0.8799	0.0018
2015	BPFI	-0.174957	77	0.009241	0	1	0.33	1.64	27.61	0.4915	0.0077
2015	BPII	-1.192838	81	0.000747	0	1	0.33	4.71	27.03	0.3357	0.1068
2015	BRNA	-0.827588	90	0.076506	0	2	0.33	0.67	28.23	0.5453	0.2417
2015	BTPN	-0.413108	60	0.002434	0	1	0.50	0.82	32.03	0.7904	0.0216
2015	BUVA	-0.918526	82	0.041692	1	1	0.40	1.31	28.57	0.4523	-0.0160
2015	BVIC	0.071105	89	0.004020	0	1	0.50	0.23	30.78	0.8616	0.0041
2015	BWPT	-0.586203	89	0.593096	1	1	0.40	0.65	30.50	0.6212	-0.0103
2015	CASS	0.084342	60	0.017259	0	1	0.40	4.22	27.88	0.5636	0.2294
2015	CEKA	-0.079301	76	0.005058	1	1	0.33	0.63	28.03	0.5693	0.0720
2015	CENT	0.638123	83	0.001358	1	1	0.50	1.21	27.89	0.1666	-0.0410
2015	CMPP	0.159594	91	0.015485	0	4	0.50	0.80	25.89	0.8359	-0.0114
2015	CPIN	-0.349918	89	0.105047	1	1	0.33	3.33	30.85	0.4868	0.0743

2015	CSAP	0.095271	80	0.922565	1	1	0.40	1.35	28.89	0.7577	0.0122
2015	CTRA	0.058182	84	0.216639	0	1	0.33	1.72	30.90	0.5030	0.0663
2015	DNAR	-0.137835	36	0.000352	0	2	0.67	0.58	28.36	0.7914	0.0068
2015	DPNS	-0.204016	90	0.006904	0	1	0.33	0.53	26.34	0.1209	0.0364
2015	DSNG	0.490829	68	0.200321	0	2	0.33	2.54	29.69	0.6808	0.0385
2015	DVLA	-0.130348	68	0.001178	1	1	0.43	1.50	27.95	0.2926	0.0778
2015	DYAN	-0.738190	84	0.207133	0	1	0.40	0.34	28.13	0.5050	-0.0726
2015	ECII	0.516140	90	0.016549	0	3	0.67	0.65	28.27	0.0742	0.0174
2015	EMDE	-0.356820	88	0.011097	0	2	0.40	0.73	27.81	0.4482	0.0510
2015	FAST	-1.052812	82	0.105033	1	1	0.33	2.06	28.47	0.5175	0.0454
2015	FASW	0.336554	88	0.015975	1	4	0.40	1.05	29.58	0.6504	-0.0442
2015	FORU	-0.845682	88	0.011952	0	1	0.33	2.43	26.37	0.5273	0.0071
2015	FREN	0.041098	89	0.004766	0	5	0.60	0.77	30.66	0.6693	-0.0643
2015	GDST	0.204170	81	0.040439	0	1	0.33	0.60	27.80	0.3206	-0.0465
2015	GEMA	0.566852	82	0.266513	0	2	0.33	0.56	26.83	0.5799	0.0558
2015	GGRM	0.039660	78	0.133521	1	2	0.50	2.78	31.78	0.4015	0.1016
2015	GJTL	-0.184033	88	0.291019	0	4	0.50	0.34	30.49	0.6919	-0.0119
2015	GMTD	-1.032395	50	0.004541	1	1	0.33	1.37	27.87	0.5649	0.0926
2015	GOLD	-0.829959	75	0.002262	0	1	0.33	1.12	25.26	0.1792	-0.0430
2015	GPRA	-0.327562	88	0.006795	0	1	0.33	0.90	28.08	0.3983	0.0464
2015	HDFA	0.319510	57	0.000017	1	1	0.33	0.85	28.76	0.8390	0.0129
2015	HERO	0.128105	57	0.003995	1	1	0.33	0.64	29.69	0.0332	-0.0105
2015	HOME	0.211964	83	0.926018	0	3	0.33	2.72	26.28	0.1940	0.0009
2015	ICBP	-1.087919	82	0.205114	1	1	0.50	4.79	30.91	0.3830	0.1101
2015	IKAI	0.568637	89	0.016540	0	1	0.50	1.31	26.69	0.8230	-0.2792
2015	IMAS	-0.142048	84	0.004289	0	1	0.43	0.98	30.84	0.7306	-0.0009
2015	IMPC	-0.968752	87	1.006188	0	1	0.50	4.08	28.15	0.3452	0.0775
2015	INAF	-0.783175	56	0.309991	0	2	0.33	0.88	28.06	0.6136	0.0046
2015	INCI	0.016814	71	0.088949	0	1	0.33	0.39	25.86	0.0914	0.1000
2015	INDF	-0.185872	83	0.260053	1	1	0.38	1.05	32.15	0.5304	0.0404
2015	INPC	0.259777	81	0.018384	0	5	0.50	0.30	30.85	0.8899	0.0028
2015	INPP	-0.643053	78	0.000111	0	5	0.50	1.01	29.22	0.1936	0.0229
2015	INTA	-0.543176	109	0.099823	0	4	0.33	0.84	29.39	0.8802	-0.0543
2015	INTP	0.306616	70	0.176262	1	1	0.43	3.44	30.95	0.1365	0.1577
2015	ISAT	-0.116020	81	0.024119	0	1	0.30	2.25	31.65	0.7605	-0.0210
2015	ISSP	-0.345908	110	0.489506	0	2	0.40	0.53	29.33	0.5313	0.0292
2015	JIHD	0.691392	84	0.001753	0	5	0.50	0.29	29.50	0.2820	0.0141
2015	JKON	0.398914	84	0.003822	1	1	0.40	7.05	28.97	0.4898	0.0621
2015	JPFA	-0.513008	53	0.123332	0	5	0.50	1.11	30.47	0.6440	0.0305
2015	JRPT	0.779316	57	0.017698	1	1	0.40	2.47	29.66	0.4536	0.1148
2015	JTPE	-0.931500	90	0.090650	0	1	0.50	1.13	27.51	0.6045	0.0733

2015	KAFF	-0.561023	54	0.126057	0	2	0.40	2.35	28.87	0.4013	0.0774
2015	KBLM	-0.007297	88	0.004359	0	3	0.33	0.50	27.21	0.5470	0.0199
2015	KDSI	0.400424	88	0.018574	0	1	0.40	0.20	27.79	0.6781	0.0094
2015	KIJA	-0.728865	88	0.567572	0	6	0.40	1.03	29.91	0.4890	0.0340
2015	KLBF	0.372812	71	0.223230	1	1	0.33	5.66	30.25	0.2014	0.1503
2015	KPIG	-0.959451	71	0.177148	0	1	0.40	1.09	30.04	0.2024	0.0216
2015	KREN	-1.173610	112	3.767902	0	1	0.50	1.16	29.56	0.0245	0.0082
2015	LINK	0.064495	76	0.320311	0	1	0.40	3.32	29.12	0.1737	0.1441
2015	LMAS	0.077805	90	0.011156	0	3	0.50	0.20	27.04	0.6418	0.0326
2015	LMSH	-0.057222	83	0.004288	0	1	0.33	0.49	25.62	0.1595	0.0075
2015	LPCK	-0.045953	88	0.273103	1	1	0.33	1.39	29.33	0.3366	0.1671
2015	LPGI	-0.295738	87	0.014317	0	1	0.50	0.62	28.43	0.4276	0.0348
2015	LPIN	0.292305	151	0.069459	0	1	0.50	0.98	26.50	0.6405	-0.0556
2015	LPKR	-0.073708	57	0.741725	1	1	0.75	1.26	31.35	0.5423	0.0248
2015	LPLI	0.613468	78	0.059755	0	1	0.33	0.10	28.52	0.1406	-0.1257
2015	LRNA	-0.146718	95	0.239331	0	1	0.33	0.13	26.71	0.1626	-0.0042
2015	LSIP	-0.114480	40	0.785119	1	1	0.33	1.23	29.81	0.1707	0.0704
2015	MAIN	-0.404991	84	0.117364	0	1	0.60	2.20	29.01	0.6092	-0.0192
2015	MAMI	-0.769566	88	0.164066	0	2	0.75	0.44	27.40	0.2489	0.0025
2015	MBTO	0.282923	87	0.021284	0	5	0.33	0.34	27.20	0.3309	-0.0216
2015	MCOR	-0.238743	55	0.085769	1	1	0.67	1.37	29.94	0.8599	0.0067
2015	MDRN	0.695892	138	0.189288	1	1	0.33	0.53	28.54	0.4842	-0.0253
2015	MEGA	-0.068468	78	0.000610	1	1	0.50	1.96	31.85	0.8312	0.0154
2015	META	0.731316	83	1.262651	0	4	0.67	0.43	29.21	0.4619	0.0436
2015	MFIN	0.028083	83	0.040851	0	1	0.50	0.72	29.16	0.6530	0.0537
2015	MFMI	0.106442	33	0.001471	0	1	0.33	0.87	25.94	0.1206	0.0866
2015	MGNA	-0.811185	49	0.026954	0	2	0.50	0.38	26.85	0.6954	0.0054
2015	MICE	-0.671150	84	0.136944	0	3	0.33	0.38	27.36	0.2332	0.0341
2015	MIDI	-0.580285	70	0.013560	1	1	0.50	3.06	28.80	0.7724	0.0433
2015	MLIA	-0.356502	84	0.021313	1	4	0.40	0.61	29.59	0.8435	-0.0218
2015	MLPT	0.088459	60	0.160304	0	1	0.33	3.02	28.15	0.5815	0.0578
2015	MNCN	0.224092	85	0.172374	0	3	0.40	2.77	30.30	0.3391	0.0882
2015	MPMX	-0.098227	70	0.124145	0	4	0.33	0.41	30.30	0.6312	0.0213
2015	MPPA	-0.338209	76	0.670340	0	1	0.43	3.90	29.43	0.5833	0.0368
2015	MSKY	-0.350084	89	0.064516	0	4	0.33	1.36	29.51	0.7886	-0.1154
2015	MTDL	-0.415567	88	0.113785	0	4	0.33	0.97	28.88	0.5570	0.0935
2015	MTLA	0.463996	83	0.040236	0	4	0.33	0.74	28.92	0.2832	0.0660
2015	MYOR	-0.346185	82	0.308515	0	5	0.40	5.25	30.06	0.5420	0.1116
2015	NELY	0.128526	83	0.001667	0	1	0.33	0.90	26.77	0.1447	0.0568
2015	NIRO	0.208463	91	0.851820	0	4	0.33	0.88	28.77	0.1256	-0.0131
2015	NISP	-0.514631	112	0.005455	0	1	0.50	0.88	32.42	0.8638	0.0125

2015	NRCA	-0.154334	112	0.405427	1	1	0.50	1.44	28.32	0.4554	0.0091
2015	PADI	-0.382216	50	0.668991	0	5	0.50	4.69	26.97	0.1315	0.0060
2015	PALM	-0.184809	62	0.003081	0	4	0.50	1.79	29.18	0.6408	-0.0117
2015	PDES	0.623450	88	0.001548	0	5	0.33	0.68	26.67	0.5615	0.0182
2015	PEGE	-1.297389	50	0.001993	0	4	0.67	0.70	26.37	0.2662	0.0819
2015	PGLI	-1.209950	90	0.113881	0	1	0.33	0.59	24.90	0.1211	0.0072
2015	PICO	0.366410	84	0.001522	0	1	0.33	4.21	27.13	0.5921	0.0281
2015	PLIN	-0.851496	57	0.000362	0	4	0.50	5.90	29.17	0.4848	0.0599
2015	PNBN	-0.812101	50	0.021946	0	4	0.33	3.11	32.84	0.1179	0.0003
2015	PNIN	-0.175397	90	0.017263	0	1	0.50	0.12	30.77	0.2310	0.0549
2015	PNLF	-0.012357	68	0.192183	0	1	0.33	0.38	30.62	0.2121	0.0527
2015	PSDN	-0.075402	89	0.000317	1	1	0.33	0.54	27.15	0.4772	-0.0677
2015	PTBA	-0.414905	60	1.861684	1	1	0.33	1.12	30.46	0.4503	0.1206
2015	PTTP	0.429081	60	0.527902	0	6	0.33	3.65	30.58	0.7313	0.0441
2015	PWON	0.353549	84	0.538076	0	4	0.67	2.53	30.56	0.4965	0.0001
2015	RALS	-0.049643	77	0.247934	1	1	0.50	1.37	29.15	0.2713	0.0734
2015	RBMS	0.077247	77	0.614957	0	1	0.33	0.12	25.98	0.0944	-0.0157
2015	RELI	0.117920	88	0.001051	0	1	0.50	0.95	27.74	0.3151	0.0282
2015	RODA	-0.452819	78	0.000522	0	2	0.33	3.22	28.80	0.2241	0.1482
2015	RUIS	0.540161	81	0.136305	0	1	0.33	0.49	27.72	0.6900	0.0376
2015	SAME	-1.209950	81	1.306893	0	1	0.33	4.22	27.82	0.3840	0.0470
2015	SCCO	0.702775	78	0.003208	0	3	0.33	0.83	28.20	0.4798	0.0899
2015	SHID	-0.490649	74	0.110045	0	4	0.50	0.65	28.00	0.3528	0.0002
2015	SIDO	-0.408632	83	0.102108	0	1	0.33	3.18	28.66	0.0707	0.1565
2015	SILO	0.205806	84	0.791528	0	1	0.43	6.51	28.73	0.4174	0.0207
2015	SIMA	0.509732	349	5.991190	0	1	0.50	2.58	24.41	0.2974	-0.0370
2015	SMBR	-0.487448	46	0.186284	0	3	0.60	0.97	28.82	0.0977	0.1084
2015	SMDM	0.359564	77	0.007689	0	5	0.33	0.18	28.78	0.2227	0.0238
2015	TRST	0.631248	74	0.005206	1	1	0.50	0.44	28.84	0.4171	0.0075
2015	UNTR	-0.358484	51	0.202891	1	1	0.33	1.61	31.75	0.3640	0.0452
2015	VICO	-0.476516	91	0.000377	0	3	0.33	0.64	27.88	0.0446	0.0482
2015	VOKS	-0.016439	98	0.010734	0	3	0.40	2.86	28.06	0.6683	0.0016
2015	VRNA	-0.768336	49	0.136453	0	4	0.33	0.31	28.06	0.8499	0.0026
2015	WICO	-0.174244	84	0.175183	1	1	0.33	0.50	26.11	0.4117	0.0138
2015	WSKT	-0.099091	36	0.593375	0	2	0.33	2.34	31.04	0.6798	0.0346
2015	WTON	-0.541097	53	0.543727	0	2	0.33	3.18	29.13	0.4921	0.0386
2016	AALI	0.748461	51	0.300079	0	2	0.40	1.84	30.82	0.2738	0.0900
2016	ABBA	0.408704	82	0.015113	0	3	0.33	0.86	26.78	0.6275	-0.0281
2016	ADHI	-0.816593	45	1.587325	1	1	0.33	1.36	30.63	0.7292	0.0202
2016	ADMF	-0.870917	39	0.027546	1	2	0.33	1.36	30.95	0.8201	0.0365
2016	AGRS	0.348227	77	0.456860	0	3	0.67	0.83	29.03	0.8590	0.0008

2016	AHAP	-0.048723	81	0.162428	0	3	0.50	0.85	26.82	0.5662	0.0185
2016	AKKU	0.390734	83	0.007415	0	1	0.33	1.94	27.01	0.5407	0.0391
2016	AKPI	0.594092	82	0.000307	1	2	0.33	0.55	28.59	0.5718	0.0199
2016	AKRA	0.073782	63	0.355864	1	2	0.33	2.97	30.39	0.4900	0.0661
2016	ALKA	-0.664065	87	0.000378	0	3	0.33	2.33	25.64	0.5527	-0.0072
2016	AMAG	-0.361351	83	0.031392	0	1	0.50	1.06	28.87	0.4867	0.0379
2016	AMFG	-0.196941	89	0.005195	0	3	0.33	0.81	29.34	0.3462	0.0472
2016	AMRT	0.354564	47	0.006107	1	2	0.33	4.90	30.60	0.7281	0.0285
2016	APIC	-1.129965	84	0.093204	0	1	0.50	3.28	28.26	0.1814	0.0376
2016	APLI	0.391123	74	0.072079	1	2	0.50	0.68	26.47	0.2161	0.0413
2016	APLN	0.483530	117	0.182016	0	1	0.50	0.43	30.88	0.6122	0.0366
2016	ARNA	-0.248509	68	0.116967	1	2	0.33	4.03	28.06	0.3856	0.0590
2016	ASGR	-0.246421	51	0.020768	0	2	0.50	2.20	28.18	0.3233	0.0052
2016	ASII	-0.001388	59	0.219181	1	2	0.33	2.39	33.20	0.4657	0.0010
2016	ASJT	-0.880575	87	0.085339	0	1	0.67	0.61	26.78	0.5702	0.0555
2016	BAPA	0.147050	80	0.014110	0	4	0.33	0.31	25.91	0.4019	0.0100
2016	BATA	-0.024721	90	0.001254	0	2	0.50	1.84	27.41	0.3077	0.0522
2016	BBCA	-0.556069	45	0.189282	0	3	0.40	3.36	34.15	0.8334	0.0305
2016	BBHI	0.142505	80	0.000693	0	1	0.50	0.63	28.35	0.8145	0.0034
2016	BBKP	0.726138	89	0.144462	1	2	0.43	0.01	34.59	0.0910	0.0010
2016	BDMN	-0.756699	55	0.057810	1	2	0.50	0.95	32.79	0.7883	0.0160
2016	BEKS	-1.318441	77	1.441435	0	3	0.50	2.29	29.42	0.7352	-0.0679
2016	BHIT	-0.164698	101	0.197961	0	1	0.40	0.27	31.64	0.5630	0.0147
2016	BINA	-0.244343	80	0.001275	1	2	0.67	1.36	28.49	0.7954	0.0077
2016	BIRD	0.807968	87	0.091942	0	2	0.60	1.61	29.62	0.3613	0.0699
2016	BISI	-0.501937	89	0.065744	1	2	0.33	2.76	28.51	0.1460	0.1391
2016	BJTM	-0.156679	7	0.530851	0	2	0.40	1.17	31.39	0.8325	0.0239
2016	BMAS	-0.075347	74	0.000686	1	2	0.67	1.66	29.33	0.7972	0.0124
2016	BMRI	0.042636	59	0.493019	1	2	0.63	1.25	34.58	0.7938	0.0141
2016	BMSR	-0.109472	87	0.004132	0	3	0.50	1.13	26.93	0.7013	-0.0361
2016	BMTR	-0.619589	98	0.369146	0	1	0.60	0.63	30.83	0.4350	0.0320
2016	BNBA	-0.476991	79	0.009969	0	1	0.67	0.35	29.59	0.8179	0.0111
2016	BOLT	-1.107806	45	0.651811	0	2	0.33	0.34	27.57	0.1320	0.1156
2016	BPFI	-0.355873	37	0.000058	0	2	0.33	1.35	27.67	0.5145	0.0327
2016	BRNA	-0.189816	87	0.041991	0	3	0.50	1.05	28.37	0.5077	0.0062
2016	BTON	-0.512307	83	0.116426	0	2	0.50	0.63	25.90	0.1904	-0.0310
2016	BUDI	-0.664606	80	0.174896	0	1	0.33	0.34	28.71	0.6026	0.0133
2016	BUKK	-0.050656	77	0.002069	0	2	0.50	1.65	28.32	0.3971	0.0326
2016	BWPT	-0.873336	84	0.638296	0	1	0.50	1.38	30.42	0.6149	-0.0112
2016	CASS	0.561759	62	0.004558	0	2	0.40	2.48	28.13	0.5174	0.1799
2016	CENT	-0.558274	87	0.003221	1	2	0.50	1.19	27.90	0.2110	-0.0228

2016	CFIN	0.140208	48	0.027497	0	1	0.50	0.25	29.54	0.4367	0.0305
2016	CINT	0.129938	87	0.992500	0	2	0.50	0.97	26.71	0.1826	0.0516
2016	CMNP	-0.129913	89	0.006177	0	2	0.33	1.05	29.70	0.4100	0.0641
2016	CMPP	0.464232	87	0.053760	0	1	0.50	0.74	25.90	0.8123	-0.1188
2016	CPIN	0.176853	89	0.095070	1	2	0.50	3.58	30.82	0.4151	0.0919
2016	CTRA	-0.565428	89	0.283354	0	2	0.33	1.44	31.00	0.5082	0.0403
2016	DART	0.313685	87	0.002202	0	2	0.33	0.31	29.43	0.4027	-0.0040
2016	DGIK	-0.025075	112	0.985455	0	1	0.40	0.40	28.07	0.5121	-0.0251
2016	DILD	0.011032	87	0.574422	0	1	0.33	1.03	30.10	0.5729	0.0252
2016	DKFT	-1.469316	77	1.736645	0	1	0.33	1.55	28.26	0.3529	-0.0464
2016	DNAR	-0.484310	31	0.002158	0	3	0.67	1.20	28.47	0.8070	0.0057
2016	DNET	0.098196	87	0.001530	1	1	0.43	1.90	29.75	0.0127	0.0478
2016	DPNS	-0.340477	80	0.011820	0	2	0.33	0.50	26.41	0.1110	0.0338
2016	DPUM	-0.129293	103	0.091566	1	1	0.33	2.12	28.15	0.2337	0.0539
2016	DSNG	-0.890697	55	0.032136	0	3	0.38	2.16	29.73	0.6695	0.0308
2016	DVLA	-0.954125	69	0.003230	1	2	0.50	1.82	28.06	0.2950	0.0993
2016	GJTL	-0.825668	84	0.801162	0	1	0.33	0.64	30.56	0.6872	0.0243
2016	GPRA	-0.225366	87	1.529369	1	2	0.33	0.78	28.08	0.3563	0.0300
2016	GWSA	-0.266086	90	0.013479	0	1	0.33	0.16	29.57	0.0687	0.0302
2016	GZCO	0.286654	87	0.352383	0	3	0.50	0.39	28.90	0.6773	-0.0474
2016	HDFA	-1.109968	91	0.000172	1	2	0.33	1.14	28.91	0.8576	0.0071
2016	HERO	-0.361258	61	0.001279	0	2	0.33	0.97	29.64	0.2710	0.0162
2016	HOME	-0.475288	76	0.011318	0	4	0.33	2.64	26.31	0.2255	0.0009
2016	HOTL	0.183472	152	0.821234	0	2	0.50	1.22	27.69	0.6531	-0.0131
2016	ICBP	0.047491	80	0.105319	1	2	0.50	5.41	30.99	0.3599	0.1256
2016	IMPC	-0.593550	84	0.079689	0	2	0.33	4.04	28.45	0.4615	0.0553
2016	INAI	-0.690972	83	0.077741	0	2	0.50	0.79	27.92	0.8073	0.0269
2016	INCI	-0.141432	84	0.053918	0	2	0.33	0.23	26.32	0.0985	0.0334
2016	INDF	-0.435370	80	0.274442	1	2	0.38	1.58	32.04	0.4653	0.0002
2016	INDS	-0.739350	84	0.300581	0	1	0.33	0.25	28.58	0.1588	-0.0070
2016	INDX	-0.031079	68	0.296859	0	6	0.50	0.24	25.81	0.0084	-8.4851
2016	INPC	-0.062408	83	0.114042	0	1	0.60	0.26	30.90	0.8313	0.0028
2016	INTA	0.133463	70	0.060845	0	1	0.33	1.52	29.28	0.9039	-0.0472
2016	ISAT	-0.292305	74	0.021491	1	2	0.30	2.47	31.56	0.7211	0.0345
2016	ISSP	0.631163	119	0.477965	0	3	0.40	0.57	29.43	0.5622	0.0170
2016	JAWA	0.429406	84	0.011075	0	1	0.33	0.46	28.82	0.6809	0.0401
2016	JIHD	0.485749	87	0.002752	0	1	0.50	0.25	29.52	0.3059	0.0478
2016	JPFA	-0.345020	58	0.172659	0	1	0.40	1.77	30.59	0.5131	-0.0010
2016	JRPT	0.690112	89	0.015770	1	2	0.40	2.45	29.77	0.4217	0.2125
2016	JSMR	0.057946	31	0.262502	1	2	0.33	1.92	31.61	0.6946	0.0032
2016	KBLI	-0.873402	81	0.389298	0	1	0.40	0.84	28.26	0.2939	0.0112

2016	KBLM	0.499084	84	0.020034	0	1	0.33	0.84	27.18	0.4983	-2.4832
2016	KBLV	0.748461	82	0.006077	0	2	0.80	0.29	30.18	0.4335	-0.0081
2016	KDSI	0.011180	90	0.009065	0	2	0.50	0.34	27.87	0.6325	0.0003
2016	LION	-0.218998	75	0.081201	0	2	0.33	0.14	27.25	0.3138	1.1936
2016	LMPI	-0.043167	82	0.574874	0	1	0.50	0.33	27.42	0.4963	0.0037
2016	LMSH	-0.099645	75	0.066178	0	2	0.33	0.48	25.82	0.2795	0.0369
2016	LPCK	-0.050671	53	0.383553	0	2	0.43	0.83	29.36	0.2495	0.0955
2016	LPIN	-0.365271	89	0.025365	0	2	0.33	2.22	26.89	0.8920	-0.1339
2016	LPKR	0.047518	58	0.689498	1	2	0.83	0.75	31.45	0.5159	0.0269
2016	LPLI	0.022134	81	0.023032	0	2	0.33	0.15	28.38	0.1558	-0.1011
2016	LPPS	-0.120950	84	0.032282	0	2	0.67	0.23	27.84	0.0093	0.0309
2016	LRNA	-0.233150	90	0.081197	0	2	0.33	0.31	26.46	0.1890	-0.0923
2016	LSIP	-0.169931	90	0.712318	1	2	0.33	1.55	29.88	0.1917	0.0626
2016	LTLS	-0.073694	81	0.274984	1	2	0.50	3.25	27.06	0.7033	0.2032
2016	MAIN	0.000726	89	0.097426	0	2	0.60	1.58	29.00	0.5312	0.0538
2016	MAMI	-0.996490	90	0.073140	0	3	0.75	0.27	27.44	0.2545	0.0229
2016	MAYA	-0.233577	80	0.004940	1	2	0.40	2.18	31.74	0.8841	0.0135
2016	MBTO	-0.059565	80	0.037514	0	1	0.33	0.45	27.29	0.3789	0.0113
2016	MCOR	0.373367	90	0.287684	1	2	0.67	1.02	30.14	0.8045	0.0018
2016	MDIA	0.521022	84	0.000807	0	1	0.33	3.17	28.72	0.2537	0.2186
2016	MDLN	-0.936977	62	0.198239	0	1	0.40	0.65	30.31	0.5464	0.0345
2016	MDRN	-0.504506	133	0.124152	1	2	0.33	0.78	28.32	0.6745	-0.3228
2016	MEGA	0.139027	59	0.000020	1	2	0.50	1.43	31.89	0.8261	0.0164
2016	MERK	-0.506105	61	0.004661	1	3	0.33	7.07	27.34	0.2168	0.7286
2016	MFMI	-0.338097	75	0.009070	0	2	0.33	3.30	26.10	0.1580	0.0928
2016	MGNA	-0.084194	75	0.038636	0	3	0.50	0.92	26.31	0.7351	-0.2604
2016	MIDI	0.159597	45	0.011186	1	2	0.50	2.61	29.08	0.7899	0.0451
2016	MLIA	0.017671	87	0.001636	1	1	0.40	0.45	29.68	0.7912	0.0012
2016	MSKY	0.293227	96	0.036119	0	1	0.50	1.28	29.31	0.7627	-0.0368
2016	PALM	0.155753	53	0.002355	0	1	0.50	1.40	28.98	0.3975	0.0567
2016	PANR	-0.243967	89	0.424486	0	1	0.40	1.65	28.45	0.8007	0.0013
2016	PDES	-0.599571	87	0.070127	0	1	0.33	0.89	26.87	0.5604	0.0538
2016	PKPK	-0.553866	89	0.079689	0	1	0.33	0.19	25.78	0.0006	0.9765
2016	PLIN	0.317572	59	0.000069	0	1	0.50	7.53	29.15	0.5018	-0.0041
2016	PNBN	-0.895248	48	0.079865	0	1	0.33	2.31	32.93	0.8283	0.0126
2016	PNIN	-0.726888	90	0.024621	0	2	0.50	0.11	30.93	0.1689	0.0007
2016	PNLF	0.259231	69	0.303866	0	2	0.33	0.27	30.85	0.1834	0.0959
2016	PRAS	-0.776750	84	0.436145	1	1	0.33	0.15	28.10	0.5086	-0.0188
2016	PSKT	-0.193307	70	0.017699	0	4	0.50	3.83	27.17	0.5861	-0.0844
2016	PTBA	-0.003796	67	2.277178	1	2	0.33	2.73	30.55	0.4320	0.1090
2016	PTPP	-0.713167	45	0.347180	0	1	0.33	2.19	31.07	0.6543	0.0368

2016	PWON	0.069162	84	0.411539	0	1	0.33	2.47	30.66	0.4670	0.0001
2016	PYFA	-1.366151	77	0.570969	0	1	0.50	1.01	25.84	0.3685	0.0299
2016	RALS	-0.571541	77	0.284256	1	2	0.40	2.54	29.17	0.2818	0.0878
2016	RBMS	-0.274330	76	1.912085	0	2	0.50	2.55	23.53	0.3406	-0.4245
2016	RODA	0.588628	77	0.000875	0	3	0.50	1.92	28.86	0.1932	0.0178
2016	SIDO	-0.922769	73	0.076544	0	2	0.33	2.83	28.73	0.0769	0.1608
2016	SMBR	-1.337411	45	0.607612	0	1	0.60	8.80	29.11	0.2857	0.0593
2016	SMMT	-0.765340	84	0.756726	0	1	0.60	1.46	27.18	0.4958	-0.0283
2016	SSTM	-0.355159	87	0.089620	0	4	0.33	1.60	27.23	0.6080	-0.0217
2016	TRST	-1.198852	77	0.010765	1	2	0.50	0.44	28.82	0.4128	0.0103
2016	VRNA	0.061015	48	0.000649	0	1	0.33	0.22	28.21	0.8399	0.0894
2016	WAPO	-0.233795	81	0.011486	0	6	0.50	4.96	25.39	0.9476	-0.0944
2016	WICO	0.641051	82	0.060760	1	2	0.33	0.49	26.16	0.4369	0.0131
2016	WOMF	-0.805372	59	0.683906	1	2	0.40	0.60	29.53	0.8778	0.0090
2016	WSKT	-0.615583	45	0.968888	1	1	0.33	2.06	31.75	0.7269	0.0295
2016	WTON	-0.822694	41	7.635564	0	3	0.33	2.89	29.17	0.4658	0.0604
2017	AALI	0.226649	51	0.138265	0	3	0.40	1.28	30.89	0.2453	0.0790
2017	ABBA	-0.203590	85	0.013559	0	4	0.33	1.16	26.78	0.7227	0.0607
2017	ACST	-0.442799	57	0.138239	0	3	0.33	1.20	29.30	0.7292	0.0290
2017	ADES	0.378377	82	0.011134	0	2	0.33	1.23	27.46	0.4966	0.0452
2017	ADMF	-0.235081	24	0.028926	1	1	0.33	1.24	31.02	0.8052	0.0478
2017	AGRO	-1.333612	37	0.493281	1	3	0.75	2.99	30.42	0.8094	0.0086
2017	AGRS	-1.177918	79	0.027874	0	4	0.67	2.12	28.99	0.8551	-0.0021
2017	AHAP	0.251489	85	0.040136	0	4	0.50	0.85	26.74	0.5324	-0.1006
2017	AKPI	-0.896473	82	0.000233	1	3	0.33	0.44	28.64	0.5896	0.0047
2017	AKRA	0.310418	75	0.378293	1	3	0.33	2.82	30.45	0.4633	0.0595
2017	ALMI	-1.194000	82	0.062685	0	1	0.50	1.73	26.44	0.7428	0.0262
2017	AMAG	0.379265	81	0.005156	0	2	0.33	1.03	28.99	0.5230	0.0317
2017	AMFG	0.029411	88	0.006094	0	4	0.33	0.74	29.47	0.4338	0.0061
2017	AMRT	-0.530447	75	0.011413	1	3	0.50	4.83	30.72	0.7603	0.0118
2017	ANTM	-0.225259	68	2.899683	1	3	0.33	0.81	31.03	0.3840	0.0027
2017	APIC	-1.013696	82	0.071546	0	2	0.50	3.31	28.50	0.3075	0.0522
2017	APII	0.694801	61	0.002065	0	1	0.33	0.87	26.77	0.4154	0.0329
2017	APLI	-0.522025	82	0.085046	1	3	0.33	0.48	26.71	0.4302	-0.0025
2017	APLN	-0.537753	86	0.341324	1	2	0.50	0.37	30.99	0.6007	0.0654
2017	ARNA	-0.262517	60	0.062714	1	3	0.50	2.44	28.10	0.3572	0.0762
2017	ASDM	-0.426437	88	0.009668	1	3	0.50	0.66	27.70	0.7256	0.0374
2017	ASGR	-0.462489	51	0.023312	1	3	0.50	1.62	28.51	0.5478	0.0120
2017	ASII	-0.337525	58	0.179804	1	3	0.33	2.15	33.32	0.4710	0.0009
2017	ASJT	-0.582051	86	0.830058	0	2	0.33	1.70	26.82	0.5260	0.0508
2017	BAJA	-0.724421	71	0.189401	0	1	0.33	1.67	27.58	0.8183	-0.0232

2017	BBCA	-0.505828	45	0.167044	1	1	0.60	3.95	34.25	0.8196	0.0311
2017	BBHI	-0.700528	30	0.059819	0	1	0.67	1.02	28.53	0.8209	0.0042
2017	BBKP	-0.284912	90	0.098534	1	3	0.57	0.79	32.30	0.9365	0.0013
2017	BBLD	0.019192	85	0.000173	0	1	0.33	0.77	29.11	0.7414	0.0152
2017	BBNI	-0.288425	15	0.275629	1	2	0.63	1.46	34.20	0.8234	0.0194
2017	BBTN	-0.450314	45	0.926777	1	3	0.63	1.00	33.20	0.8568	0.0116
2017	BBYB	-0.041178	45	0.032786	0	1	0.50	2.75	29.24	0.8649	0.0029
2017	BCAP	0.648415	58	0.001016	0	1	0.33	1.52	30.62	0.7170	-0.0371
2017	BCIP	-0.491283	88	2.971460	0	1	0.33	0.50	27.46	0.5730	0.0628
2017	BDMN	-0.332605	26	0.081105	1	1	0.50	1.68	32.81	0.7803	0.0233
2017	BEKS	0.174859	68	0.364514	0	1	0.50	4.03	29.67	0.8971	-0.0100
2017	BFIN	-0.587069	50	0.025244	0	2	0.43	2.21	30.43	0.7025	0.0720
2017	BGTG	-0.341886	46	0.079845	0	2	0.67	0.82	29.15	0.7559	0.0128
2017	BHIT	-0.260343	59	0.131586	0	1	0.33	0.18	31.67	0.5739	0.0070
2017	BINA	-1.063231	85	0.388820	1	3	0.67	4.63	28.77	0.6145	0.0059
2017	BIPP	-1.307613	78	0.043825	0	2	0.33	0.30	28.19	0.3058	-0.0177
2017	BJTM	-0.144848	15	0.365729	0	1	0.40	1.35	31.57	0.8483	0.0225
2017	BMRI	0.183917	31	0.195899	1	3	0.50	1.56	34.66	0.7896	0.0191
2017	BMSR	-0.904812	74	0.013090	0	1	0.50	1.13	26.95	0.7162	-0.0059
2017	BMTR	-1.121347	58	0.679831	0	1	0.75	0.59	30.95	0.4899	0.0381
2017	BNGA	-0.006114	57	0.001174	1	3	0.50	0.91	33.22	0.8613	0.0112
2017	BNLI	-0.623845	51	0.179381	1	3	0.50	0.81	32.63	0.8550	0.0225
2017	BOLT	-0.715022	61	0.340518	0	3	0.33	3.20	27.80	0.3938	0.0818
2017	BSIM	-0.141469	80	0.001082	0	2	0.67	2.76	31.05	0.8407	0.0105
2017	BTON	0.590439	81	0.148487	0	3	0.50	0.53	25.94	0.1573	0.0599
2017	BTPN	0.069818	33	0.008346	1	3	0.60	0.63	32.19	0.7648	0.0149
2017	BUKK	-0.904758	73	0.001873	0	3	0.50	2.63	28.89	0.5559	0.0515
2017	BUVA	0.645838	88	0.002431	1	3	0.33	1.04	28.82	0.4795	-0.0119
2017	BWPT	-0.063437	85	0.506522	0	2	0.40	0.92	30.42	0.6134	-0.0116
2017	CASS	-0.368163	82	0.030716	0	3	0.40	2.35	28.28	0.5811	0.1694
2017	CEKA	-0.893861	66	0.062067	1	3	0.50	0.85	27.96	0.3516	0.0768
2017	CFIN	-0.327284	59	0.034122	0	2	0.33	0.28	29.92	0.5926	0.0239
2017	CMNP	-1.135618	79	0.006180	0	3	0.67	0.92	30.00	0.4795	0.0645
2017	CMPP	-0.788940	88	0.375448	1	1	0.33	1.82	28.76	0.9880	-0.1660
2017	CPIN	0.633580	86	0.090582	1	3	0.33	3.13	30.83	0.3596	0.1018
2017	CSAP	-0.637629	85	0.091756	1	3	0.33	1.21	29.27	0.7032	0.0173
2017	CTRA	0.058191	87	0.263997	0	3	0.38	1.41	31.09	0.5121	0.0320
2017	DART	0.041714	86	0.006729	0	2	0.33	0.27	29.48	0.4404	0.0047
2017	DAYA	-0.612724	85	0.036492	1	3	0.33	3.49	26.34	0.5618	-0.0144
2017	DEFI	-0.007878	75	0.006755	0	6	0.50	5.52	25.15	0.0137	0.1037
2017	DGIK	-0.295873	85	2.743677	0	1	0.40	0.41	28.23	0.5681	-0.0017

2017	DILD	-0.444073	85	0.187833	0	2	0.33	0.58	30.20	0.5182	0.0208
2017	DLTA	-0.365499	85	0.019736	0	2	0.40	3.21	27.92	0.1463	0.2088
2017	DNAR	0.209448	46	0.000953	0	1	0.50	1.36	28.56	0.8193	0.0040
2017	DPNS	0.284519	79	0.003742	0	1	0.33	0.43	26.45	0.1318	0.0195
2017	DSNG	-0.047644	54	0.007469	0	4	0.33	1.40	29.77	0.6079	0.0794
2017	DYAN	-1.132696	78	0.245837	0	3	0.40	0.30	28.00	0.4553	0.0052
2017	EPMT	-0.435885	81	0.000077	1	3	0.40	1.58	29.64	0.3091	0.0698
2017	ERAA	0.071903	82	0.793523	1	3	0.33	0.58	29.81	0.5823	0.0392
2017	EXCL	0.147421	32	0.139203	1	3	0.44	1.46	31.66	0.6159	0.0067
2017	FAST	-1.199443	79	0.024314	1	3	0.33	2.22	28.64	0.5295	0.0607
2017	FMII	-0.512512	80	0.013300	0	2	0.33	2.06	27.41	0.1492	0.0112
2017	FORU	0.678226	80	0.013642	0	3	0.50	0.82	25.92	0.6060	-0.3167
2017	GAMA	-0.959669	87	0.164098	0	1	0.50	0.63	27.97	0.2170	0.0003
2017	GGRM	-0.153574	85	0.118647	1	4	0.50	3.82	31.83	0.3681	0.1162
2017	GMTD	-1.031906	50	0.002180	0	3	0.40	1.47	27.85	0.4336	0.0547
2017	GPRA	-0.837356	68	0.260374	0	3	0.33	0.43	28.04	0.3109	0.0247
2017	GWSA	-0.528082	87	0.007273	1	2	0.33	0.18	29.61	0.0728	0.0261
2017	HADE	0.084397	85	0.164475	0	2	0.50	1.50	25.03	0.0470	0.0231
2017	HDFA	0.975371	87	0.001332	1	3	0.33	0.99	28.98	0.8637	0.0046
2017	HERO	0.553977	60	0.006492	1	3	0.33	0.74	29.63	0.2940	-0.0259
2017	IBFN	-0.519562	88	0.000123	0	1	0.33	4.62	28.38	0.9394	-0.1023
2017	ICBP	0.204247	75	0.098310	1	3	0.50	5.11	31.08	0.3572	0.1121
2017	IGAR	-0.714709	78	0.026339	0	1	0.33	0.83	26.96	0.1385	0.1403
2017	IMAS	0.864293	81	0.004987	0	3	0.43	0.25	31.08	0.7045	-0.0020
2017	IMJS	-0.546735	79	0.122900	1	3	0.33	0.92	29.98	0.8633	0.0087
2017	IMPC	0.223060	81	0.032058	0	3	0.50	3.69	28.46	0.4383	-0.0201
2017	INCI	-0.575705	85	0.001570	0	1	0.33	0.28	26.44	0.1166	0.0527
2017	INDF	-0.394493	75	0.229035	1	3	0.38	1.42	32.11	0.4672	0.0004
2017	INDS	-1.131964	85	0.143354	0	2	0.33	0.39	28.52	0.1190	-0.0238
2017	INPP	-0.498571	71	0.020989	0	2	0.50	1.72	29.53	0.3639	-0.0001
2017	INTP	0.246984	74	0.110664	1	3	0.43	3.29	30.99	0.1492	0.0451
2017	ISAT	0.677879	87	0.021873	1	3	0.30	1.76	31.56	0.7076	0.0676
2017	ISSP	-0.011631	85	0.134260	0	1	0.40	0.29	29.47	0.5469	0.0014
2017	JIHD	-0.195960	82	0.004551	0	2	0.33	0.22	29.53	0.2565	0.0289
2017	JSMR	-0.632161	31	0.832202	1	3	0.33	2.53	32.00	0.7682	0.0023
2017	KBLI	-0.011276	87	1.831583	0	2	0.33	0.13	31.14	0.6094	0.0013
2017	KBLM	-0.656861	86	0.196928	0	1	0.33	0.40	27.84	0.3593	-1.2103
2017	KBLV	0.226649	82	0.001794	0	3	0.75	0.13	30.12	0.5308	-0.0104
2017	KIJA	-0.191225	86	0.120282	0	2	0.33	1.01	28.20	0.4763	0.2658
2017	KLBF	0.242388	82	0.114824	1	3	0.43	5.70	30.44	0.1638	-0.0001
2017	KPIG	0.338987	58	0.472111	0	3	0.40	0.76	30.36	0.1933	0.0858

2017	KREN	-0.870635	82	0.333290	0	3	0.67	7.02	28.35	0.3327	0.1438
2017	LMAS	-0.588799	86	3.971656	0	1	0.50	0.38	26.82	0.7135	0.0090
2017	LMPI	-0.044522	92	0.472243	0	1	0.50	0.45	27.45	0.5492	-0.0372
2017	LPCK	-0.047004	94	0.331157	0	3	0.50	0.28	30.15	0.3763	0.0297
2017	LPIN	-0.069969	88	0.040394	0	1	0.33	0.60	26.31	0.1367	0.7161
2017	LPPS	-0.043286	85	0.022738	0	1	0.33	0.18	27.83	0.0115	-0.0006
2017	LRNA	0.307396	88	0.497344	0	1	0.33	0.16	26.27	0.1758	-0.1497
2017	LSIP	-0.142829	50	0.492487	1	3	0.33	1.19	29.91	0.1665	0.0783
2017	LTLS	-0.082899	82	0.110885	1	3	0.50	0.42	29.38	0.6757	0.0319
2017	MAIN	0.133416	99	0.067264	0	1	0.60	1.01	29.02	0.5915	0.0120
2017	MAPI	-0.062492	87	2.231977	0	5	0.40	2.43	30.07	0.6287	0.0306
2017	MAYA	0.163684	88	0.005017	1	3	0.50	2.44	31.95	0.8857	0.0090
2017	MBTO	-0.627947	86	0.024313	0	2	0.33	0.35	27.38	0.4713	0.0307
2017	MCOR	-0.623303	88	0.677265	1	1	0.50	1.44	30.39	0.8452	0.0032
2017	MDIA	-0.804604	73	0.002153	0	2	0.40	2.54	29.27	0.4846	0.1075
2017	MDLN	-0.563685	46	0.205634	0	1	0.40	0.52	30.31	0.5152	0.0421
2017	MERK	-0.247348	60	0.002723	1	4	0.33	6.18	27.47	0.2722	0.6788
2017	MFIN	0.571476	82	0.196406	0	2	0.50	1.00	28.80	0.3985	0.1036
2017	MFMI	-0.325282	75	0.002819	0	3	0.33	3.02	26.22	0.1803	0.0940
2017	MGNA	-1.079836	79	0.270240	0	1	0.50	1.44	26.14	0.7631	-0.0725
2017	MICE	0.272883	81	0.018114	0	1	0.33	0.35	27.48	0.2964	0.0776
2017	MIDI	-0.569941	75	0.020710	1	3	0.33	3.77	29.19	0.8313	0.0214
2017	MIKA	-0.245635	75	0.134697	0	4	0.40	6.53	29.18	0.1446	0.1504
2017	MKNT	0.357636	86	0.146143	0	1	0.33	4.65	27.60	0.7091	0.0392
2017	MLPL	-0.015077	92	0.623043	0	3	0.40	0.19	30.76	0.6704	-0.0841
2017	MMLP	-0.503112	88	0.039561	0	3	0.40	0.84	29.31	0.1293	0.0546
2017	MNCN	0.378885	57	0.310457	0	1	0.33	1.87	30.34	0.3491	0.1041
2017	MPMX	-0.755654	87	0.069044	0	4	0.33	0.86	29.95	0.5051	0.0715
2017	MPPA	-1.029348	85	0.281241	0	3	0.43	2.07	29.32	0.7837	-0.2290
2017	MTDL	-0.198396	85	0.021788	0	2	0.33	0.39	29.08	0.0485	0.0876
2017	MTSM	0.385000	82	0.000618	1	4	0.50	0.89	25.11	0.1339	-0.0454
2017	MYOR	0.495917	74	0.017857	0	2	0.40	6.14	30.33	0.5069	0.1053
2017	MYRX	-1.177636	155	2.830323	0	3	0.33	1.27	29.93	0.3044	-0.0085
2017	NELY	-0.976684	82	0.024837	0	3	0.33	0.70	26.75	0.0750	0.0673
2017	NISP	-0.228140	25	0.007014	1	3	0.63	0.98	32.67	0.8583	0.0142
2017	NOBU	-0.634229	80	0.106533	0	3	0.33	3.34	30.03	0.8737	0.0032
2017	NRCA	-0.238892	87	0.178259	0	3	0.33	0.68	28.51	0.4746	0.0639
2017	OASA	-1.116559	68	2.276127	0	2	0.33	2.92	24.73	0.1110	-0.0252
2017	PALM	0.473908	66	0.003891	0	2	0.40	1.52	28.68	0.4594	-0.0239
2017	PANR	0.183932	80	0.870921	0	2	0.40	0.55	28.61	0.5441	0.0136
2017	PANS	-0.011766	38	0.009840	0	2	0.33	0.06	30.90	0.0508	0.0171

2017	PEGE	-0.140027	30	0.001352	0	6	0.33	0.86	26.66	0.3456	0.0907
2017	PGLI	0.226649	85	0.376613	0	3	0.33	1.30	25.12	0.2794	0.0124
2017	PJAA	0.416962	61	0.004485	0	3	0.50	1.06	28.95	0.4690	0.0598
2017	PNBS	-0.352797	59	0.355565	0	2	0.50	0.08	29.79	0.0758	-0.1123
2017	PNLF	-0.418317	68	0.183919	0	3	0.33	0.36	30.91	0.1678	0.1812
2017	PRAS	0.146280	82	0.252565	0	1	0.33	0.23	28.06	0.5614	-0.0104
2017	PTPP	-0.674734	51	0.704790	1	1	0.33	1.15	31.36	0.6591	0.0413
2017	PWON	-0.159531	78	0.168914	1	2	0.33	2.58	30.78	0.4524	0.0001
2017	PYFA	-0.273727	73	0.085339	0	2	0.33	0.90	25.80	0.3178	0.0439
2017	RALS	-0.231113	86	0.339807	1	3	0.50	2.44	29.22	0.2857	0.0832
2017	RDTX	0.042143	82	0.002030	0	8	0.33	0.79	28.46	0.0989	0.1083
2017	RIMO	0.671689	110	1.558482	0	4	0.33	1.26	29.41	0.1315	0.0478
2017	SAME	0.226649	78	0.099789	0	3	0.50	3.23	28.17	0.3922	0.0420
2017	SCCO	-0.500044	82	0.033335	0	1	0.33	0.68	29.02	0.3190	1.1062
2017	SDPC	0.560783	50	0.338442	0	7	0.50	0.66	27.57	0.7733	0.0149
2017	SDRA	0.836683	64	0.001317	1	3	0.75	0.95	30.93	0.7745	0.0162
2017	SIDO	-0.621990	87	0.058186	0	1	0.33	2.82	28.78	0.0831	0.1690
2017	SILO	-0.002764	65	0.053269	0	3	0.33	2.47	29.66	0.1689	0.0136
2017	SIMP	-0.606393	50	0.095603	1	3	0.33	0.40	31.14	0.4556	0.0208
2017	SSTM	-0.393755	191	0.002040	0	1	0.40	2.09	27.13	0.6492	-0.0392
2017	SUPR	-0.949323	87	0.000146	0	3	0.40	1.89	30.17	0.6754	0.0263
2017	TBIG	-1.179129	75	0.618553	0	2	0.33	5.62	30.87	0.7974	0.0914
2017	TRST	-0.245099	88	0.005380	1	3	0.33	0.53	28.83	0.4073	0.0115
2017	UNTR	0.378169	57	0.243058	1	3	0.33	2.78	32.04	0.4221	0.0933
2017	VOKS	-0.445232	85	0.045071	0	5	0.33	1.59	28.38	0.6142	0.0787
2017	WICO	-1.100982	81	1.073442	1	3	0.40	2.31	26.74	0.2784	0.4111
2017	WIKA	-0.152415	58	0.502641	1	1	0.50	0.95	31.45	0.6797	0.0297
2017	WSKT	-0.139823	66	0.349455	1	1	0.33	1.32	32.21	0.7676	0.0429
2017	WTON	-0.064234	43	0.371412	0	4	0.43	1.59	29.59	0.6112	0.0482
2018	AALI	-0.250867	51	0.160574	0	4	0.40	1.17	30.92	0.2754	0.0567
2018	ACST	-0.124251	56	0.309797	0	4	0.33	0.76	29.82	0.8403	0.0024
2018	ADES	0.155802	74	0.008423	0	3	0.33	1.13	27.50	0.4532	0.0601
2018	ADHI	0.021032	84	0.674000	0	1	0.33	0.90	31.04	0.7913	0.0214
2018	ADMF	0.269058	28	0.033634	1	2	0.33	1.30	31.08	0.7769	0.0576
2018	AGII	0.177241	87	0.078017	0	1	0.33	0.66	29.53	0.5265	0.0172
2018	AGRO	0.242645	64	0.100783	0	4	0.33	1.48	30.78	0.8102	0.0088
2018	AHAP	0.021131	81	0.033343	0	5	0.50	0.95	27.17	0.5801	-0.0425
2018	AKPI	0.478049	85	0.000921	0	4	0.33	0.41	28.75	0.5982	0.0516
2018	AKRA	0.361318	73	0.556105	1	4	0.33	1.74	30.62	0.5022	0.0801
2018	ALMI	-0.596168	79	0.111000	0	2	0.33	2.45	27.20	0.8448	-0.1540
2018	AMIN	0.090157	114	0.025184	0	4	0.50	2.23	26.73	0.4880	0.1267

2018	AMRT	-0.203045	84	0.026328	0	4	0.60	6.45	30.73	0.7285	0.0302
2018	ANTM	-0.492053	64	0.713445	1	4	0.33	0.93	31.14	0.4073	0.0389
2018	APIC	-0.917381	87	0.007839	1	1	0.50	3.67	28.70	0.4036	0.0243
2018	APLI	-0.837559	87	0.024449	0	4	0.50	0.56	26.94	0.5942	-0.0467
2018	APLN	-0.195904	87	0.161005	1	1	0.50	0.24	31.02	0.5874	0.0084
2018	ARNA	0.088002	32	0.030392	0	4	0.50	2.81	28.13	0.3366	0.0957
2018	ARTO	-0.236739	84	0.010094	0	1	0.67	1.90	27.22	0.8261	-0.0350
2018	ASBI	-0.375296	79	0.038935	0	3	0.57	0.31	27.50	0.6783	0.0139
2018	ASDM	-0.475474	85	0.010978	0	4	0.50	0.69	27.69	0.6957	0.0359
2018	ASII	-0.379021	58	0.176384	1	4	0.30	1.91	33.47	0.4942	0.0794
2018	ASJT	-0.086987	74	0.087804	1	3	0.33	0.98	26.89	0.5410	0.0523
2018	BAJA	-0.756083	84	0.143830	0	2	0.33	2.66	27.53	0.9151	-0.1060
2018	BBCA	-0.147635	42	0.149000	0	2	0.60	4.06	34.35	0.8104	0.0313
2018	BBKP	-0.242408	88	0.184134	0	1	0.50	0.37	32.19	0.9101	0.0020
2018	BBNI	0.189690	16	0.281550	0	3	0.56	1.18	34.33	0.8302	0.0187
2018	BDMN	-0.739122	29	0.092125	0	2	0.50	1.72	32.86	0.7754	0.0000
2018	BELL	-0.487437	85	0.540223	0	1	0.50	1.34	26.97	0.4947	0.0467
2018	BEST	0.001940	77	0.447710	0	2	0.40	0.48	29.47	0.3367	0.0672
2018	BFIN	0.285147	50	0.014853	0	3	0.43	1.71	30.58	0.6755	0.0417
2018	BINA	-0.018477	86	0.267418	0	4	0.67	3.11	28.98	0.6866	2.9565
2018	BIPP	-0.157522	87	0.008360	1	3	0.33	0.39	28.36	0.4517	-0.0384
2018	BIRD	-0.044913	79	0.037454	0	4	0.38	1.36	29.57	0.2430	0.0662
2018	BJBR	0.626263	85	0.276108	1	1	0.50	1.74	32.42	0.9061	0.0129
2018	BKDP	-0.300534	77	0.049330	0	1	0.50	0.90	27.36	0.3931	-0.0480
2018	BKSL	-0.543706	86	0.855731	0	3	0.33	0.57	30.42	0.3465	0.0227
2018	BLTZ	0.622586	88	0.000131	0	2	0.50	3.54	28.20	0.3414	0.0200
2018	BMAS	-0.031241	60	0.000766	1	4	0.67	1.35	29.53	0.8206	0.0106
2018	BMRI	-0.924215	28	0.190601	1	4	0.50	1.31	34.72	0.7835	0.0215
2018	BMTR	0.596984	84	0.405199	0	2	0.50	0.24	31.00	0.5063	0.0272
2018	BNBA	-0.740452	85	0.070567	0	3	0.67	0.43	29.62	0.7952	0.0127
2018	BNGA	0.153774	15	0.206280	0	4	0.57	0.58	33.22	0.8516	0.0131
2018	BNII	0.624886	44	0.048963	0	4	0.57	0.62	32.81	0.8587	0.0127
2018	BPFI	-0.158585	65	0.001373	0	4	0.33	1.50	28.23	0.5779	0.0372
2018	BRNA	-0.335983	92	0.004645	0	2	0.40	1.05	28.53	0.5436	0.0012
2018	BTEK	0.426906	87	0.092291	0	1	0.33	3.07	29.27	0.5624	0.0221
2018	BUKK	-0.409205	67	0.001653	0	4	0.50	2.55	29.12	0.5543	0.1272
2018	BVIC	-0.066366	79	0.033671	0	4	0.50	0.37	31.04	0.8554	0.0026
2018	BWPT	0.484008	87	0.402130	0	3	0.40	0.89	30.41	0.6412	-0.0286
2018	CARS	-0.509340	87	0.581239	0	3	0.33	2.22	29.84	0.7933	0.0287
2018	CASS	-0.102499	134	0.015067	0	4	0.40	1.77	28.33	0.5843	0.0978
2018	CEKA	-0.768360	74	0.014723	0	4	0.50	0.84	27.79	0.1645	0.0793

2018	CENT	-0.463888	85	0.055986	1	4	0.50	0.88	29.28	0.4165	0.0068
2018	CFIN	-0.223199	46	0.123956	1	3	0.33	0.33	29.54	0.4367	0.0452
2018	CINT	-0.127353	74	1.078863	0	2	0.50	0.73	26.92	0.2090	0.0276
2018	CITA	-1.114589	70	0.005435	0	3	0.33	4.14	28.82	0.5412	0.2023
2018	CLEO	-0.570276	67	0.347546	0	2	0.33	5.36	27.45	0.2380	0.0759
2018	CMNP	0.344432	86	0.002083	0	4	0.33	0.68	30.20	0.4780	0.0558
2018	CPIN	-0.169669	88	0.105939	0	4	0.33	6.11	30.95	0.2986	0.1646
2018	CSAP	0.645589	87	0.027993	1	4	0.33	1.25	29.39	0.6646	0.0129
2018	CTRA	-0.003986	86	0.198618	0	4	0.38	1.13	31.17	0.5146	0.0380
2018	DAYA	-0.312483	59	0.033805	1	3	0.33	3.11	26.74	0.6033	0.0153
2018	DKFT	-0.450379	84	4.489127	0	3	0.33	1.60	28.61	0.5946	0.0144
2018	DLTA	0.508808	87	0.008797	0	3	0.40	3.43	28.05	0.1571	0.2219
2018	DMAS	0.000012	46	0.080852	0	3	0.33	1.07	29.65	0.0415	0.0662
2018	DNAR	0.056837	53	0.001809	0	1	0.50	1.32	28.56	0.8161	0.0078
2018	DPUM	-0.428853	119	0.017882	0	2	0.33	0.38	28.38	0.3326	0.0040
2018	DVLA	0.353463	81	0.002030	0	4	0.43	1.81	28.15	0.2868	0.0904
2018	ECII	0.499717	86	0.002178	0	3	0.40	0.87	28.29	0.1046	0.0113
2018	FMII	-0.333484	81	0.073917	1	3	0.33	2.82	27.57	0.2821	0.0072
2018	GEMA	-0.287720	81	0.024408	0	3	0.33	1.19	27.62	0.5683	0.0219
2018	GGRM	0.425625	84	0.106056	0	5	0.50	3.57	31.87	0.3468	0.1122
2018	GMTD	-1.032452	43	0.001154	0	4	0.40	1.99	27.86	0.3901	0.0494
2018	GPRA	-1.076992	79	0.014693	1	4	0.33	0.44	28.06	0.2958	0.0328
2018	GWSA	-0.590376	88	0.005137	0	1	0.33	0.16	29.64	0.0798	0.0281
2018	GZCO	-0.819069	88	0.492834	0	1	0.33	0.28	28.70	0.6322	-0.1214
2018	HERO	0.470048	59	0.002515	1	4	0.33	0.84	29.47	0.3716	-0.1993
2018	HOTL	0.202649	137	1.745351	0	2	0.50	0.95	27.82	0.6852	-0.0083
2018	IBFN	0.619195	74	0.182507	0	2	0.33	1.02	28.27	0.7933	-0.0873
2018	ICBP	-0.718779	78	0.089593	0	4	0.50	5.37	31.17	0.3393	0.1356
2018	ICON	-0.687750	86	0.110160	1	7	0.33	0.52	26.70	0.4827	0.0779
2018	IGAR	0.189574	86	0.016857	0	2	0.33	0.77	27.07	0.1531	0.0783
2018	IMAS	0.065290	87	0.707850	0	4	0.43	0.58	31.34	0.7479	0.0024
2018	IMJS	-0.817624	86	0.159203	0	4	0.33	2.08	30.24	0.8845	0.0120
2018	IMPC	-1.155965	81	0.013963	1	4	0.50	3.31	28.49	0.4211	0.0445
2018	INAI	-0.140007	81	0.014765	0	2	0.33	0.86	27.97	0.7831	0.0254
2018	INCI	-1.065581	84	0.118677	0	1	0.33	0.35	26.69	0.1825	0.0426
2018	INDF	-0.210330	84	0.206789	0	4	0.38	1.31	32.20	0.4829	0.0514
2018	INDS	-0.178576	84	0.165348	1	3	0.33	0.66	28.54	0.1161	0.0446
2018	INPC	0.480881	80	0.061190	0	2	0.43	0.21	30.89	0.8237	0.0021
2018	INTA	-0.736484	105	0.277195	0	2	0.33	7.50	29.24	0.9566	-0.0799
2018	ISSP	-0.015640	84	0.413409	1	2	0.40	0.21	29.50	0.5511	0.0075
2018	JIHD	0.634517	81	0.000765	0	3	0.33	0.23	29.52	0.2433	0.0240

2018	JSPT	0.420972	87	0.000098	1	4	0.60	0.70	29.25	0.3589	0.0925
2018	JTPE	-0.682640	81	0.147193	1	2	0.50	1.31	27.71	0.4045	0.1109
2018	KBLM	0.441252	84	0.045079	0	2	0.33	0.34	27.89	0.3673	0.0313
2018	KBLV	-0.250867	85	0.009670	0	4	0.67	0.94	29.57	0.8130	0.6003
2018	KIJA	0.158467	86	0.103880	0	3	0.50	0.95	30.10	0.4864	0.0057
2018	KLBF	0.230299	86	0.112826	0	4	0.33	4.66	30.53	0.1572	0.1355
2018	KREN	-0.843063	81	1.005108	0	4	0.50	4.58	28.88	0.2561	0.2079
2018	LMPI	0.155098	81	0.050219	0	1	0.50	0.44	27.39	0.5799	-0.0590
2018	LMSH	-0.062465	77	0.007843	0	4	0.33	0.42	25.80	0.1708	0.0180
2018	LPCK	0.387617	60	0.439053	0	4	0.60	0.15	29.78	0.1974	0.2585
2018	LPGI	-0.390541	65	0.002942	1	2	0.67	0.54	28.46	0.4845	0.0299
2018	LPIN	0.082987	88	0.017571	0	2	0.67	0.39	26.43	0.0929	0.1086
2018	LPKR	-0.060248	60	0.283176	0	4	0.75	0.23	31.54	0.4886	0.0347
2018	LPLI	-0.071967	81	0.025883	1	1	0.67	0.12	27.90	0.2298	-0.0472
2018	LPPF	0.312379	45	0.668662	0	3	0.50	9.00	29.25	0.6395	0.2179
2018	LPPS	-0.331830	77	0.533077	0	2	0.33	0.21	27.86	0.0096	0.0290
2018	LSIP	-0.037799	88	0.545363	0	4	0.33	1.02	29.94	0.1699	0.0328
2018	LTLS	0.085840	85	0.056654	1	4	0.50	0.45	29.47	0.6637	0.0501
2018	MAIN	-0.367242	88	0.881907	1	2	0.60	1.57	29.10	0.5407	0.0656
2018	MAPB	-0.048372	85	0.001970	0	2	0.40	3.64	28.17	0.3755	0.0707
2018	MARI	-0.680583	84	0.190951	0	4	0.67	0.11	30.17	0.0091	0.0026
2018	MAYA	-0.042158	87	0.000463	0	1	0.50	4.11	32.10	0.8760	0.0050
2018	MBTO	-0.515162	72	0.040262	0	3	0.33	0.45	27.20	0.5363	-0.1761
2018	MCAS	-0.069806	79	1.079554	0	2	0.33	2.56	27.99	0.2417	0.1773
2018	MDIA	-0.066919	87	0.026157	0	3	0.40	0.41	30.40	0.1895	-0.0086
2018	MDKI	-0.712517	86	0.102648	0	1	0.40	0.82	27.54	0.0904	0.0370
2018	MDLN	0.389108	87	0.148607	1	3	0.40	0.42	30.35	0.5515	0.0017
2018	META	0.820492	77	0.063825	1	1	0.67	1.21	29.09	0.3081	0.0504
2018	MFIN	-0.023314	87	0.027514	1	1	0.50	1.13	28.92	0.4283	0.0920
2018	MFMI	-0.683468	63	0.002278	0	4	0.33	2.73	26.34	0.1879	0.0968
2018	MIDI	-0.347970	84	0.017380	0	4	0.50	2.85	29.23	0.7821	0.0207
2018	MIKA	0.128973	81	0.075163	1	5	0.67	5.15	29.26	0.1257	0.1294
2018	MLIA	-0.054189	81	0.027509	1	3	0.40	0.71	29.29	0.5742	0.0359
2018	MLPT	0.552702	71	0.001976	0	4	0.67	1.88	28.35	0.5574	0.0410
2018	MMLP	-0.614248	88	0.013593	0	4	0.40	0.68	29.44	0.1286	0.0462
2018	MPOW	0.236086	46	0.030517	0	2	0.33	0.63	26.47	0.5305	0.0098
2018	MYOR	0.122980	74	0.014673	0	3	0.40	6.86	30.50	0.5144	0.1001
2018	NELY	-0.425154	81	0.044907	0	4	0.33	0.85	26.74	0.1014	0.1288
2018	NIRO	-0.880898	88	0.019016	0	3	0.50	0.32	29.65	0.1907	-0.0046
2018	NISP	0.296736	25	0.002135	0	4	0.63	0.80	32.79	0.8593	0.0152
2018	OASA	-0.844913	49	0.581894	1	3	0.33	2.74	24.61	0.0136	-0.0150

2018	PALM	-0.580079	79	0.006814	0	3	0.40	1.15	28.32	0.1906	-0.0560
2018	PBSA	0.340221	80	0.021753	0	3	0.33	2.86	27.22	0.4441	0.0636
2018	PEGE	0.076549	67	0.011366	0	7	0.33	0.97	27.32	0.3061	0.0761
2018	PNBN	-1.000062	46	0.070463	0	3	0.67	3.45	32.96	0.8034	0.0001
2018	PNBS	-0.257489	46	0.890481	0	3	0.33	0.03	29.80	0.0974	0.3634
2018	PNLF	-0.988608	88	0.399536	0	4	0.33	0.36	30.97	0.1564	0.0706
2018	PPRO	-0.036020	49	0.103447	0	2	0.50	1.24	30.43	0.6468	0.0302
2018	PRAS	0.324452	84	0.011400	0	1	0.33	0.18	28.12	0.5793	0.0045
2018	PRDA	0.323172	80	0.011695	0	1	0.40	1.37	28.29	0.1908	0.0909
2018	PTBA	0.277545	65	0.706274	1	4	0.33	3.05	30.82	0.3270	0.2119
2018	PWON	-0.162043	77	0.007823	0	3	0.33	0.85	25.95	0.3642	0.0452
2018	PYFA	-0.046809	86	0.228466	0	4	0.40	2.63	29.29	0.2700	0.1120
2018	RDTX	-0.020602	79	0.004424	0	9	0.33	0.64	28.56	0.0843	0.1567
2018	RUIS	0.356678	80	0.037619	0	1	0.33	0.49	27.62	0.5901	1.1359
2018	SCCO	0.577134	84	0.010411	0	2	0.33	0.61	29.06	0.3012	0.0610
2018	SDRA	0.700538	59	0.000113	0	4	0.75	0.86	31.02	0.7789	0.0182
2018	SHID	-0.359227	84	0.004302	0	7	0.40	5.08	28.04	0.3694	0.0011
2018	SMBR	-0.277938	45	0.018070	0	3	0.33	5.00	29.34	0.3728	0.0137
2018	SMDM	-0.567940	67	0.030506	0	3	0.33	0.24	28.78	0.1229	0.0270
2018	SMMT	-0.386897	84	0.176039	0	2	0.33	1.03	27.45	0.4116	0.1017
2018	TBIG	-0.422247	81	0.488317	0	3	0.33	4.43	31.00	0.8736	0.0241
2018	TRST	-0.002482	84	0.005204	1	1	0.33	0.50	29.09	0.4778	0.0148
2018	UNTR	0.579144	56	0.284568	1	4	0.50	1.79	32.39	0.5094	0.0989
2018	WAPO	-0.518193	50	1.132972	0	8	0.50	0.57	25.23	0.1430	0.0224
2018	WEGE	-0.257992	53	0.155432	1	2	0.67	1.08	29.40	0.6372	0.0755
2018	WICO	-0.066508	88	0.003375	1	4	0.40	2.74	26.68	0.2808	-0.0491
2018	WIKA	0.179262	67	0.618556	0	1	0.43	0.86	31.71	0.7094	0.0350

Lampiran 3

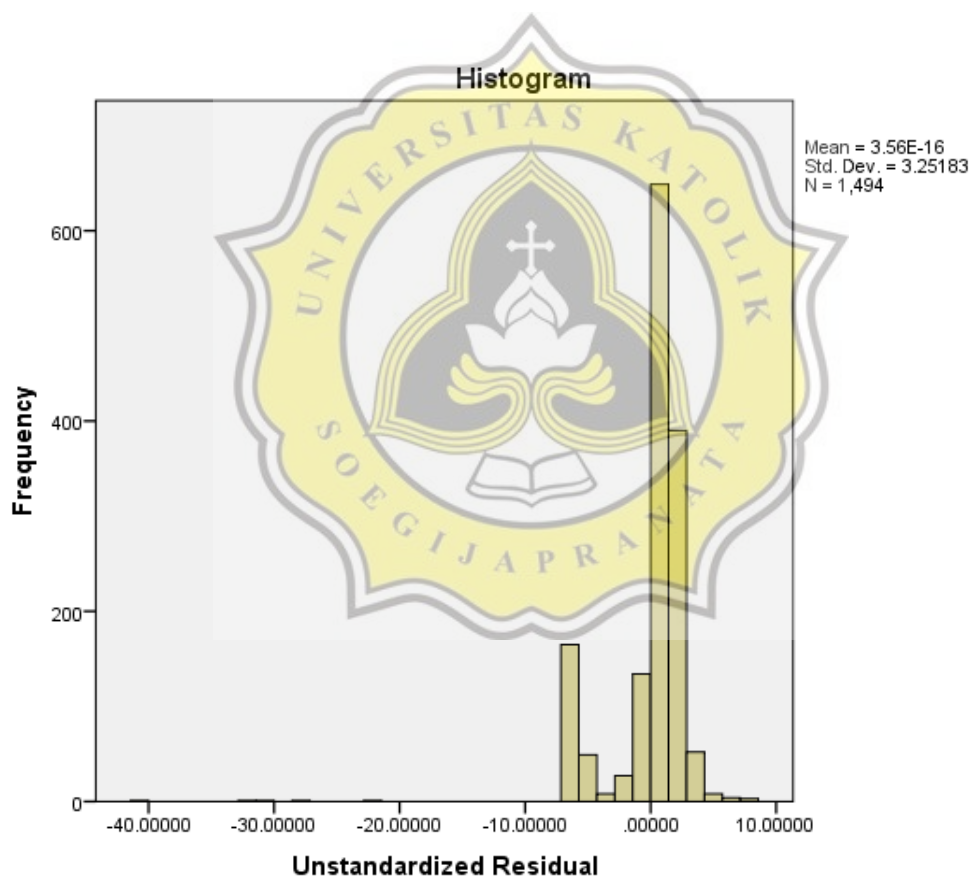
Hasil Uji Normalitas Awal Sebelum Uji Normalitas

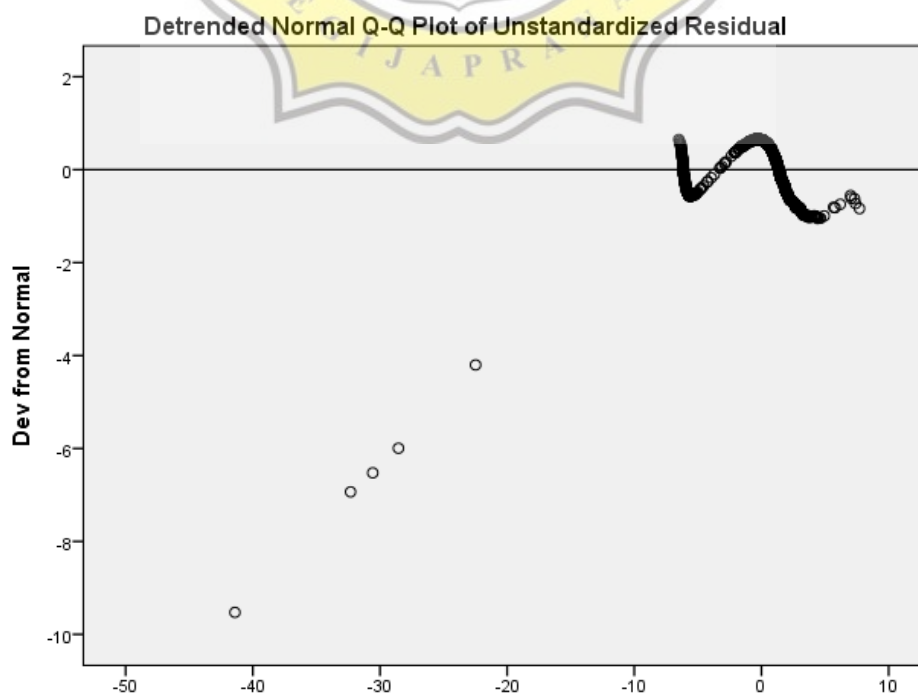
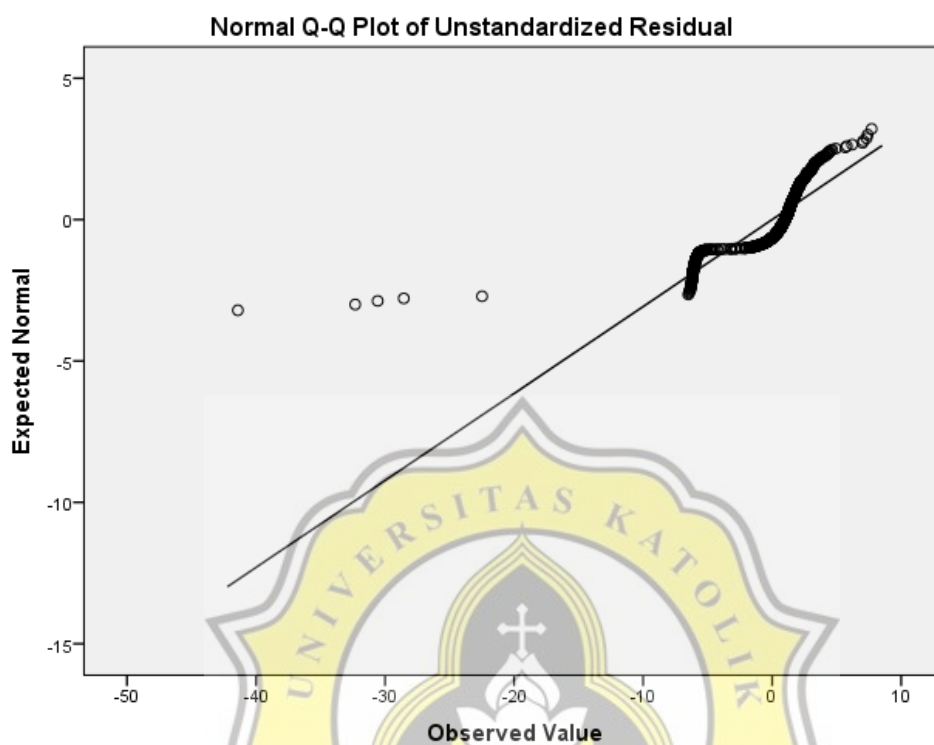
Explore

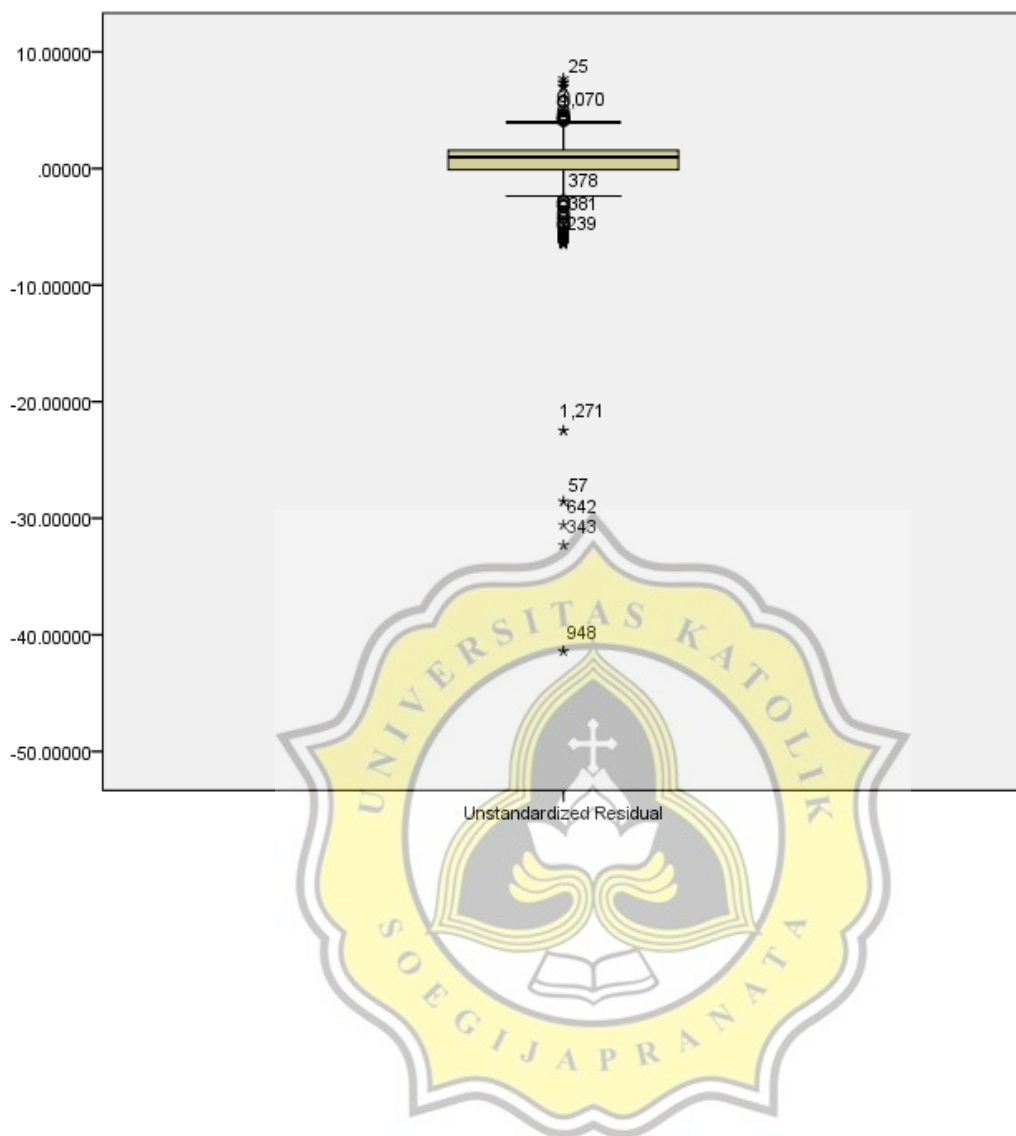
Tests of Normality

	Kolmogorov-Smirnov ^a			Shapiro-Wilk		
	Statistic	df	Sig.	Statistic	df	Sig.
Unstandardized Residual	.242	1494	.000	.663	1494	.000

a. Lilliefors Significance Correction







Lampiran 4

Hasil Uji Normalitas akhir Sesudah Lolos Uji Normalitas

Explore

Case Processing Summary

	Valid		Cases Missing		Total	
	N	Percent	N	Percent	N	Percent
	Unstandardized Residual	801	100.0%	0	0.0%	801

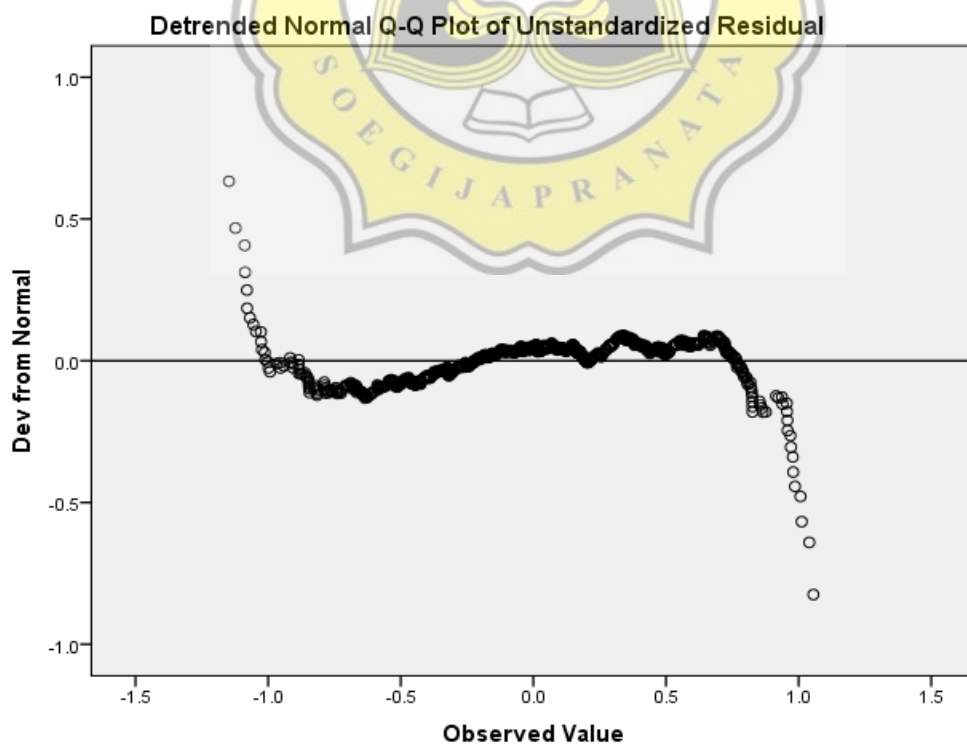
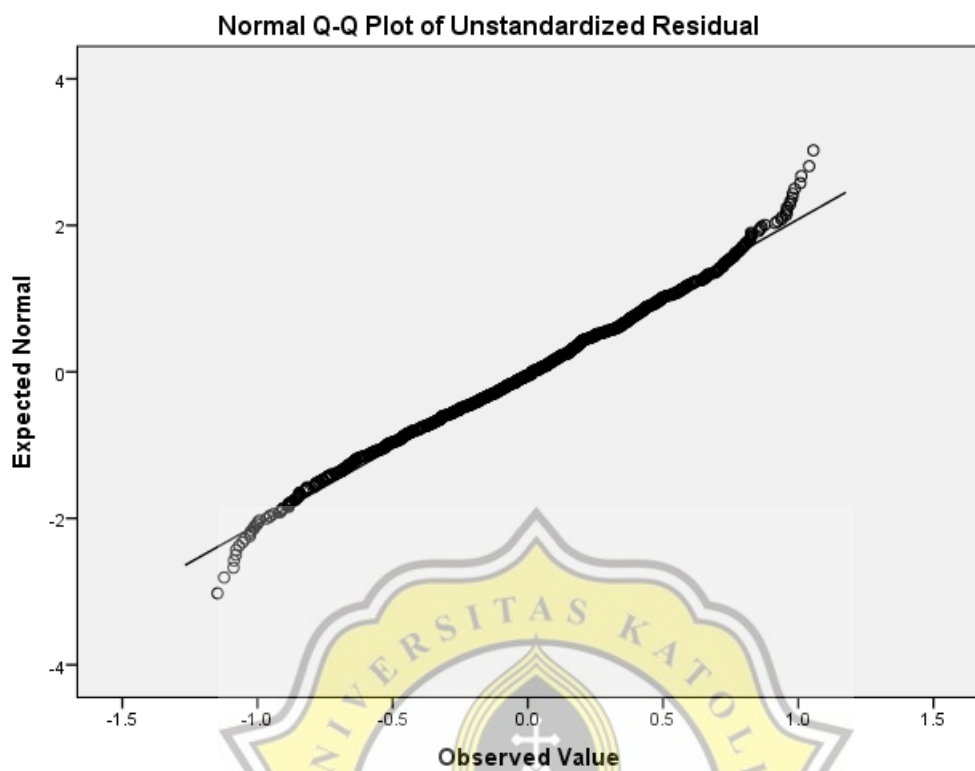
Descriptives

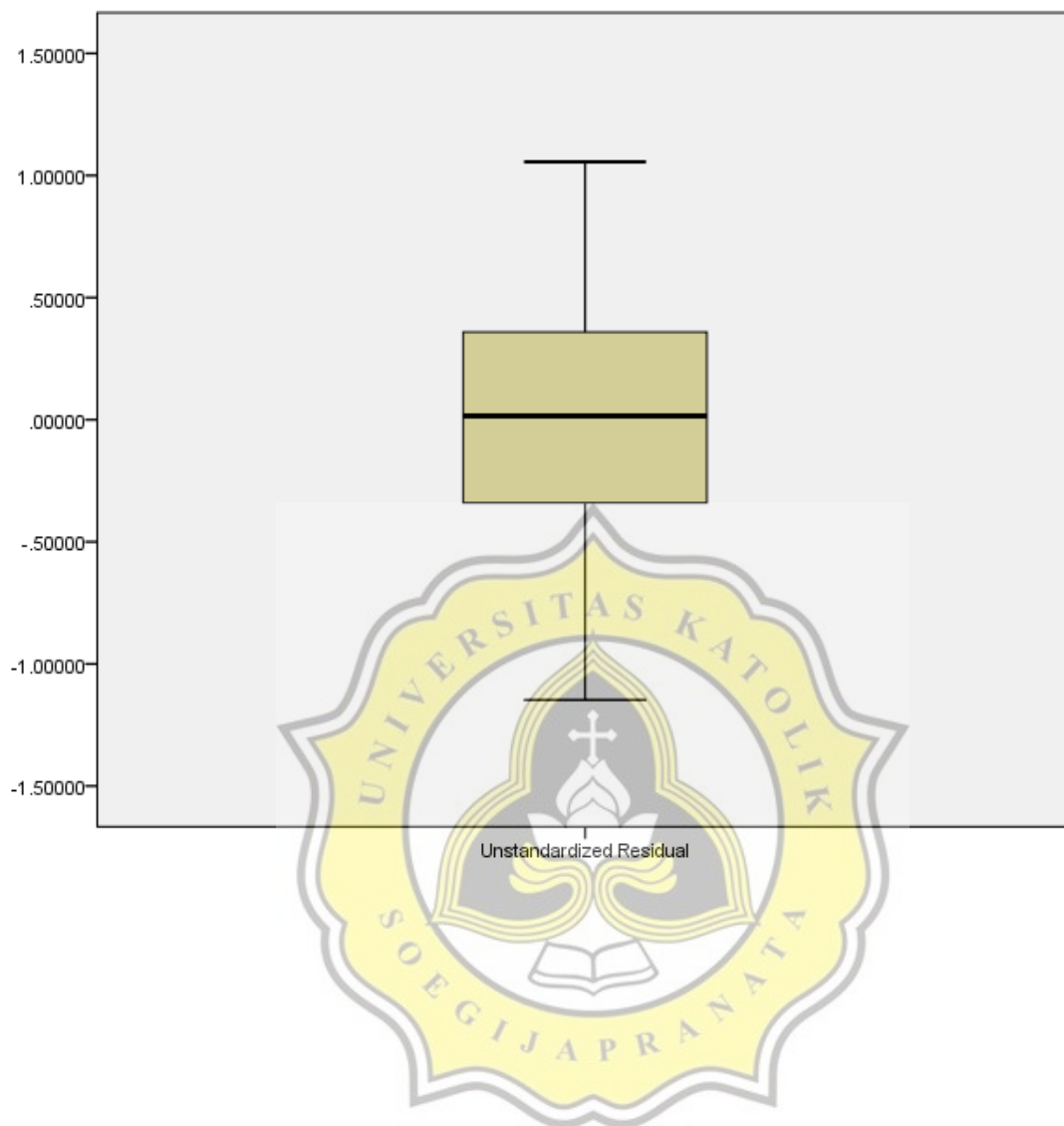
		Statistic	Std. Error	
Unstandardized Residual	Mean	.0000000	.01696099	
	95% Confidence Interval for Mean	Lower Bound	-.0332933	
		Upper Bound	.0332933	
	5% Trimmed Mean	.0040153		
	Median	.0153833		
	Variance	.230		
	Std. Deviation	.48002887		
	Minimum	-1.14780		
	Maximum	1.05584		
	Range	2.20365		
	Interquartile Range	.70225		
	Skewness	-.116	.086	
	Kurtosis	-.605	.173	

Tests of Normality

	Kolmogorov-Smirnov ^a			Shapiro-Wilk		
	Statistic	df	Sig.	Statistic	df	Sig.
Unstandardized Residual	.029	801	.143	.990	801	.000

a. Lilliefors Significance Correction





Lampiran 5

Hasil Uji Heteroskedastisitas

Regression

Variables Entered/Removed^a

Model	Variables Entered	Variables Removed	Method
1	PROFIT, SPESIALIS, TENUR, LIKUID, IND_DEW, KONSER, DELAY, LEV, SIZE ^b	.	Enter

a. Dependent Variable: ABS_RES7

b. All requested variables entered.

Model Summary^b

Model	R	R Square	Adjusted R Square	Std. Error of the Estimate
1	.142 ^a	.020	.009	.27566

a. Predictors: (Constant), PROFIT, SPESIALIS, TENUR, LIKUID, IND_DEW, KONSER, DELAY, LEV, SIZE

b. Dependent Variable: ABS_RES7

ANOVA^a

Model		Sum of Squares	df	Mean Square	F	Sig.
1	Regression	1.243	9	.138	1.817	.062 ^b
	Residual	60.105	791	.076		
	Total	61.347	800			

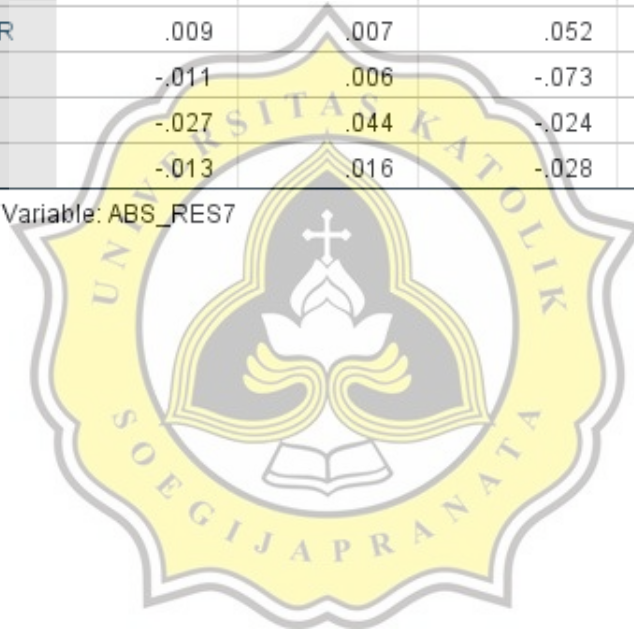
a. Dependent Variable: ABS_RES7

b. Predictors: (Constant), PROFIT, SPESIALIS, TENUR, LIKUID, IND_DEW, KONSER, DELAY, LEV, SIZE

Coefficients^a

Model		Unstandardized Coefficients		Standardized Coefficients	t	Sig.
		B	Std. Error	Beta		
1	(Constant)	.570	.179		3.179	.002
	DELAY	.001	.000	.064	1.708	.088
	LIKUID	.014	.014	.034	.947	.344
	SPECIALIS	.008	.022	.013	.363	.717
	TENUR	-.004	.007	-.022	-.619	.536
	IND_DEW	.167	.090	.068	1.860	.063
	KONSER	.009	.007	.052	1.440	.150
	SIZE	-.011	.006	-.073	-1.771	.077
	LEV	-.027	.044	-.024	-.618	.537
	PROFIT	-.013	.016	-.028	-.789	.430

a. Dependent Variable: ABS_RES7



Lampiran 6

Hasil Uji Autokolerasi dan Uji Multikolinearitas

Variables Entered/Removed^a

Model	Variables Entered	Variables Removed	Method
1	PROFIT, SPESIALIS, TENUR, LIKUID, IND_DEW, KONSER, DELAY, LEV, SIZE ^b	.	Enter

a. Dependent Variable: SPC

b. All requested variables entered.

Model Summary^b

Model	R	R Square	Adjusted R Square	Std. Error of the Estimate	Durbin-Watson
1	.171 ^a	.029	.018	.482752033	1.980

a. Predictors: (Constant), PROFIT, SPESIALIS, TENUR, LIKUID, IND_DEW, KONSER, DELAY, LEV, SIZE

b. Dependent Variable: SPC

ANOVA^a

Model		Sum of Squares	df	Mean Square	F	Sig.
1	Regression	5.565	9	.618	2.653	.005 ^b
	Residual	184.342	791	.233		
	Total	189.907	800			

a. Dependent Variable: SPC

b. Predictors: (Constant), PROFIT, SPESIALIS, TENUR, LIKUID, IND_DEW, KONSER, DELAY, LEV, SIZE

Collinearity Diagnostics^a

Model	Dimension	Eigenvalue	Condition Index	Variance Proportions										
				(Constant)	DELAY	LIKUID	SPESIALIS	TENUR	IND_DEW	KONSER	SIZE	LEV	PROFIT	
1	1	6.609	1.000	.00	.00	.00	.01	.00	.00	.00	.01	.00	.00	.00
	2	.993	2.580	.00	.00	.01	.00	.00	.00	.00	.00	.00	.00	.98
	3	.855	2.780	.00	.00	.82	.07	.00	.00	.00	.00	.00	.00	.01
	4	.644	3.203	.00	.00	.09	.82	.01	.00	.00	.00	.00	.00	.00
	5	.413	4.002	.00	.01	.03	.00	.00	.00	.00	.95	.00	.01	.00
	6	.232	5.342	.00	.00	.01	.02	.71	.00	.00	.01	.00	.18	.00
	7	.155	6.535	.00	.14	.03	.01	.19	.00	.00	.00	.00	.52	.00
	8	.065	10.067	.00	.39	.01	.01	.03	.50	.01	.00	.00	.18	.00
	9	.032	14.283	.02	.33	.00	.01	.05	.48	.02	.03	.03	.04	.00
	10	.002	64.915	.97	.13	.00	.06	.00	.00	.00	.00	.97	.07	.00

a. Dependent Variable: SPC

Residuals Statistics^a

	Minimum	Maximum	Mean	Std. Deviation	N
Predicted Value	-.66579187	.23234539	-.18520729	.083400889	801
Residual	-1.147804976	1.055841565	.000000000	.480028873	801
Std. Predicted Value	-5.762	5.007	.000	1.000	801
Std. Residual	-2.378	2.187	.000	.994	801

a. Dependent Variable: SPC

Model Summary

Model	R	R Square	Adjusted R Square	Std. Error of the Estimate
1	.171 ^a	.029	.018	.482752033

a. Predictors: (Constant), PROFIT, SPESIALIS, TENUR, LIKUID, IND_DEW, KONSER, DELAY, LEV, SIZE

ANOVA^a

Model		Sum of Squares	df	Mean Square	F	Sig.
1	Regression	5.565	9	.618	2.653	.005 ^b
	Residual	184.342	791	.233		
	Total	189.907	800			

a. Dependent Variable: SPC

b. Predictors: (Constant), PROFIT, SPESIALIS, TENUR, LIKUID, IND_DEW, KONSER, DELAY, LEV, SIZE

Coefficients^a

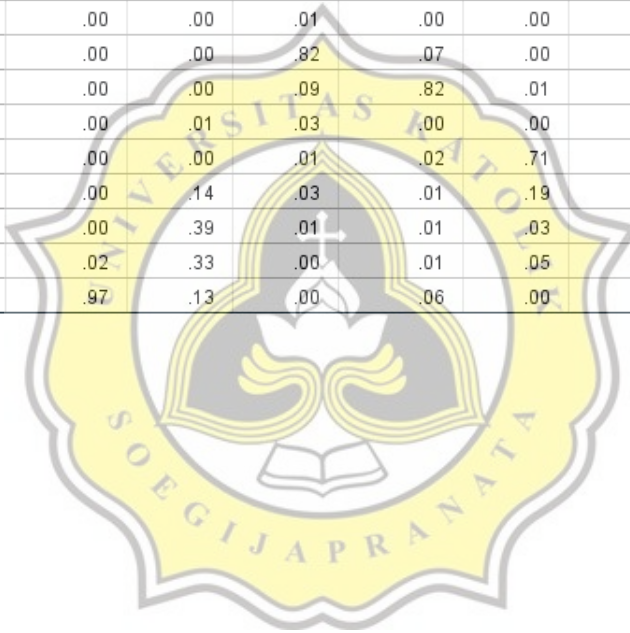
Model		Unstandardized Coefficients		Standardized Coefficients	t	Sig.	Collinearity Statistics	
		B	Std. Error	Beta			Tolerance	VIF
1	(Constant)	-.917	.314		-2.923	.004		
	DELAY	.002	.001	.082	2.195	.028	.878	1.138
	LIKUID	-.051	.025	-.073	-2.028	.043	.956	1.046
	SPESIALIS	.062	.039	.058	1.570	.117	.901	1.110
	TENUR	.024	.012	.071	2.005	.045	.979	1.021
	IND_DEW	-.125	.157	-.029	-.797	.426	.937	1.068
	KONSER	-.022	.011	-.067	-1.879	.061	.961	1.041
	SIZE	.021	.010	.082	2.013	.044	.737	1.357
	LEV	.024	.077	.012	.312	.755	.827	1.209
	PROFIT	.028	.028	.035	1.006	.315	.997	1.003

a. Dependent Variable: SPC

Collinearity Diagnostics^a

Model	Dimension	Eigenvalue	Condition Index	Variance Proportions										
				(Constant)	DELAY	LIKUID	SPESIALIS	TENUR	IND_DEW	KONSER	SIZE	LEV	PROFIT	
1	1	6.609	1.000	.00	.00	.00	.01	.00	.00	.00	.01	.00	.00	.00
	2	.993	2.580	.00	.00	.01	.00	.00	.00	.00	.00	.00	.00	.98
	3	.855	2.780	.00	.00	.82	.07	.00	.00	.00	.00	.00	.00	.01
	4	.644	3.203	.00	.00	.09	.82	.01	.00	.00	.00	.00	.00	.00
	5	.413	4.002	.00	.01	.03	.00	.00	.00	.00	.95	.00	.01	.00
	6	.232	5.342	.00	.00	.01	.02	.71	.00	.00	.01	.00	.18	.00
	7	.155	6.535	.00	.14	.03	.01	.19	.00	.00	.00	.00	.52	.00
	8	.065	10.067	.00	.39	.01	.01	.03	.50	.01	.00	.00	.18	.00
	9	.032	14.283	.02	.33	.00	.01	.05	.48	.02	.03	.00	.04	.00
	10	.002	64.915	.97	.13	.00	.06	.00	.00	.00	.97	.00	.07	.00

a. Dependent Variable: SPC



Lampiran 7

Hasil Uji Koefisien Determinasi, F, dan T

Model Summary

Model	R	R Square	Adjusted R Square	Std. Error of the Estimate
1	.171 ^a	.029	.018	.482752033

a. Predictors: (Constant), PROFIT, SPESIALIS, TENUR, LIKUID, IND_DEW, KONSER, DELAY, LEV, SIZE

ANOVA^a

Model		Sum of Squares	df	Mean Square	F	Sig.
1	Regression	5.565	9	.618	2.653	.005 ^b
	Residual	184.342	791	.233		
	Total	189.907	800			

a. Dependent Variable: SPC

b. Predictors: (Constant), PROFIT, SPESIALIS, TENUR, LIKUID, IND_DEW, KONSER, DELAY, LEV, SIZE

Coefficients^a

Model		Unstandardized Coefficients		Standardized Coefficients	t	Sig.
		B	Std. Error	Beta		
1	(Constant)	-.917	.314		-2.923	.004
	DELAY	.002	.001	.082	2.195	.028
	LIKUID	-.051	.025	-.073	-2.028	.043
	SPESIALIS	.062	.039	.058	1.570	.117
	TENUR	.024	.012	.071	2.005	.045
	IND_DEW	-.125	.157	-.029	-.797	.426
	KONSER	-.022	.011	-.067	-1.879	.061
	SIZE	.021	.010	.082	2.013	.044
	LEV	.024	.077	.012	.312	.755
	PROFIT	.028	.028	.035	1.006	.315

a. Dependent Variable: SPC



6.81% PLAGIARISM APPROXIMATELY

0.15% IN QUOTES

Report #9862166

BAB I PENDAHULUAN Latar Belakang Pasar modal telah menjadi bagian penting dalam perekonomian dunia. Hal itu dikarenakan pasar modal merupakan salah satu sumber kemajuan kegiatan perekonomian di suatu negara. Pasar modal memiliki instrumen-instrumen keuangan yang diperjual-belikan gunanya sebagai sarana pendanaan bagi perusahaan maupun masyarakat ADDIN (UU Pasar Modal No 8, 1995). Instrumen-instrumen keuangan tersebut diantaranya adalah obligasi, saham, reksa dana, dan lain-lain. Kegunaan pasar modal inilah yang digunakan sebagai sarana investasi dalam menghasilkan dana yang dibutuhkan tersebut. Salah satu produk pasar modal yang paling diminati adalah saham. Penerbitan saham digunakan perusahaan untuk meningkatkan arus dana perusahaan dan sebagai pilihan investor karena dapat memberikan keuntungan ADDIN (BEI, 2018). Atas dasar dihasilkannya keuntungan tersebut, investor harus lebih teliti dan pandai untuk mengelolanya. Salah satu hal yang perlu diperhatikan investor dalam melakukan investasi adalah pergerakan sahamnya ADDIN (Agustina & Sumartio, 2014). Dalam kegiatan perdagangan saham ini, investor harus memperhatikan pergerakan harga saham perusahaan yang sedang diinvestasikan atau hendak diinvestasikan.. Harga saham dapat berubah sewaktu-waktu, bisa mengalami kenaikan maupun penurunan. Perubahan harga