

LAMPIRAN PENCIPTA

No	Nama	Alamat
1	Dr. Dra. Ekawati Marhaenny Dukut, M.Hum	Jl. Delima IV/ 34, Jambusari Indah, Krajan, RT 009/ RW 065, Kel. Wedomartani, Kec. Ngemplak, Sleman
2	Dra. Cecilia Titiek Murniati, MA.,Ph.D	Jl. Pandan Hijau II Blok B No. 38 RT 003/RW 009, Kel Mangunharjo, Kec Tembalang
3	Albertus Dwi Yoga Widianoro, M.Kom	Griya Sekar Gading Blok C No. 8 RT 004/RW 003, Kel Kalisegoro, Kec Gunung Pati





# 1 PLAY GUIDE TOMMY & POKINA TOEFL-Like Game

## TOMMY & POKINA TOEFL Like Game

Ekawati Marhaenny Dikut, Cecilia Titiek Murniati, Albertus Dwiyoga Widiartoro  
Fzd. of Language & Arts Fac. Computer Science, Soegijapranata Catholic  
University, Semarang, Indonesia  
National Research Strategy (Hibah PSNI) ©2018

- In the Listening section, users will be given instructions how to do the listen to the story and do the exercises. To start, they have to click the Listening button. The following images are the displays users will see in the Listening section. After listening to the story, users can start doing the exercises by clicking the Listening button. Users are given 5 minutes to do the exercises.

3



5a

5b


- Use back and next buttons to go back to the previous questions or go to the next questions.
- Click Finish when done.

- Click Reading menu and you will see the following image. For the Reading section, Tommy and Pokina have a different way of playing



4

- In order to do the exercises in the Reading section, for Pokina users have to answer multiple choice questions from the Reading passage in 10 minutes. To read Reading passage, users have to click the READ button on the top right corner as shown on these images below. To close the Reading passage, click the X button. One the Reading passage is close, users will be given reading exercises. Use back and next buttons to go back to the previous questions or go to the next questions. Click FINISH when done.



Click for read



Close

Tommy & Pokina is a mobile educational game to learn English. It has two stories that focus on vegetables.

**Note: Use headphones for better audio quality**

### How to Play

- Install Tommy & Pokina application on Google Play in your mobile phone.
- Once it is installed, open the application and you will see the display below:

2



1

3

- Users need to choose one of the two stories of Tommy and Pokina. The following images are the display users will see when they are about to choose which story to play.
- After users select the story they want to play, they will see a list of menu consisting of Listening, Reading, Writing, and Speaking. They will play the game in order starting from Listening since all other exercises are based on a story in the Listening section. Once users finish a section, a check will appear.



5

6

7

8



Symbol Check List



- 6b). In Tommy, users are required to complete sentences by choosing the most appropriate words in ten minutes. Click FINISH when done. Below is the image showing the Reading exercises in Tommy.

5



7. In the Writing section, users have to answer the exercises by retyping the recipe with their own words based on the video in the listing section. Users will be given 20 minutes to finish the recipe. Click FINISH when done. To read the ingredients, users can click QUESTION button and click CLOSE to exit. The following images are the display of the Writing section.




Read Recipe


Type Here



8. Click SPEAKING menu to start the Speaking section. In this section users have to click RECORD button to start recording and describing the characters in ten minutes. Click STOP button to finish recording and save the record. If users cannot finish the description within the time limit, the recording will stop and save the record automatically. Below are the images of the speaking section.



Record



Stop

9. After clicking the STOP button, users will be directed automatically to report page. Users will be able to see which section has been completed.

6



Back

10. In order to see the result of the quiz, users have to click the BACK button. They will be directed to the home page. Users have to click "SEE REPORT NOW."

7



11. Fill in the passwords and click FINNISH. The images below show the display when users have clicked the FINISH button.

\*Password : sepenuhati



11a

Button Reset



11b

17. Click REPORT POKINA or REPORT TOMMY to see the result. Click (X) to close.



3. Click RESET to reset the game, on picture 11b.

4. Once the game is reset, users will be able to replay the game.

8



15. The UPLOAD button will be used to upload the report. Users need the Internet connection to upload the report.

THE RESULT OF THE SPEAKING TEST MUST BE SENT MANUALLY FROM THE MOBILE PHONE/ ANDROID TO [ekawati@unika.ac.id](mailto:ekawati@unika.ac.id) BY WRITING THE SUBJECT: POKINA/ TOMMY GAME APP. PLEASE FOLLOW THE INSTRUCTIONS:

1. Click explore
2. Click internal storage
3. Click data
4. Find com.Penelitian Tommy Pokina, then click 2x
5. The speaking data is recorded in a folder named FII FS.

9

1.



4.

From Penelitian Tommy Pokina, then click 2x

11



5.

The speaking data recorded in a folder named FII FS.



10

2.



12

3.

