

LAMPIRAN I

KUESIONER



LAMPIRAN KUESIONER

Dengan hormat,

Saya peneliti dari Universitas Katolik Soegijapranata sedang melakukan sebuah riset mengenai pengaruh status sosial ekonomi, pengalaman belajar, keyakinan diri, dan ekspektasi hasil terhadap tujuan menjadi CPA. Saya ingin mengetahui persepsi anda mengenai faktor-faktor yang mempengaruhi tujuan dalam menjadi CPA. Setiap informasi yang didapatkan dari kuesioner ini hanya untuk kepentingan riset yang sedang dilakukan dan tidak berdampak apapun bagi anda, saya juga menjamin kerahasiaan informasi yang anda tuliskan dalam kuesioner ini. Pada akhirnya saya mengucapkan terima kasih atas partisipasinya dalam pengisian kuesioner ini.

Petunjuk Pengisian :

I. Isilah data diri anda di bawah ini.

Nama :(Boleh Tidak Diisi)
Jenis Kelamin :
Universitas :
Akreditasi Progd :
Angkatan :

Menurut Anda, profesi apakah yang membutuhkan sertifikasi CPA?

- Akuntan Internal Perusahaan
- Akuntan Publik
- Akuntan Manajemen
- Akuntan Sistem

- II. Isilah pernyataan dibawah ini dengan kondisi yang sebenarnya dengan memberikan tanda ✓ pada salah satu jawaban dibawah.

Pernyataan Keyakinan Diri (*Self Efficacy*)

	Sangat Tidak Setuju	Tidak Setuju	Netral	Setuju	Sangat Setuju
Saya akan dapat mencapai sebagian besar tujuan yang saya tetapkan untuk diri sendiri					
Saya yakin dapat menyelesaikannya ketika menghadapi tugas yang sulit					
Secara umum, saya berpikir bawa saya dapat memperoleh hasil yang penting bagi saya					
Saya percaya saya dapat berhasil dalam beberapa hal yang ingin saya capai					
Saya dapat mengatasi banyak tantangan yang menghadang					
Saya yakin bahwa saya dapat bekerja efektif pada tugas - tugas yang berbeda					
Saya dapat menyelesaikan tugas dengan baik dibandingkan orang lain					
Ketika menghadapi hal-hal yang penuh tantangan, saya bisa menyelesaikannya dengan baik					

Pernyataan Ekspektasi Hasil (*Outcome expectations*)

Dibawah ini adalah ketika anda menetapkan tujuan mengambil sertifikasi CPA

	Sangat Tidak Penting	Tidak Penting	Netral	Penting	Sangat Penting
Pendapatan yang lebih tinggi					
Keamanan kerja					
Potensi promosi					
Status dan kehormatan					
Hasil kerja yang menarik					
Independensi pekerjaan					
Tantangan pekerjaan					

Berapa persentase kemungkinan bahwa anda akan mengambil sertifikasi CPA?

	0% - 20%	21% - 40%	41% - 60%	61% - 80%	81% - 100%
Kemungkinan mengambil CPA					

Pernyataan *Learning Experience*

	Sangat Tidak Setuju	Tidak Setuju	Netral	Setuju	Sangat Setuju
Saya bekerja dengan suatu hal yang menarik					
Saya mempelajari beberapa bagian dalam mata kuliah secara lebih mendalam					
Saya bisa belajar dengan mencoba ide-ide yang saya miliki					
Proses pembelajaran yang menantang membuat saya terpacu					
Saya merasakan kebersamaan dengan orang lain dalam proses pembelajaran					
Suasana di dalam kelas terbuka dan inklusif					
Hasil yang diharapkan dari proses belajar membantu saya untuk memahami apa yang harus saya capai					
Saya mengerti bagaimana kelas diselenggarakan dan apa yang harus saya lakukan					

	Sangat Tidak Setuju	Tidak Setuju	Netral	Setuju	Sangat Setuju
Saya mengerti apa yang dibicarakan oleh guru					
Saya bisa belajar dari contoh- contoh konkret yang berkaitan					
Saya memahami konsep utama yang disampaikan dalam pembelajaran					
Aktivitas dalam proses belajar mengajar membantu saya untuk mencapai hasil yang diharapkan					
Saya mengerti apa yang harus dipelajari agar mendapatkan nilai yang diinginkan					
Saya mendapatkan tolak ukur yang membantu saya dalam melihat perkembangan diri saya					
Saya bisa berlatih dan membuat diri saya berkembang tanpa dinilai					
Penilaian pada kelas berlangsung adil dan jujur					

	Sangat Tidak Setuju	Tidak Setuju	Netral	Setuju	Sangat Setuju
Latar belakang saya dalam pengetahuan cukup untuk mengikuti kelas					
Saya secara teratur menghabiskan waktu untuk merenungkan apa yang saya pelajari					
Saya bisa belajar dengan cara yang saya anggap cocok untuk diri saya					
Saya memiliki kesempatan untuk memilih apa yang harus saya lakukan					
Saya bisa belajar dengan berkerja sama dan berdiskusi dengan orang lain					
Saya bisa mendapatkan dukungan jika saya membutuhkannya					

III. Berilah tanda X pada pernyataan dibawah ini sesuai dengan kondisi anda yang sebenarnya.

Pernyataan Status Sosial Ekonomi :

1 Pendidikan terakhir ayah Anda :

1.SD/MI/Sederajad

2.SMP/MTs/Sederajad

- 3.SMA/SMK/MA/Sederajad
- 4.Perguruan Tinggi
- 2 Apakah ayah Anda pernah mengikuti kursus?
 1. Tidak pernah kursus
 2. Pernah, lamanya pendidikan kurang dari 6 bulan
 3. Pernah, lamanya pendidikan antara 6 bulan sampai 1 tahun
 4. Pernah, lamanya pendidikan lebih dari 1 tahun
- 3 Pendidikan terakhir ibu Anda :
 1. SD/MI/Sederajad
 2. SMP/MTs/Sederajad
 3. SMA/SMK/MA/Sederajad
 4. Perguruan Tinggi
- 4 Apakah ibu Anda pernah mengikuti kursus?
 1. Tidak pernah kursus
 2. Pernah, lamanya pendidikan kurang dari 6 bulan
 3. Pernah, lamanya pendidikan antara 6 bulan sampai 1 tahun
 4. Pernah, lamanya pendidikan lebih dari 1 tahun
- 5 Berapakah jumlah orang yang lulusan perguruan tinggi di lingkungan keluarga besar anda:
 1. Tidak ada
 2. Antara 1 sampai 2 orang
 3. Antara 2 sampai 4 orang
 4. Antara 4 sampai 5 orang
- 6 Berkaitan dengan pekerjaan orang tua Anda, penghasilan rata-rata per bulan yang di terima orang tua Anda :
 1. < Rp. 1.000.000,00
 2. Rp. 1.000.000,00 – Rp.2.000.000,00
 3. Rp. 2.000.000,00 – Rp.3.000.000,00
 4. Rp. 3.000.000,00/ lebih
- 7 Kendaraan yang di gunakan orang tua Anda utuk bekerja dan bepergian adalah :

1. Bersepeda
 2. Menggunakan angkutan umum
 3. Menggunakan sepeda motor
 4. Menggunakan mobil
- 8 Barang elektronik yang dimiliki orang tua Anda :
1. Tidak ada
 2. Televisi
 3. Televisi, radio
 4. Kulkas, televisi, radio
- 9 Apa sumber penerangan utama di rumah Anda :
1. Bukan listrik
 2. Listrik PLN tanpa meteran (menyalur tetangga)
 3. Listrik PLN 450 watt
 4. Listrik PLN 900 watt/lebih
- 10 Kekayaan lain yang dimiliki yang nilainya lebih dari Rp. 5.000.000,00 :
1. Tidak ada
 2. Tabungan atau emas
 3. Tabungan dan emas
 4. Tabungan, deposito dan emas
- 11 Fasilitas yang disediakan orang tua Anda dalam mendukung proses belajar Anda adalah :
1. Buku dan alat tulis
 2. Buku, alat tulis dan meja belajar
 3. Buku, alat tulis, meja belajar dan komputer/laptop
 4. Buku, alat tulis, meja belajar, komputer/laptop dan internet (modem/wifi)
- 12 Jenis rumah yang di tempati keluarga Anda:
1. Bambu
 2. Kayu
 3. Semi Permanen
 4. Permanen

13 Tipe atau ukuran berapakah rumah yang ditempati keluarga anda?

1. Tipe 21 (luas bangunan 21m²)
2. Tipe 45 (luas bangunan 45m²)
3. Tipe 60 (luas bangunan 60m²)
4. Lebih dari 60m²

14 Lantai dasar utama rumah yang di tempati keluarga Anda :

1. Tanah
2. Semen/batu bata
3. Ubin/tegel
4. Keramik/marmer/granit

15 Terbuat dari apa atap Rumah keluarga Anda:

1. Seng
2. Asbes
3. Genteng biasa
4. Genteng press/beton



LAMPIRAN II

DATA

RESPONDEN



Data Umum Responden

Timestamp	Nama	JK	Universitas	NIM	Akreditasi	Angkatan	Profesi butuh CPA ?
4/1/2019 18:48:20	Feren Eloysa	Wanita	Universitas Katolik Soegijapranata	15.G1.0089	A	2015	Akuntan Publik
4/1/2019 19:23:12	Alma	Wanita	Universitas Katolik Soegijapranata	17.G1.0082	A	2017	Akuntan Publik
4/1/2019 19:47:26	Iriene Dyah Ayu	Wanita	Universitas Katolik Soegijapranata	15.G1.0163	A	2015	Akuntan Publik
4/1/2019 20:00:01	Paulina	Wanita	Universitas Katolik Soegijapranata	16.G1.0083	A	2016	Akuntan Publik
4/1/2019 20:01:18	Ang Citra	Wanita	Universitas Katolik Soegijapranata	16.G1.0078	A	2016	Akuntan Publik
4/1/2019 20:01:43	Velinda	Wanita	Universitas Katolik Soegijapranata	17.G1.0097	A	2017	Akuntan Publik
4/1/2019 20:40:18	Agnes Ajeng	Wanita	Universitas Katolik Soegijapranata	18.G1.0065	A	2018	Akuntan Publik
4/1/2019 21:52:11	Thio yoshua	Pria	Universitas Katolik Soegijapranata	16.G1.0067	A	2016	Akuntan Publik
4/1/2019 22:03:55	Helen	Wanita	Universitas Katolik Soegijapranata	18.G1.0020	A	2018	Akuntan Internal Perusahaan
4/1/2019 22:04:32	Devani	Wanita	Universitas Katolik Soegijapranata	18.G1.0104	A	2018	Akuntan Publik
4/1/2019 22:05:34	Tan, Michael Tantyo M	Pria	Universitas Katolik Soegijapranata	15.G1.0090	A	2015	Akuntan Publik
4/1/2019 22:05:50	Daniel Christ Parsaulian Pa	Pria	Universitas Katolik Soegijapranata	18.G1.0172	A	2018	Akuntan Internal Perusahaan
4/1/2019 22:06:01	Ardinta	Wanita	Universitas Katolik Soegijapranata	18.G1.0091	A	2018	Akuntan Publik
4/1/2019 22:08:26	Yohanes Pungky Wicakson	Pria	Universitas Katolik Soegijapranata	17.G1.0194	A	2017	Akuntan Publik
4/1/2019 22:09:50	Jessica s	Wanita	Universitas Katolik Soegijapranata	18.G1.0089	A	2018	Akuntan Publik
4/1/2019 22:10:17	Anggun Febri Fitriana	Wanita	Universitas Semarang	B231.16.0084	B	2016	Akuntan Publik
4/1/2019 22:15:23	Ellyana Jihan Afriarti	Wanita	STIE Dharmaputra Semarang	18122626	B	2018	Akuntan Publik
4/1/2019 22:17:02	Anas	Wanita	Universitas Semarang	B.231.16.0228	B	2016	Akuntan Internal Perusahaan
4/1/2019 22:23:43	mega dwi s	Wanita	Universitas Islam Sultan Agung	301401506225	A	2015	Akuntan Publik
4/1/2019 22:20:35	Aldrino Keenan	Pria	Universitas Katolik Soegijapranata	15.G1.0181	A	2015	Akuntan Publik
4/1/2019 22:35:04	Jessia Iila	Wanita	Universitas Islam Sultan Agung	31401506***	A	2015	Akuntan Publik
4/1/2019 22:35:33	Lilyana	Wanita	Universitas Katolik Soegijapranata	18.G1.0084	A	2018	Akuntan Internal Perusahaan
4/1/2019 22:37:13	Oscar Lukito	Pria	Universitas Katolik Soegijapranata	18.G1.0046	A	2018	Akuntan Internal Perusahaan
4/1/2019 23:10:17	angel	Wanita	Universitas Katolik Soegijapranata	18.G1.0109	A	2018	Akuntan Publik
4/1/2019 23:14:56	Liem Yohanes Leonard Har	Pria	Universitas Katolik Soegijapranata	18.G1.0096	A	2018	Akuntan Publik
4/2/2019 14:48:04	dita amanda putri	Wanita	Universitas Katolik Soegijapranata	18.G1.0151	A	2018	Akuntan Publik
4/2/2019 7:53:57	Cindy Lisa Vanessa	Wanita	Universitas Katolik Soegijapranata	18.G1.0144	A	2018	Akuntan Publik
4/2/2019 7:55:14	Rahel	Wanita	Universitas Katolik Soegijapranata	18.G1.0213	A	2018	Akuntan Publik
4/2/2019 9:00:38		Wanita	STIE Dharmaputra Semarang	17122584	B	2017	Akuntan Publik
4/2/2019 9:14:05	Valencia Antoni	Wanita	Universitas Diponegoro	12030118120048	A	2018	Akuntan Publik
4/2/2019 9:22:03	Bayu Susantj	Wanita	STIE Dharmaputra Semarang	18.12.2616	B	2018	Akuntan Publik
4/2/2019 9:36:01	Paulus Yohanes Sula P.A	Pria	Universitas Katolik Soegijapranata	18.G1.0037	A	2018	Akuntan Internal Perusahaan
4/2/2019 10:24:59	Tito Abdilla	Pria	Universitas Semarang	B.211.15.0103	B	2015	Akuntan Publik
4/2/2019 10:32:43	Herlina	Wanita	Universitas Katolik Soegijapranata	17.G1.0131	A	2017	Akuntan Publik
4/2/2019 11:10:35	Aurellia Putri Sanjaya	Wanita	Universitas Diponegoro	12030118130142	A	2018	Akuntan Publik
4/2/2019 13:05:10	Natasha Varcarel P	Wanita	Universitas Katolik Soegijapranata	17.G1.0059	A	2017	Akuntan Publik
4/2/2019 13:34:59	Amadea Prajna P.	Wanita	Universitas Katolik Soegijapranata	16.G1.0102	A	2016	Akuntan Sistem
4/2/2019 13:49:34	Fania Auberta	Wanita	Universitas Katolik Soegijapranata	16.G1.0086	A	2016	Akuntan Manajemen
4/2/2019 13:59:05	Mesi	Wanita	Universitas Katolik Soegijapranata	16.G1.0108	A	2016	Akuntan Publik
4/2/2019 14:59:12	Angela Lita Wibowo	Wanita	Universitas Dian Nusw antoro	B12.2016.03060	A	2016	Akuntan Publik
4/2/2019 15:38:29	Suci trisna riadini	Wanita	Universitas Dian Nusw antoro	B12.2016.03084	A	2016	Akuntan Publik
4/2/2019 15:39:25	Losya	Wanita	Universitas Dian Nusw antoro	B12.2016.03268	A	2016	Akuntan Publik
4/2/2019 15:39:31	Angela Nita Wibowo	Wanita	Universitas Dian Nusw antoro	B12.2016.03070	A	2016	Akuntan Publik
4/2/2019 15:48:00	Eryaw an Nanda Pratama	Pria	Universitas Dian Nusw antoro	B12.2016.03056	A	2016	Akuntan Publik
4/2/2019 19:11:20	Yusarisna Sofiani	Wanita	Universitas Dian Nusw antoro	B12.2016.03083	A	2016	Akuntan Publik
4/2/2019 21:47:48	Lucia Linear Anggraeni	Wanita	Universitas Diponegoro	12030115130200	A	2015	Akuntan Publik
4/3/2019 7:07:12	Maria Widi Hapsari	Wanita	Universitas Diponegoro	12030115120023	A	2015	Akuntan Publik
4/3/2019 7:33:23	Niza	Wanita	Universitas Diponegoro	12030115120045	A	2015	Akuntan Publik

Timestamp	Nama	JK	Universitas	NIM	Akreditasi	Angkatan	Profesi butuh CPA ?
4/3/2019 7:34:23	Vanda	Wanita	Universitas Diponegoro	12030115130195	A	2015	Akuntan Publik
4/3/2019 9:36:11	Ayu Ariyani	Wanita	Universitas Katolik Soegijapranata	16.g1.0006	A	2016	Akuntan Publik
4/3/2019 9:44:04	Ezaak	Wanita	Universitas Katolik Soegijapranata	15.G1.0106	A	2015	Akuntan Publik
4/3/2019 14:30:47	Damar Daru Sukmaji	Pria	Universitas Diponegoro	12030115140161	A	2015	Akuntan Publik
4/3/2019 14:34:35	Anggi	Wanita	Universitas Diponegoro	12030115120054	A	2015	Akuntan Publik
4/3/2019 14:43:20	Mutia	Wanita	Universitas Diponegoro	12030115130203	A	2015	Akuntan Publik
4/3/2019 16:59:03	Ivan	Pria	Universitas Diponegoro	12030115130111	A	2015	Akuntan Publik
4/3/2019 18:25:14	Lulu	Wanita	Universitas Diponegoro	17	A	2015	Akuntan Publik
4/3/2019 19:09:45		Wanita	Universitas Dian Nuswantoro	B12.2016.03065	A	2016	Akuntan Publik
4/3/2019 19:18:24		Wanita	Universitas Dian Nuswantoro	B12.2016.0350	A	2016	Akuntan Publik
4/3/2019 21:50:40	Jessica Chandra	Wanita	Universitas Diponegoro	12030116130100	A	2016	Akuntan Publik
4/3/2019 22:36:13		Wanita	Universitas Dian Nuswantoro	B12.2016.03071	A	2016	Akuntan Publik
4/4/2019 11:05:48	Siti Nurul Koriah	Wanita	UNAKI	122150004	B	2015	Akuntan Publik
4/4/2019 11:08:43	Debby	Wanita	UNAKI	122150002	B	2015	Akuntan Publik
4/6/2019 19:16:38	Intan	Wanita	Universitas Stikubank Semarang	0138	A	2018	Akuntan Publik
4/8/2019 11:53:10	Winda Rizki Ayuningrum	Wanita	Universitas Negeri Semarang	7211417078	A	2017	Akuntan Internal Perusahaan
4/8/2019 11:55:01	Dian Maya Sagita	Wanita	Universitas Negeri Semarang	7211415032	A	2015	Akuntan Publik
4/8/2019 12:21:47	Maratul Arifah	Wanita	Universitas Negeri Semarang	7211417151	A	2017	Akuntan Publik
4/8/2019 13:15:33	Nur syaadah septining wu	Wanita	Universitas Negeri Semarang	72114115024	A	2015	Akuntan Publik
4/8/2019 13:39:02	Rani	Wanita	Universitas Katolik Soegijapranata	15.G1.0202	A	2015	Akuntan Publik
4/9/2019 20:06:18	Kamal	Pria	Universitas Semarang	b.211.16.0053	B	2016	Akuntan Publik
4/9/2019 20:16:36	Miracle Verellia	Wanita	Universitas Semarang	B.231.18.0328	B	2018	Akuntan Publik
4/9/2019 20:19:51	Tika agustia ratnasari	Wanita	Universitas Semarang	B.231.18.0334	B	2017	Akuntan Publik
4/9/2019 20:28:17	Arum dwi widowo	Pria	Universitas Semarang	B.231.18.0345	B	2018	Akuntan Sistem
4/9/2019 20:57:52	Rena rizky septiana	Wanita	Universitas Semarang	B.231.18.0317	B	2018	Akuntan Internal Perusahaan
4/11/2019 17:25:11	Nafilatun	Wanita	Universitas Negeri Semarang	7211415158	A	2015	Akuntan Publik
4/12/2019 10:12:00	Liya Septianingsih	Wanita	Universitas Negeri Semarang	7211415025	A	2015	Akuntan Publik
7/3/2019 15:28:21	Putri wijayanti	Wanita	Universitas Semarang	B.231.17.0063	B	2017	Akuntan Publik
7/3/2019 15:29:41	Vio Shavira	Wanita	Universitas Semarang	B.231.17.0233	B	2017	Akuntan Publik
7/3/2019 15:41:35	Vita Sari Dewi	Wanita	Universitas Semarang	B.232.17.0097	B	2017	Akuntan Internal Perusahaan
7/3/2019 15:54:09	Nadya	Wanita	Universitas Semarang	B.231.17.0040	B	2017	Akuntan Publik
7/3/2019 15:55:53	Wulan Catur	Wanita	Universitas Semarang	B.231.17.0159	B	2017	Akuntan Publik
7/3/2019 16:17:11	Nur Lita Mei Lestari	Wanita	Universitas Semarang	B.231.17.0010	B	2017	Akuntan Publik
7/3/2019 17:44:44	Liem alicia dewi	Wanita	Universitas Semarang	B.231.16.0507	A	2016	Akuntan Sistem
7/3/2019 19:13:44	Fransisa Dyah Kartikasari	Wanita	Universitas Semarang	B.231.18.0041	B	2018	Akuntan Publik
7/3/2019 22:15:36	Rissa lailatus sofa	Wanita	STIE Bank BPD Jateng	11170822	B	2017	Akuntan Publik
7/3/2019 22:21:26	Nesya	Wanita	STIE Bank BPD Jateng	11170808	B	2017	Akuntan Publik
7/3/2019 22:29:49	Sartika yuliana tiwan	Wanita	STIE Bank BPD Jateng	11170735	B	2017	Akuntan Publik
7/3/2019 22:44:08	Enggar Agustin	Wanita	STIE Bank BPD Jateng	11180899	B	2018	Akuntan Publik
7/3/2019 22:48:49	Najunda Rizquna Faristi	Wanita	STIE Bank BPD Jateng	11180926	B	2018	Akuntan Publik
7/3/2019 23:37:34	Axel	Pria	Universitas Stikubank Semarang	17.05.52.0010	A	2017	Akuntan Publik
7/4/2019 19:17:53	vivin prasetiyani	Wanita	Universitas Muhammadiyah Semarang	E2B016043	B	2016	Akuntan Internal Perusahaan
7/4/2019 19:21:29	Ade Riskia Effendy	Wanita	Universitas Muhammadiyah Semarang	E2B016056	B	2016	Akuntan Publik
7/7/2019 7:41:22	Dyta Sandy Paramita	Wanita	Universitas Semarang	B.231.16.0527	B	2016	Akuntan Publik
7/10/2019 18:11:17	Geovanny Rizky Yoga	Pria	Universitas Katolik Soegijapranata	17.G1.0173	A	2017	Akuntan Internal Perusahaan
7/10/2019 19:51:51	Risang Kusumo Walkito	Wanita	Universitas Islam Sultan Agung	31401505872	A	2015	Akuntan Publik
7/10/2019 19:58:53	Adri Taufik Reynaldi	Pria	Universitas Islam Sultan Agung	3140150879	A	2015	Akuntan Publik
7/10/2019 20:09:16	Toni Asriono	Pria	Universitas Islam Sultan Agung	31401506145	A	2016	Akuntan Publik
7/10/2019 20:19:50		Wanita	Universitas Islam Sultan Agung	31401506164	A	2016	Akuntan Publik

Timestamp	Nama	JK	Universitas	NIM	Akreditasi	Angkatan	Profesi butuh CPA ?
7/11/2019 15:29:39	Claudia Raynera	Wanita	Universitas 17 Agustus 1945 (UNTA	161003622010442	B	2016	Akuntan Publik
7/11/2019 15:53:24	Asti azkiyah rahmi	Wanita	Universitas 17 Agustus 1945 (UNTA	161003622010471	B	2016	Akuntan Publik
7/11/2019 19:43:35	Alfian Fakhri Fauzi	Pria	Universitas Stikubank Semarang	17.05.52.0198	A	2017	Akuntan Publik
7/11/2019 21:44:12	Ardila Shintya Ningrum	Wanita	Universitas Wahid Hasyim	161020078	B	2016	Akuntan Publik
7/15/2019 14:39:59	Alvina rahmania putri	Wanita	STIE Widya Manggala	1820023	B	2018	Akuntan Manajemen
7/15/2019 14:45:38	Ari Widayanti	Wanita	STIE Widya Manggala	1820022	B	2018	Akuntan Manajemen
7/15/2019 15:48:16	Aprilia dw i purw ani	Wanita	STIE Widya Manggala	1820031	A	2018	Akuntan Manajemen
7/15/2019 17:28:31	Dania Adelia Shavila	Wanita	Universitas Islam Negeri Walisongo	1805046043	B	2018	Akuntan Publik
7/15/2019 17:40:58	Khayati	Wanita	Universitas Islam Negeri Walisongo	1805046048	B	2018	Akuntan Publik
7/15/2019 17:46:00	Maulida Zakiiyyatul Ulya	Wanita	Universitas Islam Negeri Walisongo	1805046097	B	2018	Akuntan Publik
7/15/2019 17:48:55	Shofia aldzihni	Wanita	Universitas Negeri Semarang	1805046015	B	2018	Akuntan Publik
7/15/2019 17:50:46	Anisa Setyana	Wanita	Universitas Islam Negeri Walisongo	1805046113	B	2018	Akuntan Internal Perusahaan
7/15/2019 17:56:11	Muhammad amin muzaki	Pria	Universitas Negeri Semarang	1805046031	A	2018	Akuntan Publik
7/15/2019 19:31:24	Arief	Pria	Universitas Islam Sultan Agung	31401506035	A	2015	Akuntan Publik
7/18/2019 17:23:32		Wanita	Universitas Semarang	B231170240	B	2017	Akuntan Publik
7/18/2019 17:32:52	Achmad Fajar	Pria	Universitas Semarang	B231170253	B	2017	Akuntan Publik
7/18/2019 17:44:55	Darussalam	Pria	Universitas Semarang	B.231.17.0110	B	2017	Akuntan Publik
7/18/2019 17:49:19	Salma Maufina	Wanita	Universitas Semarang	B.231.17.0125	B	2017	Akuntan Publik
7/18/2019 18:02:42	Alimah	Wanita	Universitas Semarang	B.231.17.0091	B	2017	Akuntan Publik
7/18/2019 17:52:59	Muhammad Arefi	Pria	Universitas Semarang	B.231.17.0128	B	2017	Akuntan Publik
7/18/2019 18:11:22	Dhona	Wanita	Universitas Semarang	B.231.17.0221	B	2017	Akuntan Publik
7/18/2019 18:12:32	Kelvin	Pria	Universitas Semarang	B.231.17.0146	B	2017	Akuntan Manajemen
7/18/2019 18:34:17	Adellia	Wanita	Universitas Semarang	B.231.17.0239	B	2017	Akuntan Publik
7/18/2019 18:40:00	Putri sumardiyanti	Wanita	Universitas Semarang	B.231.17.0025	B	2017	Akuntan Internal Perusahaan
7/18/2019 18:46:20	Priska Risna Putri	Wanita	Universitas Semarang	B.231.17.0227	B	2017	Akuntan Publik
7/18/2019 19:26:22	Annisa Ifani Dwi Sanjaya	Wanita	Universitas Semarang	B.231.17.0242	B	2017	Akuntan Publik
7/18/2019 22:19:02	Mutmainnah	Wanita	Universitas Semarang	B.231.17.0139	A	2017	Akuntan Publik
7/18/2019 22:25:07	Eliyana	Wanita	STIE Dharmaputra Semarang	18122626	A	2018	Akuntan Publik
7/19/2019 10:28:10	Sari fitri	Wanita	Universitas Negeri Semarang	7311416084	A	2016	Akuntan Publik
7/19/2019 18:38:46	Yashinta Nur Setyaw ati	Wanita	Universitas Semarang		B	2017	Akuntan Internal Perusahaan
7/19/2019 20:06:27	Vidella Anisa	Wanita	Universitas Stikubank Semarang	17.05.52.0244	A	2017	Akuntan Internal Perusahaan
7/19/2019 20:14:09	Alvionita dhita	Wanita	Universitas Stikubank Semarang	17.05.52.0038	A	2017	Akuntan Internal Perusahaan
7/19/2019 20:21:54	Vira Yunita Rahma	Wanita	Universitas Stikubank Semarang	18.05.52.0172	A	2018	Akuntan Publik
7/19/2019 20:48:42	Brian mahadika	Pria	Universitas Stikubank Semarang	16.05.52.0241	A	2016	Akuntan Publik
7/19/2019 22:51:58	Ufa Rahayu	Wanita	Universitas Stikubank Semarang	17.05.52.0190	A	2017	Akuntan Publik
7/20/2019 5:17:50	Winda	Wanita	Universitas Stikubank Semarang	16.05.52.0200	A	2016	Akuntan Publik
7/20/2019 23:41:24	Annisatul Farida	Wanita	Universitas 17 Agustus 1945 (UNTA	161003622010420	B	2016	Akuntan Publik
7/21/2019 11:46:47	Amy Pertwi	Wanita	Universitas 17 Agustus 1945 (UNTA	161003622010428	B	2016	Akuntan Publik
7/21/2019 12:55:48	Zani	Wanita	Universitas 17 Agustus 1945 (UNTA	161003622010435	B	2016	Akuntan Publik
7/21/2019 13:52:59	Novandi Wardhana	Pria	Universitas Islam Sultan Agung	31401506230	A	2015	Akuntan Publik
7/21/2019 13:57:08	Eliyas	Wanita	Universitas Islam Sultan Agung	31401506204	A	2015	Akuntan Sistem
7/22/2019 12:56:59	Yuliyanti Maulidyan	Wanita	Universitas Wahid Hasyim	161020017	B	2016	Akuntan Sistem
7/22/2019 13:37:29	Dian novita	Wanita	Universitas Wahid Hasyim	161020015	B	2016	Akuntan Publik
7/22/2019 14:03:40	Ainun Nabilla	Wanita	Universitas Wahid Hasyim	161020056	B	2016	Akuntan Publik
7/22/2019 20:08:43	Steven	Pria	Universitas Stikubank Semarang	0171	A	2015	Akuntan Publik

Data Berdasarkan Status Sosial Ekonomi

Timestamp	Nama	SES1	SES2	SES3	SES4	SES5	SES6	SES7	SES8	SES9	SES10	SES11	SES12	SES13	SES14	SES15
4/1/2019 18:48:20	Feren Eloysa	4	4	4	4	4	4	4	4	4	4	4	4	4	4	4
4/1/2019 19:23:12	Alma	4	4	4	4	4	4	4	4	4	4	4	4	4	4	4
4/1/2019 19:47:26	Iriene Dyah A	3	4	4	4	4	4	4	3	4	4	4	4	4	4	3
4/1/2019 20:00:01	Paulina	4	4	4	4	4	4	4	4	4	4	4	4	4	4	4
4/1/2019 20:01:18	Ang Citra	4	4	4	4	4	4	4	4	4	4	4	4	4	4	4
4/1/2019 20:01:43	Velinda	4	4	4	4	4	4	4	4	4	4	4	4	4	4	3
4/1/2019 20:40:18	Agnes Ajeng	4	4	4	4	4	3	2	2	2	2	3	4	2	3	4
4/1/2019 21:52:11	Thio yoshua	4	4	3	4	4	4	4	4	4	4	4	4	4	4	3
4/1/2019 22:03:55	Helen	3	4	4	3	4	3	2	2	4	2	3	4	2	3	3
4/1/2019 22:04:32	Devani	4	3	4	4	4	4	4	3	4	4	4	3	4	4	3
4/1/2019 22:05:34	Tan, Michael	4	4	4	4	4	4	4	4	4	4	4	4	4	4	4
4/1/2019 22:05:50	Daniel Christ	3	3	3	3	3	4	4	4	4	3	4	3	3	4	3
4/1/2019 22:06:01	Ardinta	4	4	4	4	4	4	4	3	4	4	4	4	4	4	4
4/1/2019 22:08:26	Yohanes Pu	4	4	4	4	4	4	4	4	4	4	4	4	4	4	3
4/1/2019 22:09:50	jessica s	4	4	4	4	4	4	4	4	4	4	4	4	4	4	4
4/1/2019 22:10:17	Anggun Febi	4	4	4	4	4	4	4	4	4	4	4	4	4	4	1
4/1/2019 22:15:23	Elyana Jihan	4	4	4	4	4	4	4	4	4	4	4	4	4	4	3
4/1/2019 22:17:02	Anas	4	4	4	4	4	4	4	3	4	3	4	4	3	4	4
4/1/2019 22:23:43	mega dwi s	4	4	4	4	4	4	4	4	4	4	4	4	4	4	4
4/1/2019 22:20:35	Aldrino Keer	4	4	4	4	4	4	4	4	4	4	4	4	4	4	4
4/1/2019 22:35:04	Jessia lila	4	4	3	4	4	4	4	4	4	4	4	4	4	4	3
4/1/2019 22:35:33	Liyana	2	4	2	2	4	3	3	2	2	2	3	2	2	3	4
4/1/2019 22:37:13	Oscar Lukito	4	4	4	4	4	4	4	4	4	4	4	4	4	4	4
4/1/2019 23:10:17	angel	4	4	4	4	4	3	4	3	3	3	3	4	3	3	4
4/1/2019 23:14:56	Liem Yohane	4	4	4	4	4	3	3	2	2	3	3	2	3	3	4
4/2/2019 1:48:04	dita amanda	4	4	4	4	4	2	4	2	2	2	2	3	2	2	4
4/2/2019 7:53:57	Cindy Lisa V	1	3	4	1	4	4	4	4	4	4	4	4	4	4	4
4/2/2019 7:55:14	Rahel	4	4	2	4	4	2	4	4	4	2	2	2	2	2	4
4/2/2019 9:00:38		4	4	2	4	4	4	4	4	4	4	4	2	4	4	4
4/2/2019 9:14:05	Valencia Ant	4	4	4	4	4	3	4	4	4	3	3	4	3	3	4
4/2/2019 9:22:03	Bayu Susant	4	4	4	4	4	3	4	2	4	3	3	4	3	3	4
4/2/2019 9:36:01	Paulus Yoha	4	4	4	4	4	4	4	3	4	3	4	4	3	4	4
4/2/2019 10:24:59	Tito Abdilla	4	4	4	4	4	3	4	3	4	3	3	4	3	3	4
4/2/2019 10:32:43	Herlina	4	4	4	4	4	4	4	4	4	4	4	4	4	4	3
4/2/2019 11:10:35	Aurellia Putri	4	4	4	4	4	4	4	4	4	4	4	4	4	4	4
4/2/2019 13:05:10	Natasha Var	4	4	4	4	4	4	4	4	4	4	4	4	4	4	4
4/2/2019 13:34:59	Amadea Praj	4	4	4	4	4	4	4	4	4	4	4	4	4	4	4
4/2/2019 13:49:34	Fania Aubert	4	4	4	4	4	4	4	4	4	4	4	4	4	4	4
4/2/2019 13:59:05	Mesi	4	4	4	4	4	4	4	4	4	4	4	4	4	4	3
4/2/2019 14:59:12	Angela Lita V	4	4	4	4	4	4	4	4	4	4	4	4	4	4	4
4/2/2019 15:38:29	Suci trisna ri	4	4	2	4	4	2	4	3	4	3	2	2	3	2	3
4/2/2019 15:39:25	Losya	4	4	4	4	4	4	4	3	4	3	4	4	3	4	4
4/2/2019 15:39:31	Angela Nita V	4	4	4	4	4	4	4	4	4	4	4	4	4	4	4
4/2/2019 15:48:00	Erywan Na	4	4	4	4	4	4	4	4	4	4	4	4	4	4	4
4/2/2019 19:11:20	Yusarisna S	4	4	4	4	4	3	3	4	4	3	3	4	3	3	4
4/2/2019 21:47:48	Lucia Linear	4	4	4	4	4	4	4	3	4	4	4	4	4	4	3
4/3/2019 7:07:12	Maria Widi H	4	4	4	4	4	4	4	2	4	4	4	4	4	4	3
4/3/2019 7:33:23	Niza	4	4	4	4	4	3	4	4	4	3	3	4	3	3	3

Timestamp	Nama	SES1	SES2	SES3	SES4	SES5	SES6	SES7	SES8	SES9	SES10	SES11	SES12	SES13	SES14	SES15
4/3/2019 7:34:23	Vanda	4	4	2	4	4	3	3	3	4	2	3	2	2	3	4
4/3/2019 9:36:11	Ayu Ariyani	4	4	4	4	4	2	3	2	4	2	2	2	2	2	3
4/3/2019 9:44:04	Ezaak	4	3	4	4	4	4	4	4	3	4	4	4	4	4	4
4/3/2019 14:30:47	Damar Daru	4	4	4	4	4	3	2	2	2	2	3	4	2	3	3
4/3/2019 14:34:35	anggi	4	4	4	4	4	4	4	3	4	3	4	4	3	4	4
4/3/2019 14:43:20	Mutia	4	4	4	4	4	3	3	2	2	2	3	4	2	3	1
4/3/2019 16:59:03	Ivan	4	4	4	4	4	4	4	4	4	4	4	4	4	4	4
4/3/2019 18:25:14	Lulu	4	4	4	4	4	4	4	4	4	4	4	4	4	4	4
4/3/2019 19:09:45		3	4	3	3	4	4	4	2	4	3	4	3	3	4	4
4/3/2019 19:18:24		4	4	2	4	4	4	4	4	4	3	4	2	3	4	4
4/3/2019 21:50:40	Jessica Char	4	4	4	4	4	3	4	4	4	3	3	4	3	3	3
4/3/2019 22:36:13		4	4	4	4	4	4	4	3	4	4	4	4	4	4	3
4/4/2019 11:05:48	Siti Nurul Kor	4	4	4	4	4	4	4	4	4	4	4	4	4	4	4
4/4/2019 11:08:43	Debby	4	4	4	4	4	2	4	2	4	4	2	4	4	2	4
4/6/2019 19:16:38	Intan	4	4	4	4	4	3	4	2	4	4	3	4	4	3	4
4/8/2019 11:53:10	Winda Rizki A	4	4	4	4	4	3	4	3	4	3	3	4	3	3	4
4/8/2019 11:56:01	Dian Maya S	4	4	4	4	4	4	4	3	4	4	4	4	4	4	4
4/8/2019 12:21:47	Maratul Arifa	4	4	4	4	4	3	4	3	4	4	3	4	4	3	3
4/8/2019 13:15:33	Nur syaadda	4	4	4	4	4	4	4	4	4	3	4	4	3	4	4
4/8/2019 13:39:02	Rani	4	4	4	4	4	4	4	3	4	3	4	4	3	4	4
4/9/2019 20:06:18	Kamal	4	4	4	4	4	4	4	4	4	4	4	2	4	4	4
4/9/2019 20:16:36	Miracle Vere	4	4	4	4	4	3	4	3	4	4	3	4	4	3	4
4/9/2019 20:19:51	Tika agustia	4	4	4	4	4	3	4	3	4	3	3	4	3	3	4
4/9/2019 20:28:17	Arum dwi w	4	4	4	4	4	3	4	3	4	3	3	4	3	3	4
4/9/2019 20:57:52	Rena rizky s	2	2	2	2	4	3	4	3	4	4	3	2	4	3	4
4/11/2019 17:25:11	Nafilatun	4	4	4	4	4	4	4	4	4	4	4	4	4	4	4
4/12/2019 10:12:00	Liya Septiyar	2	2	2	2	4	3	4	2	4	2	3	2	2	3	4
7/3/2019 15:28:21	Putri wijayan	4	4	4	4	4	4	4	4	4	3	4	4	3	4	4
7/3/2019 15:29:41	Vio Shavira	4	4	4	4	4	4	4	4	4	4	4	4	4	4	4
7/3/2019 15:41:35	Vita Sari Dev	4	4	4	4	4	4	4	4	4	4	4	4	4	4	4
7/3/2019 15:54:09	Nadya	4	4	4	4	4	3	4	2	2	2	3	4	2	3	4
7/3/2019 15:55:53	Wulan Catur	4	4	4	4	4	4	4	4	4	3	4	3	3	4	4
7/3/2019 16:17:11	Nur Lita Mei l	4	4	3	4	3	4	4	3	4	3	4	4	3	4	4
7/3/2019 17:44:44	Liem alicia de	2	4	2	2	4	4	4	4	4	3	4	2	3	4	4
7/3/2019 19:13:44	Fransisa Dya	4	4	4	4	4	3	4	4	2	4	3	4	4	3	4
7/3/2019 22:15:36	Rissa lailatus	4	4	4	4	4	4	4	4	4	4	4	4	4	4	4
7/3/2019 22:21:26	Nesya	4	4	3	4	4	4	4	4	4	4	4	3	4	4	4
7/3/2019 22:29:49	Sartika yuliar	4	4	4	4	4	4	4	4	4	4	4	4	4	4	4
7/3/2019 22:44:08	Enggar Agus	3	4	3	3	4	4	4	4	4	4	4	3	4	4	4
7/3/2019 22:48:49	Najunda Rizd	4	4	4	4	4	4	4	4	4	4	4	4	4	4	4
7/3/2019 23:37:34	Axel	4	4	4	4	4	4	4	4	4	4	4	4	4	4	4
7/4/2019 19:17:53	vivin prasetiy	4	4	4	4	4	4	4	4	4	4	4	4	4	4	3
7/4/2019 19:21:29	Ade Riskia E	4	4	4	4	4	4	4	4	4	4	4	4	4	4	4
7/7/2019 7:41:22	Dyta Sandy l	4	4	4	4	4	4	4	4	4	4	4	4	4	4	1
7/10/2019 18:11:17	Geovanny Ri	4	4	4	4	4	4	4	4	4	3	4	4	3	4	3
7/10/2019 19:51:51	Risang Kusu	4	4	4	4	4	3	4	3	3	3	3	4	3	3	4
7/10/2019 19:58:53	Adri Taufik R	2	4	4	2	4	3	4	3	4	3	3	4	3	3	4
7/10/2019 20:09:16	Toni Asriono	4	4	4	4	4	4	4	4	4	4	4	4	4	4	4
7/10/2019 20:19:50		4	4	4	4	4	4	4	4	4	4	4	4	4	4	3

Timestamp	Nama	SES1	SES2	SES3	SES4	SES5	SES6	SES7	SES8	SES9	SES10	SES11	SES12	SES13	SES14	SES15
7/11/2019 15:29:39	Claudia Rayn	4	4	4	4	4	4	4	3	4	3	4	4	3	4	4
7/11/2019 15:53:24	Asti azkiyah	4	4	4	4	4	4	4	4	4	4	4	3	4	4	4
7/11/2019 19:43:35	Alfian Fakhri	4	4	4	4	4	4	4	4	4	4	4	4	4	4	4
7/11/2019 21:44:12	Ardila Shinty	3	4	4	3	4	4	4	4	4	4	4	4	4	4	3
7/15/2019 14:39:59	Alvina rahma	4	4	3	3	4	4	4	4	4	4	4	4	4	4	4
7/15/2019 14:45:38	Ari Widayant	3	4	4	4	4	4	4	4	4	3	3	4	4	4	4
7/15/2019 15:48:16	Aprilia dwi p	2	4	3	4	4	4	3	3	4	4	3	3	3	4	3
7/15/2019 17:28:31	Dania Adelia	4	4	4	4	3	4	4	4	4	4	3	4	4	3	4
7/15/2019 17:40:58	Khayati	2	4	4	2	3	4	4	4	3	3	4	3	3	3	3
7/15/2019 17:46:00	Maulida Zaki	3	4	4	3	4	4	4	4	3	3	2	2	3	3	3
7/15/2019 17:48:55	Shofia aldzih	3	4	3	3	4	3	3	4	3	3	3	4	3	3	3
7/15/2019 17:50:46	Anisa Setyar	4	4	4	4	4	3	4	4	4	2	2	3	4	3	4
7/15/2019 17:56:11	Muhammad a	4	3	4	3	3	4	3	4	4	4	4	3	4	3	3
7/15/2019 19:31:24	Arief	4	4	4	4	3	4	4	4	4	4	4	4	4	4	4
7/18/2019 17:23:32		3	4	4	4	3	4	3	3	4	3	3	3	3	3	3
7/18/2019 17:32:52	Achmad Faja	3	4	2	3	3	4	4	3	4	4	3	3	4	3	4
7/18/2019 17:44:55	Darussalam	4	4	4	3	2	3	3	3	3	2	3	1	1	2	1
7/18/2019 17:49:19	Salma Maulfi	3	3	4	4	3	3	3	4	4	3	3	3	3	3	3
7/18/2019 18:02:42	Alimah	4	4	4	3	4	2	3	3	3	4	4	3	4	4	4
7/18/2019 17:52:59	Muhammad A	4	4	4	4	3	4	4	3	4	4	4	3	3	4	4
7/18/2019 18:11:22	Dhona	4	3	3	4	4	4	4	3	4	4	4	3	4	3	4
7/18/2019 18:12:32	Kelvin	4	4	4	3	2	4	4	2	4	4	2	3	4	4	3
7/18/2019 18:34:17	Adellia	3	3	4	4	3	4	4	3	3	4	4	4	4	3	4
7/18/2019 18:40:00	Putri sumard	3	4	4	4	3	4	3	2	3	4	4	3	3	3	4
7/18/2019 18:46:20	Priska Risna	4	4	3	4	4	3	4	3	4	4	4	2	2	4	4
7/18/2019 19:26:22	Annisa Ifani	3	4	3	3	4	4	3	2	4	4	3	4	4	3	4
7/18/2019 22:16:02	Mutmainnah	1	2	3	4	4	4	3	3	4	4	4	4	4	4	4
7/18/2019 22:25:07	Elyana	3	3	4	4	2	3	3	3	4	2	3	3	2	3	4
7/19/2019 10:28:10	Sari fitri	3	3	3	3	3	3	3	3	3	2	3	4	1	3	3
7/19/2019 18:38:46	Yashinta Nur	3	2	3	2	2	2	4	4	4	3	4	4	4	4	4
7/19/2019 20:06:27	Vidella Anisa	3	1	3	2	2	2	3	3	3	4	3	3	2	3	3
7/19/2019 20:14:09	Alvionita dhit	4	4	3	4	4	4	3	3	4	4	3	4	4	4	3
7/19/2019 20:21:54	Vira Yunita F	3	3	1	2	2	2	3	3	3	2	3	3	3	4	4
7/19/2019 20:48:42	Brian mahad	4	4	3	3	2	2	2	2	2	4	3	4	4	3	3
7/19/2019 22:51:58	Ulfa Rahayu	2	1	2	2	2	2	3	3	4	2	3	3	2	3	3
7/20/2019 5:17:50	Winda	4	4	3	3	2	3	3	3	3	2	3	4	3	4	3
7/20/2019 23:41:24	Annisatul Fa	4	4	3	3	4	3	4	4	4	4	4	4	2	4	3
7/21/2019 11:46:47	Amy Pertiw i	3	1	3	3	3	3	3	3	3	2	4	3	2	4	3
7/21/2019 12:55:48	Zani	4	4	2	2	2	2	3	3	4	2	4	4	4	3	3
7/21/2019 13:52:59	Novandi War	3	3	3	3	2	3	2	2	3	3	2	3	4	3	3
7/21/2019 13:57:08	Elyas	2	3	3	2	2	2	2	2	3	2	3	2	2	3	3
7/22/2019 12:56:59	Yuliyanti Mau	2	2	3	2	3	2	3	3	3	2	3	2	2	4	3
7/22/2019 13:37:29	Dian novita	3	3	3	4	3	4	3	3	4	2	4	4	2	3	3
7/22/2019 14:03:40	Ainun Nabilla	4	4	3	4	4	4	4	4	4	3	4	3	2	3	3
7/22/2019 20:08:43	Steven	3	3	3	3	2	3	4	4	4	3	2	4	4	4	3

Data Berdasarkan Pengalaman Belajar

Timestamp	Nama	L1	L2	L3	L4	L5	L6	L7	L8	L9	L10	L11	L12	L13	L14	L15	L16	L17	L18	L19	L20	L21	L22
4/1/2019 18:48:20	Feren Eloys	4	4	5	5	4	4	4	4	4	5	5	5	5	5	5	5	5	5	5	5	5	5
4/1/2019 19:23:12	Alma	4	4	4	4	4	4	4	4	4	4	3	3	4	3	4	3	4	3	4	3	3	3
4/1/2019 19:47:26	Iriene Dyah	4	4	5	4	4	4	5	4	4	4	3	4	4	3	4	4	4	4	4	3	4	4
4/1/2019 20:00:01	Paulina	4	5	4	4	4	4	4	4	4	4	3	3	4	3	3	3	3	3	3	4	4	4
4/1/2019 20:01:18	Ang Citra	3	4	4	4	4	4	4	4	4	4	3	4	3	3	4	3	3	3	3	4	4	4
4/1/2019 20:01:43	Velinda	3	4	4	4	4	4	4	4	4	4	4	4	3	3	4	3	3	3	3	3	3	3
4/1/2019 20:40:18	Agnes Ajeng	4	4	4	4	3	4	4	3	4	4	4	4	4	4	4	4	4	4	4	4	4	4
4/1/2019 21:52:11	Thio yoshua	3	3	4	4	4	4	3	4	4	4	4	4	4	4	4	4	4	4	4	4	4	4
4/1/2019 22:03:55	Helen	3	3	4	4	4	4	4	5	5	5	4	4	4	4	4	4	4	4	4	4	4	4
4/1/2019 22:04:32	Devani	4	4	4	4	5	4	4	5	5	5	4	4	4	4	4	4	4	4	4	4	4	4
4/1/2019 22:05:34	Tan, Michael	3	3	4	4	4	4	4	3	3	4	4	4	4	4	4	4	4	4	4	4	4	4
4/1/2019 22:05:50	Daniel Christ	3	4	4	4	4	4	4	4	4	3	4	4	4	4	4	4	4	4	4	4	4	4
4/1/2019 22:06:01	Ardinta	4	4	4	4	4	4	4	4	3	4	4	4	4	4	4	4	4	3	3	3	3	4
4/1/2019 22:08:26	Yohanes Pu	3	3	4	3	4	4	4	4	4	4	4	4	4	4	4	4	4	3	3	3	3	4
4/1/2019 22:09:50	jessica s	3	4	3	4	3	3	3	4	4	4	4	5	4	4	4	4	4	5	4	4	5	4
4/1/2019 22:10:17	Anggun Feb	1	3	3	4	4	3	4	4	3	4	4	4	5	4	4	4	5	4	4	5	4	5
4/1/2019 22:15:23	Elyana Jihar	3	3	4	4	4	5	5	5	4	4	4	4	5	4	4	4	4	4	4	5	4	4
4/1/2019 22:17:02	Anas	3	3	4	4	4	4	3	4	4	3	4	4	5	4	4	4	5	4	4	5	4	5
4/1/2019 22:23:43	mega dwi s	4	3	4	4	3	4	4	3	3	3	4	4	5	4	4	4	4	5	4	4	5	4
4/1/2019 22:20:35	Aldrino Keer	4	3	4	4	3	4	4	3	4	4	4	4	3	4	3	4	4	5	4	5	4	3
4/1/2019 22:35:04	Jessia lila	3	4	3	3	3	3	3	3	4	3	4	4	5	4	5	5	4	4	5	4	5	5
4/1/2019 22:35:33	Lilyana	3	4	3	4	5	3	3	4	4	4	4	5	5	4	4	4	5	4	5	4	3	3
4/1/2019 22:37:13	Oscar Lukit	2	3	4	4	3	3	4	5	4	3	5	5	4	4	4	5	4	4	4	5	4	5
4/1/2019 23:10:17	angel	3	4	4	3	4	4	4	3	5	3	4	5	4	4	4	4	4	5	4	5	4	4
4/1/2019 23:14:56	Liem Yohana	4	3	3	3	4	3	4	4	4	5	4	4	4	4	4	4	4	4	4	4	5	4
4/2/2019 1:48:04	dita amanda	4	4	4	4	4	4	4	4	4	4	4	5	4	4	4	5	4	4	4	4	5	4
4/2/2019 7:53:57	Cindy Lisa V	4	3	3	3	4	4	5	3	4	3	3	4	4	3	3	4	4	5	5	4	4	4
4/2/2019 7:55:14	Rahel	3	4	4	4	5	3	4	4	3	4	4	4	5	3	4	3	4	4	4	3	4	4
4/2/2019 9:00:38		4	3	4	3	4	4	3	4	4	4	4	4	4	3	4	4	5	4	5	4	4	4
4/2/2019 9:14:05	Valencia An	4	3	4	4	4	3	5	4	4	3	4	4	3	5	4	3	4	4	3	4	3	4
4/2/2019 9:22:03	Bayu Susan	3	4	4	3	4	4	4	3	5	3	4	4	4	4	2	4	3	4	4	4	5	3
4/2/2019 9:36:01	Paulus Yoha	5	4	4	4	5	4	3	4	3	4	4	4	5	3	3	4	3	2	5	4	3	2
4/2/2019 10:24:59	Tito Abdilla	5	3	4	3	4	4	4	3	5	3	4	5	5	5	4	4	3	4	5	4	4	4
4/2/2019 10:32:43	Herlina	3	4	3	3	3	3	3	3	4	3	3	3	4	4	4	4	2	4	3	4	4	4
4/2/2019 11:10:35	Aurellia Putr	4	5	4	4	4	4	4	4	4	4	2	4	4	4	3	4	2	5	3	4	4	4
4/2/2019 13:05:10	Natasha Var	5	5	5	5	5	5	5	5	5	5	4	4	3	3	3	3	3	2	4	4	4	3
4/2/2019 13:34:59	Amadea Pra	3	3	5	5	5	5	5	5	5	5	4	4	4	4	4	4	4	3	4	4	4	4
4/2/2019 13:49:34	Fania Auber	4	4	4	4	3	3	3	3	3	3	4	4	4	4	3	3	4	2	4	3	3	5
4/2/2019 13:59:05	Mesi	5	3	3	4	4	4	3	3	4	4	4	4	3	4	4	4	3	4	4	4	4	4
4/2/2019 14:59:12	Angela Lita	4	4	3	3	3	3	4	3	4	3	4	5	5	3	5	4	3	4	4	3	4	5
4/2/2019 15:38:29	Suci trisna r	4	4	3	4	4	4	4	3	4	5	4	4	4	4	4	4	4	3	4	4	3	4
4/2/2019 15:39:25	Losya	5	4	4	4	4	3	3	5	4	3	4	3	3	4	3	4	3	4	3	4	4	2
4/2/2019 15:39:31	Angela Nita	4	3	4	3	3	4	5	4	4	4	4	5	5	4	4	3	5	3	5	4	4	4
4/2/2019 15:48:00	Eryawan Na	4	4	4	4	4	4	4	4	4	4	5	5	5	5	4	5	4	5	3	3	5	4
4/2/2019 19:11:20	Yusarisna S	4	4	4	4	3	4	4	3	4	4	4	4	4	4	5	4	4	4	5	4	5	5
4/2/2019 21:47:48	Lucia Linear	3	3	4	4	4	4	3	4	4	4	4	5	5	5	5	4	3	5	5	3	4	5
4/3/2019 7:07:12	Maria Widi H	3	3	4	4	4	4	4	5	5	5	4	4	3	4	4	4	4	5	4	5	5	4
4/3/2019 7:33:23	Niza	4	4	4	4	5	4	4	5	5	5	4	4	4	4	3	3	4	3	4	4	4	5

Timestamp	Nama	L1	L2	L3	L4	L5	L6	L7	L8	L9	L10	L11	L12	L13	L14	L15	L16	L17	L18	L19	L20	L21	L22
4/3/2019 7:34:23	Vanda	3	3	4	4	4	4	4	3	3	4	4	4	4	2	3	4	5	3	4	4	4	4
4/3/2019 9:36:11	Ayu Ariyani	3	4	4	4	4	4	4	4	4	3	5	5	4	5	4	3	4	5	5	5	5	5
4/3/2019 9:44:04	Ezaak	4	4	4	4	4	4	4	4	3	4	3	3	3	3	3	3	3	3	3	3	3	4
4/3/2019 14:30:47	Damar Daru	3	3	4	3	4	4	4	4	4	4	4	4	4	4	4	4	3	4	4	4	4	4
4/3/2019 14:34:35	anggi	3	4	3	4	3	3	3	4	4	4	4	4	4	4	4	4	4	4	4	4	4	4
4/3/2019 14:43:20	Mutia	1	3	3	4	4	3	4	4	3	4	4	4	5	5	5	4	3	2	5	4	4	3
4/3/2019 16:59:03	Ivan	4	5	5	5	5	3	3	3	4	4	4	4	3	3	4	4	4	3	4	4	4	4
4/3/2019 18:25:14	Lulu	4	4	4	4	4	4	4	4	5	5	4	5	4	2	3	5	3	4	4	3	3	5
4/3/2019 19:09:45		5	5	5	5	5	5	5	5	5	5	4	5	4	4	4	4	4	4	4	3	3	4
4/3/2019 19:18:24		5	4	4	5	5	4	5	5	3	3	4	4	4	3	3	4	4	2	3	4	4	3
4/3/2019 21:50:40	Jessica Cha	4	3	4	3	4	4	3	3	4	4	4	4	4	4	4	3	3	4	4	4	3	5
4/3/2019 22:36:13		3	3	3	3	4	4	3	3	4	3	4	5	5	5	4	4	4	4	4	4	4	4
4/4/2019 11:05:48	Siti Nurul Ko	4	4	4	4	4	4	4	4	4	5	3	3	3	3	3	3	3	3	3	3	3	4
4/4/2019 11:08:43	Debby	5	5	5	4	4	4	4	4	4	3	4	4	4	4	4	4	4	4	4	4	4	3
4/6/2019 19:16:38	Intan	4	3	5	3	5	4	3	4	4	3	4	4	5	4	3	5	4	5	5	4	3	4
4/8/2019 11:53:10	Winda Rizki	5	5	5	5	4	4	5	5	4	4	4	4	4	4	5	4	4	4	4	4	5	3
4/8/2019 11:55:01	Dian Maya S	5	5	5	5	4	5	5	4	5	4	4	4	4	3	4	3	5	3	3	4	4	4
4/8/2019 12:21:47	Maratul Arifa	4	3	3	4	4	4	4	3	4	4	4	4	4	2	3	4	4	4	4	3	4	4
4/8/2019 13:15:33	Nur syaadda	5	4	4	4	4	5	4	4	5	4	4	4	4	4	4	4	4	4	4	4	4	4
4/8/2019 13:39:02	Rani	4	4	4	4	4	5	4	4	5	3	4	2	2	4	3	4	4	3	4	4	3	3
4/9/2019 20:06:18	Kamal	4	4	4	4	5	4	4	4	4	3	4	2	2	1	3	5	4	4	4	2	4	2
4/9/2019 20:16:36	Miracle Vere	5	5	5	4	4	4	5	4	4	3	5	5	5	4	4	3	4	4	4	5	5	4
4/9/2019 20:19:51	Tika agustia	4	4	4	4	4	4	4	4	4	3	5	5	5	5	4	5	3	5	5	4	5	4
4/9/2019 20:28:17	Arum dwi w	4	4	4	4	5	4	4	4	4	3	5	5	3	4	5	4	5	5	4	4	5	5
4/9/2019 20:57:52	Rena rizky s	4	4	5	4	4	4	4	4	4	4	5	4	3	5	3	5	3	5	5	5	5	4
4/11/2019 17:25:11	Nafilatun	5	5	5	4	5	5	5	5	5	5	3	4	4	4	5	4	3	5	4	4	4	4
4/12/2019 10:12:00	Liya Septiya	5	5	5	5	5	5	5	5	5	5	4	5	4	5	4	4	4	4	4	4	4	4
7/3/2019 15:28:21	Putri wijayar	4	4	4	4	4	4	4	2	4	4	5	4	5	4	4	3	4	4	4	4	4	5
7/3/2019 15:29:41	Vio Shavira	4	4	4	3	4	4	4	4	4	4	3	3	3	3	3	3	3	3	3	3	3	4
7/3/2019 15:41:35	Vita Sari Dev	4	5	5	4	4	4	4	5	4	4	4	5	5	4	4	4	4	5	4	4	4	4
7/3/2019 15:54:09	Nadya	4	4	5	5	5	5	5	5	5	5	4	4	4	4	4	3	4	3	4	4	4	3
7/3/2019 15:55:53	Wulan Catur	4	4	4	4	4	4	4	4	4	4	4	3	2	4	3	4	3	3	5	4	3	5
7/3/2019 16:17:11	Nur Lita Mei	4	4	4	4	4	4	4	4	4	4	3	3	3	4	4	2	4	3	3	4	4	4
7/3/2019 17:44:44	Liem alicia d	4	4	4	4	4	3	4	4	4	4	5	5	5	4	1	5	4	4	5	5	5	3
7/3/2019 19:13:44	Fransisa Dy	4	4	4	3	4	4	4	4	4	4	4	3	5	3	3	3	3	4	5	4	5	4
7/3/2019 22:15:36	Rissa lailatus	4	4	4	3	4	4	4	4	4	4	3	3	3	3	3	3	3	3	4	3	4	3
7/3/2019 22:21:26	Nesya	4	4	5	4	4	4	4	4	4	4	4	5	4	4	4	5	5	4	5	4	4	4
7/3/2019 22:29:49	Sartika yulia	4	4	5	4	4	5	5	5	5	5	4	3	3	4	5	2	4	3	4	4	4	4
7/3/2019 22:44:08	Enggar Agus	5	4	5	4	5	5	5	4	5	5	4	4	5	4	4	5	4	5	5	4	3	5
7/3/2019 22:48:49	Najunda Riz	5	5	5	5	5	5	2	4	5	5	4	4	4	5	4	3	3	4	5	5	5	4
7/3/2019 23:37:34	Axel	4	4	4	4	4	4	4	4	4	4	3	4	5	5	3	4	4	4	5	4	5	3
7/4/2019 19:17:53	vivin praseti	3	3	4	3	4	4	4	4	4	4	5	5	4	3	3	4	3	4	4	4	4	3
7/4/2019 19:21:29	Ade Riskia E	3	4	3	4	3	3	3	4	3	3	5	5	5	4	4	5	3	5	5	3	5	4
7/7/2019 7:41:22	Dyta Sandy	1	3	3	4	4	3	4	4	3	3	4	3	3	3	3	3	3	3	3	3	3	2
7/10/2019 18:11:17	Geovanny R	3	3	4	4	4	5	5	5	5	5	4	4	4	3	3	4	4	2	4	4	4	4
7/10/2019 19:51:51	Risang Kusu	3	3	4	4	4	4	3	4	4	4	5	4	5	4	4	4	4	4	4	3	4	4
7/10/2019 19:58:53	Adri Taufik F	4	3	4	4	3	4	4	3	4	4	4	4	4	3	3	5	2	4	4	4	4	3
7/10/2019 20:09:16	Toni Asriond	4	3	4	4	3	4	4	3	4	4	4	4	3	4	3	4	4	4	4	3	4	4
7/10/2019 20:19:50		3	4	3	3	3	3	3	3	3	3	5	3	4	5	4	5	3	3	3	4	5	3

Timestamp	Nama	L1	L2	L3	L4	L5	L6	L7	L8	L9	L10	L11	L12	L13	L14	L15	L16	L17	L18	L19	L20	L21	L22
7/11/2019 15:29:39	Claudia Rayn	3	4	3	4	5	3	3	4	3	3	4	5	5	5	3	4	4	3	5	4	5	4
7/11/2019 15:53:24	Asti azkiyah	4	4	5	5	4	4	4	4	4	5	5	5	5	5	5	5	5	5	5	5	5	5
7/11/2019 19:43:35	Alfian Fakhr	4	4	4	4	4	4	4	4	4	4	4	3	3	4	3	4	3	3	4	3	3	3
7/11/2019 21:44:12	Ardila Shinty	4	4	5	4	4	4	5	4	4	4	3	4	4	3	4	4	4	4	4	3	4	4
7/15/2019 14:39:59	Alvina rahma	4	5	4	4	4	4	4	4	4	4	4	3	3	4	3	3	3	3	3	4	4	4
7/15/2019 14:45:38	Ari Widayan	3	4	4	4	4	4	4	4	4	4	3	4	3	3	4	3	3	3	3	4	4	4
7/15/2019 15:48:16	Aprilia dwi p	3	4	4	4	4	4	4	4	4	4	4	4	3	3	4	3	3	3	3	3	3	3
7/15/2019 17:28:31	Dania Adelia	4	4	4	4	3	4	4	3	4	4	4	4	4	4	4	4	4	4	4	4	4	4
7/15/2019 17:40:58	Khayati	3	3	4	4	4	4	3	4	4	4	4	4	4	4	4	4	4	4	4	4	4	4
7/15/2019 17:46:00	Maulida Zaki	3	3	4	4	4	4	4	5	5	5	4	4	4	4	4	4	4	4	4	4	4	4
7/15/2019 17:48:55	Shofia aldzi	4	4	4	4	5	4	4	5	5	5	4	4	4	4	4	4	4	4	4	4	4	4
7/15/2019 17:50:46	Anisa Setya	3	3	4	4	4	4	4	3	3	4	4	4	4	4	4	4	4	4	4	4	4	4
7/15/2019 17:56:11	Muhammad a	3	4	4	4	4	4	4	4	4	3	4	4	4	4	4	4	4	4	4	4	4	4
7/15/2019 19:31:24	Arief	4	4	4	4	4	4	4	4	3	4	4	4	4	4	4	4	4	3	3	3	3	4
7/18/2019 17:23:32		3	3	4	3	4	4	4	4	4	4	4	4	4	4	4	4	4	3	3	3	3	4
7/18/2019 17:32:52	Achmad Faja	3	4	3	4	3	3	3	4	4	4	4	5	4	4	4	4	5	4	4	5	4	5
7/18/2019 17:44:55	Darussalam	1	3	3	4	4	3	4	4	3	4	4	4	5	4	4	4	5	4	4	5	4	5
7/18/2019 17:49:19	Salma Mauli	3	3	4	4	4	5	5	5	4	4	4	4	5	4	4	4	4	4	4	5	4	4
7/18/2019 18:02:42	Alimah	3	3	4	4	4	4	3	4	4	3	4	4	5	4	4	4	5	4	4	5	4	5
7/18/2019 17:52:59	Muhammad	4	3	4	4	3	4	4	3	3	3	4	4	5	4	4	4	5	4	4	5	4	5
7/18/2019 18:11:22	Dhona	4	3	4	4	3	4	4	3	4	4	4	4	3	4	3	4	4	5	4	5	4	3
7/18/2019 18:12:32	Kelvin	3	4	3	3	3	3	3	3	4	3	4	4	5	4	5	5	4	4	5	4	5	5
7/18/2019 18:34:17	Adelia	3	4	3	4	5	3	3	4	4	4	4	5	5	4	4	4	4	5	4	5	4	3
7/18/2019 18:40:00	Putri sumard	2	3	4	4	3	3	4	5	4	3	5	5	4	4	4	5	4	4	4	5	4	5
7/18/2019 18:46:20	Priska Risna	3	4	4	3	4	4	4	3	5	3	4	5	4	4	4	4	4	5	4	5	4	4
7/18/2019 19:26:22	Annisa Ifani	4	3	3	4	3	4	4	4	5	4	4	4	4	4	4	4	4	4	4	4	5	4
7/18/2019 22:16:02	Mutmainnah	4	4	4	4	4	4	4	4	4	4	4	5	4	4	4	5	4	4	4	4	5	4
7/18/2019 22:25:07	Elyana	4	5	4	3	4	5	5	4	4	4	5	3	4	4	4	4	3	3	4	4	4	4
7/19/2019 10:28:10	Sari fitri	5	4	4	4	5	4	5	4	4	3	4	5	5	5	4	4	5	4	5	5	5	3
7/19/2019 18:38:46	Yashinta Nu	5	5	3	5	5	5	5	5	5	5	5	5	5	4	3	5	4	4	5	4	5	4
7/19/2019 20:06:27	Vidella Anisa	5	3	4	5	4	4	4	5	3	5	3	4	3	4	4	3	4	3	4	4	5	4
7/19/2019 20:14:09	Alvionita dhi	4	5	4	4	4	5	5	4	4	5	4	4	4	5	5	4	5	5	4	3	4	5
7/19/2019 20:21:54	Vira Yunita	5	4	4	4	5	5	5	4	4	5	4	5	4	5	3	4	4	3	4	4	5	4
7/19/2019 20:48:42	Brian mahad	4	3	3	2	5	5	5	3	3	5	5	5	5	3	3	3	4	3	4	4	4	2
7/19/2019 22:51:58	Ufa Rahayu	4	3	3	5	4	4	4	4	4	5	5	5	4	4	4	4	4	2	4	4	4	3
7/20/2019 5:17:50	Winda	5	3	3	3	3	3	3	3	3	3	3	3	4	3	3	3	3	3	4	4	5	4
7/20/2019 23:41:24	Annisatul Fa	5	4	4	5	5	5	4	3	4	5	4	4	5	4	4	4	4	3	5	5	5	3
7/21/2019 11:46:47	Amy Pertivi	4	5	4	5	4	3	5	4	4	5	4	4	4	4	5	4	4	4	3	4	4	4
7/21/2019 12:55:48	Zani	5	5	5	4	4	5	5	5	5	5	5	5	5	4	3	4	3	3	5	3	5	4
7/21/2019 13:52:59	Novandi Wa	5	4	5	4	4	3	4	4	4	4	4	4	4	4	3	4	4	3	5	4	5	4
7/21/2019 13:57:08	Elyas	4	3	4	3	3	3	4	4	4	4	4	4	3	3	3	3	4	3	4	4	4	3
7/22/2019 12:56:59	Yuliyanti Ma	3	3	4	3	3	4	4	1	3	4	4	4	4	4	4	3	3	3	4	3	3	4
7/22/2019 13:37:29	Dian novita	4	4	3	5	4	4	5	3	3	4	4	3	4	5	4	5	4	3	4	3	4	4
7/22/2019 14:03:40	Ainun Nabilla	4	4	4	4	4	4	4	5	4	4	4	4	5	3	3	4	4	4	4	5	4	3
7/22/2019 20:08:43	Steven	3	3	4	4	4	4	3	3	4	4	4	3	4	4	4	3	4	4	4	4	3	3

Data Berdasarkan Keyakinan Diri, Ekspektasi Hasil, dan Goals

Timestamp	Nama	SE1	SE2	SE3	SE4	SE5	SE6	SE7	SE8	OE1	OE2	OE3	OE4	OE5	OE6	OE7	GOALS
4/1/2019 18:48:20	Feren Eloysa	4	4	4	3	4	5	5	5	4	3	4	5	4	4	4	4
4/1/2019 19:23:12	Alma	4	4	4	5	4	3	3	3	4	5	5	5	4	2	2	2
4/1/2019 19:47:26	Iriene Dyah A	5	5	5	5	5	5	5	5	5	4	4	5	3	2	5	2
4/1/2019 20:00:01	Paulina	3	5	4	4	3	3	3	3	4	4	4	4	4	4	4	4
4/1/2019 20:01:18	Ang Citra	3	5	5	4	4	4	5	3	4	4	4	4	5	2	2	2
4/1/2019 20:01:43	Velinda	3	5	5	5	5	5	5	5	4	3	4	5	4	4	5	5
4/1/2019 20:40:18	Agnes Ajeng	2	5	5	3	4	5	3	5	5	4	3	5	3	5	5	5
4/1/2019 21:52:11	Thio yoshua	3	5	2	3	4	5	5	5	5	3	4	3	4	3	3	4
4/1/2019 22:03:55	Helen	2	5	5	3	3	3	3	3	5	5	5	5	5	3	3	4
4/1/2019 22:04:32	Devani	5	3	5	4	4	4	5	5	5	5	5	5	4	4	4	4
4/1/2019 22:05:34	Tan, Michael	5	3	3	5	5	5	5	5	5	5	4	5	5	3	3	3
4/1/2019 22:05:50	Daniel Christ	2	5	5	5	4	5	4	5	5	5	5	5	5	5	5	5
4/1/2019 22:06:01	Ardinta	3	5	4	5	3	4	4	5	5	5	4	4	5	3	3	4
4/1/2019 22:08:26	Yohanes Pur	3	5	5	4	4	4	4	5	5	5	5	5	5	4	4	4
4/1/2019 22:09:50	jessica s	2	5	5	5	5	4	3	2	2	5	5	5	5	4	4	5
4/1/2019 22:10:17	Anggun Febr	3	5	4	4	4	4	5	5	5	5	5	4	5	5	5	5
4/1/2019 22:15:23	Elyana Jihan	2	5	5	4	5	3	4	3	4	5	4	4	5	4	5	5
4/1/2019 22:17:02	Anas	5	4	5	5	5	5	5	5	5	5	5	5	4	5	5	5
4/1/2019 22:23:43	mega dwi s	3	4	4	4	5	5	5	5	3	2	4	4	5	4	4	5
4/1/2019 22:20:35	Aldrino Keen	3	5	5	5	5	5	5	5	5	5	5	5	5	5	5	5
4/1/2019 22:35:04	Jessia lila	5	5	5	5	5	5	5	5	5	5	5	5	5	3	3	5
4/1/2019 22:35:33	Lilyana	4	5	5	5	5	5	5	5	5	5	5	5	5	5	5	5
4/1/2019 22:37:13	Oscar Lukito	4	5	5	5	5	4	5	3	5	5	5	5	5	3	3	3
4/1/2019 23:10:17	angel	4	5	4	5	4	3	4	5	2	3	4	5	5	3	2	2
4/1/2019 23:14:56	Liem Yohane	5	5	5	5	5	5	4	5	5	5	5	5	5	2	2	2
4/2/2019 1:48:04	dita amanda	4	5	5	5	5	5	5	5	5	5	5	5	5	4	4	4
4/2/2019 7:53:57	Cindy Lisa V	3	5	5	5	5	5	4	5	5	4	5	4	5	2	2	2
4/2/2019 7:55:14	Rahel	5	5	5	5	5	5	5	5	5	5	5	5	5	2	5	2
4/2/2019 9:00:38		5	5	5	5	5	5	5	5	5	5	5	5	5	4	4	4
4/2/2019 9:14:05	Valencia Ant	4	3	5	5	5	4	4	4	4	3	4	5	5	2	2	2
4/2/2019 9:22:03	Bayu Susant	4	5	5	5	5	4	4	5	5	5	5	5	4	4	5	5
4/2/2019 9:36:01	Paulus Yoha	3	5	4	4	5	5	5	5	5	4	4	4	4	5	5	5
4/2/2019 10:24:59	Tito Abdilla	3	5	4	4	5	5	5	4	4	5	5	5	5	3	3	4
4/2/2019 10:32:43	Herlina	3	5	4	5	5	4	4	5	4	4	4	5	5	3	3	4
4/2/2019 11:10:35	Aurelia Putri	3	5	4	3	5	4	5	3	2	4	4	4	5	4	4	4
4/2/2019 13:05:10	Natasha Var	5	5	5	5	5	4	5	5	5	4	5	5	5	5	5	4
4/2/2019 13:34:59	Amadea Praj	5	5	5	4	4	4	3	5	4	5	5	4	5	3	2	2
4/2/2019 13:49:34	Fania Aubert	3	5	5	3	4	4	5	5	4	5	5	5	4	5	4	4
4/2/2019 13:59:05	Mesi	3	4	5	5	5	5	5	4	4	4	4	4	5	2	4	2
4/2/2019 14:59:12	Angela Lita V	5	4	3	4	5	3	4	4	5	5	5	5	5	2	3	3
4/2/2019 15:38:29	Suci trisna ri	5	5	5	5	5	4	5	5	5	5	5	5	5	5	5	4
4/2/2019 15:39:25	Losya	4	5	4	5	5	5	5	5	5	5	5	5	5	5	4	4
4/2/2019 15:39:31	Angela Nita V	4	5	5	5	5	5	5	4	4	5	5	5	5	4	4	4
4/2/2019 15:48:00	Eryaw an Na	4	5	4	4	4	4	4	4	5	5	5	5	5	2	2	4
4/2/2019 19:11:20	Yusarisha S	5	5	5	5	5	5	5	5	5	5	5	5	5	5	3	2
4/2/2019 21:47:48	Lucia Linear	4	5	5	5	5	5	5	5	5	5	5	5	4	4	4	4
4/3/2019 7:07:12	Maria Widi H	4	5	4	3	5	3	5	2	2	3	2	5	2	2	2	2
4/3/2019 7:33:23	Niza	5	5	5	5	5	5	5	5	5	5	5	5	5	2	2	3

Timestamp	Nama	SE1	SE2	SE3	SE4	SE5	SE6	SE7	SE8	OE1	OE2	OE3	OE4	OE5	OE6	OE7	GOALS
4/3/2019 7:34:23	Vanda	5	5	5	5	5	5	5	4	5	5	5	5	3	4	5	4
4/3/2019 9:36:11	Ayu Ariyani	4	5	5	4	5	5	5	5	2	4	4	3	3	4	4	4
4/3/2019 9:44:04	Ezaak	4	3	5	4	5	4	5	5	4	5	4	5	3	2	2	2
4/3/2019 14:30:47	Damar Daru	5	5	5	5	4	4	4	5	5	5	5	5	5	4	4	4
4/3/2019 14:34:35	anggi	4	5	5	3	2	3	3	3	4	5	4	4	1	4	4	4
4/3/2019 14:43:20	Mutia	3	5	4	5	5	3	5	3	5	5	5	5	2	5	5	5
4/3/2019 16:59:03	Ivan	2	1	2	2	3	3	3	3	5	4	3	3	2	5	5	4
4/3/2019 18:25:14	Lulu	2	3	4	3	3	3	4	2	2	2	1	1	2	3	2	2
4/3/2019 19:09:45		3	4	5	4	3	3	2	3	4	5	2	5	5	5	4	4
4/3/2019 19:18:24		3	2	5	4	5	5	4	5	5	5	5	5	2	2	4	2
4/3/2019 21:50:40	Jessica Char	3	1	2	2	1	1	2	1	1	2	3	3	5	2	3	3
4/3/2019 22:36:13		2	4	3	1	2	3	1	2	5	4	3	1	2	5	5	4
4/4/2019 11:05:48	Siti Nurul Kor	2	4	3	2	2	2	1	2	2	2	4	2	2	5	4	4
4/4/2019 11:08:43	Debby	2	1	4	4	2	3	2	1	1	3	5	4	3	4	4	4
4/6/2019 19:16:38	Intan	2	2	5	5	5	5	4	5	4	5	5	4	4	2	2	4
4/8/2019 11:53:10	Winda Rizki A	2	1	3	2	2	2	2	2	2	2	2	2	5	5	3	2
4/8/2019 11:55:01	Dian Maya S	5	3	5	5	5	3	1	5	1	5	5	5	4	4	4	4
4/8/2019 12:21:47	Maratul Arifa	4	2	3	1	2	3	1	3	5	4	3	3	4	2	2	2
4/8/2019 13:15:33	Nur syaadda	4	2	2	2	2	2	2	2	2	2	2	2	2	2	2	3
4/8/2019 13:39:02	Rani	5	4	4	5	3	3	4	4	5	5	5	4	2	4	5	4
4/9/2019 20:06:18	Kamal	5	2	4	4	4	4	3	4	4	4	3	3	5	4	4	4
4/9/2019 20:16:36	Miracle Vere	4	4	4	4	5	5	5	5	4	5	5	3	5	2	2	2
4/9/2019 20:19:51	Tika agustia	5	4	3	1	4	5	5	4	5	4	3	3	5	4	4	4
4/9/2019 20:28:17	Arum dw i w	5	4	1	1	1	1	1	1	1	1	1	1	5	4	4	4
4/9/2019 20:57:52	Rena rizky s	5	3	4	3	5	4	3	4	5	4	3	4	5	5	5	5
4/11/2019 17:25:11	Nafilatun	5	5	3	3	4	4	5	5	2	3	4	5	3	5	5	5
4/12/2019 10:12:00	Liya Septiyar	4	1	3	1	4	1	1	1	2	5	3	4	5	2	2	2
7/3/2019 15:28:21	Putri w i jayan	5	4	2	2	2	2	2	2	2	2	2	2	2	3	2	2
7/3/2019 15:29:41	Vio Shavira	5	4	1	1	1	1	2	1	1	3	3	4	4	2	4	4
7/3/2019 15:41:35	Vita Sari Dev	5	1	3	3	3	3	3	3	3	3	3	3	2	4	2	2
7/3/2019 15:54:09	Nadya	4	5	5	4	3	3	2	4	3	5	4	4	3	2	2	2
7/3/2019 15:55:53	Wulan Catur	5	4	4	4	4	4	4	4	4	4	4	4	4	5	5	5
7/3/2019 16:17:11	Nur Lita Mei I	5	5	4	2	4	4	1	1	1	3	5	3	5	4	3	2
7/3/2019 17:44:44	Liem alicia de	5	5	5	5	5	5	5	5	5	5	5	5	5	4	4	4
7/3/2019 19:13:44	Fransisa Dya	5	3	5	5	4	4	4	3	3	3	4	4	5	5	5	5
7/3/2019 22:15:36	Rissa lailatus	2	4	5	3	3	2	2	3	2	3	4	3	4	4	4	4
7/3/2019 22:21:26	Nesya	3	5	4	4	4	4	4	4	4	4	4	4	5	2	2	2
7/3/2019 22:29:49	Sartika yuliar	2	5	5	5	5	3	4	5	5	5	5	5	5	2	2	3
7/3/2019 22:44:08	Enggar Agus	5	5	3	4	5	5	5	4	3	4	4	4	5	3	2	3
7/3/2019 22:48:49	Najunda Rizo	4	5	2	2	3	3	2	4	2	3	4	2	4	2	2	2
7/3/2019 23:37:34	Axel	5	5	5	5	5	5	5	5	5	5	5	5	5	5	5	5
7/4/2019 19:17:53	vivin prasetiy	4	4	1	2	3	2	1	4	4	4	4	3	5	4	4	4
7/4/2019 19:21:29	Ade Riskia E	4	5	5	5	5	5	5	5	5	5	5	5	2	5	4	4
7/7/2019 7:41:22	Dyta Sandy I	5	4	3	3	3	3	3	3	3	3	3	3	4	4	2	3
7/10/2019 18:11:17	Geovanny R	5	5	4	5	5	5	4	4	4	5	5	3	5	4	5	4
7/10/2019 19:51:51	Risang Kusu	4	4	4	3	3	2	3	3	3	2	3	4	3	2	2	3
7/10/2019 19:58:53	Adri Taufik R	5	4	1	1	5	5	2	1	1	1	1	1	5	5	5	5
7/10/2019 20:09:16	Toni Asriono	5	5	3	2	2	2	3	2	3	2	2	2	5	2	2	2
7/10/2019 20:19:50		5	4	2	2	2	2	2	2	2	2	2	2	3	3	2	2

Timestamp	Nama	SE1	SE2	SE3	SE4	SE5	SE6	SE7	SE8	OE1	OE2	OE3	OE4	OE5	OE6	OE7	GOALS
7/11/2019 15:29:39	Claudia Rayn	5	5	4	3	3	5	4	3	5	3	4	5	5	2	4	4
7/11/2019 15:53:24	Asti azkiyah	4	4	1	2	2	2	5	1	1	1	3	5	3	4	2	2
7/11/2019 19:43:35	Alfian Fakhri	5	4	2	2	1	3	1	2	2	2	2	2	2	2	2	2
7/11/2019 21:44:12	Ardila Shinty	3	4	3	4	3	3	3	4	4	5	4	3	4	5	4	2
7/15/2019 14:39:59	Alvina rahma	4	3	4	4	3	3	3	3	4	4	3	4	4	4	4	3
7/15/2019 14:45:38	Ari Widayant	4	3	4	3	4	4	3	3	4	4	4	4	4	3	3	1
7/15/2019 15:48:16	Aprilia dw i p	3	4	3	4	3	4	4	4	4	4	4	4	4	4	4	3
7/15/2019 17:28:31	Dania Adelia	4	4	4	2	4	3	4	4	3	4	3	4	3	4	4	2
7/15/2019 17:40:58	Khayati	4	4	4	4	4	4	4	4	4	4	4	5	3	4	4	4
7/15/2019 17:46:00	Maulida Zakiy	4	4	4	4	3	4	2	3	4	3	3	3	3	3	4	4
7/15/2019 17:48:55	Shofia aldzh	4	4	4	3	3	4	3	3	4	4	4	4	4	4	4	3
7/15/2019 17:50:46	Anisa Setyar	4	4	4	4	4	4	3	4	3	4	4	3	3	5	3	2
7/15/2019 17:56:11	Muhammad a	4	4	4	4	3	3	3	3	3	4	3	4	5	5	5	4
7/15/2019 19:31:24	Arief	4	4	4	5	4	4	2	3	4	5	3	2	4	4	4	4
7/18/2019 17:23:32		4	4	4	5	5	5	5	5	5	5	5	5	5	5	5	5
7/18/2019 17:32:52	Achmad Faja	4	4	4	4	3	3	4	3	4	3	3	4	3	3	3	3
7/18/2019 17:44:55	Darussalam	4	4	4	3	4	4	3	4	4	4	4	4	3	4	4	3
7/18/2019 17:49:19	Salma Maulfi	4	4	4	4	3	3	4	3	3	3	3	3	4	4	4	4
7/18/2019 18:02:42	Alimah	4	4	4	3	4	3	3	4	3	3	3	3	4	4	4	4
7/18/2019 17:52:59	Muhammad A	4	4	4	4	4	3	3	4	3	3	3	3	3	3	3	3
7/18/2019 18:11:22	Dhona	4	5	4	4	4	4	4	4	4	4	4	4	4	4	4	4
7/18/2019 18:12:32	Kelvin	5	5	4	4	4	4	4	4	4	4	4	4	4	4	4	4
7/18/2019 18:34:17	Adellia	4	4	4	4	4	4	4	4	4	4	4	4	4	4	4	4
7/18/2019 18:40:00	Putri sumard	4	4	4	4	4	4	4	4	4	4	4	4	4	4	4	4
7/18/2019 18:46:20	Priska Risna	4	4	5	4	4	4	4	4	4	4	4	4	4	4	4	4
7/18/2019 19:26:22	Annisa Ifani	4	4	4	4	4	4	4	4	4	4	4	4	4	4	4	4
7/18/2019 22:16:02	Mutmainnah	5	5	4	4	4	4	4	4	4	4	3	3	3	3	4	4
7/18/2019 22:25:07	Ellyana	4	3	5	3	4	4	5	4	5	5	4	3	4	4	3	3
7/19/2019 10:28:10	Sari fitri	4	4	4	4	3	3	3	4	4	4	4	4	5	4	3	3
7/19/2019 18:38:46	Yashinta Nu	4	4	5	5	5	5	5	5	4	5	3	4	3	5	3	5
7/19/2019 20:06:27	Vidella Anisa	4	4	3	4	4	5	1	4	5	4	4	3	5	5	3	5
7/19/2019 20:14:09	Alvionita dhit	3	4	3	4	3	5	2	4	4	4	5	4	4	5	4	3
7/19/2019 20:21:54	Vira Yunita F	4	4	4	3	4	3	3	4	5	5	3	4	5	3	4	4
7/19/2019 20:48:42	Brian mahad	3	3	4	4	4	4	3	4	4	5	3	5	4	5	4	3
7/19/2019 22:51:58	Ulfa Rahayu	4	4	4	3	4	4	4	4	4	5	4	4	5	4	4	3
7/20/2019 5:17:50	Winda	4	4	3	4	4	4	3	4	3	4	5	4	4	4	3	2
7/20/2019 23:41:24	Annisatul Fa	4	4	3	4	4	4	5	4	4	4	4	4	5	5	5	3
7/21/2019 11:46:47	Amy Pertwi	5	4	3	4	5	4	5	5	3	4	5	3	5	4	3	3
7/21/2019 12:55:48	Zani	4	4	4	3	4	3	2	4	5	5	3	5	5	5	4	3
7/21/2019 13:52:59	Novandi War	4	4	4	4	4	4	3	4	2	4	3	4	4	4	4	3
7/21/2019 13:57:08	Eliyas	3	3	4	4	3	4	4	3	4	3	4	5	4	4	4	3
7/22/2019 12:56:59	Yuliyanti Mau	4	5	3	4	3	4	3	4	4	4	3	4	4	4	4	4
7/22/2019 13:37:29	Dian novita	4	4	3	3	4	4	4	5	4	4	5	4	4	4	3	4
7/22/2019 14:03:40	Ainun Nabilla	3	4	4	4	5	4	5	4	5	5	3	3	4	4	4	4
7/22/2019 20:08:43	Steven	2	4	4	4	4	3	3	4	4	4	4	3	4	4	3	5

LAMPIRAN III

STATISTIK

DESKRIPTIF



Universitas

		Frequency	Percent	Valid Percent	Cumulative Percent
Valid	STIE Bank BPD Jateng	5	3.5	3.5	3.5
	STIE Dharmaputra Semarang	4	2.8	2.8	6.3
	STIE Widya Manggala	3	2.1	2.1	8.5
	UNAKI	2	1.4	1.4	9.9
	Universitas 17 Agustus 1945 (UNTAG) Semarang	5	3.5	3.5	13.4
	Universitas Dian Nuswantoro	9	6.3	6.3	19.7
	Universitas Diponegoro	12	8.5	8.5	28.2
	Universitas Islam Negeri Walisongo	4	2.8	2.8	31.0
	Universitas Islam Sultan Agung	9	6.3	6.3	37.3
	Universitas Katolik Soegijapranata	33	23.2	23.2	60.6
	Universitas Muhammadiyah Semarang	2	1.4	1.4	62.0
	Universitas Negeri Semarang	9	6.3	6.3	68.3
	Universitas Semarang	31	21.8	21.8	90.1
	Universitas Stikubank Semarang	10	7.0	7.0	97.2
	Universitas Wahid Hasyim	4	2.8	2.8	100.0
	Total	142	100.0	100.0	

Jenis_Kelamin

		Frequency	Percent	Valid Percent	Cumulative Percent
Valid	Pria	28	19.7	19.7	19.7
	Wanita	114	80.3	80.3	100.0
	Total	142	100.0	100.0	

Akreditasi

		Frequency	Percent	Valid Percent	Cumulative Percent
Valid	A	84	59.2	59.2	59.2
	B	58	40.8	40.8	100.0
	Total	142	100.0	100.0	

Angkatan

		Frequency	Percent	Valid Percent	Cumulative Percent
Valid	2015.00	30	21.1	21.1	21.1
	2016.00	38	26.8	26.8	47.9
	2017.00	38	26.8	26.8	74.6
	2018.00	36	25.4	25.4	100.0
	Total	142	100.0	100.0	

Profesi

	Frequency	Percent	Valid Percent	Cumulative Percent
Valid Akuntan Internal Perusahaan	16	11.3	11.3	11.3
Akuntan Manajemen	5	3.5	3.5	14.8
Akuntan Publik	116	81.7	81.7	96.5
Akuntan Sistem	5	3.5	3.5	100.0
Total	142	100.0	100.0	

Descriptive Statistics

	N	Minimum	Maximum	Mean	Std. Deviation
SE2	142	1.00	5.00	4.1408	1.01473
SE3	142	1.00	5.00	3.9789	1.02776
SE4	142	1.00	5.00	3.7887	1.13507
SE5	142	1.00	5.00	3.9366	1.06001
SE6	142	1.00	5.00	3.8239	1.02659
SE7	142	1.00	5.00	3.6901	1.24447
SE8	142	1.00	5.00	3.8310	1.15453
Valid N (listwise)	142				
	N	Minimum	Maximum	Mean	Std. Deviation
L1	142	1.00	5.00	3.7394	.85618
L2	142	3.00	5.00	3.7746	.66732
L3	142	3.00	5.00	3.9718	.60663
L4	142	2.00	5.00	3.9155	.58942
L5	142	3.00	5.00	4.0070	.60138
L6	142	3.00	5.00	3.9507	.59938
L7	142	2.00	5.00	3.9859	.66296
L8	142	1.00	5.00	3.9085	.71365
L9	142	3.00	5.00	4.0141	.59532

L10	142	3.00	5.00	3.9718	.69388
L11	142	3.00	5.00	4.0423	.51740
L12	142	2.00	5.00	4.0845	.68926
L13	142	2.00	5.00	4.0563	.75112
L14	142	1.00	5.00	3.8803	.68915
L15	142	1.00	5.00	3.7676	.64868
L16	142	2.00	5.00	3.8944	.65998
L17	142	2.00	5.00	3.8662	.63278
L18	142	2.00	5.00	3.7254	.78229
L19	142	3.00	5.00	4.0423	.62878
L20	142	2.00	5.00	3.9718	.66251
L21	142	3.00	5.00	4.0775	.65313
L22	142	2.00	5.00	3.9155	.71947
Valid N (listwise)	142				

Descriptive Statistics

	N	Minimum	Maximum	Mean	Std. Deviation
OE1	142	1.00	5.00	3.8380	1.20069
OE2	142	1.00	5.00	4.0423	1.03741
OE3	142	1.00	5.00	3.9577	.99554
OE4	142	1.00	5.00	3.9930	1.04166
OE5	142	1.00	5.00	4.1127	1.01127
OE6	142	2.00	5.00	3.6972	1.05850
OE7	142	2.00	5.00	3.6056	1.03799
Valid N (listwise)	142				

Descriptive Statistics

	N	Minimum	Maximum	Mean	Std. Deviation
GOALS	142	1.00	5.00	3.5000	1.05016
Valid N (listwise)	142				

Descriptive Statistics

	N	Minimum	Maximum	Mean	Std. Deviation
SES1	142	1.00	4.00	3.6479	.67579
SES2	142	1.00	4.00	3.7606	.61805
SES3	142	1.00	4.00	3.6127	.67213
SES4	142	1.00	4.00	3.6479	.67579
SES5	142	2.00	4.00	3.7113	.62548
SES6	142	2.00	4.00	3.5282	.67049
SES7	142	2.00	4.00	3.7254	.53454
SES8	142	2.00	4.00	3.3803	.73158
SES9	142	2.00	4.00	3.7394	.56718
SES10	142	2.00	4.00	3.4014	.75381
SES11	142	2.00	4.00	3.5423	.62595
SES12	142	1.00	4.00	3.5634	.71919
SES13	142	1.00	4.00	3.3873	.78865
SES14	142	2.00	4.00	3.5704	.57609
SES15	142	1.00	4.00	3.5845	.64404
Valid N (listwise)	142				

Report

GOALS

JENIS_KELAMIN	N	Std. Deviation	Mean	Sum	Minimum	Maximum	Variance
Pria	28	.92796	3.7500	105.00	2.00	5.00	.861
Wanita	114	1.07288	3.4386	392.00	1.00	5.00	1.151
Total	142	1.05016	3.5000	497.00	1.00	5.00	1.103

Report

GOALS

UNIVERSITAS	N	Std. Deviation	Mean	Sum	Minimum	Maximum	Variance
STIE Bank BPD Jateng	5	.83666	2.8000	14.00	2.00	4.00	.700
STIE Dharmaputra Semarang	4	.95743	4.2500	17.00	3.00	5.00	.917
STIE Widya Manggala	3	1.15470	2.3333	7.00	1.00	3.00	1.333
UNAKI Universitas 17 Agustus 1945 (UNTAG) Semarang	2	.00000	4.0000	8.00	4.00	4.00	.000
Universitas Dian Nuswantoro	5	.70711	3.0000	15.00	2.00	4.00	.500
Universitas Diponegoro	9	.88192	3.4444	31.00	2.00	4.00	.778
Universitas Islam Negeri Walisongo	12	.99620	3.4167	41.00	2.00	5.00	.992
Universitas Islam Sultan Agung	4	1.15470	3.0000	12.00	2.00	4.00	1.333
	9	1.23603	3.5556	32.00	2.00	5.00	1.528

Universitas Katolik Soegijapranata	33	1.14812	3.5455	117.00	2.00	5.00	1.318
Universitas Muhammadiyah Semarang	2	.00000	4.0000	8.00	4.00	4.00	.000
Universitas Negeri Semarang	9	1.05409	3.1111	28.00	2.00	5.00	1.111
Universitas Semarang	31	.99028	3.7742	117.00	2.00	5.00	.981
Universitas Stikubank Semarang	10	1.17379	3.6000	36.00	2.00	5.00	1.378
Universitas Wahid Hasyim	4	1.00000	3.5000	14.00	2.00	4.00	1.000
Total	142	1.05016	3.5000	497.00	1.00	5.00	1.103

Report

GOALS

AKREDITASI	N	Std. Deviation	Mean	Sum	Minimum	Maximum	Variance
A	85	1.06471	3.4824	296.00	2.00	5.00	1.134
B	57	1.03691	3.5263	201.00	1.00	5.00	1.075
Total	142	1.05016	3.5000	497.00	1.00	5.00	1.103

Report

GOALS

ANGKATAN	N	Std. Deviation	Mean	Sum	Minimum	Maximum	Variance
2015.00	30	1.02217	3.7000	111.00	2.00	5.00	1.045
2016.00	38	.93304	3.3158	126.00	2.00	5.00	.871
2017.00	38	1.03289	3.5263	134.00	2.00	5.00	1.067
2018.00	36	1.20712	3.5000	126.00	1.00	5.00	1.457

Total	142	1.05016	3.5000	497.00	1.00	5.00	1.103
-------	-----	---------	--------	--------	------	------	-------

Report

GOALS

PENGETAHUAN	N	Std. Deviation	Mean	Sum	Minimum	Maximum	Variance
Akuntan Internal Perusahaan	16	1.18145	3.9375	63.00	2.00	5.00	1.396
Akuntan Manajemen	5	1.22474	3.0000	15.00	1.00	4.00	1.500
Akuntan Publik	116	1.02517	3.4655	402.00	2.00	5.00	1.051
Akuntan Sistem	5	.89443	3.4000	17.00	2.00	4.00	.800
Total	142	1.05016	3.5000	497.00	1.00	5.00	1.103



Report

JENIS_KELAMIN	SES1	SES2	SES3	SES4	SES5	SES6	SES7	SES8	SES9	SES10	SES11	SES12	SES13	SES14	SES15
Pria	28	28	28	28	28	28	28	28	28	28	28	28	28	28	28
N	49868	35635	51819	56872	79266	56872	66964	78595	68964	63725	69389	79266	74447	56695	69293
Std. Deviation															
Mean	3.7857	3.8571	3.7500	3.6429	3.4643	3.6429	3.6786	3.3929	3.6786	3.5357	3.5000	3.5357	3.5357	3.6071	3.5357
Sum	106.00	108.00	105.00	102.00	97.00	102.00	103.00	95.00	103.00	99.00	98.00	99.00	99.00	101.00	99.00
Minimum	2.00	3.00	2.00	2.00	2.00	2.00	2.00	2.00	2.00	2.00	2.00	1.00	1.00	2.00	1.00
Maximum	4.00	4.00	4.00	4.00	4.00	4.00	4.00	4.00	4.00	4.00	4.00	4.00	4.00	4.00	4.00
Variance	.249	.127	.269	.312	.628	.312	.448	.618	.448	.406	.481	.628	.554	.321	.480
Wanita	114	114	114	114	114	114	114	114	114	114	114	114	114	114	114
N	71034	66589	70265	70375	56498	69448	49872	72124	54141	77873	61099	70358	79803	58043	63412
Std. Deviation															
Mean	3.6140	3.7368	3.5789	3.6491	3.7719	3.5000	3.7368	3.3772	3.7544	3.3684	3.5526	3.5702	3.3509	3.5614	3.5965
Sum	412.00	426.00	408.00	416.00	430.00	399.00	426.00	385.00	428.00	384.00	405.00	407.00	382.00	406.00	410.00
Minimum	1.00	1.00	1.00	1.00	2.00	2.00	2.00	2.00	2.00	2.00	2.00	2.00	1.00	2.00	1.00
Maximum	4.00	4.00	4.00	4.00	4.00	4.00	4.00	4.00	4.00	4.00	4.00	4.00	4.00	4.00	4.00
Variance	.505	.443	.494	.495	.319	.482	.249	.520	.293	.606	.373	.495	.637	.337	.402
Total	142	142	142	142	142	142	142	142	142	142	142	142	142	142	142
N	67579	61805	67213	67579	62548	67049	53454	73168	56718	75381	62595	71919	78865	57609	64404
Std. Deviation															
Mean	3.6479	3.7606	3.6127	3.6479	3.7113	3.5282	3.7254	3.3803	3.7394	3.4014	3.5423	3.5634	3.3873	3.5704	3.5845
Sum	518.00	534.00	513.00	518.00	527.00	501.00	629.00	480.00	531.00	483.00	503.00	506.00	481.00	507.00	509.00
Minimum	1.00	1.00	1.00	1.00	2.00	2.00	2.00	2.00	2.00	2.00	2.00	1.00	1.00	2.00	1.00
Maximum	4.00	4.00	4.00	4.00	4.00	4.00	4.00	4.00	4.00	4.00	4.00	4.00	4.00	4.00	4.00
Variance	.457	.382	.452	.457	.391	.450	.286	.535	.322	.568	.392	.517	.622	.332	.415

Report

UNIVERSITAS		SES1	SES2	SES3	SES4	SES5	SES6	SES7	SES8	SES9	SES10	SES11	SES12	SES13	SES14	SES15
STIE Bank BPD Jateng	N	5	5	5	5	5	5	5	5	5	5	5	5	5	5	5
	Std. Deviation	.44721	.00000	.54772	.44721	.00000	.00000	.00000	.00000	.00000	.00000	.00000	.54772	.00000	.00000	.00000
	Mean	3.8000	4.0000	3.6000	3.8000	4.0000	4.0000	4.0000	4.0000	4.0000	4.0000	4.0000	3.6000	4.0000	4.0000	4.0000
	Sum	19.00	20.00	18.00	19.00	20.00	20.00	20.00	20.00	20.00	20.00	20.00	18.00	20.00	20.00	20.00
	Minimum	3.00	4.00	3.00	3.00	4.00	4.00	4.00	4.00	4.00	4.00	4.00	3.00	4.00	4.00	4.00
	Variance	.200	.000	.300	.200	.000	.000	.000	.000	.000	.000	.000	.300	.000	.000	.000
STIE Dharmaputra Semarang	N	4	4	4	4	4	4	4	4	4	4	4	4	4	4	4
	Std. Deviation	.50000	.50000	1.00000	.00000	1.00000	.57735	.50000	.95743	.00000	.95743	.57735	.95743	.95743	.57735	.50000
	Mean	3.7500	3.7500	3.5000	4.0000	3.5000	3.5000	3.7500	3.2500	4.0000	3.2500	3.5000	3.2500	3.5000	3.2500	3.7500
	Sum	15.00	15.00	14.00	16.00	14.00	14.00	15.00	13.00	16.00	13.00	14.00	13.00	14.00	13.00	15.00
	Minimum	3.00	3.00	2.00	4.00	2.00	3.00	3.00	2.00	4.00	2.00	3.00	2.00	3.00	2.00	3.00
	Variance	.250	.250	1.000	.000	1.000	.333	.250	.917	.000	.917	.333	.917	.917	.333	.250
STIE Widya Manggala	N	3	3	3	3	3	3	3	3	3	3	3	3	3	3	3
	Std. Deviation	1.00000	.00000	.57735	.57735	.00000	.00000	.57735	.57735	.00000	.57735	.57735	.57735	.57735	.00000	.57735
	Mean	3.0000	4.0000	3.3333	3.6667	4.0000	4.0000	3.6667	3.6667	4.0000	3.6667	3.3333	3.6667	3.6667	4.0000	3.6667
	Sum	9.00	12.00	10.00	11.00	12.00	12.00	11.00	11.00	12.00	11.00	10.00	11.00	11.00	12.00	11.00
	Minimum	2.00	4.00	3.00	3.00	4.00	4.00	3.00	3.00	4.00	3.00	3.00	3.00	3.00	4.00	3.00
	Variance	1.000	.000	.333	.333	.000	.000	.333	.333	.000	.333	.333	.333	.333	.000	.333
UNAKI	N	2	2	2	2	2	2	2	2	2	2	2	2	2	2	2
	Std. Deviation	.00000	.00000	.00000	.00000	.00000	1.41431	.00000	1.41431	.00000	.00000	1.41431	.00000	.00000	1.41431	.00000
	Mean	4.0000	4.0000	4.0000	4.0000	4.0000	3.0000	4.0000	3.0000	4.0000	4.0000	3.0000	4.0000	4.0000	3.0000	4.0000
	Sum	8.00	8.00	8.00	8.00	8.00	6.00	8.00	6.00	8.00	8.00	6.00	8.00	8.00	6.00	8.00
	Minimum	4.00	4.00	4.00	4.00	4.00	2.00	4.00	2.00	4.00	4.00	2.00	4.00	4.00	2.00	4.00
	Variance	.000	.000	.000	.000	.000	2.000	.000	2.000	.000	.000	2.000	.000	.000	2.000	.000
Universitas 17 Agustus 1945 (UNTAG) Semarang	N	5	5	5	5	5	5	5	5	5	5	5	5	5	5	5
	Std. Deviation	.44721	1.34164	.83666	.83666	.89443	.83666	.54772	.54772	.44721	1.00000	.00000	.54772	1.00000	.44721	.54772
	Mean	3.8000	3.4000	3.2000	3.2000	3.4000	3.2000	3.6000	3.4000	3.8000	3.0000	4.0000	3.6000	3.0000	3.8000	3.4000
	Sum	19.00	17.00	16.00	16.00	17.00	16.00	18.00	17.00	19.00	15.00	20.00	18.00	15.00	19.00	17.00
	Minimum	3.00	1.00	2.00	2.00	2.00	2.00	3.00	3.00	3.00	2.00	4.00	3.00	2.00	3.00	3.00
	Variance	.200	1.800	.700	.700	.800	.700	.300	.300	.200	1.000	.000	.300	1.000	.200	.300
Universitas Dian Nuswantoro	N	9	9	9	9	9	9	9	9	9	9	9	9	9	9	9
	Std. Deviation	.33333	.00000	.88192	.33333	.00000	.70711	.33333	.72648	.00000	.52705	.70711	.88192	.52705	.70711	.44096
	Mean	3.8889	4.0000	3.4444	3.8889	4.0000	3.6667	3.8889	3.4444	4.0000	3.4444	3.6667	3.4444	3.6667	3.4444	4.0000
	Sum	35.00	36.00	31.00	35.00	36.00	33.00	35.00	31.00	36.00	31.00	33.00	31.00	33.00	31.00	36.00
	Minimum	3.00	4.00	2.00	3.00	4.00	3.00	3.00	2.00	4.00	2.00	3.00	2.00	3.00	2.00	4.00
	Variance	.111	.000	.778	.111	.000	.500	.111	.528	.000	.278	.500	.778	.278	.500	.194
Universitas Diponegoro	N	12	12	12	12	12	12	12	12	12	12	12	12	12	12	12
	Std. Deviation	.00000	.00000	.57735	.00000	.00000	.52223	.65134	.86603	.77850	.83485	.52223	.57735	.83485	.52223	.88763
	Mean	4.0000	4.0000	3.8333	4.0000	4.0000	3.5000	3.6667	3.2500	3.6667	3.1667	3.5000	3.8333	3.1667	3.5000	3.3333
	Sum	48.00	48.00	46.00	48.00	48.00	42.00	44.00	39.00	44.00	38.00	42.00	46.00	38.00	42.00	40.00
	Minimum	4.00	4.00	2.00	4.00	4.00	3.00	2.00	2.00	2.00	2.00	3.00	2.00	2.00	3.00	1.00
	Variance	.000	.000	.333	.000	.000	.273	.424	.750	.606	.697	.273	.333	.697	.273	.788
Universitas Islam Negeri Walisongo	N	4	4	4	4	4	4	4	4	4	4	4	4	4	4	4
	Std. Deviation	.95743	.00000	.00000	.95743	.57735	.50000	.00000	.00000	.57735	.81650	.95743	.81650	.57735	.00000	.57735
	Mean	3.2500	4.0000	4.0000	3.2500	3.5000	3.7500	4.0000	4.0000	3.5000	3.0000	2.7500	3.0000	3.5000	3.0000	3.5000
	Sum	13.00	16.00	16.00	13.00	14.00	15.00	16.00	16.00	14.00	12.00	11.00	12.00	14.00	12.00	14.00
	Minimum	2.00	4.00	4.00	2.00	3.00	3.00	4.00	4.00	3.00	2.00	2.00	2.00	3.00	3.00	3.00
	Variance	.917	.000	.000	.917	.333	.250	.000	.000	.333	.667	.917	.667	.333	.000	.333
Universitas Islam Sultan Agung	N	9	9	9	9	9	9	9	9	9	9	9	9	9	9	9
	Std. Deviation	.88192	.44096	.50000	.88192	.88192	.72648	.88192	.86603	.50000	.72648	.72648	.70711	.72648	.52705	.52705
	Mean	3.4444	3.7778	3.6667	3.4444	3.4444	3.4444	3.5556	3.3333	3.6667	3.4444	3.4444	3.6667	3.5556	3.5556	3.5556
	Sum	31.00	34.00	33.00	31.00	31.00	31.00	32.00	30.00	33.00	31.00	31.00	33.00	32.00	32.00	32.00
	Minimum	2.00	3.00	3.00	2.00	2.00	2.00	2.00	2.00	3.00	2.00	2.00	2.00	2.00	3.00	3.00
	Variance	.778	.194	.250	.778	.778	.528	.778	.750	.250	.528	.528	.500	.528	.278	.278
Universitas Katolik Soegijapranata	N	33	33	33	33	33	33	33	33	33	33	33	33	33	33	33
	Std. Deviation	.66287	.33143	.52764	.64988	.17409	.64550	.54530	.79415	.68396	.79415	.64550	.69222	.79415	.64550	.47871
	Mean	3.7576	3.8788	3.8182	3.7879	3.9697	3.6667	3.7879	3.4545	3.6970	3.4545	3.6667	3.6667	3.4545	3.6667	3.6667
	Sum	124.00	128.00	126.00	125.00	131.00	121.00	125.00	118.00	122.00	114.00	121.00	121.00	114.00	121.00	121.00
	Minimum	1.00	3.00	2.00	1.00	3.00	2.00	2.00	2.00	2.00	2.00	2.00	2.00	2.00	2.00	3.00
	Variance	.439	.110	.278	.422	.030	.417	.297	.631	.468	.631	.417	.479	.631	.417	.229
Universitas Muhammadiyah Semarang	N	2	2	2	2	2	2	2	2	2	2	2	2	2	2	2
	Std. Deviation	.00000	.00000	.00000	.00000	.00000	.00000	.00000	.00000	.00000	.00000	.00000	.00000	.00000	.00000	.70711
	Mean	4.0000	4.0000	4.0000	4.0000	4.0000	4.0000	4.0000	4.0000	4.0000	4.0000	4.0000	4.0000	4.0000	4.0000	3.5000
	Sum	8.00	8.00	8.00	8.00	8.00	8.00	8.00	8.00	8.00	8.00	8.00	8.00	8.00	8.00	7.00
	Minimum	4.00	4.00	4.00	4.00	4.00	4.00	4.00	4.00	4.00	4.00	4.00	4.00	4.00	4.00	3.00
	Variance	.000	.000	.000	.000	.000	.000	.000	.000	.000	.000	.000	.000	.000	.000	.500
Universitas Negeri Semarang	N	9	9	9	9	9	9	9	9	9	9	9	9	9	9	9
	Std. Deviation	.72648	.72648	.72648	.72648	.44096	.52705	.50000	.70711	.44096	.83333	.52705	.70711	1.05409	.50000	.52705
	Mean	3.5556	3.5556	3.5556	3.4444	3.7778	3.4444	3.6667	3.3333	3.7778	3.2222	3.4444	3.6667	3.1111	3.3333	3.5556
	Sum	32.00	32.00	32.00	31.00	34.00	31.00	33.00	30.00	34.00	29.00	31.00	33.00	28.00	30.00	32.00
	Minimum	2.00	2.00	2.00	2.00	3.00	3.00	3.00	2.00	3.00	2.00	3.00	2.00	1.00	3.00	3.00
	Variance	4.00	4.00	4.00	4.00	4.00	4.00	4.00	4.00	4.00	4.00	4.00	4.00	4.00	4.00	4.00
Universitas Semarang	N	31	31	31	31	3										

Report

AKREDITASI		SES1	SES2	SES3	SES4	SES5	SES6	SES7	SES8	SES9	SES10	SES11	SES12	SES13	SES14	SES15
A	N	85	85	85	85	85	85	85	85	85	85	85	85	85	85	85
	Std. Deviation	.73527	.61540	.70869	.69673	.63906	.68334	.60530	.76459	.60968	.78448	.62846	.68742	.79951	.58146	.56261
	Mean	3.6471	3.7529	3.6118	3.6706	3.7412	3.5176	3.6706	3.3412	3.7176	3.3647	3.5294	3.6353	3.3647	3.6000	3.5882
	Sum	310.00	319.00	307.00	312.00	318.00	299.00	312.00	284.00	316.00	286.00	300.00	309.00	286.00	306.00	305.00
	Minimum	1.00	1.00	1.00	1.00	2.00	2.00	2.00	2.00	2.00	2.00	2.00	2.00	1.00	2.00	1.00
	Maximum	4.00	4.00	4.00	4.00	4.00	4.00	4.00	4.00	4.00	4.00	4.00	4.00	4.00	4.00	4.00
	Variance	.541	.379	.502	.485	.408	.467	.366	.585	.372	.615	.395	.473	.639	.338	.317
B	N	57	57	57	57	57	57	57	57	57	57	57	57	57	57	57
	Std. Deviation	.58221	.62728	.61975	.64792	.60749	.65657	.39815	.68184	.50063	.70888	.62728	.75758	.77799	.57025	.75468
	Mean	3.6491	3.7719	3.6140	3.6140	3.6667	3.5439	3.8070	3.4386	3.7719	3.4561	3.5614	3.4561	3.4211	3.5263	3.5789
	Sum	208.00	215.00	206.00	206.00	209.00	202.00	217.00	196.00	215.00	197.00	203.00	197.00	203.00	195.00	204.00
	Minimum	2.00	1.00	2.00	2.00	2.00	2.00	3.00	2.00	2.00	2.00	2.00	1.00	1.00	2.00	1.00
	Maximum	4.00	4.00	4.00	4.00	4.00	4.00	4.00	4.00	4.00	4.00	4.00	4.00	4.00	4.00	4.00
	Variance	.339	.393	.384	.420	.369	.431	.159	.465	.251	.503	.393	.574	.605	.325	.570
Total	N	142	142	142	142	142	142	142	142	142	142	142	142	142	142	142
	Std. Deviation	.67579	.61805	.67213	.67579	.62548	.67049	.53454	.73158	.56718	.75381	.62595	.71919	.78865	.57609	.64404
	Mean	3.6479	3.7606	3.6127	3.6479	3.7113	3.5282	3.7254	3.3803	3.7394	3.4014	3.5423	3.5634	3.3873	3.5704	3.5845
	Sum	518.00	534.00	513.00	518.00	527.00	501.00	529.00	480.00	531.00	483.00	503.00	506.00	481.00	507.00	509.00
	Minimum	1.00	1.00	1.00	1.00	2.00	2.00	2.00	2.00	2.00	2.00	2.00	1.00	1.00	2.00	1.00
	Maximum	4.00	4.00	4.00	4.00	4.00	4.00	4.00	4.00	4.00	4.00	4.00	4.00	4.00	4.00	4.00
	Variance	.457	.382	.452	.457	.391	.450	.286	.535	.322	.568	.392	.517	.622	.332	.415

Report

ANGKATAN		SES1	SES2	SES3	SES4	SES5	SES6	SES7	SES8	SES9	SES10	SES11	SES12	SES13	SES14	SES15
2015.00	N	30	30	30	30	30	30	30	30	30	30	30	30	30	30	30
	Std. Deviation	.65126	.48423	.58329	.63968	.62606	.62881	.63968	.81720	.59596	.76489	.68229	.62606	.77385	.56324	.67466
	Mean	3.7000	3.8000	3.7333	3.7333	3.7667	3.5333	3.7333	3.2333	3.7000	3.3667	3.5000	3.7667	3.4333	3.6000	3.6000
	Sum	111.00	114.00	112.00	112.00	113.00	106.00	112.00	97.00	111.00	101.00	105.00	113.00	103.00	108.00	108.00
	Minimum	2.00	2.00	2.00	2.00	2.00	2.00	2.00	2.00	2.00	2.00	2.00	2.00	2.00	2.00	1.00
	Maximum	4.00	4.00	4.00	4.00	4.00	4.00	4.00	4.00	4.00	4.00	4.00	4.00	4.00	4.00	4.00
	Variance	.424	.234	.340	.409	.392	.395	.409	.668	.355	.585	.466	.392	.599	.317	.455
2016.00	N	38	38	38	38	38	38	38	38	38	38	38	38	38	38	38
	Std. Deviation	.54198	.60873	.68721	.62715	.60109	.72154	.50319	.64504	.43659	.78572	.55431	.75808	.84714	.56511	.75053
	Mean	3.7632	3.8158	3.5263	3.6579	3.7368	3.5789	3.7368	3.5526	3.8421	3.3684	3.7368	3.5789	3.3421	3.7105	3.3684
	Sum	143.00	145.00	134.00	139.00	142.00	136.00	142.00	135.00	146.00	128.00	142.00	136.00	127.00	141.00	128.00
	Minimum	2.00	1.00	2.00	2.00	2.00	2.00	2.00	2.00	2.00	2.00	2.00	2.00	1.00	2.00	1.00
	Maximum	4.00	4.00	4.00	4.00	4.00	4.00	4.00	4.00	4.00	4.00	4.00	4.00	4.00	4.00	4.00
	Variance	.294	.371	.472	.393	.361	.521	.253	.416	.191	.617	.307	.575	.718	.319	.563
2017.00	N	38	38	38	38	38	38	38	38	38	38	38	38	38	38	38
	Std. Deviation	.66886	.81461	.63839	.61106	.72154	.68306	.44626	.67468	.45650	.63839	.54132	.72597	.79517	.54720	.63335
	Mean	3.6579	3.6579	3.6053	3.7105	3.6789	3.5789	3.7368	3.3684	3.8158	3.6053	3.6316	3.5000	3.4474	3.6053	3.6316
	Sum	139.00	139.00	137.00	141.00	136.00	136.00	142.00	128.00	145.00	137.00	138.00	133.00	131.00	137.00	138.00
	Minimum	1.00	1.00	2.00	2.00	2.00	2.00	3.00	2.00	2.00	2.00	2.00	2.00	1.00	2.00	1.00
	Maximum	4.00	4.00	4.00	4.00	4.00	4.00	4.00	4.00	4.00	4.00	4.00	4.00	4.00	4.00	4.00
	Variance	.447	.664	.408	.373	.521	.467	.199	.455	.208	.408	.293	.527	.632	.299	.401
2018.00	N	36	36	36	36	36	36	36	36	36	36	36	36	36	36	36
	Std. Deviation	.81015	.48469	.76636	.81064	.54043	.64918	.57666	.79282	.73193	.80623	.65949	.73463	.75593	.59295	.43916
	Mean	3.4722	3.7778	3.6111	3.5000	3.7778	3.4167	3.6944	3.3333	3.5833	3.2500	3.2778	3.4444	3.3333	3.3611	3.7500
	Sum	125.00	136.00	130.00	126.00	136.00	123.00	133.00	120.00	129.00	117.00	118.00	124.00	120.00	121.00	135.00
	Minimum	1.00	2.00	1.00	1.00	2.00	2.00	2.00	2.00	2.00	2.00	2.00	2.00	2.00	2.00	3.00
	Maximum	4.00	4.00	4.00	4.00	4.00	4.00	4.00	4.00	4.00	4.00	4.00	4.00	4.00	4.00	4.00
	Variance	.656	.235	.587	.657	.292	.421	.333	.629	.536	.650	.435	.540	.571	.352	.193
Total	N	142	142	142	142	142	142	142	142	142	142	142	142	142	142	142
	Std. Deviation	.67579	.61805	.67213	.67579	.62548	.67049	.53454	.73158	.56718	.75381	.62595	.71919	.78865	.57609	.64404
	Mean	3.6479	3.7606	3.6127	3.6479	3.7113	3.5282	3.7254	3.3803	3.7394	3.4014	3.5423	3.5634	3.3873	3.5704	3.5845
	Sum	518.00	534.00	513.00	518.00	527.00	501.00	529.00	480.00	531.00	483.00	503.00	506.00	481.00	507.00	509.00
	Minimum	1.00	1.00	1.00	1.00	2.00	2.00	2.00	2.00	2.00	2.00	2.00	1.00	1.00	2.00	1.00
	Maximum	4.00	4.00	4.00	4.00	4.00	4.00	4.00	4.00	4.00	4.00	4.00	4.00	4.00	4.00	4.00
	Variance	.457	.382	.452	.457	.391	.450	.286	.535	.322	.568	.392	.517	.622	.332	.415

Report

	SES1	SES2	SES3	SES4	SES5	SES6	SES7	SES8	SES9	SES10	SES11	SES12	SES13	SES14	SES15
PENGETAHUAN															
Akuntan Internal															
Perusahaan															
N	16	16	16	16	16	16	16	16	16	16	16	16	16	16	16
Std. Deviation	.72744	.96609	.73030	.88506	.71880	.72744	.61914	.77460	.57735	.77460	.63246	.73030	.77460	.51235	.50000
Mean	3.4375	3.5000	3.5000	3.3750	3.6250	3.4375	3.6250	3.2500	3.7500	3.2500	3.5000	3.5000	3.2500	3.5625	3.6250
Sum	55.00	56.00	56.00	54.00	58.00	55.00	58.00	52.00	60.00	52.00	56.00	56.00	52.00	57.00	58.00
Minimum	2.00	1.00	2.00	2.00	2.00	2.00	2.00	2.00	2.00	2.00	2.00	2.00	2.00	3.00	3.00
Maximum	4.00	4.00	4.00	4.00	4.00	4.00	4.00	4.00	4.00	4.00	4.00	4.00	4.00	4.00	4.00
Variance	.529	.933	.533	.783	.517	.529	.383	.800	.333	.600	.400	.533	.600	.263	.250
Akuntan Manajemen															
N	5	5	5	5	5	5	5	5	5	5	5	5	5	5	5
Std. Deviation	.89443	.00000	.54772	.54772	.89443	.00000	.44721	.89443	.00000	.44721	.83666	.54772	.44721	.00000	.54772
Mean	3.4000	4.0000	3.6000	3.6000	3.6000	4.0000	3.8000	3.4000	4.0000	3.8000	3.2000	3.6000	3.8000	4.0000	3.6000
Sum	17.00	20.00	18.00	18.00	18.00	20.00	19.00	17.00	20.00	19.00	16.00	18.00	19.00	20.00	18.00
Minimum	2.00	4.00	3.00	3.00	2.00	4.00	3.00	2.00	4.00	3.00	2.00	3.00	3.00	4.00	3.00
Maximum	4.00	4.00	4.00	4.00	4.00	4.00	4.00	4.00	4.00	4.00	4.00	4.00	4.00	4.00	4.00
Variance	.800	.000	.300	.300	.800	.000	.200	.800	.000	.200	.700	.300	.200	.000	.300
Akuntan Publik															
N	116	116	116	116	116	116	116	116	116	116	116	116	116	116	116
Std. Deviation	.61271	.54724	.66273	.59835	.59154	.65132	.50882	.72206	.58022	.74861	.62170	.69632	.79201	.59483	.67439
Mean	3.7241	3.8017	3.6466	3.7241	3.7414	3.5431	3.7500	3.4052	3.7328	3.4310	3.5690	3.6034	3.4138	3.5517	3.5776
Sum	432.00	441.00	423.00	432.00	434.00	411.00	435.00	395.00	433.00	398.00	414.00	418.00	396.00	412.00	415.00
Minimum	1.00	1.00	1.00	1.00	2.00	2.00	2.00	2.00	2.00	2.00	2.00	1.00	1.00	2.00	1.00
Maximum	4.00	4.00	4.00	4.00	4.00	4.00	4.00	4.00	4.00	4.00	4.00	4.00	4.00	4.00	4.00
Variance	.375	.299	.439	.358	.350	.424	.259	.521	.337	.560	.387	.485	.627	.354	.455
Akuntan Sistem															
N	5	5	5	5	5	5	5	5	5	5	5	5	5	5	5
Std. Deviation	1.09545	.89443	.83666	1.09545	.89443	1.00000	.89443	.83666	.54772	.83666	.54772	1.09545	.83666	.54772	.54772
Mean	2.8000	3.4000	3.2000	2.8000	3.4000	3.0000	3.4000	3.2000	3.6000	2.8000	3.4000	2.8000	2.8000	3.6000	3.6000
Sum	14.00	17.00	16.00	14.00	17.00	15.00	17.00	16.00	18.00	14.00	17.00	14.00	14.00	18.00	18.00
Minimum	2.00	2.00	2.00	2.00	2.00	2.00	2.00	2.00	3.00	2.00	3.00	2.00	2.00	3.00	3.00
Maximum	4.00	4.00	4.00	4.00	4.00	4.00	4.00	4.00	4.00	4.00	4.00	4.00	4.00	4.00	4.00
Variance	1.200	.800	.700	1.200	.800	1.000	.800	.700	.300	.700	.300	1.200	.700	.300	.300
Total															
N	142	142	142	142	142	142	142	142	142	142	142	142	142	142	142
Std. Deviation	.67579	.61805	.67213	.67579	.62548	.67049	.53454	.73158	.56718	.75381	.62595	.71919	.78865	.57609	.64404
Mean	3.6479	3.7606	3.6127	3.6479	3.7113	3.5282	3.7254	3.3803	3.7394	3.4014	3.5423	3.5634	3.3873	3.5704	3.5845
Sum	518.00	534.00	513.00	518.00	527.00	501.00	529.00	480.00	531.00	483.00	503.00	506.00	481.00	507.00	509.00
Minimum	1.00	1.00	1.00	1.00	2.00	2.00	2.00	2.00	2.00	2.00	2.00	1.00	1.00	2.00	1.00
Maximum	4.00	4.00	4.00	4.00	4.00	4.00	4.00	4.00	4.00	4.00	4.00	4.00	4.00	4.00	4.00
Variance	.457	.382	.452	.457	.391	.450	.286	.535	.322	.568	.392	.517	.622	.332	.415

Report

	L1	L2	L3	L4	L5	L6	L7	L8	L9	L10	L11	L12	L13	L14	L15	L16	L17	L18	L19	L20	L21	L22
Pria N	28	28	28	28	28	28	28	28	28	28	28	28	28	28	28	28	28	28	28	28	28	28
Std. Deviation	87891	57735	49735	56811	66269	54786	52453	59982	52453	61183	41697	66269	79266	77237	59982	49735	63725	76290	50787	74447	63725	90487
Mean	3.5714	3.5000	3.8929	3.7857	3.8286	3.8214	3.8571	3.7143	3.8571	3.8214	4.1071	4.0714	4.0357	3.8214	3.7143	4.1071	3.9643	3.7143	4.0357	3.9643	4.0357	3.8214
Sum	100.00	98.00	109.00	106.00	110.00	107.00	108.00	104.00	106.00	107.00	115.00	114.00	113.00	107.00	104.00	115.00	111.00	104.00	113.00	111.00	113.00	107.00
Minimum	1.00	3.00	3.00	2.00	3.00	3.00	3.00	3.00	3.00	3.00	3.00	2.00	2.00	1.00	3.00	3.00	2.00	2.00	3.00	2.00	3.00	2.00
Maximum	5.00	5.00	5.00	5.00	5.00	5.00	5.00	5.00	5.00	5.00	5.00	5.00	5.00	5.00	5.00	5.00	5.00	5.00	5.00	5.00	5.00	5.00
Variance	772	333	247	323	439	300	275	360	275	374	173	439	628	597	360	247	406	582	258	554	406	819
Wanita N	114	114	114	114	114	114	114	114	114	114	114	114	114	114	114	114	114	114	114	114	114	114
Std. Deviation	84935	67285	63099	59261	58889	60940	69106	73340	60736	71017	53976	69844	74412	67007	66197	66687	63216	79026	65703	64438	65933	66897
Mean	3.7807	3.8421	3.9912	3.9474	4.0283	3.9925	4.0175	3.9661	4.0528	4.0088	4.0263	4.0877	4.0614	3.8947	3.7807	3.8421	3.8421	3.7291	4.0439	3.9737	4.0877	3.9386
Sum	431.00	438.00	455.00	450.00	459.00	454.00	458.00	451.00	462.00	457.00	459.00	465.00	463.00	444.00	431.00	438.00	438.00	425.00	461.00	453.00	466.00	449.00
Minimum	1.00	3.00	3.00	3.00	3.00	3.00	2.00	1.00	3.00	3.00	3.00	2.00	2.00	2.00	1.00	2.00	3.00	2.00	3.00	3.00	3.00	2.00
Maximum	5.00	5.00	5.00	5.00	5.00	5.00	5.00	5.00	5.00	5.00	5.00	5.00	5.00	5.00	5.00	5.00	5.00	5.00	5.00	5.00	5.00	5.00
Variance	721	453	388	351	344	371	478	538	369	504	291	488	554	449	438	470	400	625	432	415	435	448
Total N	142	142	142	142	142	142	142	142	142	142	142	142	142	142	142	142	142	142	142	142	142	142
Std. Deviation	86618	66732	60663	58942	60138	59938	66296	71365	59532	80388	51740	68926	75112	68915	64868	65998	63278	78229	62878	66251	65913	71947
Mean	3.7394	3.7746	3.9718	3.9155	4.0070	3.9507	3.9859	3.9095	4.0141	3.9718	4.0423	4.0845	4.0563	3.8803	3.7676	3.8944	3.8682	3.7254	4.0423	3.9718	4.0775	3.9155
Sum	531.00	536.00	564.00	556.00	569.00	561.00	566.00	555.00	570.00	564.00	574.00	560.00	576.00	551.00	535.00	553.00	549.00	529.00	574.00	564.00	579.00	556.00
Minimum	1.00	3.00	3.00	2.00	3.00	3.00	2.00	1.00	3.00	3.00	3.00	2.00	2.00	1.00	1.00	2.00	2.00	2.00	3.00	2.00	3.00	2.00
Maximum	5.00	5.00	5.00	5.00	5.00	5.00	5.00	5.00	5.00	5.00	5.00	5.00	5.00	5.00	5.00	5.00	5.00	5.00	5.00	5.00	5.00	5.00
Variance	733	445	368	347	362	369	440	509	364	481	268	475	564	475	421	436	400	612	395	439	427	518

		Report																					
UNIVERSITAS		L1	L2	L3	L4	L5	L6	L7	L8	L9	L10	L11	L12	L13	L14	L15	L16	L17	L18	L19	L20	L21	L22
STIE Bank BPD Jateng	Mean	4.4000	4.2000	4.8000	4.4000	4.4000	4.6000	4.0000	4.2000	4.6000	4.6000	3.8000	3.8000	3.8000	4.0000	4.0000	3.6000	3.8000	3.8000	4.6000	4.0000	4.0000	4.0000
	Std. Deviation	.5472	.44721	.44721	.70711	.54722	.54722	1.22474	.44721	.54722	.44721	.83666	.83666	.70711	.70711	1.34164	.83666	.83666	.54722	.70711	.70711	.70711	.70711
	Sum	22.00	21.00	24.00	20.00	22.00	23.00	20.00	21.00	23.00	23.00	19.00	19.00	19.00	20.00	20.00	18.00	19.00	19.00	23.00	20.00	20.00	20.00
	Minimum	4.00	4.00	4.00	3.00	4.00	4.00	2.00	3.00	4.00	4.00	3.00	3.00	3.00	3.00	3.00	3.00	3.00	3.00	3.00	4.00	3.00	3.00
	Maximum	5.00	5.00	5.00	5.00	5.00	5.00	5.00	5.00	5.00	5.00	5.00	5.00	5.00	5.00	5.00	5.00	5.00	5.00	5.00	5.00	5.00	5.00
	Variance	.300	.200	.200	.500	.300	.300	1.500	.200	.300	.300	.700	.700	.500	.500	1.800	.700	.700	.300	.500	.300	.300	.300
STIE Dharmaputra Semarang	Mean	3.5000	3.7500	4.0000	3.2500	4.0000	4.5000	4.2500	4.0000	4.2500	3.7500	4.2500	3.7500	4.2500	3.7500	3.5000	4.0000	3.7500	3.7500	4.2500	4.2500	4.2500	3.7500
	Std. Deviation	.57735	.95743	.00000	.50000	.00000	.57735	.95743	.81650	.50000	.50000	.50000	.50000	.50000	.50000	1.00000	.00000	.95743	.50000	.50000	.50000	.50000	.50000
	Sum	14.00	15.00	16.00	13.00	16.00	18.00	17.00	16.00	17.00	15.00	17.00	15.00	17.00	15.00	14.00	16.00	15.00	15.00	17.00	17.00	17.00	15.00
	Minimum	3.00	3.00	4.00	3.00	4.00	4.00	3.00	3.00	4.00	3.00	4.00	3.00	4.00	3.00	3.00	2.00	4.00	3.00	3.00	4.00	4.00	3.00
	Maximum	4.00	5.00	4.00	4.00	4.00	5.00	5.00	5.00	5.00	4.00	5.00	4.00	5.00	4.00	5.00	4.00	4.00	4.00	4.00	5.00	5.00	4.00
	Variance	.333	.917	.000	.250	.000	.333	.917	.667	.250	.250	.250	.250	.250	.250	1.000	.000	.917	.250	.250	.250	.250	.250
STIE Widya Manggala	Mean	3.3333	4.3333	4.0000	4.0000	4.0000	4.0000	4.0000	4.0000	4.0000	4.0000	3.6667	3.6667	3.0000	3.3333	3.6667	3.0000	3.0000	3.0000	3.0000	3.6667	3.6667	3.6667
	Std. Deviation	.57735	.57735	.00000	.00000	.00000	.00000	.00000	.00000	.00000	.00000	.57735	.57735	.00000	.57735	.00000	.00000	.00000	.00000	.00000	.57735	.57735	.57735
	Sum	10.00	13.00	12.00	12.00	12.00	12.00	12.00	12.00	12.00	12.00	11.00	11.00	9.00	10.00	11.00	9.00	9.00	9.00	9.00	11.00	11.00	11.00
	Minimum	3.00	4.00	4.00	4.00	4.00	4.00	4.00	4.00	4.00	4.00	3.00	3.00	3.00	3.00	3.00	3.00	3.00	3.00	3.00	3.00	3.00	3.00
	Maximum	4.00	5.00	4.00	4.00	4.00	4.00	4.00	4.00	4.00	4.00	4.00	4.00	4.00	4.00	4.00	4.00	4.00	4.00	4.00	4.00	4.00	4.00
	Variance	.333	.333	.000	.000	.000	.000	.000	.000	.000	.000	.333	.333	.000	.333	.000	.000	.000	.000	.000	.333	.333	.333
UNAKI	Mean	4.5000	4.5000	4.5000	4.0000	4.0000	4.0000	4.0000	4.0000	4.0000	4.0000	3.5000	3.5000	3.5000	3.5000	3.5000	3.5000	3.5000	3.5000	3.5000	3.5000	3.5000	3.5000
	Std. Deviation	.2	.2	.2	.2	.2	.2	.2	.2	.2	.2	.2	.2	.2	.2	.2	.2	.2	.2	.2	.2	.2	.2
	Sum	9.00	9.00	9.00	8.00	8.00	8.00	8.00	8.00	8.00	8.00	7.00	7.00	7.00	7.00	7.00	7.00	7.00	7.00	7.00	7.00	7.00	7.00
	Minimum	4.00	4.00	4.00	4.00	4.00	4.00	4.00	4.00	4.00	4.00	3.00	3.00	3.00	3.00	3.00	3.00	3.00	3.00	3.00	3.00	3.00	3.00
	Maximum	5.00	5.00	5.00	4.00	4.00	4.00	4.00	4.00	4.00	4.00	5.00	5.00	5.00	5.00	5.00	5.00	5.00	5.00	5.00	5.00	5.00	5.00
	Variance	.500	.500	.500	.000	.000	.000	.000	.000	.000	.000	.2000	.2000	.2000	.2000	.2000	.2000	.2000	.2000	.2000	.2000	.2000	.2000
Universitas 17 Agustus 1945 (UNTAD) Semarang	Mean	4.2000	4.4000	4.2000	4.6000	4.4000	4.0000	4.2000	4.0000	4.0000	4.6000	4.4000	4.6000	4.8000	4.4000	4.0000	4.2000	4.0000	3.6000	4.6000	4.2000	4.8000	4.0000
	Std. Deviation	.83666	.54722	.83666	.54722	.54722	1.00000	.83666	.70711	.70711	.83666	.54722	.54722	.44721	.54722	1.00000	.44721	.70711	.83666	.44721	.70711	.83666	.44721
	Sum	21.00	22.00	21.00	23.00	22.00	20.00	21.00	20.00	20.00	23.00	22.00	23.00	24.00	22.00	20.00	21.00	20.00	18.00	23.00	21.00	24.00	20.00
	Minimum	3.00	4.00	3.00	4.00	3.00	3.00	3.00	3.00	3.00	3.00	4.00	4.00	4.00	4.00	3.00	3.00	3.00	3.00	3.00	3.00	4.00	3.00
	Maximum	5.00	5.00	5.00	5.00	5.00	5.00	5.00	5.00	5.00	5.00	5.00	5.00	5.00	5.00	5.00	5.00	5.00	5.00	5.00	5.00	5.00	5.00
	Variance	.700	.300	.700	.300	.300	1.000	.700	.500	.500	.800	.300	.300	.200	.300	1.000	.200	.500	.800	.300	.500	.700	.200
Universitas Dian Nuswantoro	Mean	4.2222	3.8889	3.7778	3.8889	3.8889	3.8889	4.1111	3.8889	4.0000	3.7778	4.1111	4.4444	4.9999	4.0000	4.0000	4.0000	3.8889	3.6667	3.8889	3.6667	4.0000	3.8889
	Std. Deviation	.66667	.60093	.66667	.78174	.78174	.60093	.78174	.92796	.50000	.83333	.33333	.72648	.70711	.70711	.70711	.50000	.60093	.86603	.78174	.50000	.70711	.92796
	Sum	38.00	35.00	34.00	35.00	35.00	35.00	37.00	35.00	36.00	34.00	37.00	40.00	39.00	36.00	36.00	36.00	35.00	33.00	35.00	33.00	36.00	35.00
	Minimum	3.00	3.00	3.00	3.00	3.00	3.00	3.00	3.00	3.00	3.00	3.00	3.00	3.00	3.00	3.00	3.00	3.00	3.00	3.00	3.00	3.00	3.00
	Maximum	5.00	5.00	5.00	5.00	5.00	5.00	5.00	5.00	5.00	5.00	5.00	5.00	5.00	5.00	5.00	5.00	5.00	5.00	5.00	5.00	5.00	5.00
	Variance	.444	.361	.444	.611	.611	.361	.611	.861	.250	.694	.111	.528	.500	.500	.500	.250	.361	.750	.611	.250	.500	.861
Universitas Diponegoro	Mean	3.3333	3.5833	3.9167	3.9167	4.0833	3.6667	3.7500	3.9167	4.0833	4.1667	4.0833	4.0000	3.9167	3.8333	3.8333	3.6667	3.8333	3.5833	4.0000	3.9167	3.9167	4.1667
	Std. Deviation	.88763	.79286	.51493	.51493	.51493	.49237	.62158	.68856	.68856	.57735	.28868	.73855	.68856	1.02988	.57735	.65134	.71774	.98620	.60302	.51493	.68856	.57735
	Sum	40.00	43.00	47.00	47.00	49.00	44.00	45.00	47.00	47.00	49.00	49.00	49.00	46.00	46.00	44.00	44.00	43.00	48.00	47.00	47.00	47.00	50.00
	Minimum	1.00	3.00	3.00	3.00	3.00	3.00	3.00	3.00	3.00	3.00	3.00	3.00	3.00	2.00	3.00	2.00	3.00	3.00	2.00	3.00	3.00	3.00
	Maximum	4.00	5.00	5.00	5.00	5.00	4.00	5.00	5.00	5.00	5.00	5.00	5.00	5.00	5.00	5.00	5.00	5.00	5.00	5.00	5.00	5.00	5.00
	Variance	.758	.629	.265	.265	.265	.242	.386	.447	.386	.447	.293	.693	.645	.845	.447	.611	.693	.862	.364	.265	.447	.333
Universitas Islam Negeri Walisongo	Mean	3.2500	3.2500	4.0000	4.0000	3.7500	4.0000	3.7500	3.7500	4.0000	4.2500	4.0000	4.0000	4.0000	4.0000	4.0000	4.0000	4.0000	4.0000	4.0000	4.0000	4.0000	4.0000
	Std. Deviation	.50000	.50000	.00000	.00000	.50000	.00000	.50000	.95743	.81650	.50000	.00000	.00000	.00000	.00000	.00000	.00000	.00000	.00000	.00000	.00000	.00000	.00000
	Sum	13.00	13.00	16.00	16.00	15.00	16.00	15.00	16.00	16.00	17.00	16.00	16.00	16.00	16.00	16.00	16.00	16.00	16.00	16.00	16.00	16.00	16.00
	Minimum	3.00	3.00	4.00	4.00	3.00	4.00	3.00	3.00	3.00	4.00	4.00	4.00	4.00	4.00	4.00	4.00	4.00	4.00	4.00	4.00	4.00	4.00
	Maximum	4.00	4.00	4.00	4.00	4.00	4.00	4.00	4.00	4.00	5.00	5.00	5.00	5.00	5.00	5.00	5.00	5.00	5.00	5.00	5.00	5.00	5.00
	Variance	.250	.250	.000	.000	.250	.000	.250	.917	.667	.250	.000	.000	.000	.000	.000	.000	.000	.000	.000	.000	.000	.000
Universitas Islam Sultan Agung	Mean	3.7778	3.4444	3.8889	3.6667	3.3333	3.5556	3.6667	3.4444	3.6667	3.6667	4.2222	3.8889	4.1111	3.8889	3.6667	4.2222	3.7778	3.5556	4.0000	3.7778	4.2222	3.8889
	Std. Deviation	.66667	.52705	.60093	.60093	.50000	.52705	.60093	.52705	.50000	.52705	.44096	.33333	.78174	.60093	.70711	.66667	.83333	.52705	.70711	.66667	.66667	.78174
	Sum	34.00	31.00	35.00	33.00	30.00	32.00	33.00	31.00	33.00	33.00	38.00	35.00	37.00	35.00	33.00	38.00	34.00	32.00	36.00	34.00	38.00	35.00
	Minimum	3.00	3.00	3.00	3.00	3.00	3.00	3.00	3.00	3.00	3.00	3.00	3.00	3.00	3.00	3.00	3.00	3.00	3.00	3.00	3.00	3.00	3.00
	Maximum	5.00	4.00	5.00	4.00	4.00	4.00	4.00	4.00	4.00	4.00	4.00	4.00	4.00	4.00	4.00	4.00	4.00	4.00	4.00	4.00	4.00	4.00
	Variance	.444	.278	.361	.250	.250	.278	.250	.278	.250	.278	.194	.111	.611	.361	.500	.444	.694	.278	.500	.444	.444	.611
Universitas Katolik So																							

Report

AKREDITASI		L1	L2	L3	L4	L5	L6	L7	L8	L9	L10	L11	L12	L13	L14	L15	L16	L17	L18	L19	L20	L21	L22
A	Mean	3.8118	3.7529	3.9412	3.9176	3.9882	3.9412	3.9765	3.8941	4.0000	3.9882	4.0235	4.0824	4.0000	3.8706	3.7529	3.8824	3.8471	3.6235	3.9882	3.8706	4.0235	3.8588
	N	85	85	85	85	85	85	85	85	85	85	85	85	85	85	85	85	85	85	85	85	85	85
	Std. Deviation	.79424	.67092	.58458	.60182	.62667	.60460	.67218	.67301	.59761	.68128	.48738	.67633	.67259	.70353	.67092	.60576	.60761	.84482	.60738	.59338	.67218	.70968
	Sum	324.00	319.00	335.00	333.00	339.00	335.00	338.00	331.00	340.00	339.00	342.00	347.00	340.00	329.00	319.00	330.00	327.00	308.00	339.00	329.00	342.00	328.00
	Minimum	1.00	3.00	3.00	2.00	3.00	3.00	3.00	3.00	3.00	3.00	3.00	2.00	2.00	2.00	1.00	3.00	2.00	2.00	3.00	3.00	3.00	3.00
	Maximum	5.00	5.00	5.00	5.00	5.00	5.00	5.00	5.00	5.00	5.00	5.00	5.00	5.00	5.00	5.00	5.00	5.00	5.00	5.00	5.00	5.00	5.00
	Variance	.631	.450	.342	.362	.393	.366	.452	.453	.357	.464	.238	.457	.452	.495	.450	.367	.369	.714	.369	.352	.452	.504
B	Mean	3.6316	3.8070	4.0175	3.9123	4.0351	3.9649	4.0000	3.9298	4.0351	3.9474	4.0702	4.0877	4.1404	3.8947	3.7895	3.9123	3.8947	3.8772	4.1228	4.1228	4.1579	4.0000
	N	57	57	57	57	57	57	57	57	57	57	57	57	57	57	57	57	57	57	57	57	57	57
	Std. Deviation	.93792	.66651	.64063	.57572	.56584	.59656	.65465	.77597	.59656	.71766	.56251	.71416	.85437	.67306	.61924	.73874	.67306	.65657	.65657	.73364	.62076	.73193
	Sum	207.00	217.00	229.00	223.00	230.00	226.00	228.00	224.00	230.00	225.00	232.00	233.00	236.00	222.00	216.00	223.00	222.00	221.00	235.00	235.00	237.00	228.00
	Minimum	1.00	3.00	3.00	3.00	3.00	3.00	2.00	1.00	3.00	3.00	3.00	2.00	2.00	1.00	2.00	2.00	3.00	3.00	3.00	2.00	3.00	2.00
	Maximum	5.00	5.00	5.00	5.00	5.00	5.00	5.00	5.00	5.00	5.00	5.00	5.00	5.00	5.00	5.00	5.00	5.00	5.00	5.00	5.00	5.00	5.00
	Variance	.880	.444	.410	.331	.320	.356	.429	.602	.356	.515	.316	.510	.730	.453	.383	.546	.453	.431	.431	.538	.385	.536
Total	Mean	3.7394	3.7746	3.9718	3.9155	4.0070	3.9507	3.9859	3.9085	4.0141	3.9718	4.0423	4.0845	4.0563	3.8803	3.7676	3.8944	3.8662	3.7254	4.0423	3.9718	4.0775	3.9155
	N	142	142	142	142	142	142	142	142	142	142	142	142	142	142	142	142	142	142	142	142	142	142
	Std. Deviation	.85618	.66732	.60663	.58942	.60138	.59938	.66296	.71365	.59532	.69388	.51740	.68926	.75112	.68915	.64868	.65998	.63278	.78229	.62878	.66251	.65313	.71947
	Sum	531.00	536.00	564.00	556.00	569.00	561.00	566.00	555.00	570.00	564.00	574.00	580.00	576.00	551.00	535.00	553.00	549.00	529.00	574.00	564.00	579.00	556.00
	Minimum	1.00	3.00	3.00	2.00	3.00	3.00	2.00	1.00	3.00	3.00	3.00	2.00	2.00	1.00	1.00	2.00	2.00	2.00	3.00	2.00	3.00	2.00
	Maximum	5.00	5.00	5.00	5.00	5.00	5.00	5.00	5.00	5.00	5.00	5.00	5.00	5.00	5.00	5.00	5.00	5.00	5.00	5.00	5.00	5.00	5.00
	Variance	.733	.445	.368	.347	.362	.359	.440	.509	.354	.481	.268	.475	.564	.475	.421	.436	.400	.612	.395	.439	.427	.518

Report

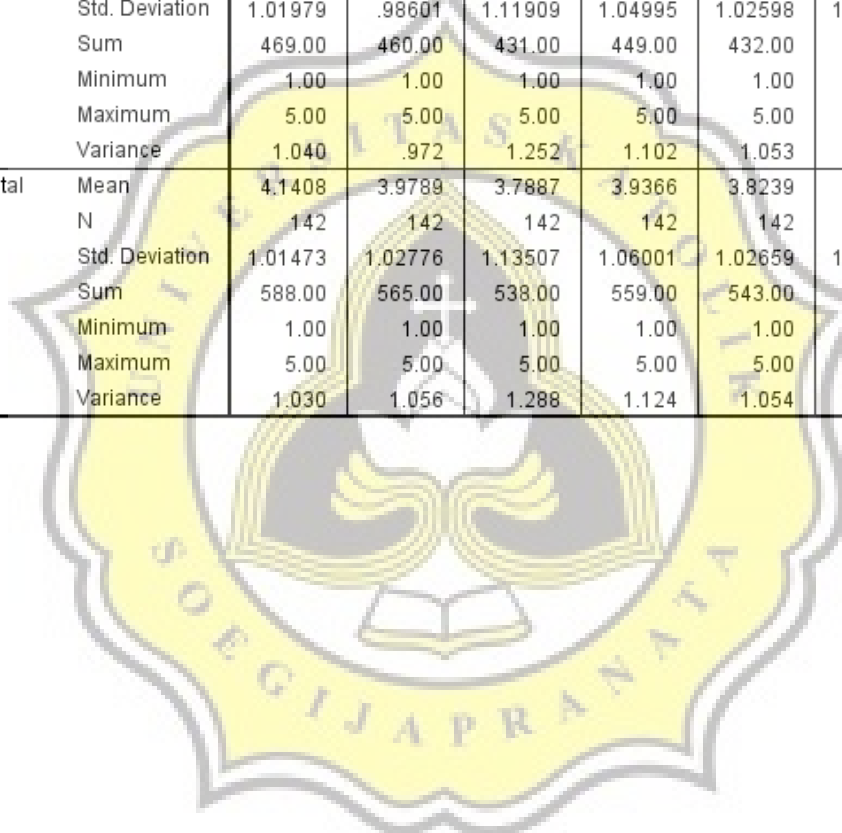
ANGKATAN		L1	L2	L3	L4	L5	L6	L7	L8	L9	L10	L11	L12	L13	L14	L15	L16	L17	L18	L19	L20	L21	L22
2015.00	Mean	3.8333	3.7333	4.1667	4.0000	3.9333	3.9667	3.9333	3.8333	4.1000	4.0667	3.9667	4.0000	3.9667	3.8000	3.8000	3.9000	3.9000	3.7333	3.9667	3.9667	3.9667	3.9333
	N	30	30	30	30	30	30	30	30	30	30	30	30	30	30	30	30	30	30	30	30	30	30
	Std. Deviation	.91287	.73968	.58209	.52523	.58329	.61495	.58329	.64772	.71197	.63968	.49013	.64327	.76489	.80516	.66436	.60743	.71197	.78492	.55605	.61495	.61495	.63968
	Sum	115.00	112.00	125.00	120.00	118.00	119.00	118.00	115.00	123.00	122.00	119.00	120.00	119.00	114.00	114.00	117.00	117.00	112.00	119.00	119.00	119.00	118.00
	Minimum	1.00	3.00	3.00	3.00	3.00	3.00	3.00	3.00	3.00	3.00	3.00	2.00	2.00	2.00	2.00	3.00	3.00	2.00	2.00	3.00	3.00	3.00
	Maximum	5.00	5.00	5.00	5.00	5.00	5.00	5.00	5.00	5.00	5.00	5.00	5.00	5.00	5.00	5.00	5.00	5.00	5.00	5.00	5.00	5.00	5.00
	Variance	.833	.547	.351	.276	.340	.378	.340	.420	.507	.409	.240	.414	.585	.648	.441	.369	.507	.616	.309	.378	.378	.409
2016.00	Mean	3.7632	3.7368	3.8158	3.9211	3.9737	3.8684	3.9474	3.7368	3.7895	3.8421	4.1316	4.1842	4.1842	3.8947	3.6842	3.9211	3.7895	3.6842	4.0000	3.8947	4.1579	3.8158
	N	38	38	38	38	38	38	38	38	38	38	38	38	38	38	38	38	38	38	38	38	38	38
	Std. Deviation	.97077	.64449	.65162	.71212	.67731	.62259	.76925	.82803	.57694	.75431	.57756	.76601	.80052	.83146	.77478	.67310	.66405	.73907	.73521	.76369	.67888	.89610
	Sum	143.00	142.00	145.00	149.00	151.00	147.00	150.00	142.00	144.00	146.00	157.00	159.00	159.00	148.00	140.00	149.00	144.00	140.00	152.00	148.00	158.00	145.00
	Minimum	1.00	3.00	3.00	2.00	3.00	3.00	3.00	1.00	3.00	3.00	3.00	2.00	2.00	1.00	1.00	3.00	3.00	2.00	3.00	2.00	3.00	2.00
	Maximum	5.00	5.00	5.00	5.00	5.00	5.00	5.00	5.00	5.00	5.00	5.00	5.00	5.00	5.00	5.00	5.00	5.00	5.00	5.00	5.00	5.00	5.00
	Variance	.942	.415	.425	.507	.459	.388	.592	.686	.333	.569	.334	.587	.641	.691	.600	.453	.441	.546	.541	.583	.461	.803
2017.00	Mean	3.6842	3.7632	3.9211	3.9211	3.9474	4.0000	4.0526	4.0526	4.0789	4.0526	3.9737	4.0526	4.0000	3.8684	3.8158	3.8684	3.9737	3.6053	4.0789	3.9474	4.0526	3.9474
	N	38	38	38	38	38	38	38	38	38	38	38	38	38	38	38	38	38	38	38	38	38	38
	Std. Deviation	.80891	.67521	.63167	.63167	.51713	.61512	.61281	.73328	.48666	.65543	.54460	.69544	.80539	.57756	.60873	.74148	.63616	.85549	.58732	.69544	.65543	.73328
	Sum	140.00	143.00	149.00	149.00	150.00	152.00	154.00	154.00	155.00	154.00	151.00	154.00	152.00	147.00	145.00	147.00	151.00	137.00	155.00	150.00	154.00	150.00
	Minimum	1.00	3.00	3.00	3.00	3.00	3.00	3.00	2.00	3.00	3.00	3.00	3.00	3.00	2.00	2.00	3.00	2.00	3.00	2.00	3.00	3.00	3.00
	Maximum	5.00	5.00	5.00	5.00	5.00	5.00	5.00	5.00	5.00	5.00	5.00	5.00	5.00	5.00	5.00	5.00	5.00	5.00	5.00	5.00	5.00	5.00
	Variance	.654	.456	.399	.399	.267	.378	.376	.538	.237	.430	.297	.484	.649	.334	.371	.550	.405	.732	.345	.484	.430	.538
2018.00	Mean	3.6944	3.8611	4.0278	3.8333	4.1667	3.9722	4.0000	4.0000	4.1111	3.9444	4.0833	4.0833	4.0556	3.9444	3.7778	3.8889	3.8056	3.8889	4.1111	4.0833	4.1111	3.9722
	N	36	36	36	36	36	36	36	36	36	36	36	36	36	36	36	36	36	36	36	36	36	36
	Std. Deviation	.74907	.63932	.50631	.44721	.60945	.55990	.67612	.58554	.57459	.71492	.43916	.64918	.62994	.53154	.54043	.62234	.52478	.74748	.62234	.55420	.66667	.55990
	Sum	133.00	139.00	145.00	138.00	150.00	143.00	144.00	144.00	148.00	142.00	147.00	147.00	146.00	142.00	136.00	140.00	137.00	140.00	148.00	147.00	148.00	143.00
	Minimum	2.00	3.00	3.00	3.00	3.00	3.00	2.00	3.00	3.00	3.00	3.00	2.00	3.00	3.00	2.00	3.00	3.00	2.00	3.00	3.00	3.00	2.00
	Maximum	5.00	5.00	5.00	5.00	5.00	5.00	5.00	5.00	5.00	5.00	5.00	5.00	5.00	5.00	5.00	5.00	5.00	5.00	5.00	5.00	5.00	5.00
	Variance	.561	.409	.256	.200	.371	.313	.457	.343	.330	.511	.193	.421	.397	.283	.292	.387	.275	.559	.387	.307	.444	.313
Total	Mean	3.7394	3.7746	3.9718	3.9155	4.0070	3.9507	3.9859	3.9085	4.0141	3.9718	4.0423	4.0845	4.0563	3.8803	3.7676	3.8944	3.8662	3.7254	4.0423	3.9718	4.0775	3.9155
	N	142	142	142	142	142	142	142	142	142	142	142	142	142	142	142	142	142	142	142	142	142	142
	Std. Deviation	.85618	.66732	.60663	.58942	.60138	.59938	.66296	.71365	.59532	.69388	.51740	.68926	.75112	.68915	.64868	.65998	.63278	.78229	.62878	.66251	.65313	.71947
	Sum	531.00	536.00	564.00	556.00	569.00	561.00	566.00	555.00	570.00	564.00	574.00	580.00	576.00	551.00	535.00	553.00	549.00	529.00	574.00	564.00	579.00	556.00
	Minimum	1.00	3.00	3.00	2.00	3.00	3.00	2.00	1.00	3.00	3.00												

Report

	L1	L2	L3	L4	L5	L6	L7	L8	L9	L10	L11	L12	L13	L14	L15	L16	L17	L18	L19	L20	L21	L22
PENGETAHUAN																						
Akuntan Internal																						
Perusahaan																						
Mean	3.8625	3.7500	4.0625	4.1250	4.0625	4.0000	4.0625	4.4375	4.0000	4.0625	4.2500	4.3750	4.1875	3.9375	3.8125	4.1875	3.9375	3.9375	4.1875	4.2500	4.1875	3.9375
N	16	16	16	16	16	16	16	16	16	16	16	16	16	16	16	16	16	16	16	16	16	16
Std. Deviation	1.03078	85635	57373	50000	57373	63246	88007	63915	63246	77190	57345	50000	65511	57373	65511	54391	57373	92871	40311	57373	54391	85391
Sum	57.00	60.00	65.00	66.00	64.00	64.00	65.00	71.00	64.00	65.00	68.00	70.00	67.00	63.00	61.00	67.00	63.00	63.00	67.00	68.00	67.00	63.00
Minimum	2.00	3.00	3.00	3.00	3.00	3.00	3.00	3.00	3.00	3.00	3.00	3.00	3.00	3.00	3.00	3.00	3.00	3.00	3.00	3.00	3.00	2.00
Maximum	5.00	5.00	5.00	5.00	5.00	5.00	5.00	5.00	5.00	5.00	5.00	5.00	5.00	5.00	5.00	5.00	5.00	5.00	5.00	5.00	5.00	5.00
Variance	1.063	733	339	250	329	400	463	396	400	556	333	280	429	329	429	296	329	862	163	333	296	729
Akuntan Manajemen																						
Mean	3.4000	4.2000	3.8000	3.8000	3.6000	3.6000	3.6000	3.6000	3.6000	3.6000	3.8000	3.8000	3.6000	3.6000	3.8000	3.4000	3.4000	3.0000	3.6000	3.6000	3.8000	4.2000
N	5	5	5	5	5	5	5	5	5	5	5	5	5	5	5	5	5	5	5	5	5	5
Std. Deviation	5.4772	4.4721	4.4721	4.4721	5.4772	5.4772	5.4772	4.4721	4.4721	5.4772	4.4721	4.4721	4.4721	5.4772	8.9443	8.9443	5.4772	7.0711	8.9443	5.4772	8.9443	8.9443
Sum	17.00	21.00	19.00	19.00	18.00	18.00	18.00	18.00	19.00	18.00	19.00	19.00	18.00	18.00	19.00	17.00	17.00	15.00	18.00	18.00	18.00	21.00
Minimum	3.00	4.00	3.00	3.00	3.00	3.00	3.00	3.00	3.00	3.00	3.00	3.00	3.00	3.00	3.00	3.00	3.00	3.00	3.00	3.00	3.00	3.00
Maximum	4.00	5.00	4.00	4.00	4.00	4.00	4.00	4.00	4.00	4.00	4.00	4.00	4.00	4.00	4.00	4.00	4.00	4.00	4.00	4.00	4.00	4.00
Variance	3.00	2.00	2.00	2.00	3.00	3.00	3.00	3.00	3.00	3.00	2.00	2.00	2.00	3.00	7.00	8.00	3.00	5.00	8.00	3.00	7.00	7.00
Akuntan Publik																						
Mean	3.7845	3.7759	3.9569	3.8966	4.0772	3.9569	3.9514	3.8621	4.0259	3.9741	4.0086	4.0431	4.0690	3.8879	3.7759	3.8793	3.8707	3.7241	4.0431	3.9483	4.0690	3.9052
N	116	116	116	116	116	116	116	116	116	116	116	116	116	116	116	116	116	116	116	116	116	116
Std. Deviation	85268	64722	62404	59533	58951	59552	66693	65801	59663	69108	50209	71496	75440	71956	59104	64814	63970	75281	63783	67043	65573	69755
Sum	439.00	438.00	459.00	452.00	468.00	459.00	463.00	448.00	467.00	461.00	465.00	488.00	472.00	451.00	438.00	450.00	449.00	432.00	469.00	458.00	472.00	453.00
Minimum	1.00	3.00	3.00	2.00	3.00	3.00	2.00	2.00	3.00	3.00	3.00	2.00	2.00	1.00	2.00	2.00	2.00	2.00	3.00	2.00	3.00	2.00
Maximum	5.00	5.00	5.00	5.00	5.00	5.00	5.00	5.00	5.00	5.00	5.00	5.00	5.00	5.00	5.00	5.00	5.00	5.00	5.00	5.00	5.00	5.00
Variance	727	419	389	354	348	355	443	433	356	478	252	511	559	518	349	420	409	367	407	449	430	487
Akuntan Sistem																						
Mean	3.6000	3.4000	4.2000	3.8000	4.0000	4.0000	4.0000	3.6000	4.0000	4.0000	4.4000	4.4000	3.8000	3.8000	3.4000	3.8000	4.0000	3.8000	4.0000	4.0000	4.2000	3.8000
N	5	5	5	5	5	5	5	5	5	5	5	5	5	5	5	5	5	5	5	5	5	5
Std. Deviation	5.4772	5.4772	4.4721	8.9666	1.00000	7.0711	7.0711	7.0711	7.0711	7.0711	5.4772	5.4772	8.9666	4.4721	1.51658	8.9666	7.0711	8.9666	7.0711	7.0711	8.9666	8.9666
Sum	18.00	17.00	21.00	19.00	20.00	20.00	20.00	18.00	20.00	20.00	22.00	22.00	19.00	19.00	17.00	19.00	20.00	19.00	20.00	20.00	21.00	19.00
Minimum	3.00	3.00	4.00	3.00	3.00	3.00	3.00	3.00	3.00	3.00	4.00	4.00	3.00	3.00	1.00	3.00	3.00	3.00	3.00	3.00	3.00	3.00
Maximum	4.00	4.00	5.00	5.00	5.00	5.00	5.00	5.00	5.00	5.00	5.00	5.00	5.00	4.00	5.00	5.00	5.00	5.00	5.00	5.00	5.00	5.00
Variance	3.00	3.00	2.00	7.00	1.000	5.00	5.00	2.300	5.00	5.00	3.00	3.00	2.000	2.300	7.00	7.00	5.00	7.00	5.00	5.00	7.00	7.00
Total																						
Mean	3.7394	3.7746	3.9718	3.9155	4.0070	3.9697	3.9659	3.9085	4.0141	3.9718	4.0433	4.0845	4.0563	3.8803	3.7676	3.8944	3.8662	3.7254	4.0423	3.9718	4.0775	3.9155
N	142	142	142	142	142	142	142	142	142	142	142	142	142	142	142	142	142	142	142	142	142	142
Std. Deviation	85618	66732	60863	58942	60138	59938	66236	71385	59552	69388	57140	68926	75112	68915	64888	65998	63278	78229	62878	66251	65313	71947
Sum	531.00	536.00	564.00	556.00	569.00	561.00	566.00	555.00	570.00	564.00	574.00	580.00	576.00	551.00	535.00	553.00	549.00	529.00	574.00	564.00	579.00	556.00
Minimum	1.00	3.00	3.00	2.00	3.00	3.00	2.00	2.00	3.00	3.00	3.00	2.00	2.00	1.00	2.00	2.00	2.00	2.00	3.00	2.00	3.00	2.00
Maximum	5.00	5.00	5.00	5.00	5.00	5.00	5.00	5.00	5.00	5.00	5.00	5.00	5.00	5.00	5.00	5.00	5.00	5.00	5.00	5.00	5.00	5.00
Variance	733	445	368	347	362	359	440	509	354	481	268	475	564	475	421	436	400	362	395	439	427	518

Report

JENIS_KELAMIN		SE2	SE3	SE4	SE5	SE6	SE7	SE8
Pria	Mean	4.2500	3.7500	3.8214	3.9286	3.9643	3.5714	3.7857
	N	28	28	28	28	28	28	28
	Std. Deviation	1.00462	1.17458	1.21879	1.11981	1.03574	1.16837	1.19744
	Sum	119.00	105.00	107.00	110.00	111.00	100.00	106.00
	Minimum	1.00	1.00	1.00	1.00	1.00	1.00	1.00
	Maximum	5.00	5.00	5.00	5.00	5.00	5.00	5.00
	Variance	1.009	1.380	1.485	1.254	1.073	1.365	1.434
Wanita	Mean	4.1140	4.0351	3.7807	3.9386	3.7895	3.7193	3.8421
	N	114	114	114	114	114	114	114
	Std. Deviation	1.01979	.98601	1.11909	1.04995	1.02598	1.26567	1.14890
	Sum	469.00	460.00	431.00	449.00	432.00	424.00	438.00
	Minimum	1.00	1.00	1.00	1.00	1.00	1.00	1.00
	Maximum	5.00	5.00	5.00	5.00	5.00	5.00	5.00
	Variance	1.040	.972	1.252	1.102	1.053	1.602	1.320
Total	Mean	4.1408	3.9789	3.7887	3.9366	3.8239	3.6901	3.8310
	N	142	142	142	142	142	142	142
	Std. Deviation	1.01473	1.02776	1.13507	1.06001	1.02659	1.24447	1.15453
	Sum	588.00	565.00	538.00	559.00	543.00	524.00	544.00
	Minimum	1.00	1.00	1.00	1.00	1.00	1.00	1.00
	Maximum	5.00	5.00	5.00	5.00	5.00	5.00	5.00
	Variance	1.030	1.056	1.288	1.124	1.054	1.549	1.333



Report

UNIVERSITAS		SE2	SE3	SE4	SE5	SE6	SE7	SE8
STIE Bank BPD Jateng	Mean	4.8000	3.8000	3.6000	4.0000	3.4000	3.4000	4.0000
	N	5	5	5	5	5	5	5
	Std. Deviation	.44721	1.30384	1.14018	1.00000	1.14018	1.34164	.70711
	Sum	24.00	19.00	18.00	20.00	17.00	17.00	20.00
	Minimum	4.00	2.00	2.00	3.00	2.00	2.00	3.00
	Maximum	5.00	5.00	5.00	5.00	5.00	5.00	5.00
	Variance	.200	1.700	1.300	1.000	1.300	1.800	.500
STIE Dharmaputra Semarang	Mean	4.5000	5.0000	4.2500	4.7500	4.0000	4.5000	4.2500
	N	4	4	4	4	4	4	4
	Std. Deviation	1.00000	.00000	.95743	.50000	.81650	.57735	.95743
	Sum	18.00	20.00	17.00	19.00	16.00	18.00	17.00
	Minimum	3.00	5.00	3.00	4.00	3.00	4.00	3.00
	Maximum	5.00	5.00	5.00	5.00	5.00	5.00	5.00
	Variance	1.000	.000	.917	.250	.667	.333	.917
STIE Widya Manggala	Mean	3.3333	3.6667	3.6667	3.3333	3.6667	3.3333	3.3333
	N	3	3	3	3	3	3	3
	Std. Deviation	.57735	.57735	.57735	.57735	.57735	.57735	.57735
	Sum	10.00	11.00	11.00	10.00	11.00	10.00	10.00
	Minimum	3.00	3.00	3.00	3.00	3.00	3.00	3.00
	Maximum	4.00	4.00	4.00	4.00	4.00	4.00	4.00
	Variance	.333	.333	.333	.333	.333	.333	.333
UNAKI	Mean	2.5000	3.5000	3.0000	2.0000	2.5000	1.5000	1.5000
	N	2	2	2	2	2	2	2
	Std. Deviation	2.12132	.70711	1.41421	.00000	.70711	.70711	.70711
	Sum	5.00	7.00	6.00	4.00	5.00	3.00	3.00
	Minimum	1.00	3.00	2.00	2.00	2.00	1.00	1.00
	Maximum	4.00	4.00	4.00	2.00	3.00	2.00	2.00
	Variance	4.500	.500	2.000	.000	.500	.500	.500
Universitas 17 Agustus 1945 (UNTAG) Semarang	Mean	4.2000	3.0000	3.2000	3.6000	3.6000	4.2000	3.4000
	N	5	5	5	5	5	5	5
	Std. Deviation	.44721	1.22474	.83666	1.14018	1.14018	1.30384	1.51658
	Sum	21.00	15.00	16.00	18.00	18.00	21.00	17.00
	Minimum	4.00	1.00	2.00	2.00	2.00	2.00	1.00
	Maximum	5.00	4.00	4.00	5.00	5.00	5.00	5.00
	Variance	.200	1.500	.700	1.300	1.300	1.700	2.300
Universitas Dian Nuswantoro	Mean	4.3333	4.3333	4.1111	4.3333	4.1111	3.8889	4.1111
	N	9	9	9	9	9	9	9
	Std. Deviation	1.00000	.86603	1.26930	1.11803	.92796	1.45297	1.05409
	Sum	39.00	39.00	37.00	39.00	37.00	35.00	37.00
	Minimum	2.00	3.00	1.00	2.00	3.00	1.00	2.00
	Maximum	5.00	5.00	5.00	5.00	5.00	5.00	5.00
	Variance	1.000	.750	1.611	1.250	.861	2.111	1.111
Universitas Diponegoro	Mean	4.0000	4.1667	3.8333	4.0000	3.5833	4.1667	3.3333
	N	12	12	12	12	12	12	12
	Std. Deviation	1.58545	1.11464	1.26730	1.41421	1.16450	1.02386	1.30384
	Sum	48.00	50.00	46.00	48.00	43.00	50.00	40.00
	Minimum	1.00	2.00	2.00	1.00	1.00	2.00	1.00
	Maximum	5.00	5.00	5.00	5.00	5.00	5.00	5.00
	Variance	2.545	1.242	1.606	2.000	1.356	1.061	1.697
Universitas Islam Negeri Walisongo	Mean	4.0000	4.0000	3.5000	3.7500	3.7500	3.2500	3.7500
	N	4	4	4	4	4	4	4
	Std. Deviation	.00000	.00000	1.00000	.50000	.50000	.95743	.50000
	Sum	16.00	16.00	14.00	15.00	15.00	13.00	15.00
	Minimum	4.00	4.00	2.00	3.00	3.00	2.00	3.00
	Maximum	4.00	4.00	4.00	4.00	4.00	4.00	4.00
	Variance	.000	.000	1.000	.250	.250	.917	.250
Universitas Islam Sultan Agung	Mean	4.1111	3.4444	3.3333	3.6667	3.6667	3.2222	3.1111
	N	9	9	9	9	9	9	9
	Std. Deviation	.60093	1.23603	1.41421	1.22474	1.32288	1.20165	1.36423
	Sum	37.00	31.00	30.00	33.00	33.00	29.00	28.00
	Minimum	3.00	1.00	1.00	2.00	2.00	2.00	1.00
	Maximum	5.00	5.00	5.00	5.00	5.00	5.00	5.00
	Variance	.361	1.528	2.000	1.500	1.750	1.444	1.861
Universitas Katolik Soepijapranata	Mean	4.6970	4.5758	4.4545	4.4242	4.3636	4.3636	4.5152
	N	33	33	33	33	33	33	33
	Std. Deviation	.63663	.70844	.75378	.70844	.74239	.78335	.87039
	Sum	155.00	151.00	147.00	146.00	144.00	144.00	149.00
	Minimum	3.00	2.00	3.00	3.00	3.00	3.00	2.00
	Maximum	5.00	5.00	5.00	5.00	5.00	5.00	5.00
	Variance	4.05	.502	.568	.502	.551	.614	.758
Universitas Muhammadiyah Semarang	Mean	4.5000	3.0000	3.5000	4.0000	3.5000	3.0000	4.5000
	N	2	2	2	2	2	2	2
	Std. Deviation	.70711	2.82843	2.12132	1.41421	2.12132	2.82843	.70711
	Sum	9.00	6.00	7.00	8.00	7.00	6.00	9.00
	Minimum	4.00	1.00	2.00	3.00	2.00	1.00	4.00
	Maximum	5.00	5.00	5.00	5.00	5.00	5.00	5.00
	Variance	.500	8.000	4.500	2.000	4.500	8.000	.500
Universitas Negeri Semarang	Mean	2.8889	3.4444	2.7778	3.1111	2.7778	2.3333	3.1111
	N	9	9	9	9	9	9	9
	Std. Deviation	1.45297	.88192	1.38143	1.05409	.97183	1.32288	1.36423
	Sum	26.00	31.00	25.00	28.00	25.00	21.00	28.00
	Minimum	1.00	2.00	1.00	2.00	1.00	1.00	1.00
	Maximum	5.00	5.00	5.00	5.00	4.00	5.00	5.00
	Variance	2.111	.778	1.944	1.111	.944	1.750	1.981
Universitas Semarang	Mean	4.0323	3.8387	3.5806	3.8065	3.7419	3.6452	3.6774
	N	31	31	31	31	31	31	31
	Std. Deviation	.87498	1.00322	1.14816	1.04624	1.06357	1.17042	1.13687
	Sum	125.00	119.00	111.00	118.00	116.00	113.00	114.00
	Minimum	1.00	1.00	1.00	1.00	1.00	1.00	1.00
	Maximum	5.00	5.00	5.00	5.00	5.00	5.00	5.00
	Variance	.766	1.006	1.318	1.095	1.131	1.370	1.292
Universitas Stikubank Semarang	Mean	3.8000	3.7000	3.8000	3.8000	4.1000	2.9000	4.0000
	N	10	10	10	10	10	10	10
	Std. Deviation	.78881	.94868	.91894	1.13529	.87560	1.28668	.81650
	Sum	38.00	37.00	38.00	38.00	41.00	29.00	40.00
	Minimum	2.00	2.00	2.00	1.00	3.00	1.00	2.00
	Maximum	5.00	5.00	5.00	5.00	5.00	5.00	5.00
	Variance	.622	.900	.844	1.289	.767	1.656	.667
Universitas Wahid Hasyim	Mean	4.2500	3.2500	3.7500	3.7500	3.7500	3.7500	4.2500
	N	4	4	4	4	4	4	4
	Std. Deviation	.50000	.50000	.50000	.95743	.50000	.95743	.50000
	Sum	17.00	13.00	15.00	15.00	15.00	15.00	17.00
	Minimum	4.00	3.00	3.00	3.00	3.00	3.00	4.00
	Maximum	5.00	4.00	4.00	5.00	4.00	5.00	5.00
	Variance	.250	.250	.250	.917	.250	.917	.250
Total	Mean	4.1408	3.9789	3.7887	3.9366	3.8239	3.6901	3.8310
	N	142	142	142	142	142	142	142
	Std. Deviation	1.01473	1.02776	1.13507	1.06001	1.02659	1.24447	1.15453
	Sum	589.00	565.00	539.00	559.00	543.00	524.00	544.00
	Minimum	1.00	1.00	1.00	1.00	1.00	1.00	1.00
	Maximum	5.00	5.00	5.00	5.00	5.00	5.00	5.00
	Variance	1.030	1.056	1.288	1.124	1.054	1.549	1.333

Report

AKREDITASI		SE2	SE3	SE4	SE5	SE6	SE7	SE8
A	Mean	4.1882	4.1412	3.9529	4.0588	3.9529	3.8000	3.9529
	N	85	85	85	85	85	85	85
	Std. Deviation	1.10727	.98986	1.16400	1.07297	1.03402	1.26114	1.17419
	Sum	356.00	352.00	336.00	345.00	336.00	323.00	336.00
	Minimum	1.00	1.00	1.00	1.00	1.00	1.00	1.00
	Maximum	5.00	5.00	5.00	5.00	5.00	5.00	5.00
	Variance	1.226	.980	1.355	1.151	1.069	1.590	1.379
B	Mean	4.0702	3.7368	3.5439	3.7544	3.6316	3.5263	3.6491
	N	57	57	57	57	57	57	57
	Std. Deviation	.86313	1.04414	1.05340	1.02261	.99340	1.21163	1.10988
	Sum	232.00	213.00	202.00	214.00	207.00	201.00	208.00
	Minimum	1.00	1.00	1.00	1.00	1.00	1.00	1.00
	Maximum	5.00	5.00	5.00	5.00	5.00	5.00	5.00
	Variance	.745	1.090	1.110	1.046	.987	1.468	1.232
Total	Mean	4.1408	3.9789	3.7887	3.9366	3.8239	3.6901	3.8310
	N	142	142	142	142	142	142	142
	Std. Deviation	1.01473	1.02776	1.13507	1.06001	1.02659	1.24447	1.15453
	Sum	588.00	565.00	538.00	559.00	543.00	524.00	544.00
	Minimum	1.00	1.00	1.00	1.00	1.00	1.00	1.00
	Maximum	5.00	5.00	5.00	5.00	5.00	5.00	5.00
	Variance	1.030	1.056	1.288	1.124	1.054	1.549	1.333

Report

ANGKATAN		SE2	SE3	SE4	SE5	SE6	SE7	SE8
2015.00	Mean	3.8667	3.9667	3.8000	4.0333	3.7667	3.7333	3.6333
	N	30	30	30	30	30	30	30
	Std. Deviation	1.27937	1.03335	1.27035	1.09807	1.16511	1.43679	1.40156
	Sum	116.00	119.00	114.00	121.00	113.00	112.00	109.00
	Minimum	1.00	1.00	1.00	2.00	1.00	1.00	1.00
	Maximum	5.00	5.00	5.00	5.00	5.00	5.00	5.00
	Variance	1.637	1.068	1.614	1.206	1.357	2.064	1.964
2016.00	Mean	4.2368	3.7632	3.7105	3.8421	3.7895	3.8158	3.9211
	N	38	38	38	38	38	38	38
	Std. Deviation	.94252	1.17253	1.03735	1.10347	1.06943	1.27035	1.14801
	Sum	161.00	143.00	141.00	146.00	144.00	145.00	149.00
	Minimum	1.00	1.00	1.00	1.00	1.00	1.00	1.00
	Maximum	5.00	5.00	5.00	5.00	5.00	5.00	5.00
	Variance	.888	1.375	1.076	1.218	1.144	1.614	1.318
2017.00	Mean	4.1579	3.9211	3.6842	3.7632	3.7368	3.4211	3.7632
	N	38	38	38	38	38	38	38
	Std. Deviation	.97333	.94101	1.21043	1.07639	1.00497	1.26559	1.07639
	Sum	158.00	149.00	140.00	143.00	142.00	130.00	143.00
	Minimum	1.00	1.00	1.00	1.00	1.00	1.00	1.00
	Maximum	5.00	5.00	5.00	5.00	5.00	5.00	5.00
	Variance	.947	.885	1.465	1.159	1.010	1.602	1.159
2018.00	Mean	4.2500	4.2778	3.9722	4.1389	4.0000	3.8056	3.9722
	N	36	36	36	36	36	36	36
	Std. Deviation	.87423	.91374	1.05522	.96074	.89443	1.00909	1.02779
	Sum	153.00	154.00	143.00	149.00	144.00	137.00	143.00
	Minimum	2.00	1.00	1.00	1.00	1.00	1.00	1.00
	Maximum	5.00	5.00	5.00	5.00	5.00	5.00	5.00
	Variance	.764	.835	1.113	.923	.800	1.018	1.056
Total	Mean	4.1408	3.9789	3.7887	3.9366	3.8239	3.6901	3.8310
	N	142	142	142	142	142	142	142
	Std. Deviation	1.01473	1.02776	1.13507	1.06001	1.02659	1.24447	1.15453
	Sum	588.00	565.00	538.00	559.00	543.00	524.00	544.00
	Minimum	1.00	1.00	1.00	1.00	1.00	1.00	1.00
	Maximum	5.00	5.00	5.00	5.00	5.00	5.00	5.00
	Variance	1.030	1.056	1.288	1.124	1.054	1.549	1.333

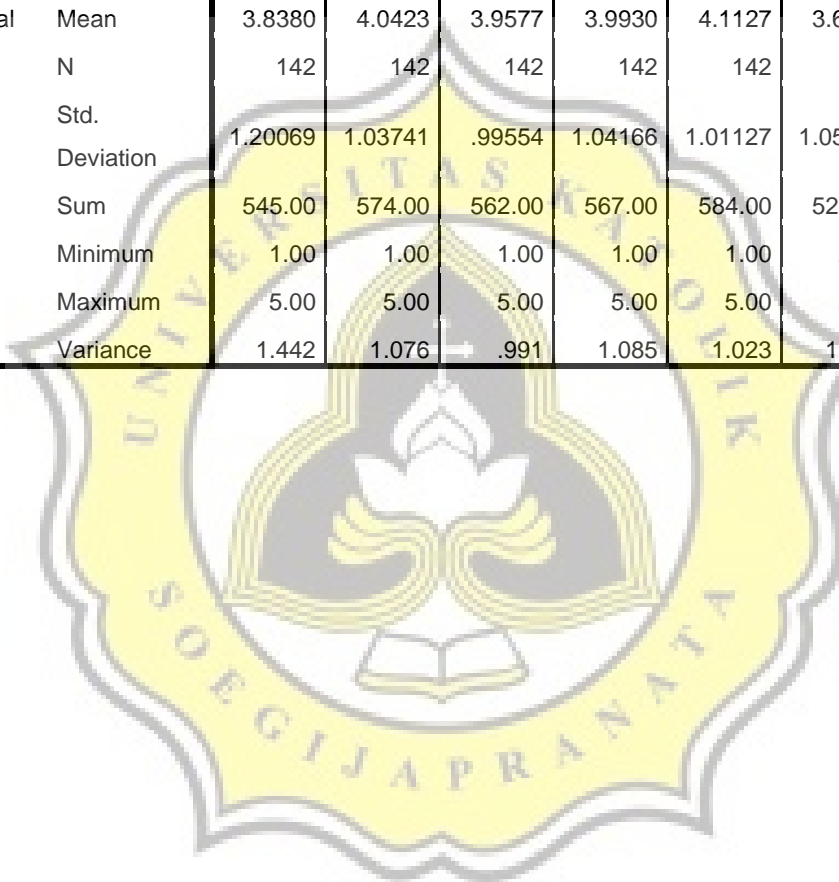
Report

PENGETAHUAN		SE2	SE3	SE4	SE5	SE6	SE7	SE8
Akuntan Internal Perusahaan	Mean	3.9375	3.9375	3.9375	4.0625	4.1250	3.4375	4.0000
	N	16	16	16	16	16	16	16
	Std. Deviation	1.28938	1.12361	1.06262	.99791	1.08781	1.41274	.89443
	Sum	63.00	63.00	63.00	65.00	66.00	55.00	64.00
	Minimum	1.00	1.00	2.00	2.00	2.00	1.00	2.00
	Maximum	5.00	5.00	5.00	5.00	5.00	5.00	5.00
	Variance	1.663	1.262	1.129	.996	1.183	1.996	.800
Akuntan Manajemen	Mean	4.0000	4.0000	3.6000	3.6000	3.8000	3.8000	3.8000
	N	5	5	5	5	5	5	5
	Std. Deviation	1.00000	.70711	.54772	.54772	.44721	.83666	.83666
	Sum	20.00	20.00	18.00	18.00	19.00	19.00	19.00
	Minimum	3.00	3.00	3.00	3.00	3.00	3.00	3.00
	Maximum	5.00	5.00	4.00	4.00	4.00	5.00	5.00
	Variance	1.000	.500	.300	.300	.200	.700	.700
Akuntan Publik	Mean	4.1638	4.0000	3.7845	3.9655	3.7931	3.7414	3.8190
	N	116	116	116	116	116	116	116
	Std. Deviation	.98638	1.00434	1.15575	1.06265	1.01739	1.23091	1.18394
	Sum	483.00	464.00	439.00	460.00	440.00	434.00	443.00
	Minimum	1.00	1.00	1.00	1.00	1.00	1.00	1.00
	Maximum	5.00	5.00	5.00	5.00	5.00	5.00	5.00
	Variance	.973	1.009	1.336	1.129	1.035	1.515	1.402
Akuntan Sistem	Mean	4.4000	3.6000	3.6000	3.2000	3.6000	3.2000	3.6000
	N	5	5	5	5	5	5	5
	Std. Deviation	.89443	1.67332	1.51658	1.48324	1.51658	1.48324	1.67332
	Sum	22.00	18.00	18.00	16.00	18.00	16.00	18.00
	Minimum	3.00	1.00	1.00	1.00	1.00	1.00	1.00
	Maximum	5.00	5.00	5.00	5.00	5.00	5.00	5.00
	Variance	.800	2.800	2.300	2.200	2.300	2.200	2.800
Total	Mean	4.1408	3.9789	3.7887	3.9366	3.8239	3.6901	3.8310
	N	142	142	142	142	142	142	142
	Std. Deviation	1.01473	1.02776	1.13507	1.06001	1.02659	1.24447	1.15453
	Sum	588.00	565.00	538.00	559.00	543.00	524.00	544.00
	Minimum	1.00	1.00	1.00	1.00	1.00	1.00	1.00
	Maximum	5.00	5.00	5.00	5.00	5.00	5.00	5.00
	Variance	1.030	1.056	1.288	1.124	1.054	1.549	1.333

Report

JENIS_KELAMIN		OE1	OE2	OE3	OE4	OE5	OE6	OE7
Pria	Mean	3.9643	4.0000	3.7143	3.7500	4.3214	3.7857	3.7500
	N	28	28	28	28	28	28	28
	Std. Deviation	1.23175	1.24722	1.24297	1.29458	.94491	1.03126	1.04083
	Sum	111.00	112.00	104.00	105.00	121.00	106.00	105.00
	Minimum	1.00	1.00	1.00	1.00	2.00	2.00	2.00
	Maximum	5.00	5.00	5.00	5.00	5.00	5.00	5.00
	Variance	1.517	1.556	1.545	1.676	.893	1.063	1.083

Wanita	Mean	3.8070	4.0526	4.0175	4.0526	4.0614	3.6754	3.5702
	N	114	114	114	114	114	114	114
	Std. Deviation	1.19643	.98522	.92155	.96709	1.02435	1.06842	1.03880
	Sum	434.00	462.00	458.00	462.00	463.00	419.00	407.00
	Minimum	1.00	1.00	1.00	1.00	1.00	2.00	2.00
	Maximum	5.00	5.00	5.00	5.00	5.00	5.00	5.00
	Variance	1.431	.971	.849	.935	1.049	1.142	1.079
	Total	Mean	3.8380	4.0423	3.9577	3.9930	4.1127	3.6972
N	142	142	142	142	142	142	142	142
Std. Deviation	1.20069	1.03741	.99554	1.04166	1.01127	1.05850	1.03799	
Sum	545.00	574.00	562.00	567.00	584.00	525.00	512.00	
Minimum	1.00	1.00	1.00	1.00	1.00	2.00	2.00	
Maximum	5.00	5.00	5.00	5.00	5.00	5.00	5.00	
Variance	1.442	1.076	.991	1.085	1.023	1.120	1.077	



Report

UNIVERSITAS		OE1	OE2	OE3	OE4	OE5	OE6	OE7
STIE Bank BPD Jateng	Mean	3.2000	3.8000	4.2000	3.6000	4.6000	2.6000	2.4000
	N	5	5	5	5	5	5	5
	Std. Deviation	1.30384	.83666	.44721	1.14018	.54772	.89443	.89443
	Sum	16.00	19.00	21.00	18.00	23.00	13.00	12.00
	Minimum	2.00	3.00	4.00	2.00	4.00	2.00	2.00
	Maximum	5.00	5.00	5.00	5.00	5.00	4.00	4.00
STIE Dharmaputra Semarang	Mean	4.7500	5.0000	4.5000	4.2500	4.5000	4.0000	4.2500
	N	4	4	4	4	4	4	4
	Std. Deviation	.50000	.00000	.57735	.95743	.57735	.00000	.95743
	Sum	19.00	20.00	18.00	17.00	18.00	16.00	17.00
	Minimum	4.00	5.00	4.00	3.00	4.00	4.00	3.00
	Maximum	5.00	5.00	5.00	5.00	5.00	4.00	5.00
STIE Widya Manggala	Mean	4.0000	4.0000	3.6667	4.0000	4.0000	3.6667	3.6667
	N	3	3	3	3	3	3	3
	Std. Deviation	.00000	.00000	.57735	.00000	.00000	.57735	.57735
	Sum	12.00	12.00	11.00	12.00	12.00	11.00	11.00
	Minimum	4.00	4.00	3.00	4.00	4.00	3.00	3.00
	Maximum	4.00	4.00	4.00	4.00	4.00	4.00	4.00
UNAKI	Mean	1.5000	2.5000	4.5000	3.0000	2.5000	4.5000	4.0000
	N	2	2	2	2	2	2	2
	Std. Deviation	.70711	.70711	.70711	1.41421	.70711	.70711	.00000
	Sum	3.00	5.00	9.00	6.00	5.00	9.00	8.00
	Minimum	1.00	2.00	4.00	2.00	2.00	4.00	4.00
	Maximum	2.00	3.00	5.00	4.00	3.00	5.00	4.00
Universitas 17 Agustus 1945 (UNTAG) Semarang	Mean	3.6000	3.4000	3.8000	4.4000	4.6000	4.0000	3.6000
	N	5	5	5	5	5	5	5
	Std. Deviation	1.67332	1.51658	.83666	.89443	.89443	1.22474	1.14018
	Sum	18.00	17.00	19.00	22.00	23.00	20.00	18.00
	Minimum	1.00	1.00	3.00	3.00	3.00	2.00	2.00
	Maximum	5.00	5.00	5.00	5.00	5.00	5.00	5.00
Universitas Dian Nuswantoro	Mean	4.7778	4.8889	4.4444	4.5556	4.3333	3.8889	3.7778
	N	9	9	9	9	9	9	9
	Std. Deviation	.44096	.33333	1.13039	1.33333	1.32288	1.45297	.97183
	Sum	43.00	44.00	40.00	41.00	39.00	35.00	34.00
	Minimum	4.00	4.00	2.00	1.00	2.00	2.00	2.00
	Maximum	5.00	5.00	5.00	5.00	5.00	5.00	5.00
Universitas Diponegoro	Mean	3.7500	4.0000	3.8333	4.1667	3.4167	3.4167	3.5000
	N	12	12	12	12	12	12	12
	Std. Deviation	1.54479	1.20605	1.33712	1.26730	1.56428	1.16450	1.24316
	Sum	45.00	48.00	46.00	50.00	41.00	41.00	42.00
	Minimum	1.00	2.00	1.00	1.00	1.00	2.00	2.00
	Maximum	5.00	5.00	5.00	5.00	5.00	5.00	5.00
Universitas Islam Negeri Walisongo	Mean	3.5000	3.7500	3.5000	3.7500	3.0000	4.0000	3.7500
	N	4	4	4	4	4	4	4
	Std. Deviation	.57735	.50000	.57735	.95743	.00000	.81650	.50000
	Sum	14.00	15.00	14.00	15.00	12.00	16.00	15.00
	Minimum	3.00	3.00	3.00	3.00	3.00	3.00	3.00
	Maximum	4.00	4.00	4.00	5.00	3.00	5.00	4.00
Universitas Islam Sultan Agung	Mean	3.0000	2.8889	3.0000	3.2222	4.2222	3.4444	3.3333
	N	9	9	9	9	9	9	9
	Std. Deviation	1.22474	1.45297	1.22474	1.48137	.83333	1.01379	1.11803
	Sum	27.00	26.00	27.00	29.00	38.00	31.00	30.00
	Minimum	1.00	1.00	1.00	1.00	3.00	2.00	2.00
	Maximum	5.00	5.00	5.00	5.00	5.00	5.00	5.00
Universitas Katolik Soegijapranata	Mean	4.3939	4.4545	4.5152	4.5758	4.4242	3.8484	3.7273
	N	33	33	33	33	33	33	33
	Std. Deviation	.89928	.71111	.56575	.66287	.83030	1.09320	1.15306
	Sum	145.00	147.00	149.00	151.00	146.00	115.00	123.00
	Minimum	2.00	3.00	3.00	3.00	2.00	2.00	2.00
	Maximum	5.00	5.00	5.00	5.00	5.00	5.00	5.00
Universitas Muhammadiyah Semarang	Mean	4.5000	4.5000	4.5000	4.0000	3.5000	4.5000	4.0000
	N	2	2	2	2	2	2	2
	Std. Deviation	.70711	.70711	.70711	1.41421	2.12132	.70711	.00000
	Sum	9.00	9.00	9.00	8.00	7.00	9.00	8.00
	Minimum	4.00	4.00	4.00	3.00	2.00	4.00	4.00
	Maximum	5.00	5.00	5.00	5.00	5.00	5.00	4.00
Universitas Negeri Semarang	Mean	2.7778	3.6667	3.3333	3.6667	4.1111	3.6667	3.3333
	N	9	9	9	9	9	9	9
	Std. Deviation	1.30171	1.11803	1.00000	1.11803	1.05409	1.32288	1.22474
	Sum	25.00	33.00	30.00	33.00	37.00	33.00	30.00
	Minimum	1.00	2.00	2.00	2.00	2.00	2.00	2.00
	Maximum	5.00	5.00	5.00	5.00	5.00	5.00	5.00
Universitas Semarang	Mean	3.6129	3.8065	3.6774	3.6452	4.0323	3.8710	3.7097
	N	31	31	31	31	31	31	31
	Std. Deviation	1.14535	.98045	.97936	.87744	.91228	.88476	.97275
	Sum	112.00	118.00	114.00	113.00	125.00	120.00	115.00
	Minimum	1.00	1.00	1.00	1.00	2.00	2.00	2.00
	Maximum	5.00	5.00	5.00	5.00	5.00	5.00	5.00
Universitas Stikubank Semarang	Mean	4.0000	4.3000	4.0000	3.8000	4.2000	3.9000	3.4000
	N	10	10	10	10	10	10	10
	Std. Deviation	.94281	.94868	1.05409	.91894	.91894	1.19722	.96609
	Sum	40.00	43.00	40.00	38.00	42.00	39.00	34.00
	Minimum	2.00	2.00	2.00	2.00	2.00	2.00	2.00
	Maximum	5.00	5.00	5.00	5.00	5.00	5.00	5.00
Universitas Wahid Hasyim	Mean	4.2500	4.5000	3.7500	3.5000	4.0000	4.2500	3.7500
	N	4	4	4	4	4	4	4
	Std. Deviation	.50000	.57735	.95743	.57735	.00000	.50000	.50000
	Sum	17.00	18.00	15.00	14.00	16.00	17.00	15.00
	Minimum	4.00	4.00	3.00	3.00	4.00	4.00	3.00
	Maximum	5.00	5.00	5.00	4.00	4.00	5.00	4.00
Total	Mean	3.8380	4.0423	3.9577	3.9930	4.1127	3.6972	3.6056
	N	142	142	142	142	142	142	142
	Std. Deviation	1.20069	1.03741	.99554	1.04166	1.01127	1.05850	1.03799
	Sum	545.00	574.00	562.00	567.00	584.00	525.00	512.00
	Minimum	1.00	1.00	1.00	1.00	1.00	2.00	2.00
	Maximum	5.00	5.00	5.00	5.00	5.00	5.00	5.00
	Variance	1.442	1.076	.991	1.085	1.023	1.120	1.077

Report

AKREDITASI		OE1	OE2	OE3	OE4	OE5	OE6	OE7
A	Mean	3.9882	4.1765	4.0471	4.1529	4.1765	3.5882	3.5765
	N	85	85	85	85	85	85	85
	Std. Deviation	1.21002	1.05983	1.06800	1.10740	1.07101	1.13698	1.09519
	Sum	339.00	355.00	344.00	353.00	355.00	305.00	304.00
	Minimum	1.00	1.00	1.00	1.00	1.00	2.00	2.00
	Maximum	5.00	5.00	5.00	5.00	5.00	5.00	5.00
	Variance	1.464	1.123	1.141	1.226	1.147	1.293	1.199
B	Mean	3.6140	3.8421	3.8246	3.7544	4.0175	3.8596	3.6491
	N	57	57	57	57	57	57	57
	Std. Deviation	1.16119	.97814	.86855	.89204	.91595	.91493	.95415
	Sum	206.00	219.00	218.00	214.00	229.00	220.00	208.00
	Minimum	1.00	1.00	1.00	1.00	2.00	2.00	2.00
	Maximum	5.00	5.00	5.00	5.00	5.00	5.00	5.00
	Variance	1.348	.957	.754	.796	.839	.837	.910
Total	Mean	3.8380	4.0423	3.9577	3.9930	4.1127	3.6972	3.6056
	N	142	142	142	142	142	142	142
	Std. Deviation	1.20069	1.03741	.99554	1.04166	1.01127	1.05850	1.03799
	Sum	545.00	574.00	562.00	567.00	584.00	525.00	512.00
	Minimum	1.00	1.00	1.00	1.00	1.00	2.00	2.00
	Maximum	5.00	5.00	5.00	5.00	5.00	5.00	5.00
	Variance	1.442	1.076	.991	1.085	1.023	1.120	1.077

Report

ANGKATAN	OE1	OE2	OE3	OE4	OE5	OE6	OE7
2015.00 Mean	3.5333	3.9000	3.8667	4.0667	3.5333	3.6000	3.6667
N	30	30	30	30	30	30	30
Std. Deviation	1.45586	1.29588	1.19578	1.28475	1.25212	1.06997	1.12444
Sum	106.00	117.00	116.00	122.00	106.00	108.00	110.00
Minimum	1.00	1.00	1.00	1.00	1.00	2.00	2.00
Maximum	5.00	5.00	5.00	5.00	5.00	5.00	5.00
Variance	2.120	1.679	1.430	1.651	1.568	1.145	1.264
2016.00 Mean	4.0263	4.1579	4.0263	4.0000	4.3158	3.8421	3.5526
N	38	38	38	38	38	38	38
Std. Deviation	1.10250	1.05334	.99964	1.06543	.93304	1.12769	.95003
Sum	153.00	158.00	153.00	152.00	164.00	146.00	135.00
Minimum	1.00	1.00	2.00	1.00	2.00	2.00	2.00
Maximum	5.00	5.00	5.00	5.00	5.00	5.00	5.00
Variance	1.216	1.110	.999	1.135	.871	1.272	.903
2017.00 Mean	3.7368	3.8684	3.8421	3.7895	4.0526	3.7105	3.5526
N	38	38	38	38	38	38	38
Std. Deviation	1.10733	.90557	.91611	.90518	.92845	1.01096	1.00532
Sum	142.00	147.00	146.00	144.00	154.00	141.00	135.00
Minimum	1.00	2.00	2.00	2.00	2.00	2.00	2.00
Maximum	5.00	5.00	5.00	5.00	5.00	5.00	5.00
Variance	1.226	.820	.839	.819	.862	1.022	1.011
2018.00 Mean	4.0000	4.2222	4.0833	4.1389	4.4444	3.6111	3.6667
N	36	36	36	36	36	36	36
Std. Deviation	1.14642	.89797	.90633	.93052	.73463	1.04957	1.12122
Sum	144.00	152.00	147.00	149.00	160.00	130.00	132.00
Minimum	1.00	1.00	1.00	1.00	3.00	2.00	2.00
Maximum	5.00	5.00	5.00	5.00	5.00	5.00	5.00
Variance	1.314	.806	.821	.866	.540	1.102	1.257
Total Mean	3.8380	4.0423	3.9577	3.9930	4.1127	3.6972	3.6056
N	142	142	142	142	142	142	142

Std. Deviation	1.20069	1.03741	.99554	1.04166	1.01127	1.05850	1.03799
Sum	545.00	574.00	562.00	567.00	584.00	525.00	512.00
Minimum	1.00	1.00	1.00	1.00	1.00	2.00	2.00
Maximum	5.00	5.00	5.00	5.00	5.00	5.00	5.00
Variance	1.442	1.076	.991	1.085	1.023	1.120	1.077

Report

PENGETAHUAN		OE1	OE2	OE3	OE4	OE5	OE6	OE7
Akuntan Internal Perusahaan	Mean	4.2500	4.2500	4.1250	3.8750	4.3125	4.5000	3.8750
	N	16	16	16	16	16	16	16
	Std. Deviation	.93095	.85635	.95743	.95743	.94648	.73030	1.02470
	Sum	68.00	68.00	66.00	62.00	69.00	72.00	62.00
	Minimum	2.00	2.00	2.00	2.00	2.00	3.00	2.00
	Maximum	5.00	5.00	5.00	5.00	5.00	5.00	5.00
	Variance	.867	.733	.917	.917	.896	.533	1.050
Akuntan Manajemen	Mean	4.0000	4.2000	4.0000	4.2000	4.0000	4.0000	3.8000
	N	5	5	5	5	5	5	5
	Std. Deviation	.00000	.44721	.70711	.44721	.00000	.70711	.44721
	Sum	20.00	21.00	20.00	21.00	20.00	20.00	19.00
	Minimum	4.00	4.00	3.00	4.00	4.00	3.00	3.00
	Maximum	4.00	5.00	5.00	5.00	4.00	5.00	4.00
	Variance	.000	.200	.500	.200	.000	.500	.200
Akuntan Publik	Mean	3.7845	4.0259	3.9483	4.0086	4.0690	3.5690	3.5603
	N	116	116	116	116	116	116	116
	Std. Deviation	1.24276	1.05056	.98550	1.05084	1.05273	1.08126	1.06558
	Sum	439.00	467.00	458.00	465.00	472.00	414.00	413.00
	Minimum	1.00	1.00	1.00	1.00	1.00	2.00	2.00
	Maximum	5.00	5.00	5.00	5.00	5.00	5.00	5.00
	Variance	1.544	1.104	.971	1.104	1.108	1.169	1.135
Akuntan Sistem	Mean	3.6000	3.6000	3.6000	3.8000	4.6000	3.8000	3.6000
	N	5	5	5	5	5	5	5
	Std. Deviation	1.51658	1.67332	1.67332	1.64317	.54772	.44721	.89443

	Sum	18.00	18.00	18.00	19.00	23.00	19.00	18.00
	Minimum	1.00	1.00	1.00	1.00	4.00	3.00	2.00
	Maximum	5.00	5.00	5.00	5.00	5.00	4.00	4.00
	Variance	2.300	2.800	2.800	2.700	.300	.200	.800
Total	Mean	3.8380	4.0423	3.9577	3.9930	4.1127	3.6972	3.6056
	N	142	142	142	142	142	142	142
	Std. Deviation	1.20069	1.03741	.99554	1.04166	1.01127	1.05850	1.03799
	Sum	545.00	574.00	562.00	567.00	584.00	525.00	512.00
	Minimum	1.00	1.00	1.00	1.00	1.00	2.00	2.00
	Maximum	5.00	5.00	5.00	5.00	5.00	5.00	5.00
	Variance	1.442	1.076	.991	1.085	1.023	1.120	1.077



LAMPIRAN IV

UJI VALIDITAS &

RELIABILITAS



Reliability Statistics

Cronbach's	
Alpha	N of Items
.878	15

Item-Total Statistics

	Scale Mean if Item Deleted	Scale Variance if Item Deleted	Corrected Item-Total Correlation	Cronbach's Alpha if Item Deleted
SES1	50.1549	32.345	.465	.873
SES2	50.0423	32.750	.458	.873
SES3	50.1901	32.339	.468	.873
SES4	50.1549	31.664	.559	.869
SES5	50.0915	32.311	.516	.871
SES6	50.2746	30.683	.705	.862
SES7	50.0775	32.228	.636	.867
SES8	50.4225	31.579	.518	.871
SES9	50.0634	32.953	.476	.873
SES10	50.4014	30.129	.686	.862
SES11	50.2606	31.896	.578	.868
SES12	50.2394	31.857	.492	.872
SES13	50.4155	30.145	.647	.864
SES14	50.2324	32.279	.575	.869
SES15	50.2183	34.257	.226	.883

Reliability Statistics

Cronbach's	
Alpha	N of Items
.767	22

Item-Total Statistics

	Scale Mean if Item Deleted	Scale Variance if Item Deleted	Corrected Item-Total Correlation	Cronbach's Alpha if Item Deleted
L1	82.8239	33.735	.229	.767
L2	82.7887	34.225	.266	.762
L3	82.5915	33.690	.381	.755
L4	82.6479	33.776	.383	.755
L5	82.5563	34.362	.287	.761
L6	82.6127	33.899	.356	.757
L7	82.5775	34.430	.241	.764
L8	82.6549	33.703	.306	.760
L9	82.5493	33.682	.392	.755
L10	82.5915	34.045	.274	.762
L11	82.5211	34.365	.348	.758
L12	82.4789	32.790	.441	.750
L13	82.5070	33.287	.334	.758
L14	82.6831	33.324	.370	.755
L15	82.7958	34.405	.252	.763
L16	82.6690	34.393	.247	.763
L17	82.6972	34.028	.314	.759
L18	82.8380	32.903	.360	.756
L19	82.5211	33.996	.321	.759
L20	82.5915	33.733	.334	.758
L21	82.4859	33.386	.388	.754
L22	82.6479	34.556	.197	.767

Reliability Statistics

Cronbach's	
Alpha	N of Items
.863	8

Item-Total Statistics

	Scale Mean if Item Deleted	Scale Variance if Item Deleted	Corrected Item-Total Correlation	Cronbach's Alpha if Item Deleted
SE1	27.1901	36.269	.088	.895
SE2	26.9437	31.926	.455	.863
SE3	27.1056	30.138	.619	.846
SE4	27.2958	28.025	.738	.832
SE5	27.1479	28.169	.790	.826
SE6	27.2606	28.790	.756	.831
SE7	27.3944	27.418	.707	.835
SE8	27.2535	27.666	.756	.829

Reliability Statistics

Cronbach's	
Alpha	N of Items
.895	7

Item-Total Statistics

	Scale Mean if Item Deleted	Scale Variance if Item Deleted	Corrected Item-Total Correlation	Cronbach's Alpha if Item Deleted
SE2	23.0493	30.260	.446	.906
SE3	23.2113	28.026	.660	.884

SE4	23.4014	26.185	.757	.873
SE5	23.2535	26.474	.795	.869
SE6	23.3662	27.099	.759	.873
SE7	23.5000	25.755	.710	.879
SE8	23.3592	25.976	.761	.872

Reliability Statistics

Cronbach's	
Alpha	N of Items
.756	7

Item-Total Statistics

	Scale Mean if Item Deleted	Scale Variance if Item Deleted	Corrected Item-Total Correlation	Cronbach's Alpha if Item Deleted
OE1	23.4085	15.250	.589	.699
OE2	23.2042	15.540	.685	.680
OE3	23.2887	16.278	.616	.697
OE4	23.2535	16.375	.564	.707
OE5	23.1338	18.925	.258	.769
OE6	23.5493	18.873	.242	.774
OE7	23.6408	17.650	.400	.742

LAMPIRAN V

UJI HIPOTESIS



BAGIAN 1

UJI NORMALITAS, OUTLIER, & MULTIKOLINEARITAS

Variable	min	max	skew	c.r.	kurtosis	c.r.
SES	2.400	4.000	-.959	-4.667	.088	.214
L	3.091	4.682	.150	.728	.319	.776
SE	1.429	5.000	-.870	-4.232	.333	.810
OE	1.857	5.000	-.785	-3.818	.571	1.388
GOALS	1.000	5.000	-.258	-1.256	-1.045	-2.542
Multivariate					1.408	1.003

Uji Outlier

Observations farthest from the centroid (Mahalanobis distance) (Group number 1)

Observation number	Mahalanobis d-squared	p1	p2
75	18.806	.002	.257
56	13.363	.020	.784
50	12.938	.024	.664
127	12.841	.025	.473
77	12.622	.027	.344
138	12.452	.029	.234
72	12.379	.030	.135
99	12.355	.030	.067
95	11.990	.035	.062
139	11.526	.042	.076
92	10.768	.056	.176
136	10.013	.075	.375
1	9.681	.085	.429
67	9.616	.087	.351
100	9.397	.094	.361
133	9.018	.108	.473
103	8.973	.110	.396
59	8.929	.112	.325
90	8.827	.116	.292
132	8.743	.120	.254
47	8.667	.123	.216
64	8.404	.135	.281
97	8.066	.153	.414
28	7.962	.158	.398
55	7.872	.163	.376
128	7.708	.173	.410
22	7.707	.173	.329
66	7.627	.178	.307
74	7.622	.178	.240
6	7.461	.189	.275
51	7.319	.198	.302

Observation number	Mahalanobis d-squared	p1	p2
45	7.303	.199	.245
61	7.187	.207	.257
76	6.955	.224	.361
114	6.825	.234	.394
19	6.719	.242	.410
88	6.707	.243	.346
87	6.407	.269	.543
60	6.318	.276	.551
101	6.270	.281	.523
130	6.242	.283	.475
126	5.897	.316	.730
142	5.890	.317	.672
25	5.778	.328	.710
129	5.764	.330	.659
70	5.761	.330	.594
78	5.650	.342	.637
57	5.639	.343	.581
27	5.633	.344	.517
3	5.565	.351	.519
37	5.547	.353	.468
34	5.480	.360	.472
73	5.363	.373	.532
89	5.356	.374	.470
39	5.211	.391	.564
96	5.201	.392	.507
5	5.154	.397	.493
137	5.125	.401	.458
20	5.076	.407	.447
2	5.061	.409	.398
54	5.010	.415	.390
38	4.695	.454	.693
135	4.680	.456	.648
36	4.642	.461	.630
84	4.534	.475	.693
62	4.355	.500	.819
112	4.274	.511	.844
79	4.260	.513	.813
131	4.238	.516	.787
85	4.176	.524	.797
17	4.067	.540	.850
94	4.059	.541	.815
41	4.029	.545	.797
26	4.004	.549	.773
21	3.988	.551	.738
134	3.980	.552	.690
24	3.896	.564	.732
124	3.843	.572	.738
81	3.795	.579	.739
16	3.784	.581	.695
42	3.775	.582	.646
9	3.762	.584	.600
30	3.686	.595	.639
14	3.621	.605	.664
49	3.597	.609	.633
40	3.550	.616	.633
18	3.528	.619	.599

Observation number	Mahalanobis d-squared	p1	p2
15	3.429	.634	.674
7	3.377	.642	.682
32	3.369	.643	.630
12	3.356	.645	.581
69	3.237	.663	.687
58	3.208	.668	.665
23	3.197	.670	.615
107	3.190	.671	.557
117	3.189	.671	.487
52	3.013	.698	.687
104	3.008	.699	.628
31	2.998	.700	.573
48	2.994	.701	.507

Uji Multikolinieritas

Sample Covariances (Group number 1)

	SES	L	SE	OE	GOALS
SES	.161				
L	-.011	.075			
SE	-.016	.006	.735		
OE	-.047	-.002	.422	.450	
GOALS	-.028	-.009	.254	.340	1.095

Condition number = 20.362

Eigenvalues

1.480 .675 .174 .113 .073

Determinant of sample covariance matrix = .001

Sample Correlations (Group number 1)

	SES	L	SE	OE	GOALS
SES	1.000				
L	-.104	1.000			
SE	-.047	.025	1.000		

	SES	L	SE	OE	GOALS
OE	-.175	-.010	.734	1.000	
GOALS	-.067	-.032	.283	.484	1.000

Condition number = 9.305

Eigenvalues

2.053 1.094 .895 .737 .221

BAGIAN II

UJI MODEL FIT

CMIN

Model	NPAR	CMIN	DF	P	CMIN/DF
Default model	11	7.056	4	.133	1.764
Saturated model	15	.000	0		
Independence model	5	157.611	10	.000	15.761

RMR, GFI

Model	RMR	GFI	AGFI	PGFI
Default model	.015	.981	.928	.262
Saturated model	.000	1.000		
Independence model	.155	.735	.602	.490

Baseline Comparisons

Model	NFI	RFI	IFI	TLI	CFI
	Delta1	rho1	Delta2	rho2	
Default model	.955	.888	.980	.948	.979
Saturated model	1.000		1.000		1.000
Independence model	.000	.000	.000	.000	.000

Parsimony-Adjusted Measures

Model	PRATIO	PNFI	PCFI
Default model	.400	.382	.392
Saturated model	.000	.000	.000
Independence model	1.000	.000	.000

NCP

Model	NCP	LO 90	HI 90
Default model	3.056	.000	14.626
Saturated model	.000	.000	.000
Independence model	147.611	110.627	192.039

FMIN

Model	FMIN	F0	LO 90	HI 90
Default model	.050	.022	.000	.104
Saturated model	.000	.000	.000	.000
Independence model	1.118	1.047	.785	1.362

RMSEA

Model	RMSEA	LO 90	HI 90	PCLOSE
Default model	.074	.000	.161	.267
Independence model	.324	.280	.369	.000

AIC

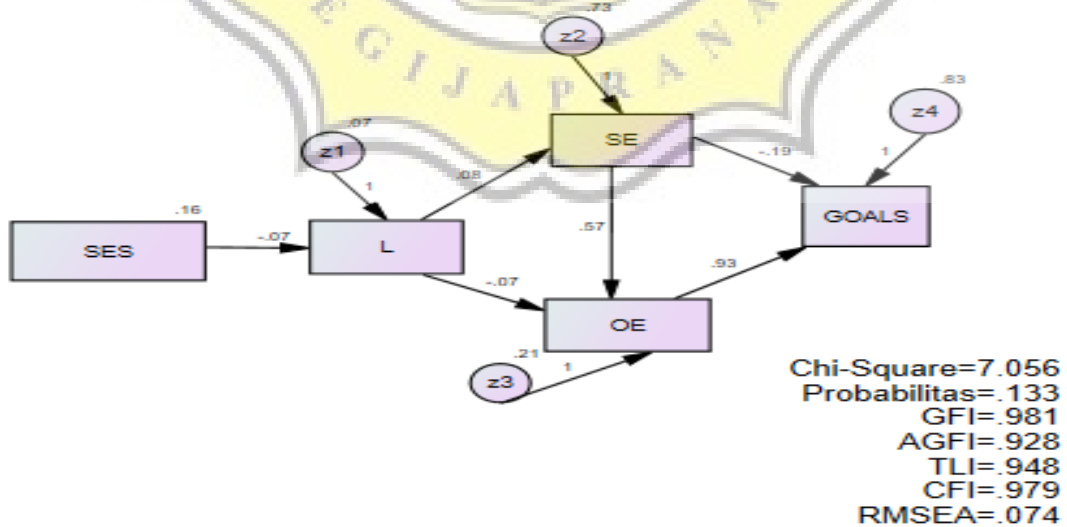
Model	AIC	BCC	BIC	CAIC
Default model	29.056	30.034	61.570	72.570
Saturated model	30.000	31.333	74.337	89.337
Independence model	167.611	168.056	182.390	187.390


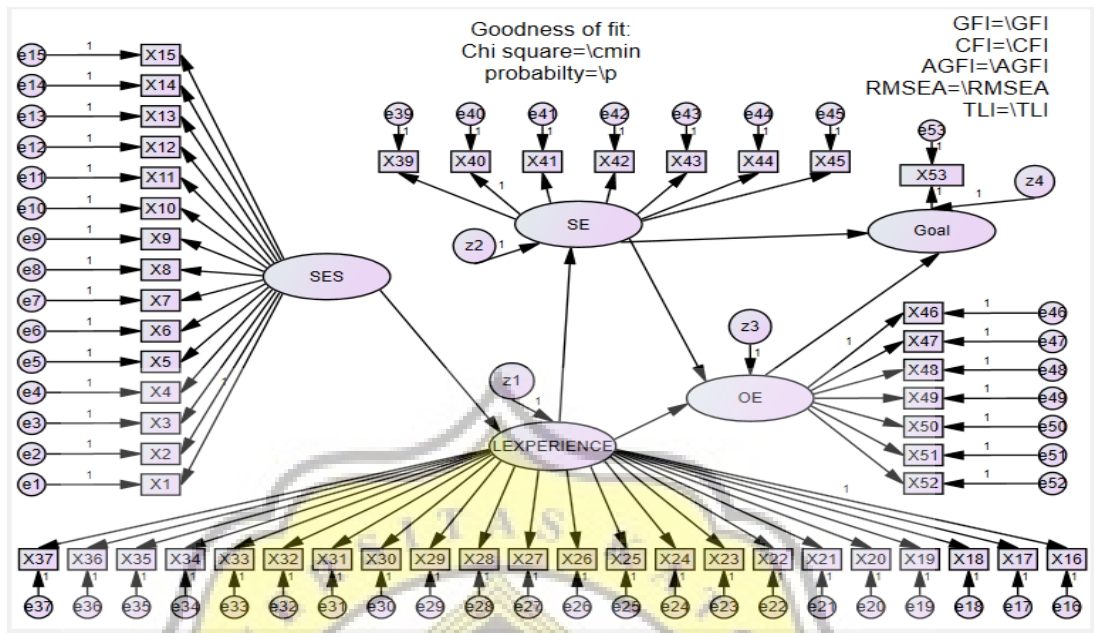
ECVI

Model	ECVI	LO 90	HI 90	MECVI
Default model	.206	.184	.288	.213
Saturated model	.213	.213	.213	.222
Independence model	1.189	.926	1.504	1.192

HOELTER

Model	HOELTER	HOELTER
	.05	.01
Default model	190	266
Independence model	17	21





BAGIAN III

UJI HIPOTESIS

			Estimate	S.E.	C.R.	P	Label
L	<---	SES	-.071	.057	-1.240	.215	par_1
SE	<---	L	.078	.263	.295	.768	par_2
OE	<---	L	-.069	.140	-.491	.623	par_3
OE	<---	SE	.575	.045	12.849	***	par_6
GOALS	<---	SE	-.190	.131	-1.444	.149	par_4
GOALS	<---	OE	.932	.168	5.548	***	par_5

Doc vs Internet + Library

95.11% Originality	4.89% Similarity	608 Sources
--------------------	------------------	-------------

Web sources: 273 sources found

1. http://lib.unnes.ac.id/22578/1/7211411031-s.pdf	0.67%
2. http://eprints.dinus.ac.id/22733/12/bab3_19693.pdf	0.42%
3. http://digilib.uin-suka.ac.id/7496/1/BAB%20I%2C%20IV%2C%20DAFTAR%20PUSTAKA.pdf	0.32%
4. http://lib.unnes.ac.id/17948/1/7311409078.pdf	0.26%
5. https://manajementingga.blogspot.com/2011/01/skripsi-pengaruh-corporate-governance.html	0.25%
6. http://eprints.undip.ac.id/17249/1/Eva_Kris_Diana_Devi.pdf	0.23%
7. http://jurnalekonomi.lipi.go.id/index.php/JEP/article/download/90/pdf	0.19%
8. http://journal.trunojoyo.ac.id/neo-bis/article/download/3452/pdf6	0.19%
9. https://core.ac.uk/download/pdf/11718406.pdf	0.19%
10. http://jurnal.untagsmg.ac.id/index.php/jdeb/article/download/255/311	0.17%
11. http://eprints.undip.ac.id/17827/1/INTAN_PUSPITASARI.pdf	0.17%
12. https://154h.blogspot.com/2010/12/pengaruh-promosi-dan-potongan-harga.html	0.17%
13. https://core.ac.uk/download/pdf/11715500.pdf	0.16%
14. http://eprints.undip.ac.id/14942/1/smkppum.pdf	0.16%
15. http://eprints.dinus.ac.id/17081/1/jurnal_15411.pdf	0.15%
16. http://eprints.dinus.ac.id/8660/1/jurnal_12946.pdf	0.15%
17. https://core.ac.uk/download/pdf/11735548.pdf	0.15%
18. http://adbis.fisip.unej.ac.id/wp-content/uploads/sites/4/2018/09/6.-Safudin.pdf	0.13%
19. http://eprints.undip.ac.id/34927/1/Skripsi_02.pdf	0.13%
20. http://repository.unika.ac.id/15286/5/13.60.0218%20Zahra%20Nur%20Febriani%20BAB%20IV.pdf	0.12%
21. http://eprints.undip.ac.id/43088/1/10_AFNAN.pdf	0.11%
22. http://eprints.undip.ac.id/15596/1/Felicia_Dewi_Wibowo.pdf	0.11%
23. http://digilib.unila.ac.id/21558/20/3%20SKRIPSI%20TANPA%20BAB%20PEMBAHASAN.pdf	0.11%
24. http://eprints.undip.ac.id/18483/1/Nurjanah2.pdf	0.11%
25. http://eprints.undip.ac.id/46497/1/10_SINAGA.pdf	0.11%
26. http://eprints.undip.ac.id/37011/1/AFZAL.pdf	0.11%
27. https://core.ac.uk/download/pdf/11721856.pdf	0.11%
28. http://digilib.unila.ac.id/32967/20/SKRIPSI%20TANPA%20BAB%20PEMBAHASAN.pdf	0.11%
29. https://zainudinsos90.blogspot.com/2013/05/contoh-lugas-laporan-penelitian-study.html	0.11%
30. https://core.ac.uk/download/pdf/12352300.pdf	0.11%
31. https://core.ac.uk/download/pdf/11728656.pdf	0.11%
32. https://core.ac.uk/download/pdf/11715796.pdf	0.11%
33. http://eprints.undip.ac.id/29407/1/Skripsi007.pdf	0.11%
34. http://eprints.undip.ac.id/22816/1/WIEN_IKA_PERMANASARI.PDF	0.11%

Similarity	Citation
Similarity from a chosen source	References
Possible character replacement	

