


ARCHITECTURE FINAL PROJECT

Period of LXXV, Second Semester, Year of 2018/2019

ARCHITECTURAL THEORY AND PROGRAMMING

BALI CINEMA AND CULTURAL CENTER

Submitted in partial fulfillment of the requirements
for the degree of **Bachelor in Architecture**



Written by:

Ditto Ernando

(14.A1.0049)

Supervised by:

.Dr. Ir. Rudyanto Soesilo, MSA

(NIDN: 0020065402)

**Department of Architecture
Faculty of Architecture and Design
Soegijapranata Catholic University
Semarang
March 2019**

VALIDATION SHEET

Architecture Final Project

LXXV Period, Academic year of 2018/2019

Department of Architecture, Faculty of Architecture and Design

Soegijapranata Catholic University

Semarang




The seal of Soegijapranata Catholic University is a large, yellow, shield-shaped emblem with a decorative border. It features a central figure of a person with arms raised, set against a background of a cross and other religious symbols. The text 'UNIVERSITAS KATOLIK SOEGIJAPRANATA' is written around the perimeter of the seal.

Title : Bali Cinema and Cultural Center
Written by : Ditto Emando
NIM : 14.A1.0049
Supervised by : Dr. Ir. Rudyanto Soesilo MSA
Examined by : MD. Nestri Kiswari, S.T., M.Sc.
Ir. Supriyono, MT
Ir. FX, Bambang Suskiyatno, MT

Semarang, March 26th 2019
Acknowledged and validated by

Dean
Faculty of Architecture and Design


Dra. B. Tyas Susanti, M.A., Ph.D.
NIDN : 0020065402

Head
Department of Architecture


MD. Nestri Kiswari, S.T., M.Sc.
NIDN : 0627097502

VALIDATION SHEET

Architecture Final Project

LXXV Period, Academic year of 2018/2019


Department of Architecture, Faculty of Architecture and Design

Soegijapranata Catholic University


Semarang

Project Title : Bali Cinema and Cultural Center
Written by : Ditto Emando
NIM : 14.A1.0049
Supervised by : Dr. Ir. Rudyanto Soesilo MSA


Semarang, March 26th 2019
Acknowledged and approved by
Supervisor


Dr. Ir. Rudyanto Soesilo MSA
NIDN : 0020065402


Examiner


MD. Nestri Kiswari, S.T., M.Sc.
NIDN : 0627097502

Examiner


Ir. Supriyono, MT
NIDN : 0615025701

Examiner


Ir. FX, Bambang Suskiyatno, MT
NIDN : 0625116302

AUTHENTICITY STATEMENT

As I sign the statement below

Name : Ditto Ernando
NIM : 14.A1.0049
Study : Architecture
Faculty : Faculty of Architecture and Design,
Soegijapranata Catholic University

Declaring LTP stage of the Architecture Final Project entitled "Bali Cinema and Cultural Center" is truly my own original product, free from any plagiarism based on other people works. Citation and theory written in this report are properly quoted based on scientific work etiquette.

If there is any evidence regarding any plagiarism and other types of imitation in this LPA document that violates the rules on writing scientific work, I am willing to take the consequences and being responsible over the action listed.

Semarang, March 26th 2019

Author



Ditto Ernando
NIM 14.A1.0049

PREFACE


First and foremost I would like to express the greatest gratitude to God, without His grace and blessing, this report of Final Project of Architecture entitled 'Bali Cinema and Cultural Center' would never be finished properly.

In the process of writing this report, I received support and help from various parties related to the project issue. I would like to humbly and gratefully thank:

1. Dr. Ir. Rudyanto Soesilo MSA, as my supervisor
2. Ir. FX. Bambang Suskiyatno, M.T., as the Coordinator of 75th Architecture Final Project
3. M.D. Nestri Kiswari, S.T., M.Sc., as the head of the Architecture Department
4. Dra. B. Tyas Susanti, M.A., Ph.D., as the Dean of Faculty of Architecture and Design
5. University lecturers and staffs, who related in the process of writing this report
6. Both of my parents who always morally and financially supported my studies, including in the process of writing this report.
7. Friends and families who gave me help and support during the process of writing this proposal.
8. And the other parties that are impossible to mention here, who gave me direct and indirect help.

With all the words above, this final project report entitled “**Bali Cinema and Cultural Center**” is carefully written based on actual facts and realities. The writer expects any critique and suggestion in order to develop the next studies ahead.

Semarang, March 26th 2019



Ditto Erando
14.A1.0049



TABLE OF CONTENTS

VALIDATION SHEET	i
VALIDATION SHEET	ii
AUTHENTICITY STATEMENT	iii
PREFACE	iv
TABLE OF CONTENTS	vi
TABLE OF FIGURES	ix
LIST OF TABLES.....	xiii
Chapter I. INTRODUCTION	1
A. Background	1
B. Design Issues	4
C. Objectives.....	4
D. Benefits	4
E. Study's Systematics.....	4
Chapter II. PROJECT OVERVIEW	6
A. Building Function Overview	6
1. Cinema and Cultural Center	6
2. Bali Cinema and Cultural Center	7
3. Project Facilities	8
B. Location Overview	10
1. Location Characteristic.....	12
2. Natural Element	13
3. Man-made Characteristic	13
4. Natural Disaster Potential.....	16
5. Regulation.....	16
C. In-Site Overview	18
1. Man-made Environment and Condition	20
2. Landscape Characteristic.....	21
3. Surrounding Characteristic.....	23
4. Social and Cultural Environment	25
Chapter III. ARCHITECTURAL PROGRAMMING	26
A. Space Demand and Requirement Analysis.....	26

1.	Activities Study, Demand, and Traits of Space	26
2.	Operating Schedule	43
3.	User Amount Approach	47
4.	Specific Space Study	57
5.	Indoor Space Requirements.....	83
6.	Indoor Space Dimension	87
7.	Indoor Space Structure	90
B.	Site Analysis	95
1.	Outdoor Space Forms	95
2.	Outdoor Space Zoning	97
3.	Effective Area based on the regulation and site condition	98
C.	Man-made Environment Analysis	99
1.	Surrounding buildings analysis	99
2.	City utility and transportation analysis	99
3.	Vegetation Analysis.....	100
D.	Natural Environment Analysis	102
1.	Climatic analysis	102
2.	Landscape analysis.....	103
Chapter IV. DESIGN ISSUE ANALYSIS.....		104
A.	Problem Analysis	104
B.	Emerging Issue.....	108
C.	Design Issue.....	108
Chapter V. THEORETICAL FOUNDINGS		110
A.	Tourists' Behavior and Interest towards Balinese View in Philosophy and Art in Architecture	110
B.	The Appeal of Crowded Place	111
C.	Seaside Architecture.....	112
Chapter VI. CONCEPTUAL DESIGN APPROACH.....		114
A.	How a modern entertainment building represent and preserve the essence of Balinese culture in a socially diverse area?	114
B.	How to fit a large scale entertainment venue in already overcrowded tourism area?	115
C.	How the project maximizing the natural element into the building?	116

Chapter VII. DESIGN APPROACH FOUNDINGS.....	119
A. Building Spatial Organization.....	119
B. Building Morph.....	119
C. Building Structure	120
D. Building Material	121
E. Façade	122
F. Site Planning and Organization	124
G. Building Utility	125
Bibliography.....	130
Precedence Studies.....	135
1. Bali Nusa Dua Theater.....	135
2. List of notable film festivals in Indonesia:.....	138




TABLE OF FIGURES

Figure 2. 1 Illustration of the interior of LIVE Theater	8
Figure 2. 2 Illustration of IMAX Theater.....	8
Figure 2. 3 Semi-outdoor Multifunction Hall	8
Figure 2. 4 Illustration of Cinema Theater interior	8
Figure 2. 5 4D cinema with ScreenX Technology.....	9
Figure 2. 6 Illustration of roof top amphitheater	9
Figure 2. 7 Illustration of private cinema.....	9
Figure 2. 8 Illustration of Atelier based Gift Shops	9
Figure 2. 9 Illustrations of Café, Bar and Restaurants	10
Figure 2. 11 Indonesia Map	10
Figure 2. 12 Map of Bali Island	11
Figure 2. 10 Airport distance from the stie illustration.....	11
Figure 2. 13 Satellite portrait of the site and its surrounding area.....	12
Figure 2. 14 Beach gate right in front of the site (west)	13
Figure 2. 15 Beach view from the site, showing palm trees in various sizes.....	13
Figure 2. 16 Current condition of the street (main access) Source: self- documentation	14
Figure 2. 17 Public car park area, located next to the site.....	14
Figure 2. 19 Beachwalk Shopping Mall, located right next to the site	14
Figure 2. 18 Pharmacies, Minimarkets, and Shops around the site (within 100m)...	14
Figure 2. 20 Small shops on the street around the site	15
Figure 2. 21 Tourist Police Office, located right next to the site.....	15
Figure 2. 22 Small, Budget Hotels and Inns are scattered around the site (within 100m)	15
Figure 2. 23 Luxurious resorts and hotels around the site (within 100m).....	15
Figure 2. 24 Satellite View of the site	18
Figure 2. 25 Site topography in geo-mapping plan.....	19
Figure 2. 26 Site dimension illustration in centimeter units.....	19
Figure 2. 27 Site location, seen from above (A) currently occupied by Grand Istana Rama Hotel and (B) Currently empty land with abandoned construction equipment.	20
Figure 2. 28 Series of photos showing the existing condition in the western part of the site.....	20
Figure 2. 29 Existing siteplan of Grand Istana Rama Hotel building complex	21
Figure 2. 32 Vegetation in the West area (front) of the site	21
Figure 2. 31 Vegetation in the West area (front) of the site, currently an existing parking area.....	21
Figure 2. 30 Vegetation in the West area (front) of the site, currently an existing parking area.....	21
Figure 2. 33 Banyan Tree in the site	22
Figure 2. 34 Pine Tree in the site	22
Figure 2. 35 Palm Trees in the site	22

Figure 2. 36 North View from the site, showing villa building separated by narrow alley	23
Figure 2. 37 38 North View from the site, on the western part.....	23
Figure 2. 39 North View from the site, on the eastern part it was separated by narrow alley	23
Figure 2. 40 East View from the site, showcasing open land and public housing	23
Figure 2. 41 East View from the site, showing the narrow alley.....	23
Figure 2. 42 East View from the site, showing public housing and narrow street.....	23
Figure 2. 43 South View from the site, showing Beachwalk Shopping Mall	24
Figure 2. 44 South View from the site, showing the Beachwalk Shopping Mall separated by small alley	24
Figure 2. 45 South View from the site, showing narrow alley that separated the site	24
Figure 2. 46 West View from the site, showing Kuta Beach right across the street of Jalan Pantai Kuta	24
Figure 2. 47 West View from the site, showing Jalan Pantai Kuta which is a one way street with two lane and partially parking areas for motorcycle.....	24
Figure 2. 48 West View from the site, showing Jalan Pantai Kuta.....	24
Figure 2. 49 Locals interacting with foreign tourists.....	25
Figure 3. 1 Statistical number of International visitor in Bali throughout the year	48
Figure 3. 2 Statistical number of Local visitor in Bali throughout the year	48
Figure 3. 3 Traditional and IMAX size comparison	58
Figure 3. 4 Folding seat for Cinema Theater	59
Figure 3. 5 IMAX Digital Projector	59
Figure 3. 6 Illustration of IMAX Theater plan Source: self-illustrated picture based on dimension studies.....	61
Figure 3. 7 IMAX Projection Booth	61
Figure 3. 8 IMAX Christie Digital Projector dimension	63
Figure 3. 9 Illustration of Projection Booth.....	63
Figure 3. 10 Illustration of 2D Regular Cinema Theater plan.....	64
Figure 3. 11 Illustration of 4D Theater with ScreenX multi-screen technology	65
Figure 3. 12 Illustration of Motion Seat.....	66
Figure 3. 13 Dimension of Motion Seat	66
Figure 3. 14 Illustration of 4D Theater with ScreenX multi-screen Dimension	67
Figure 3. 15 Illustration of Projection Booth.....	67
Figure 3. 16 Illustration of Private Theater layout.....	68
Figure 3. 17 Illustration of Private Theater	69
Figure 3. 18 Sightlines requirement based on Neufert's Architect Data.....	70
Figure 3. 19 Illustration of stage parts (floor plan)	71
Figure 3. 20 Illustration of stage parts (section).....	72
Figure 3. 21 Illustration of Live Performance Arts Theater (pt.1)	75
Figure 3. 22 Illustration of Live Performance Arts Theater (pt.2)	76
Figure 3. 23 Kecak Dance in Uluwtu, Bali	77

Figure 3. 24 Amphitheater with Roman form	77
Figure 3. 25 Illustration of concrete finish amphitheater	78
Figure 3. 26 Illustration of human dimension Source: self-illustrated model based on Neufert's dimension	78
Figure 3. 27 Kinosphere Theory Visualization by Rudolf Laban (1966)	79
Figure 3. 28 Illustration of Amphitheater Source: self-illustrated image based on capacity and human dimension.....	79
Figure 3. 29 Illustration of Amphitheater's Dressing Room.....	80
Figure 3. 30 Illustration of Atelier Art Studio	80
Figure 3. 31 Illustration of Balinese Gift Shop	80
Figure 3. 32 Illustration of Sculpting Class	81
Figure 3. 33 Illustration of Shopping Activity in the Gift Shop Retail	81
Figure 3. 34 Crafting Class Activity	81
Figure 3. 35 Illustration of Painting Class	81
Figure 3. 36 Illustration of Gift Shop retail area	82
Figure 3. 37 Illustration of Atelier Studio in the Gift Shop area	82
Figure 3. 38 Diagram of Space Grouping.....	90
Figure 3. 39 Diagram of General Facilities Spaces Relation	91
Figure 3. 40 Diagram of Cinema Theater Spaces Relation	92
Figure 3. 41 Diagram of Live Performing Theater and Amphitheater Spaces Relation	93
Figure 3. 42 Diagram of Management and Service Facilities Spaces Realtion.....	94
Figure 3. 43 Diagram of Outdoor Space Zoning based on spaces relationship	97
Figure 3. 44 Illustration of Komotra shuttle bus route from Sentra Parkir Kuta to Jalan Pantai Kuta (project site) Source: maps.google.com customized with self-analyzed data	100
Figure 3. 45 Motorcycle Parking Area	100
Figure 3. 46 Cars and Motorcycle Parking Area.....	100
Figure 3. 47 Illustration of External parking facilities around the project's site	100
Figure 3. 48 Kamboja Bali Trees.....	101
Figure 3. 49 Ketapang Kencana Trees	101
Figure 3. 50 Palm Trees	101
Figure 3. 51 Lee Kwan Yew Plants	101
Figure 3. 52 Dadap Tree.....	101
Figure 3. 53 Sun Path Illustration on Project's Site	102
Figure 3. 54 Yearly Average Wind Distribution Direction	102
Figure 3. 55 Illustration of Landscape elements around the site.....	103
Figure 3. 56 Exterior of the Bali Nusa Dua Theater	135
Figure 3. 57 Snaps from the Devdan Show.....	136
Figure 3. 58 Exterior part of the theater lobby	137
Figure 3. 59 Interior part of the theater, seat arrangement	137
Figure 3. 60 Seat Plan	137
Figure 6. 1 Illustration of Gestalt concept showcase ambiguity of a visual image..	115
Figure 6. 2 Illustration vehicle of circulation flow manipulation	115

Figure 6. 3 Crowds gathering in the threshold of a building.....	116
Figure 6. 4 Illustration of free entry public spaces	116
Figure 6. 5 Illustration of a sublime combination of beach and building	116
Figure 6. 6 Illustration of a building with lots of fenestration	117
Figure 6. 7 Illustration Rainwater Cycle System	117
Figure 6. 8 Illustration building with Biophilic Nuance.....	118
Figure 6. 9 Illustration building with fluid form and morph.....	118
Figure 6. 10 Illustration building with fluid form and morph.....	118
Figure 7. 1 Illustration radial space organization	119
Figure 7. 2 Illustration of Tri Angga concept in the project, showcase building perspective (left), front view (middle), and human body interpretation (right)	120
Figure 7. 3 Illustration of theater interior with longspan structure	120
Figure 7. 4 Illustration building with longspan structure	120
Figure 7. 6 Geometric wooden acoustic wall system.....	121
Figure 7. 5 Wooden acoustic wall panel.....	121
Figure 7. 7 Wool ceiling acoustic panel.....	121
Figure 7. 9 Illustration of contemporary wooden fence	122
Figure 7. 8 Combination of glass, metal, and wooden element in one building	122
Figure 7. 10 Illustration of exposed Wooden Ceiling	122
Figure 7. 11 Customized design perforated metal.....	123
Figure 7. 12 Illuminative skylight design.....	123
Figure 7. 13 Illustration of Biophilic Façade.....	123
Figure 7. 14 Illustration of Biophilic Façade.....	123
Figure 7. 15 Natural Powered Kinetif Façade in Brisbane Airport.....	124
Figure 7. 16 The detail of small piece of aluminum plates that consist in the facade	124
Figure 7. 17 Illustration of spatial concept in the site based on Tri Hita Karana.....	124
Figure 7. 18 Illustration of zoning in the site based on Tri Mandala concept.....	125
Figure 7. 19 Illustration of pathway along the garden	125
Figure 7. 23 Daikin VRV outdoor units	126
Figure 7. 22 Variety of indoor units	126
Figure 7. 20 AHU unit	126
Figure 7. 21 Daikin VRV illustration system	126
Figure 7. 25 Tsunami escape sign on a building	127
Figure 7. 24 Tsunami escape sign on the ground	127
Figure 7. 28 Indoor hydrant box	127
Figure 7. 27 Fire detector and sprinkler	127
Figure 7. 26 Outdoor fire hydrant.....	127
Figure 7. 29 IPAL tank	128
Figure 7. 30 ecoBali waste management sign.....	128

LIST OF TABLES

Table 3. 1 Activity Grouping and Traits Based on Visitor Type.....	26
Table 3. 2 Activity Grouping and Traits Based on Theater Casts and Crews	28
Table 3. 3 Activity Grouping and Traits Based on Management Staffs.....	31
Table 3. 4 Annual schedule for special events	43
Table 3. 5 Daily Operational Schedule Table	46
Table 3. 6 Amount of visitor in XXI Beachwalk Cinema.....	49
Table 3. 7 Amount of visitor in Devdan Show Bali Nusa Dua Theater	52
Table 3. 8 Amount of visitors.....	54
Table 3. 9 Amount of Casts and Crews.....	55
Table 3. 10 Amount of Management Crews	55
Table 3. 11 Total Capacity of the venue.....	57
Table 3. 12 Space Requirements.....	83
Table 3. 13 Space Dimensions based on the Space Demand.....	87
Table 3. 14 Outdoor Space Dimensions.....	95
Table 3. 15 Outdoor Space Traits	97

