

7. LAMPIRAN

7.1. Hasil Pengolahan SPSS

Lampiran 1. Normalitas

		Tests of Normality						
		Kolmogorov-Smirnov ^a			Shapiro-Wilk			
	Perlakuan	Statistic	df	Sig.	Statistic	df	Sig.	
L*	TB0AJ0	.199	6	.200*	.919	6	.496	
	TB0AJ25	.196	6	.200*	.925	6	.545	
	TB0AJ50	.299	6	.101	.887	6	.305	
	TB0AJ75	.209	6	.200*	.929	6	.573	
	TB10AJ0	.172	6	.200*	.952	6	.759	
	TB10AJ25	.195	6	.200*	.937	6	.633	
	TB0AJ50	.273	6	.183	.830	6	.108	
	TB0AJ75	.261	6	.200*	.923	6	.529	
	TB20AJ0	.181	6	.200*	.944	6	.692	
	TB20AJ25	.174	6	.200*	.936	6	.624	
	TB20AJ50	.267	6	.200*	.849	6	.155	
	TB20AJ75	.269	6	.198	.897	6	.354	
	TB30AJ0	.185	6	.200*	.926	6	.553	
	TB30AJ25	.314	6	.066	.746	6	.018	
	TB30AJ50	.246	6	.200*	.935	6	.619	
	TB30AJ75	.137	6	.200*	.986	6	.979	
	a*	TB0AJ0	.153	6	.200*	.959	6	.810
		TB0AJ25	.254	6	.200*	.824	6	.096
		TB0AJ50	.188	6	.200*	.981	6	.956
		TB0AJ75	.178	6	.200*	.944	6	.690
		TB10AJ0	.211	6	.200*	.920	6	.507
		TB10AJ25	.208	6	.200*	.904	6	.399
		TB0AJ50	.161	6	.200*	.990	6	.988
		TB0AJ75	.294	6	.114	.833	6	.114
		TB20AJ0	.252	6	.200*	.869	6	.222
		TB20AJ25	.230	6	.200*	.831	6	.109
		TB20AJ50	.171	6	.200*	.949	6	.734
		TB20AJ75	.302	6	.092	.883	6	.285
		TB30AJ0	.272	6	.186	.922	6	.517
		TB30AJ25	.281	6	.151	.876	6	.252
TB30AJ50		.206	6	.200*	.938	6	.642	
TB30AJ75		.242	6	.200*	.897	6	.358	
b*		TB0AJ0	.267	6	.200*	.884	6	.289
		TB0AJ25	.184	6	.200*	.973	6	.912
		TB0AJ50	.214	6	.200*	.961	6	.830
		TBOAJ75	.237	6	.200*	.895	6	.344
		TB10AJ0	.191	6	.200*	.930	6	.577
		TB10AJ25	.299	6	.102	.815	6	.079

Tekstur	TB0AJ50	.193	6	.200*	.936	6	.630	
	TB0AJ75	.213	6	.200*	.901	6	.382	
	TB20AJ0	.152	6	.200*	.986	6	.977	
	TB20AJ25	.213	6	.200*	.930	6	.579	
	TB20AJ50	.185	6	.200*	.922	6	.518	
	TB20AJ75	.187	6	.200*	.962	6	.837	
	TB30AJ0	.251	6	.200*	.862	6	.196	
	TB30AJ25	.171	6	.200*	.959	6	.814	
	TB30AJ50	.200	6	.200*	.956	6	.792	
	TB30AJ75	.193	6	.200*	.887	6	.305	
	TB0AJ0	.242	6	.200*	.889	6	.314	
	TB0AJ25	.145	6	.200*	.952	6	.755	
	TB0AJ50	.166	6	.200*	.965	6	.860	
	TB0AJ75	.282	6	.146	.904	6	.401	
	TB10AJ0	.180	6	.200*	.960	6	.822	
	TB10AJ25	.196	6	.200*	.928	6	.566	
	TB0AJ50	.290	6	.126	.915	6	.470	
	TB0AJ75	.166	6	.200*	.961	6	.825	
	TB20AJ0	.287	6	.133	.853	6	.166	
	TB20AJ25	.161	6	.200*	.953	6	.761	
TB20AJ50	.160	6	.200*	.959	6	.810		
TB20AJ75	.194	6	.200*	.950	6	.740		
TB30AJ0	.227	6	.200*	.909	6	.429		
TB30AJ25	.243	6	.200*	.900	6	.372		
TB30AJ50	.308	6	.079	.873	6	.237		
TB30AJ75	.174	6	.200*	.936	6	.625		
Kadar air	TB0AJ0	.218	6	.200*	.912	6	.451	
	TB0AJ25	.208	6	.200*	.908	6	.425	
	TB0AJ50	.204	6	.200*	.915	6	.471	
	TB0AJ75	.310	6	.074	.715	6	.009	
	TB10AJ0	.236	6	.200*	.859	6	.187	
	TB10AJ25	.174	6	.200*	.934	6	.608	
	TB0AJ50	.164	6	.200*	.950	6	.739	
	TB0AJ75	.226	6	.200*	.905	6	.404	
	TB20AJ0	.176	6	.200*	.970	6	.894	
	TB20AJ25	.223	6	.200*	.908	6	.421	
	TB20AJ50	.215	6	.200*	.874	6	.242	
	TB20AJ75	.302	6	.093	.810	6	.072	
	TB30AJ0	.225	6	.200*	.876	6	.252	
	TB30AJ25	.226	6	.200*	.917	6	.481	
	TB30AJ50	.244	6	.200*	.892	6	.327	
	TB30AJ75	.244	6	.200*	.872	6	.235	
	Volume pengembangan	TB0AJ0	.219	6	.200*	.846	6	.146
		TB0AJ25	.170	6	.200*	.982	6	.960
		TB0AJ50	.177	6	.200*	.960	6	.821
		TB0AJ75	.294	6	.116	.863	6	.201
TB10AJ0		.321	6	.053	.878	6	.258	
TB10AJ25		.194	6	.200*	.938	6	.644	
TB0AJ50		.142	6	.200*	.968	6	.876	
TB0AJ75		.293	6	.117	.822	6	.091	

Diameter pori	TB20AJ0	.315	6	.063	.854	6	.171
	TB20AJ25	.283	6	.146	.822	6	.091
	TB20AJ50	.223	6	.200*	.912	6	.452
	TB20AJ75	.175	6	.200*	.968	6	.875
	TB30AJ0	.254	6	.200*	.846	6	.147
	TB30AJ25	.256	6	.200*	.824	6	.095
	TB30AJ50	.167	6	.200*	.937	6	.638
	TB30AJ75	.267	6	.200*	.907	6	.416
	TB0AJ0	.276	6	.172	.814	6	.079
	TB0AJ25	.181	6	.200*	.902	6	.384
	TB0AJ50	.293	6	.117	.838	6	.125
	TB0AJ75	.188	6	.200*	.923	6	.528
	TB10AJ0	.200	6	.200*	.972	6	.904
	TB10AJ25	.177	6	.200*	.972	6	.908
	TB0AJ50	.205	6	.200*	.941	6	.669
	TB0AJ75	.228	6	.200*	.867	6	.215
	TB20AJ0	.215	6	.200*	.921	6	.514
	TB20AJ25	.254	6	.200*	.897	6	.357
	TB20AJ50	.264	6	.200*	.871	6	.229
	TB20AJ75	.220	6	.200*	.934	6	.610
	TB30AJ0	.269	6	.200*	.823	6	.094
	TB30AJ25	.194	6	.200*	.943	6	.687
	TB30AJ50	.203	6	.200*	.952	6	.754
	TB30AJ75	.215	6	.200*	.956	6	.786

a. Lilliefors Significance Correction

*. This is a lower bound of the true significance.

Lampiran 2. Anova

ANOVA

		Sum of Squares	Df	Mean Square	F	Sig.
L*	Between Groups	5521.886	15	368.126	39.939	.000
	Within Groups	737.369	80	9.217		
	Total	6259.255	95			
a*	Between Groups	213.407	15	14.227	792.613	.000
	Within Groups	1.436	80	.018		
	Total	214.843	95			
b*	Between Groups	122.170	15	8.145	5.941	.000
	Within Groups	109.670	80	1.371		
	Total	231.840	95			
Tekstur	Between Groups	50090.387	15	3339.359	28.569	.000
	Within Groups	9350.926	80	116.887		
	Total	59441.313	95			
Kadar air	Between Groups	.010	15	.001	8.339	.000
	Within Groups	.006	80	.000		
	Total	.016	95			

Volume pengembangan	Between Groups	4.731	15	.315	139.124	.000
	Within Groups	.181	80	.002		
	Total	4.913	95			
Diameter pori	Between Groups	2.746	15	.183	24.579	.000
	Within Groups	.596	80	.007		
	Total	3.342	95			

Lampiran 3. Duncan Volume Pengembangan Roti Tawar
Volume pengembangan

Duncan

Perlakuan	N	Subset for alpha = 0.05										
		1	2	3	4	5	6	7	8	9	10	
TB30AJ75	6	.3980										
TB30AJ50	6	.4270										
TB20AJ75	6	.4515	.4515									
TB30AJ25	6		.4990	.4990								
TB30AJ0	6			.5153								
TB0AJ75	6			.5268								
TB20AJ0	6			.5325								
TB20AJ50	6			.5393								
TB10AJ75	6				.6002							
TB20AJ25	6				.6123							
TB10AJ0	6					.7065						
TB0AJ50	6						.7670					
TB10AJ50	6							.8468				
TB0AJ0	6								.9272			
TB0AJ25	6									1.0483		
TB10AJ25	6										1.1602	
Sig.		.069	.088	.198	.659	1.000	1.000	1.000	1.000	1.000	1.000	1.000

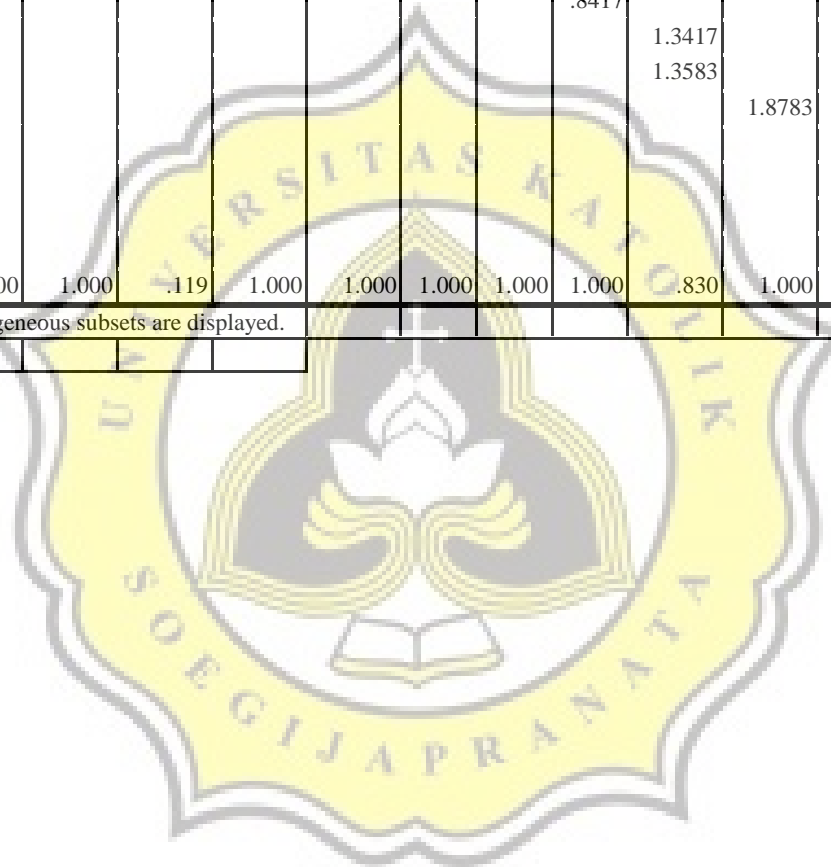
Means for groups in homogeneous subsets are displayed.

a*

Duncan

Perlakuan	N	Subset for alpha = 0.05															
		1	2	3	4	5	6	7	8	9	10	11	12	13			
TB0AJ25	6	-2.1533															
TB0AJ50	6		-1.5550														
TB0AJ0	6			-1.3667													
TB0AJ75	6			-1.2450													
TB10AJ0	6				-0.5050												
TB10AJ25	6					-0.2422											
TB10AJ50	6						0.4933										
TB20AJ0	6							0.6667									
TB10AJ75	6								0.8417								
TB30AJ0	6									1.3417							
TB20AJ25	6									1.3583							
TB20AJ50	6										1.8783						
TB30AJ25	6											2.0850					
TB20AJ75	6											2.2300	2.2300				
TB30AJ50	6												2.3200				
TB30AJ75	6																2.4783
Sig.		1.000	1.000	.119	1.000	1.000	1.000	1.000	1.000	1.000	.830	1.000	.064	.247	1.000		

Means for groups in homogeneous subsets are displayed.



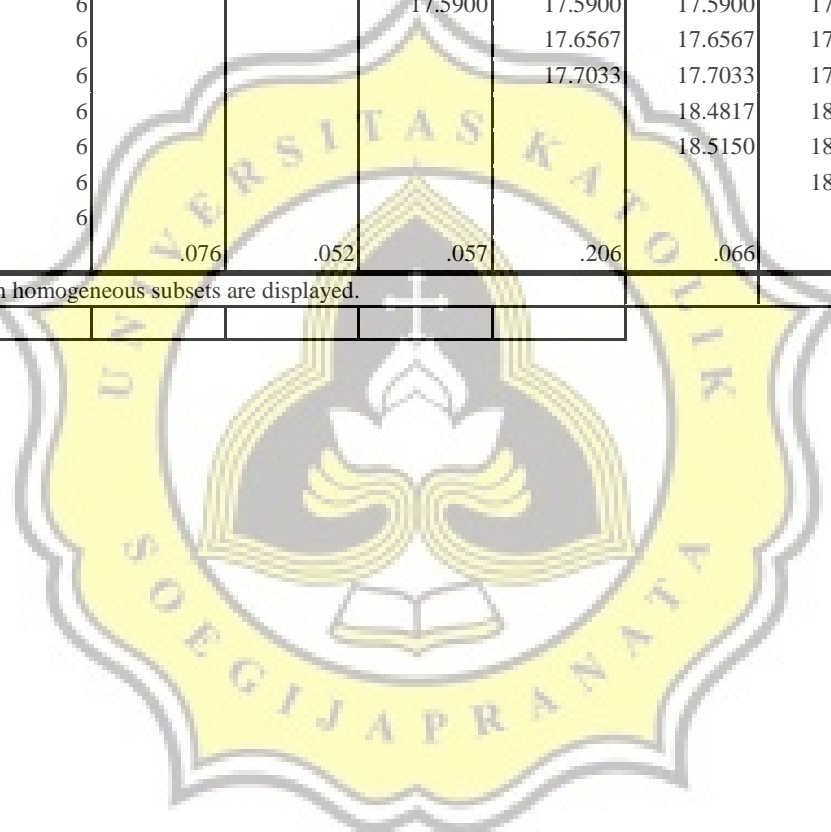
b*

Duncan










Perlakuan	N	Subset for alpha = 0.05						
		1	2	3	4	5	6	7
TB10AJ25	6	15.4500						
TB10AJ50	6	15.8550	15.8550					
TB0AJ0	6	16.0100	16.0100					
TB30AJ75	6	16.0867	16.0867	16.0867				
TB20AJ0	6	16.6850	16.6850	16.6850	16.6850			
TB0AJ25	6	16.8317	16.8317	16.8317	16.8317			
TB10AJ0	6		17.0467	17.0467	17.0467	17.0467		
TB30AJ0	6		17.3867	17.3867	17.3867	17.3867	17.3867	
TB20AJ50	6		17.4017	17.4017	17.4017	17.4017	17.4017	
TB10AJ75	6			17.5900	17.5900	17.5900	17.5900	
TB20AJ25	6				17.6567	17.6567	17.6567	
TB30AJ25	6				17.7033	17.7033	17.7033	
TB0AJ75	6					18.4817	18.4817	18.4817
TB20AJ75	6					18.5150	18.5150	18.5150
TB30AJ50	6						18.6717	18.6717
TB0AJ50	6							19.7317
Sig.		.076	.052	.057	.206	.066	.109	.095

Means for groups in homogeneous subsets are displayed.

--	--	--	--	--	--	--	--	--



7.2. Lampiran Dokumentasi Penelitian

Konsentrasi Tepung Bekatul (%)	Konsentrasi Asidulan (%)	Tampilan Visual	Diameter Pori	Porositas
0	0			
	25			
	50			

75



10

0



25



50




75



20

0




25



50




75





30


0



25



50



75



Doc vs Internet + Library

90.61% Originality	9.39% Similarity	607 Sources
---------------------------	-------------------------	--------------------

Web sources: 355 sources found

1. http://eprints.ums.ac.id/49310/18/NASKAH%20PUBLIKASI.pdf	0.8%
2. https://e-journal.unair.ac.id/MGI/article/download/3194/4966	0.39%
3. https://lordbroken.wordpress.com/category/ilmu-dan-teknologi-pangan/page/7	0.39%
4. https://lordbroken.wordpress.com/category/ilmu-dan-teknologi-pangan/pangan-farmasi/	0.39%
5. http://chimie-biologie.ubm.ro/ergathian_journal/Vol_10(3)_2018.pdf	0.36%
6. http://eprints.undp.ac.id/47644/1/733_SERJAN_HARI_PRATAMA.pdf	0.35%
7. https://nepis.epa.gov/EPA/ZyPURL.cfm?Dockey=P100N49K.TXT	0.33%
8. https://documents.alia.idocuments/sprint-announcement.html	0.32%
9. http://jurnal.unpad.ac.id/jpk/article/download/2638/2296	0.31%
10. https://docplayer.info/72353848-Studi-pembusaran-rad-manis-dengan-substitusi-tepung-ebi-jalak-ku	0.27%
11. https://www.4dashare.net/SocifColeman1/Starbucks-financial-analysis-70680486	0.27%
12. http://docplayer.info/sprint-announcement_58763fb6b6d8702ac8b44691.html	0.24%
13. http://rimadiregna16.blogspot.com/2015/07/hasil-laporan-roti-dan-mia-tepung-legum.html	0.23%
14. http://agusnurso81.blogspot.com/2015/12/sai-pukis-dan-tepung-kumbong-tahu.html	0.23%
15. http://www.skrpshpfp.staff.ub.ac.id/966/2014/10/JURNAL_Thoresia-Dyris-Tiera-Septivita.pdf	0.22%
16. http://amndes.blogspot.com/2011	0.21%
17. https://mulyadiveterinary.wordpress.com/2011/06/21/kumpulan-daftar-pustaka-mulyad/	0.21%
18. http://repository.uepas.ac.id/15762/1/ARTIKEL%20CITRA%20AYU%20LESTARI.pdf	0.21%
19. http://repository.lpb.ac.id/bitstream/handle/123456789/41305/0/daftar%20Pustaka_2009btkh.pdf?se...	0.21%
20. https://documents.site/documents/d-sanchez-m-onfo-5620031498744.html	0.2%
21. https://docplayer.info/34032035-Karakteristik-organoleptik-biskuit-dengan-pemabahan-tepung-ku	0.18%
22. https://docplayer.info/70631562-Pemanfaatan-pulpa-gamau-dan-tepung-waluh-sebagai-bahan-dasar-b	0.18%
23. http://file-tb.uns.ac.br/Tccs/08b/peunhaeglo_joaoluz/ARTIGO.pdf	0.18%
24. http://staff.katiyad.org/files/0704733/Documents/Motion-speed-acceleration-velocity-and-force%20...	0.17%
25. https://id.123dok.com/document/7q9a10q-kajian-penyusunan-standard-operating-procedures-sop-...	0.17%
26. http://www.verticespsicologica.com/sites/default/files/ppi-la-inteligencia-emocional-en-educac-con...	0.17%
27. https://www.wjnegom.be/images/upload/wchbeloidspiangemoditefwjnegom.pdf	0.17%
28. https://www.facs.org/-/media/files/quality%20programs/trauma/ntdb/ntdb%20annual%20report%20...	0.17%
29. https://repository.lpb.ac.id/bitstream/handle/123456789/30931/F92L90.pdf;sequence=1	0.17%
30. http://repository.unika.ac.id/6240/7/07_70_0133%20Amalia%20Sugianti%20DAPUS.pdf	0.17%
31. http://lib.unnes.ac.id/20891/1/5401411098%2DS.pdf	0.17%
32. https://www.stat.wisc.edu/network-skills/learnR/Organizing.html	0.16%
33. http://underworldotawa.ca/UnderworldMainRulebook-5.6.2.doc	0.16%
34. http://www.dudemant.net/jam/queen/index.html	0.16%

Similarity
 Similarity from a chosen source
 Possible character replacement
 Citation
 References

9,39 *[Signature]*

FORMULIR SCAN ANTI PLAGIARISME

Nama : BERNADETTE VENTIE MEGA RUTRI

Alamat email : VENTIEMEGA@gmail.com

Fak. / Prodi : TEKNOLOGI FARMASI NIM : 14.11.0102
berupa (TESIS, TUGAS AKHIR, SKRIPSI SUMMARY, LAPORAN KERJA PRAKTEK)

dengan judul : ARUKAN SARI ARUM JALDA (POMELOIDUS INDICA)
SEBAGAI AIDULAH DAN PENGARUHNYA TERHADAP KARAKTERISTIK
FINOPORINGIA ACNE TUBEROSUS BERBASIS ALBIFUNGI TERUNG BEKATUL

Semarang, 12 11 2018
Petugas [Signature] Rita yang Menyerahkan, Dosen Pembimbing [Signature]
BERNADETTE VENTIE Dr. V. Kristina Ananingih, ST, MSc

NB. Laporan hasil scan terlampir [Signature] untuk yang bersangkutan. *

