


HASIL PENGUJIAN MATERIAL BETON





L-02

Hasil uji tekan sampel core drill – Pasar “X”



Hasil uji tekan

Beton Kolom Tinggi

- Rata-rata 5.55 Mpa
- Kuat tekan karakteristik 1.25 MPa

Beton Kolom Podium

- Rata-rata 9.81 MPa
- Kuat tekan karakteristik 4.35 MPa

Beton Pelat Lantai

- Rata-rata 16.78 MPa
- Kuat tekan karakteristik 9.34 MPa

Beton Pelat Roof

- Rata-rata 14.19 MPa
- Kuat tekan karakteristik 5.02 MPa

Beton Pondasi (Cap)

- Rata-rata 23.39 MPa
- Kuat tekan karakteristik 11.38 MPa





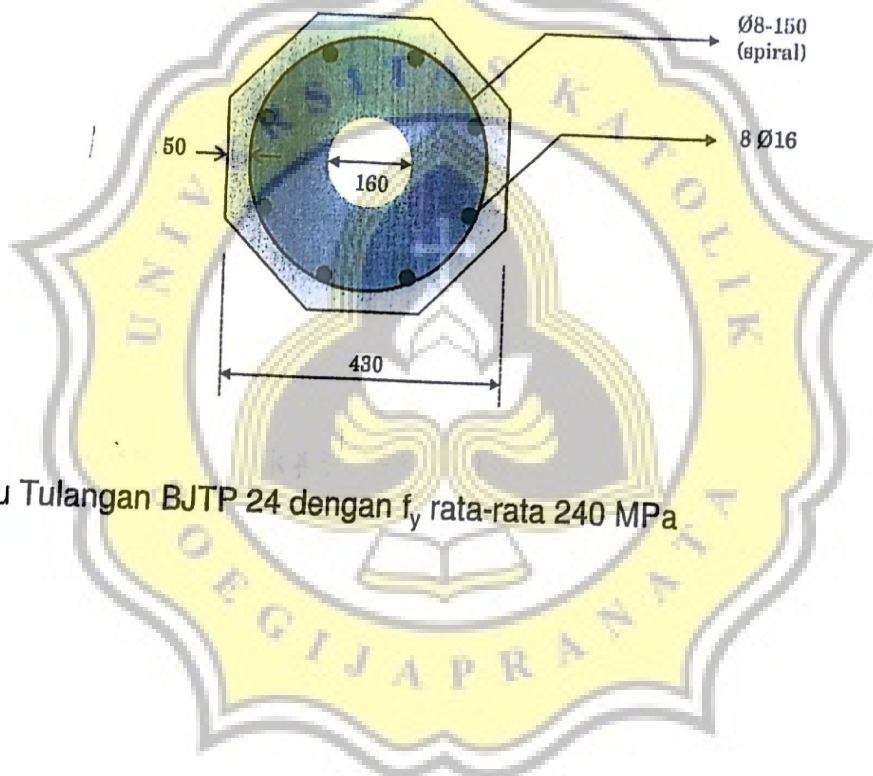
HASIL UJI TARIK

Jenis baja yang digunakan di Bangunan Pasar "X" yaitu:

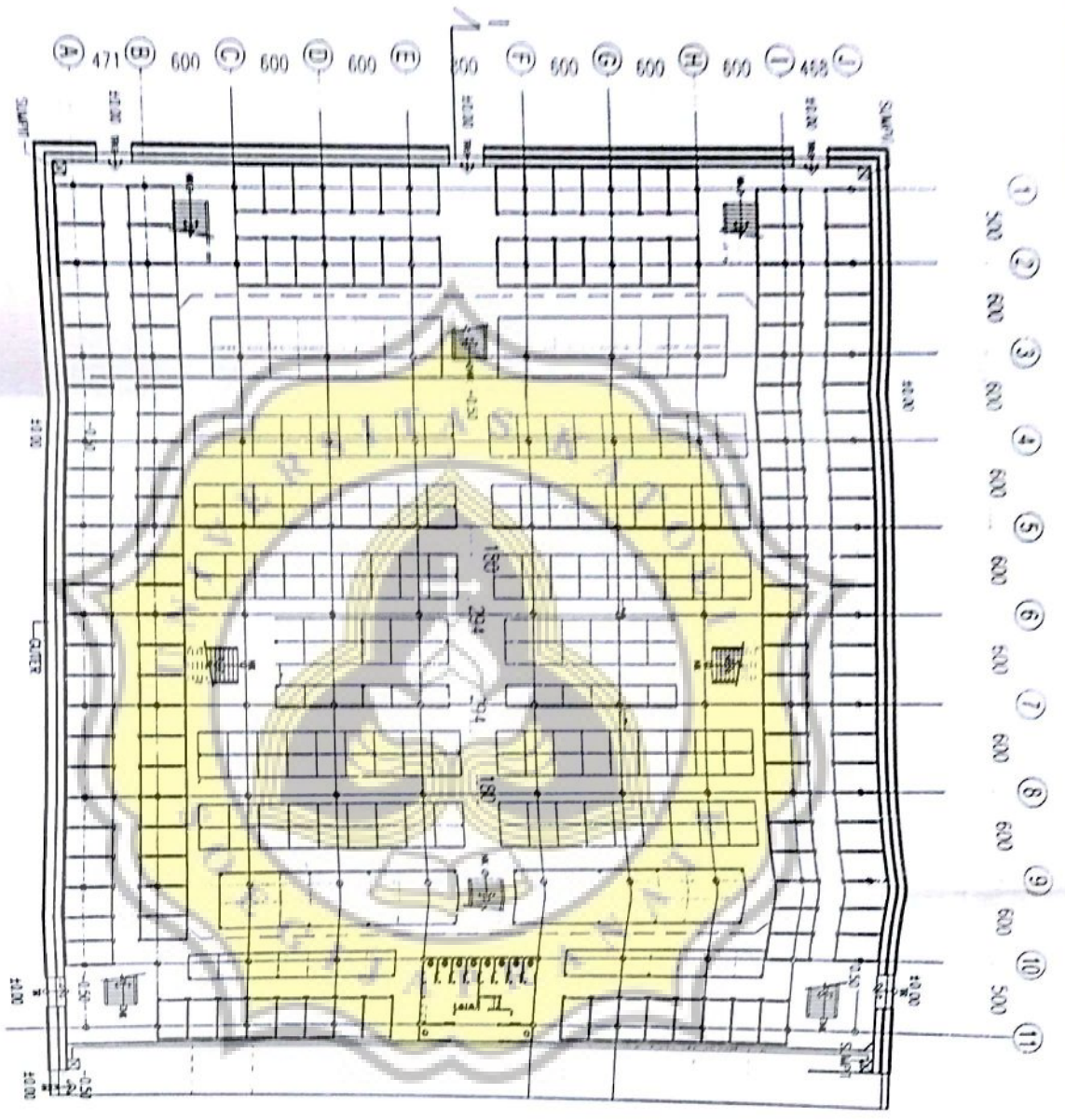
- Baja tulangan Polos diameter 6 mm
- Baja tulangan Polos diameter 8 mm
- Baja tulangan Polos diameter 10 mm
- Baja tulangan Polos diameter 12mm
- Baja tulangan Polos diameter 14 mm
- Baja tulangan Polos diameter 16 mm

Hasil pengujian tarik terhadap keseluruhan jenis baja tulangan dapat disimpulkan bahwa mutu tulangan jika diklasifikasikan berdasarkan SNI 07-2052-2002 setara dengan tulangan BJTP 24 dengan kuat leleh 240 MPa dan kuat tarik 390Mpa.

DIMENSI DAN MUTU MATERIAL



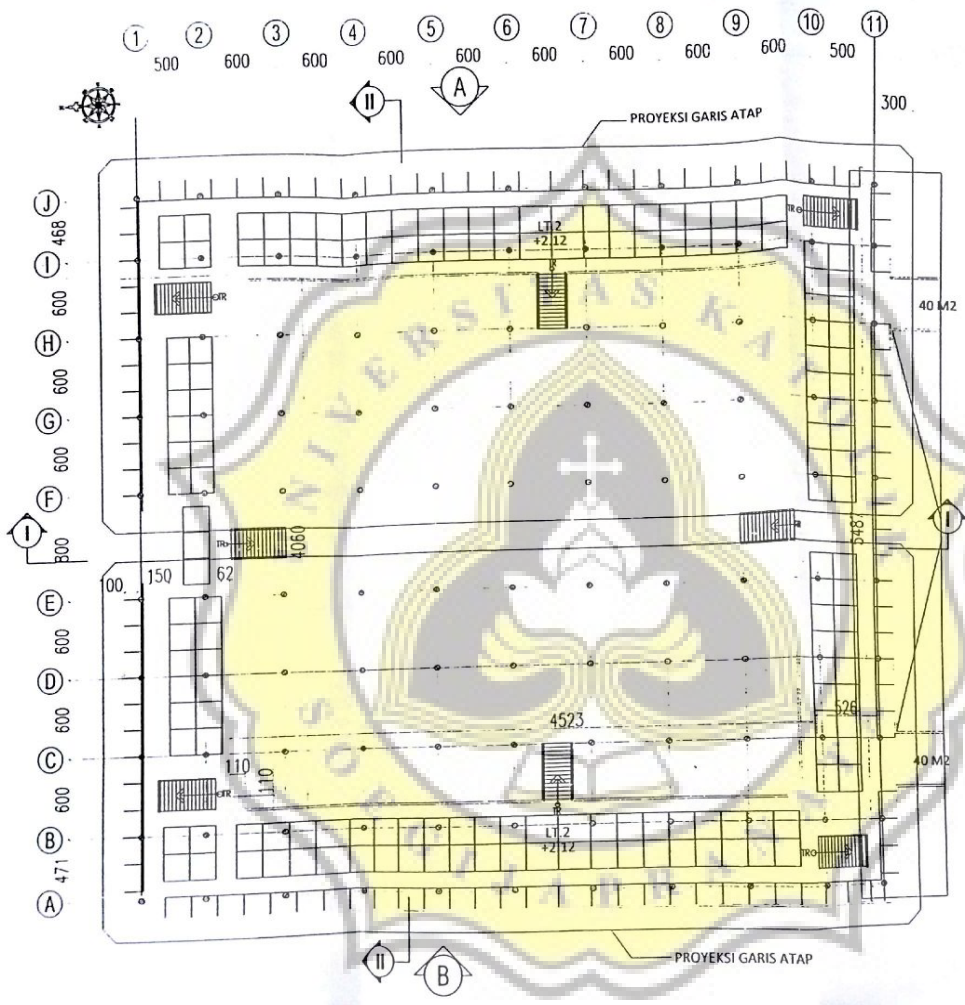
Mutu Tulangan BJTP 24 dengan f_y rata-rata 240 MPa



DENAH LT. 1 Pasar "X"

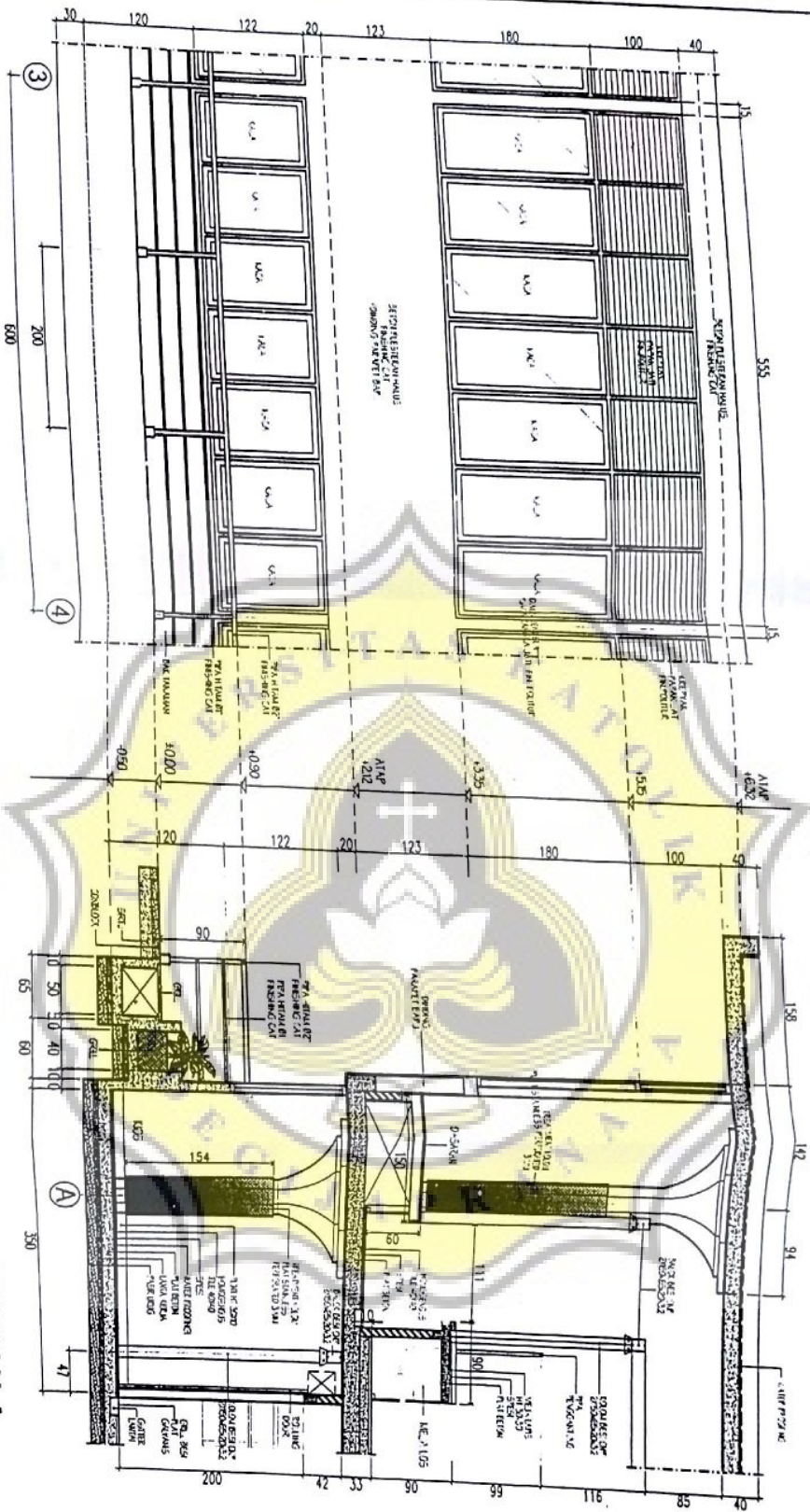
SKALA 1 : 300






DENAH LT. 2 Pasar "X"
 SKALA 1 : 300

1. 1. 21. 004 / 1495

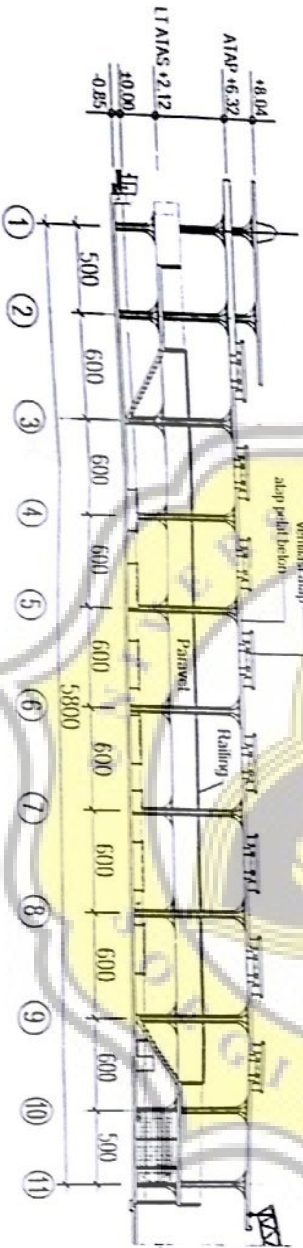


TAMPAKI
SKALA 1 : 50

POTONGAN A
SKALA 1 : 50




POTONGAN II-II
SKALA 1/400



POTONGAN I-I
SKALA 1/400

19/11/2021





constructive solutions

Nitowrap FRC

High performance high strength carbon fibre system for structural reinforcement

Uses

Nitowrap FRC is used for strengthening load carrying capacity of different structures specifically where improvement to flexural and shear strength, and resolve to de-formation properties is required.

Typical applications include loading increases, seismic strengthening, correcting strength deficiency due to damage of structural parts and changing in structural design for:

- Pier caps and columns.
- Beams and slabs.
- Railway and road bridges.
- Buildings and towers.

Advantages

- High tensile strength and elastic modulus.
- Improves flexural strength capacity.
- Corrosive resistance low maintenance to strength structure.
- Fast & easy installation: cost savings, time savings and giving quick return to service.
- Suitable in poor access locations.
- Low build system: giving minimal effect on structural dimensions and clearance.
- Simple detailing for application.
- Application without any usage of heavy machine or equivalent.
- Final coating can be applied without preparation.



Description

Nitowrap FRC is a 0° unidirectional, high strength and high elastic modulus carbon fibre sheet which when used in conjunction with a specially developed primer and encapsulation resins. Improves structural performance by strengthening and improving flexural and shear strength, and de-formation properties.

Design criteria

Nitowrap FRC high performance fibre is encapsulated in Nitowrap Encapsulation Resin to provide properties of high strength and high elastic modulus.

Its low-density properties, specific strength and modulus are extremely high compared with conventional materials such as steel and concrete.

Nitowrap FRC is extremely easy to handle and apply with no noise and minimal site equipment necessary allowing quick and easy reinforcement of structural members without major disruption.

Nitowrap FRC is lightweight, high impact resistance, excellent tensile strength, extremely stable at high and low temperatures and has excellent chemical resistance under a variety of exposure conditions.

Physical Properties

Grade	FRC 200	FRC 230	FRC 300	FRC 530	FRC 300HM
Fiber Area Weight (g/m ²)	200	230	300	530	300
Design thickness (mm)	0.111	0.131	0.167	0.293	0.165
Ultimate Elongation	2.1%				1.2%
Fiber Density	1.8 g/cm ³				1.82 g/cm ³
Tensile strength (kgf/cm:width)	390	450	590	1050	500
Tensile strength "design value" (kgf/cm ²)	35,500				30,000
Tensile E-modulus "design value" (kgf/cm ²)	2.35x10 ⁶				3.80x10 ⁶



constructive solutions

Nitowrap FRC

High performance high strength carbon fibre system for structural reinforcement

Uses

Nitowrap FRC is used for strengthening load carrying capacity of different structures specifically where improvement to flexural and shear strength, and resolve to de-formation properties is required.

Typical applications include loading increases, seismic strengthening, correcting strength deficiency due to damage of structural parts and changing in structural design for:

- Pier caps and columns.
- Beams and slabs.
- Railway and road bridges.
- Buildings and towers.

Advantages

- High tensile strength and elastic modulus.
- Improves flexural strength capacity.
- Corrosive resistance low maintenance to strength structure.
- Fast & easy installation: cost savings, time savings and giving quick return to service.
- Suitable in poor access locations.
- Low build system: giving minimal effect on structural dimensions and clearance.
- Simple detailing for application.
- Application without any usage of heavy machine or equivalent.
- Final coating can be applied without preparation.



Description

Nitowrap FRC is a 0° unidirectional, high strength and high elastic modulus carbon fibre sheet which when used in conjunction with a specially developed primer and encapsulation resins, improves structural performance by strengthening and improving flexural and shear strength, and de-formation properties.

Design criteria

Nitowrap FRC high performance fibre is encapsulated in Nitowrap Encapsulation Resin to provide properties of high strength and high elastic modulus.

Its low-density properties, specific strength and modulus are extremely high compared with conventional materials such as steel and concrete.

Nitowrap FRC is extremely easy to handle and apply with no noise and minimal site equipment necessary allowing quick and easy reinforcement of structural members without major disruption.

Nitowrap FRC is lightweight, high impact resistance, excellent tensile strength, extremely stable at high and low temperatures and has excellent chemical resistance under a variety of exposure conditions.

Physical Properties

Grade	FRC 200	FRC 230	FRC 300	FRC 300HM	FRC 300	FRC 530	FRC 300HM
Fiber Area Weight (g/m ²)	200	230	300	300	300	530	300
Design thickness (mm)	0.111	0.131	0.167	0.293	0.165	0.165	0.165
Ultimate Elongation	2.1%						
Fiber Density	1.82 g/cm ³						
Tensile strength (kgf/cm:width)	390	450	590	1050	500	500	500
Tensile strength "design value" (kgf/cm ²)	35,500						
Tensile E-modulus "design value" (kgf/cm ²)	2.35x10 ⁶						

Nitowrap FRC

Nitowrap Primer

Specific gravity at 23°C	1.15
Pot life at 20°C	90 minutes
Drying Time at 20°C	10 hours
Adhesion to concrete (kgf/cm ²)	>27.0

Nitowrap Encapsulation Resin

Viscosity (cps @ 26°C)	>3000
Specific gravity @ 23°C	1.27
Pot life at 20°C	50 minutes
Drying Time at 20°C	10 hours
Compressive strength (MPa)	>70
Flexural E-modulus (MPa)	>3500
Flexural strength (MPa)	>40
Adhesive strength (MPa)	>2.0 (concrete failure)

Note: for cases where elevated surface temperature is likely to be occurred, a specially formulated encapsulation resin is available "Nitowrap Encapsulation Resin HT". Please consult Fosroc office for more information.

Technical support

Fosroc offers a technical support service to specifiers, end users and contractors as well as unrivalled onsite technical assistance in locations all over the world.

Application instructions

Preparation

Concrete surfaces must be dry, smooth, sound and free from debris and loose material. Surfaces must be fully cured and free from contamination.

Thorough preparation of the substrate is vital with light grit blasting recommended to remove all deleterious substances and provide a suitable key. All dust and debris must be removed prior to proceeding. Blowholes or imperfections should be filled with Nitomortar TC2000 prior to application of Nitowrap Primer.

When encountering an area where a sharp corner occurs, the corner must be ground down to a radius in excess of 10mm.

Instruction for use

Nitowrap FRC should be applied in strict accordance with product method statement, a copy of which may be obtained from your nearest Fosroc office.

Finishing

After completing the application of the carbon sheet, apply the proper finish coating to the completely cured surface.

Several of Fosroc's Architectural or Protective Coating System may be applied to Nitowrap FRC after 24 hours following the strips application. Please consult Fosroc office for more information.

Estimating

Supply

Nitowrap FRC200, 230, 300 & 300HM	100 M roll (0.5 M wide)
Nitowrap FRC 530	50 M roll (0.5 M wide)
Nitowrap Primer	15 kg Pack
Nitowrap Encapsulation Resin	15 kg Pack

Coverage

Nitowrap Primer	0.25 - 0.3 kg/m ² *
Nitowrap Encapsulation Resin	0.67 - 1.12 kg/m ² **

* Depending on surface roughness.

** Please review product method statement for the consumption.

Limitations

Design calculations must be approved by licenced professional engineer.

DO NOT fold the carbon sheet and cut it into the appropriate lengths according to the installation plan.

In external applications, Nitowrap FRC should be over-coated with a UV resistant coating within 6 hours of application. The finished area should be covered with a weatherproof cover until the final coating is completed.

Storage

Nitowrap FRC should be stored in covered warehouse conditions out of direct sunlight.

Shelf life

Nitowrap FRC has an unlimited shelf life. Nitowrap Primer and Nitowrap Encapsulation Resin have a self-life of 12 months when stored in standard warehouse conditions.

Fire

Nitowrap FRC is non-flammable.

Nitowrap FRC

Additional information

Fosroc manufactures a wide range of complementary products which include:

- Waterproofing membranes & waterstops
- Joint sealants & filler boards
- Cementitious & epoxy grouts
- Specialized flooring materials

Fosroc additionally offers a comprehensive package of products specifically designed for the repair and refurbishment of damaged concrete. Fosroc's 'Systematic Approach' to concrete repair features the following:

- Hand-placed repair mortars
- Spray grade repair mortars
- Fluid micro-concretes
- Chemically resistant epoxy mortars
- Anti-carbonation/anti-chloride protective coatings
- Chemical and abrasion resistant coatings

For further information on any of the above, please consult your local Fosroc office - as below.



Fosam Company Limited

Head Office
Post Box 11081
Jeddah - 21453
Saudi Arabia

www.fosroc.com

Important note:

Fosroc products are guaranteed against defective materials and manufacture and are sold subject to its standard Conditions for the Supply of Goods and Services, copies of which may be obtained on request. Whilst Fosroc endeavours to ensure that any advice, recommendation, specification of information it may give is accurate and correct, it cannot, because it has no direct or continuous control over where or how its products are applied, accept any liability either directly or indirectly arising from the use of its products, whether or not in accordance with any advice, specification, recommendation or information given by it.

Telephone: +966 12 637 5345

Fax: +966 12 637 5891

email: fosam@fosroc.com

Regional Offices

Jeddah Sales Office	Tel: (012) 608 0999	Fax: (012) 638 0693	Yanbu	Tel: (014) 322 4280	Fax: (014) 391 2980
Jeddah Showroom	Tel: (012) 605 0187	Fax: (012) 667 4844	Makkah	Tel: (012) 542 0869	Fax: (012) 542 0869
Riyadh	Tel: (011) 482 9303	Fax: (011) 482 7562	Medinah	Tel: (014) 855 0091	Fax: (014) 855 0047
Dammam	Tel: (013) 864 0787	Fax: (013) 864 0758	Jubail	Tel: (013) 362 3904	Fax: (013) 362 3875
Khamis Mushayt	Tel: (017) 250 0469	Fax: (017) 250 0469	CSO	Tel: (012) 608 0999	Fax: (012) 638 0693

Perkuatan Terhadap Geser

Jenis Kolom	Jenis FRP	Ø kolom (in)	t_s (in)	Ø tul utama (in)	Jumlah tul utama	Ø tul sengkang (in)	d_s circular (in)	Konversi dari	b (in)	h (in)	d_s square (in)	Φ	Ψ_f	(ΔV_u)
														(kip)
Kolom Podium	FRC 300	16.92913	1.968504	0.62992126	8	0.31496063	11.73228	circular	13.5433	1.575	7.82152	0.85	0.95	6.07589
	FRC 530	16.92913	1.968504	0.62992126	8	0.31496063	11.73228	ke	13.5433	1.575	7.82152	0.85	0.95	6.07589
	FRC 300	16.92913	1.968504	0.62992126	8	0.31496063	11.73228	square	13.5433	1.575	7.82152	0.85	0.95	0.051077
Kolom Tinggi	FRC 530	16.92913	1.968504	0.62992126	8	0.31496063	11.73228	column	13.5433	1.575	7.82152	0.85	0.95	0.051077

Jenis Kolom	Jenis FRP	t_f (in)	f_{fu} (psi)	E_{fu} (in/in)	E_f ksi	C_z	f_{fu} (psi)	E_{fu} (in/in)	$E_{f\theta}$ (in/in)	V_{frcd} (kip)	A_{frcd} (in ²)	n	keterangan
Kolom Podium	FRC 300	0.006575	504928.6874	0.21	33424857	0.85	429189.4	0.1785	0.04	7.524	7.2E-07	51-05	digunakan 1 lapis
	FRC 530	0.011535	504928.6874	0.21	33424857	0.85	429189.4	0.1785	0.04	7.524	7.2E-07	3E-05	digunakan 1 lapis
	FRC 300	0.006575	504928.6874	0.21	33424857	0.85	429189.4	0.1785	0.04	0.063	6E-09	5E-07	digunakan 1 lapis
Kolom Tinggi	FRC 530	0.011535	504928.6874	0.21	33424857	0.85	429189.4	0.1785	0.04	0.063	6E-09	3E-07	digunakan 1 lapis