



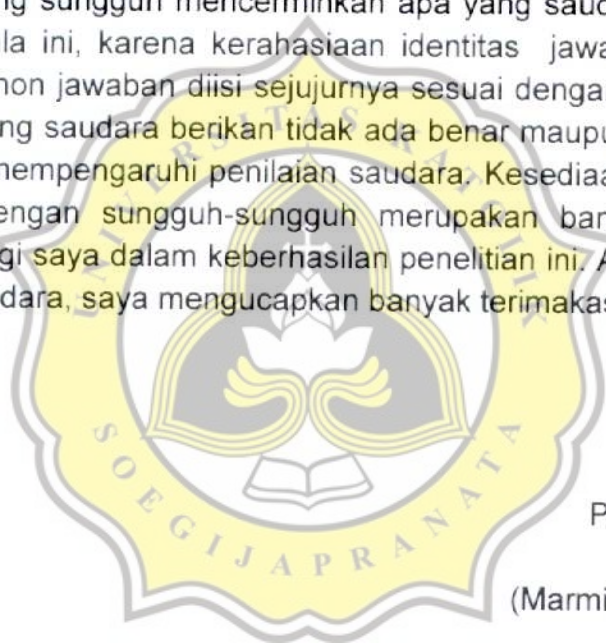
LAMPIRAN A
SKALA PENELITIAN

PETUNJUK UMUM

Fakultas Psikologi Program Pasca Sarjana Universitas Katolik Soegijapranata Semarang

Dengan hormat,

Ditengah-tengah kesibukan aktifitas anda, perkenankanlah saya meminta waktu dan kesediaan saudara untuk mengisi skala penelitian ini. Skala ini disusun dalam rangka memenuhi kelengkapan dari thesis yang menjadi tugas akhir studi saya. Skala ini tidak dimaksudkan untuk menguji atau menilai perilaku saudara, tetapi semata-mata untuk kepentingan penelitian. Saudara tidak perlu ragu-ragu dan takut-takut memberikan jawaban yang sungguh mencerminkan apa yang saudara rasakan dalam mengisi skala ini, karena kerahasiaan identitas jawaban saudara akan dijamin. Mohon jawaban diisi sejujurnya sesuai dengan pandangan anda. Jawaban yang saudara berikan tidak ada benar maupun salah, karena itu tidak akan mempengaruhi penilaian saudara. Kesediaan saudara mengisi skala ini dengan sungguh-sungguh merupakan bantuan yang sangat berharga bagi saya dalam keberhasilan penelitian ini. Atas kerjasama dan bantuan saudara, saya mengucapkan banyak terimakasih.



Peneliti,

(Marmiati Mawardi)

IDENTITAS RESPONDEN :

1. Nama (boleh inisial) :
2. Usia :
3. Pendidikan :
4. Pekerjaan :
5. Tahun menikah :
6. Jumlah anak :
7. Tinggal dirumah sendiri : Ya / Tidak
8. Tinggal dirumah orang tua : Ya / Tidak
9. Alamat tempat tinggal

SKALA I**PETUNJUK PENGISIAN SKALA**

1. Bacalah pernyataan-pernyataan pada lembar berikut dengan cermat.
2. Jawablah semua pernyataan jangan sampai terlewatkan dan periksa kembali barangkali ada pernyataan yang belum terjawab.
3. Pilih salah satu dari empat jawaban yang tersedia dengan memberi tanda silang (X) pada :

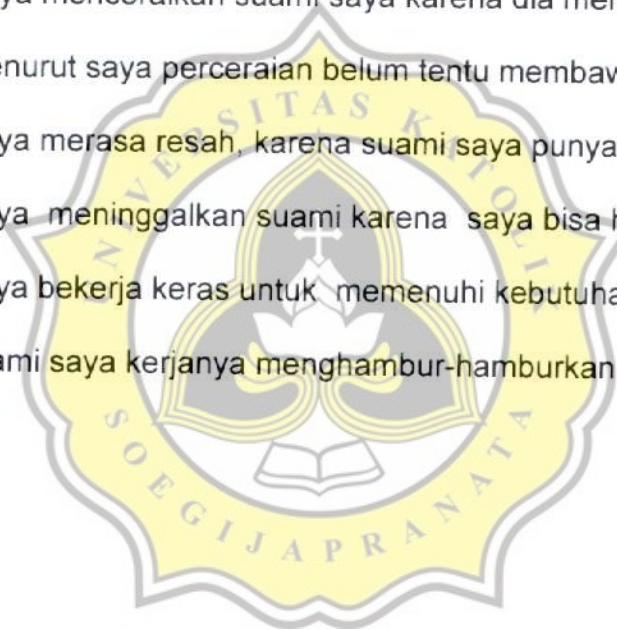
- | | | | |
|-----|---|-----------------|---------------------|
| SS | : | Apabila jawaban | Sangat Sesuai |
| S | : | Apabila jawaban | Sesuai |
| TS | : | Apabila jawaban | Tidak Sesuai |
| STS | : | Apabila jawaban | Sangat Tidak Sesuai |

Apabila anda merasa jawaban tersebut salah dan ingin mengganti maka beri tanda (=) pada jawaban yang ingin anda ganti. Kemudian berilah tanda silang jawaban yang anda pilih.

Skala I

1. Menurut saya perceraian yang dilakukan istri (gugat cerai) adalah wajar.
2. Perceraian merupakan penderitaan bagi anak, karena kehilangan kasih sayang orang tua.
3. Menurut saya perkawinan harus dipertahankan walaupun tidak bahagia
4. Seorang istri harus mentaati perintah suami .
5. Saya pikir kebahagiaan istri tidak tergantung pada tanggung jawab suami.
6. Saya pikir perceraian merupakan jalan terbaik daripada menderita.
7. Saya kecewa karena suami saya tidak memberi nafkah
8. Saya memiliki penghasilan yang cukup maka perceraian tidak masalah bagi saya.
9. Saya tidak suka kepada suami yang mengatur istri.
10. Saya tetap menyayangi suami walau dia tidak peduli lagi pada keluarga.
11. Selama ini suami saya hanya memanfaatkan saya.
12. Saya marah kepada suami karena suami malas bekerja
13. Saya merasa berdosa apabila tidak bisa melayani suami saya.
14. Saya rela berkorban demi keutuhan keluarga.
15. Saya tidak bisa hidup tanpa suami

16. Saya tidak bisa konsentrasi dalam bekerja, karena suami saya pergi 17 tanpa mempedulikan saya.
17. Saya tidak bisa menyelesaikan pekerjaan rumah tanpa bantuan suami.
18. Saya menyesal jika tidak mempergunakan waktu saya untuk bersenang- senang dengan suami
19. Saya kesepian bila suami pergi meninggalkan saya.
20. Saya menceraikan suami saya karena dia mengabaikan keluarga.
21. Menurut saya perceraian belum tentu membawa kebahagiaan
22. Saya merasa resah, karena suami saya punya wanita lain.
23. Saya meninggalkan suami karena saya bisa hidup tanpa dia.
24. Saya bekerja keras untuk memenuhi kebutuhan keluarga, tetapi suami saya kerjanya menghambur-hamburkan uang saja.



SKALA II
PETUNJUK PENGISIAN SKALA

1. Bacalah pernyataan-pernyataan pada lembar berikut dengan cermat.
2. Jawablah semua pernyataan jangan sampai terlewatkan dan periksa kembali barangkali ada pernyataan yang belum terjawab.
3. Pilih salah satu dari empat jawaban yang tersedia dengan memberi tanda silang (X) pada :

| | | | |
|-----|---|-----------------|---------------------|
| SS | : | Apabila jawaban | Sangat Sesuai |
| S | : | Apabila jawaban | Sesuai |
| TS | : | Apabila jawaban | Tidak Sesuai |
| STS | : | Apabila jawaban | Sangat Tidak Sesuai |

Apabila anda merasa jawaban tersebut salah dan ingin mengganti maka beri tanda (=) pada jawaban yang ingin anda ganti. Kemudian berilah tanda silang jawaban yang anda pilih.

Skala II

1. Saya memiliki penghasilan cukup besar sehingga dapat mencukupi kebutuhan keluarga.
2. Saya termasuk tidak bisa mengatur keuangan keluarga.
3. Saya yakin semua kesulitan pasti ada jalan keluarnya
4. Saya tidak berani menjalani kehidupan ini sendirian / tanpa suami
5. Saya tidak yakin bahwa saya akan selalu mendapatkan apa yang saya inginkan.
6. Saya berbelanja sesuai dengan kebutuhan
7. Saya tidak memerlukan bantuan keuangan meskipun itu dari orang tua.

8. Menurut saya memenuhi kebutuhan dari hasil keringat sendiri sangat menyenangkan
9. Saya berusaha menabung untuk masa depan anak-anak.
10. Keuangan keluarga sangat tergantung pada penghasilan suami
11. Nasib saya tergantung kepada orang tua.
12. Saya tidak sepenuhnya bergantung kepada suami saya
13. Saya takut tidak bisa membahagiakan suami saya
14. Secara finansial saya bergantung pada suami.
15. Saya mampu melakukan pekerjaan rumah sendirian.
16. Saya tidak bisa mengambil keputusan tanpa bantuan orang lain
17. Saya bisa melakukan apa saja untuk meraih keinginan saya.
18. Saya tidak ragu-ragu dalam mengambil keputusan
19. Saya merasa rendah diri dihadapan teman-teman sekerja saya
20. Penghasilan saya tidak dapat mencukupi kebutuhan keluarga
21. Saya meminjam uang / barang untuk memenuhi kebutuhan sehari - hari
22. Saya siap menghadapi segala kemungkinan yang akan menimpa diri saya, apabila keuangan saya tidak mencukupi kebutuhan keluarga.
23. Saya bisa mengatur keuangan keluarga dengan baik

SKALA III

PETUNJUK PENGISIAN SKALA

1. Bacalah pernyataan-pernyataan pada lembar berikut dengan cermat.
2. Jawablah semua pernyataan jangan sampai terlewatkan dan periksa kembali barangkali ada pernyataan yang belum terjawab.
3. Pilih salah satu dari empat jawaban yang tersedia dengan memberi tanda silang (X) pada :

| | | | |
|-----|---|-----------------|---------------------|
| SS | : | Apabila jawaban | Sangat Sesuai |
| S | : | Apabila jawaban | Sesuai |
| TS | : | Apabila jawaban | Tidak Sesuai |
| STS | : | Apabila jawaban | Sangat Tidak Sesuai |

Apabila anda merasa jawaban tersebut salah dan ingin mengganti maka beri tanda (=) pada jawaban yang ingin anda ganti. Kemudian berilah tanda silang jawaban yang anda pilih.

Skala III

1. Suami saya tidak keberatan jika saya minta untuk membantu menyelesaikan pekerjaan rumah.
2. Setiap hari saya menyiapkan pakaian suami saya.
3. Saya tidak berani menegur suami jika dia melakukan kesalahan, karena dia akan memukul saya.
4. Saya meragukan kesetiaan suami saya
5. Saya bisa memahami kondisi suami saya, ketika ia menceritakan kesulitan mencari pekerjaan.
6. Saya lebih suka menyelesaikan pekerjaan saya daripada ngobrol dengan suami.
7. Suami saya mendukung pekerjaan saya, karena dia tidak keberatan mengantar dan menjemput saya.

8. Saya merasa suami saya tidak sayang kepada anak-anak karena anak-anak takut minta uang pada ayahnya.
9. Setiap liburan kami pergi berlibur bersama keluarga.
10. Suami saya marah, jika saya tanya kenapa terlambat pulang.
11. Kalau diajak bicara tentang kebutuhan rumah tangga suami saya tidak mau tahu.
12. Saya merasa cemas jika suami saya pulang terlambat
13. Saya jarang menelpon suami walau kami berpisah tempat tinggal
14. Saya dan suami saling terbuka.
15. Saya tidak meragukan kesetiaan suami saya, karena selama ini dia perhatian pada keluarga.
16. Saya berbagi tugas dengan suami dalam mengasuh anak
17. Saya sibuk dengan pekerjaan saya, sehingga tidak ada waktu untuk santai bersama suami saya.
18. Saya bermusyawarah dengan suami dalam pengambilan keputusan berkaitan dengan masalah keluarga.
19. Saya meminta saran kepada suami karena menurut saya dapat dipercaya.
20. Saya bertengkar dengan suami karena berbeda pendapat.
21. Saya sulit diajak kompromi karena saya tidak mudah percaya kepada orang lain
22. Saya curiga kepada suami saya, karena tidak memberi uang belanja.

23. Saya minta maaf kepada suami jika melakukan kesalahan.

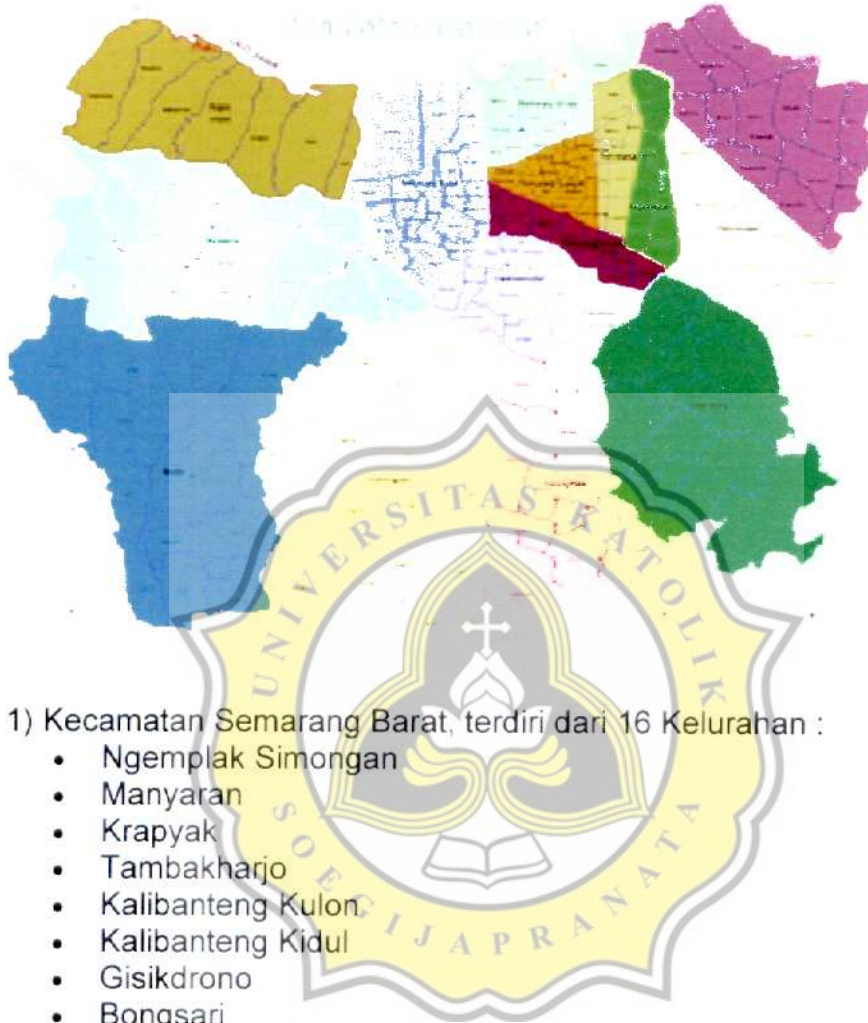
24. Saya merasa suami saya tidak jujur kepada saya.



LAMPIRAN B
PETA WILAYAH HUKUM
PENGADILAN AGAMA
SEMARANG

The logo of Universitas Katolik Soegijapranata is a yellow shield-shaped emblem with a scalloped border. It features a central black and white design of a stylized flame or flower above an open book. The text 'UNIVERSITAS KATOLIK' is written in a semi-circle at the top, and 'SOEGIJAPRANATA' is written in a semi-circle at the bottom.

PETA WILAYAH HUKUM PENGADILAN AGAMA SEMARANG



1) Kecamatan Semarang Barat, terdiri dari 16 Kelurahan :

- Ngemplak Simongan
- Manyaran
- Krapyak
- Tambakharjo
- Kalibanteng Kulon
- Kalibanteng Kidul
- Gisikdrono
- Bongsari
- Bojongsalaman
- Cabean
- Salaman Mloyo
- Karangayu
- Krobokan
- Tawangsari
- Tawangmas
- Kembangarum

2) Kecamatan Semarang Utara, terdiri dari 9 Kelurahan :

- Bandarharjo
- Bulu Lor
- Lombokan
- Purwosari

- Kuningan
- Panggung Lor
- Panggung Kidul
- Tanjungmas
- Dadapsari

3) Kecamatan Semarang Tengah, terdiri dari 15 Kelurahan :

- Miroto
- Brumbungan
- Jagalan
- Kranggan
- Gabahan
- Kembang Sari
- Sekayu
- Pandansari
- Bangunharjo
- Kauman
- Purwodinatan
- Karang Kidul
- Pekunden
- Pindrikan Kidul
- Pindrikan Lor

4) Kecamatan Semarang Selatan, terdiri dari 10 Kelurahan :

- Bulustalan
- Barusari
- Randusari
- Mugasari
- Pleburan
- Wonodri
- Peterongan
- Lamper Kidul
- Lamper Lor
- Lamper Tengah

5) Kecamatan Semarang Timur, terdiri dari 10 Kelurahan :

- Rejomulyo
- Kemijen
- Mlatibaru
- Mlatiharjo
- Bugangan
- Sarirejo
- Kebonagung
- Rejosari
- Karangturi
- Karangtempel



6) Kecamatan Pedurungan, terdiri dari 12 Kelurahan :

- Penggaron Kidul
- Tlogosari Wetan
- Gemah
- Tlogomulyo
- Pedurungan Kidul
- Kalicari
- Muktiharjo Kidul
- Palebon
- Pedurungan Lor
- Plamongsari
- Tlogosari Kulon
- Pedurungan Tengah

7) Kecamatan Gajahmungkur, terdiri dari 8 Kelurahan :

- Sampangan
- Bendan Ngisor
- Bendan Duwur
- Karangrejo
- Gajahmungkur
- Lamongsari
- Bendungan
- Petompon

8) Kecamatan Banyumanik, terdiri dari 11 Kelurahan :

- Pudukpayung
- Gedawang
- Jabungan
- Pedalangan
- Banyumanik
- Srandol Kulon
- Srandol Wetan
- Tinjomoyo
- Padangsari
- Sumurboto
- Ngesrep

9) Kecamatan Genuk, terdiri dari 13 Kelurahan :

- Sembungharjo
- Kudu
- Karangroto
- Trimulyo
- Bangetayu Wetan
- Terboyo Kulon
- Terboyo Wetan



- Genuksari
- Banjardowo
- Gebangsari
- Penggaron Lor
- Muktiharjo Lor
- Bangetayu Kulon

10) Kecamatan Mijen, terdiri dari 14 Kelurahan :

- Cangkiran
- Bubakan
- Karangmalang
- Polaman
- Purwosari
- Tambangan
- Wonolopo
- Mijen
- Jatibarang
- Jatisari
- Wonoplumbon
- Pesantren
- Ngadirgo
- Kedungpani

11) Kecamatan Gunungpati, terdiri dari 16 Kelurahan :

- Gunungpati
- Plalangan
- Nongkosawit
- Mangunsari
- Pakintelan
- Ngijo
- Kandri
- Cepoko
- Jatirejo
- Pongangan
- Sekaran
- Kalisegoro
- Patemon
- Sukorejo
- Sadeng
- Sumur Rejo



Sumber:http://pasemarang.net/index.php?option=com_content&view=article&id=82&Itemid=80&limitstart=3

LAMPIRAN C
SEBARAN DATA PENELITIAN



Data Sikap terhadap Perceraian

| | A1 | A2 | A3 | A4 | A5 | A6 | A7 | A8 | A9 | A10 | A11 | A12 | A13 | A14 | A15 |
|-----|----|----|----|----|----|----|----|----|----|-----|-----|-----|-----|-----|-----|
| S1 | 3 | 2 | 3 | 2 | 2 | 3 | 3 | 2 | 2 | 3 | 2 | 3 | 2 | 1 | 3 |
| S2 | 3 | 4 | 4 | 2 | 4 | 3 | 4 | 2 | 3 | 2 | 2 | 2 | 2 | 3 | 3 |
| S3 | 4 | 2 | 1 | 4 | 4 | 4 | 4 | 1 | 2 | 4 | 4 | 4 | 1 | 1 | 4 |
| S4 | 2 | 4 | 2 | 2 | 1 | 4 | 2 | 2 | 2 | 2 | 3 | 2 | 2 | 1 | 4 |
| S5 | 2 | 4 | 3 | 1 | 3 | 3 | 2 | 2 | 2 | 3 | 3 | 3 | 2 | 2 | 3 |
| S6 | 3 | 4 | 3 | 2 | 3 | 3 | 4 | 2 | 3 | 3 | 3 | 2 | 2 | 2 | 3 |
| S7 | 3 | 4 | 1 | 2 | 3 | 2 | 2 | 3 | 1 | 1 | 1 | 1 | 1 | 1 | 4 |
| S8 | 1 | 4 | 4 | 2 | 1 | 4 | 4 | 1 | 4 | 3 | 2 | 4 | 3 | 1 | 3 |
| S9 | 3 | 3 | 3 | 2 | 3 | 3 | 3 | 3 | 3 | 2 | 2 | 2 | 2 | 2 | 3 |
| S10 | 3 | 2 | 4 | 2 | 4 | 4 | 4 | 1 | 3 | 4 | 3 | 4 | 2 | 1 | 3 |
| S11 | 2 | 4 | 2 | 2 | 3 | 2 | 4 | 2 | 4 | 2 | 2 | 4 | 1 | 1 | 1 |
| S12 | 4 | 2 | 3 | 1 | 2 | 4 | 4 | 2 | 4 | 3 | 2 | 4 | 1 | 1 | 3 |
| S13 | 3 | 4 | 2 | 3 | 2 | 3 | 4 | 2 | 2 | 3 | 2 | 3 | 2 | 2 | 3 |
| S14 | 2 | 4 | 3 | 2 | 3 | 2 | 4 | 2 | 3 | 3 | 1 | 2 | 1 | 1 | 3 |
| S15 | 3 | 3 | 3 | 2 | 4 | 3 | 3 | 2 | 3 | 2 | 2 | 2 | 1 | 1 | 3 |
| S16 | 3 | 4 | 3 | 2 | 2 | 3 | 3 | 2 | 2 | 3 | 1 | 2 | 2 | 2 | 2 |
| S17 | 4 | 4 | 1 | 1 | 2 | 1 | 1 | 1 | 1 | 4 | 4 | 1 | 1 | 1 | 4 |
| S18 | 4 | 2 | 3 | 2 | 4 | 4 | 4 | 4 | 3 | 2 | 3 | 4 | 1 | 2 | 3 |
| S19 | 3 | 3 | 4 | 2 | 2 | 3 | 2 | 3 | 2 | 3 | 2 | 2 | 2 | 2 | 3 |
| S20 | 4 | 1 | 4 | 3 | 3 | 4 | 2 | 4 | 4 | 4 | 4 | 4 | 2 | 3 | 4 |
| S21 | 3 | 4 | 3 | 2 | 1 | 4 | 3 | 4 | 3 | 4 | 2 | 4 | 2 | 2 | 3 |
| S22 | 3 | 3 | 3 | 2 | 3 | 3 | 3 | 3 | 2 | 2 | 2 | 3 | 2 | 2 | 2 |
| S23 | 2 | 4 | 3 | 1 | 2 | 2 | 3 | 2 | 2 | 3 | 2 | 3 | 2 | 2 | 3 |
| S24 | 3 | 2 | 3 | 3 | 2 | 4 | 2 | 2 | 2 | 3 | 2 | 2 | 2 | 2 | 3 |
| S25 | 3 | 3 | 3 | 3 | 3 | 3 | 3 | 2 | 3 | 2 | 3 | 3 | 3 | 2 | 3 |
| S26 | 3 | 3 | 2 | 2 | 2 | 2 | 2 | 2 | 2 | 2 | 2 | 2 | 1 | 2 | 2 |
| S27 | 3 | 2 | 3 | 2 | 3 | 3 | 2 | 3 | 3 | 2 | 2 | 2 | 2 | 2 | 3 |
| S28 | 3 | 3 | 3 | 2 | 2 | 2 | 4 | 1 | 3 | 4 | 2 | 3 | 2 | 1 | 2 |
| S29 | 4 | 3 | 3 | 2 | 4 | 4 | 4 | 4 | 3 | 3 | 1 | 4 | 1 | 3 | 3 |
| S30 | 3 | 4 | 4 | 2 | 2 | 3 | 4 | 1 | 3 | 4 | 2 | 3 | 2 | 3 | 3 |
| S31 | 3 | 2 | 4 | 2 | 2 | 3 | 3 | 3 | 2 | 3 | 2 | 3 | 3 | 2 | 4 |
| S32 | 1 | 4 | 3 | 1 | 3 | 3 | 4 | 2 | 3 | 3 | 2 | 3 | 1 | 1 | 2 |
| S33 | 2 | 3 | 3 | 3 | 3 | 3 | 3 | 3 | 3 | 3 | 2 | 3 | 2 | 2 | 3 |
| S34 | 3 | 4 | 2 | 1 | 3 | 3 | 2 | 1 | 3 | 2 | 4 | 2 | 2 | 2 | 2 |
| S35 | 3 | 4 | 3 | 2 | 3 | 3 | 3 | 2 | 2 | 3 | 3 | 4 | 2 | 3 | 3 |
| S36 | 3 | 3 | 2 | 2 | 3 | 1 | 3 | 3 | 3 | 2 | 3 | 3 | 2 | 2 | 2 |
| S37 | 3 | 3 | 3 | 2 | 3 | 4 | 3 | 3 | 3 | 2 | 2 | 3 | 2 | 3 | 3 |
| S38 | 3 | 2 | 3 | 2 | 2 | 3 | 4 | 2 | 2 | 2 | 3 | 4 | 2 | 2 | 3 |
| S39 | 4 | 2 | 2 | 2 | 3 | 4 | 4 | 4 | 4 | 4 | 4 | 4 | 2 | 4 | 2 |

| | A16 | A17 | A18 | A19 | A20 | A21 | A22 | A23 | A24 |
|-----|-----|-----|-----|-----|-----|-----|-----|-----|-----|
| S1 | 3 | 3 | 3 | 3 | 4 | 2 | 2 | 3 | 2 |
| S2 | 4 | 4 | 3 | 3 | 3 | 1 | 3 | 4 | 2 |
| S3 | 4 | 4 | 4 | 4 | 4 | 4 | 1 | 4 | 1 |
| S4 | 4 | 1 | 3 | 4 | 3 | 3 | 1 | 2 | 3 |
| S5 | 3 | 3 | 3 | 2 | 3 | 3 | 3 | 3 | 2 |
| S6 | 3 | 3 | 2 | 3 | 3 | 3 | 4 | 2 | 2 |
| S7 | 4 | 1 | 1 | 4 | 4 | 3 | 2 | 4 | 2 |
| S8 | 2 | 1 | 1 | 2 | 4 | 2 | 3 | 2 | 3 |
| S9 | 2 | 3 | 3 | 3 | 3 | 3 | 3 | 3 | 2 |
| S10 | 4 | 4 | 4 | 3 | 4 | 2 | 3 | 3 | 4 |
| S11 | 1 | 1 | 1 | 1 | 4 | 1 | 4 | 2 | 1 |
| S12 | 1 | 1 | 3 | 1 | 4 | 1 | 4 | 2 | 4 |
| S13 | 2 | 3 | 3 | 3 | 4 | 3 | 2 | 4 | 2 |
| S14 | 2 | 4 | 4 | 3 | 4 | 1 | 4 | 2 | 1 |
| S15 | 4 | 3 | 3 | 2 | 4 | 2 | 4 | 2 | 2 |
| S16 | 2 | 3 | 3 | 2 | 2 | 3 | 4 | 1 | 1 |
| S17 | 4 | 4 | 4 | 1 | 4 | 1 | 1 | 4 | 4 |
| S18 | 2 | 1 | 2 | 2 | 4 | 1 | 2 | 4 | 4 |
| S19 | 3 | 3 | 3 | 3 | 2 | 3 | 2 | 2 | 2 |
| S20 | 4 | 4 | 4 | 4 | 4 | 4 | 1 | 4 | 1 |
| S21 | 2 | 4 | 2 | 3 | 4 | 3 | 3 | 3 | 1 |
| S22 | 2 | 2 | 2 | 2 | 3 | 2 | 3 | 2 | 3 |
| S23 | 3 | 3 | 2 | 2 | 3 | 2 | 3 | 2 | 2 |
| S24 | 2 | 3 | 3 | 3 | 2 | 2 | 1 | 3 | 2 |
| S25 | 3 | 3 | 3 | 3 | 2 | 2 | 3 | 2 | 2 |
| S26 | 2 | 2 | 1 | 1 | 2 | 2 | 3 | 2 | 2 |
| S27 | 2 | 3 | 3 | 3 | 3 | 2 | 3 | 3 | 2 |
| S28 | 1 | 2 | 1 | 1 | 4 | 1 | 4 | 1 | 1 |
| S29 | 4 | 3 | 2 | 3 | 4 | 4 | 2 | 4 | 1 |
| S30 | 2 | 3 | 2 | 2 | 3 | 2 | 3 | 3 | 3 |
| S31 | 3 | 3 | 3 | 2 | 3 | 3 | 2 | 3 | 2 |
| S32 | 1 | 3 | 2 | 1 | 4 | 1 | 4 | 1 | 2 |
| S33 | 2 | 3 | 3 | 3 | 3 | 2 | 2 | 4 | 3 |
| S34 | 3 | 4 | 1 | 1 | 2 | 1 | 4 | 1 | 4 |
| S35 | 3 | 3 | 3 | 3 | 3 | 2 | 4 | 3 | 1 |
| S36 | 2 | 2 | 2 | 2 | 3 | 2 | 3 | 3 | 3 |
| S37 | 3 | 3 | 3 | 3 | 3 | 3 | 3 | 1 | 2 |
| S38 | 2 | 3 | 2 | 3 | 3 | 2 | 4 | 2 | 2 |
| S39 | 1 | 2 | 2 | 3 | 4 | 2 | 4 | 4 | 4 |

Data Kemandirian Ekonomi

| | A1 | A2 | A3 | A4 | A5 | A6 | A7 | A8 | A9 | A10 | A11 | A12 | A13 | A14 | A15 |
|-----|----|----|----|----|----|----|----|----|----|-----|-----|-----|-----|-----|-----|
| S1 | 3 | 3 | 3 | 4 | 3 | 3 | 4 | 2 | 4 | 4 | 3 | 4 | 3 | 3 | 4 |
| S2 | 3 | 3 | 2 | 4 | 3 | 3 | 3 | 2 | 3 | 3 | 4 | 3 | 1 | 3 | 4 |
| S3 | 2 | 4 | 2 | 4 | 4 | 2 | 3 | 1 | 3 | 4 | 1 | 4 | 3 | 4 | 4 |
| S4 | 4 | 4 | 4 | 4 | 4 | 4 | 4 | 4 | 4 | 4 | 4 | 4 | 3 | 3 | 3 |
| S5 | 3 | 3 | 3 | 4 | 3 | 3 | 3 | 3 | 3 | 4 | 3 | 3 | 3 | 3 | 3 |
| S6 | 2 | 3 | 3 | 4 | 3 | 3 | 3 | 2 | 3 | 3 | 2 | 3 | 3 | 2 | 3 |
| S7 | 3 | 1 | 4 | 3 | 2 | 1 | 3 | 2 | 3 | 4 | 3 | 3 | 2 | 2 | 3 |
| S8 | 1 | 3 | 2 | 4 | 4 | 3 | 4 | 4 | 4 | 4 | 3 | 4 | 2 | 3 | 3 |
| S9 | 3 | 3 | 2 | 3 | 3 | 3 | 3 | 3 | 3 | 3 | 3 | 3 | 3 | 3 | 3 |
| S10 | 2 | 4 | 2 | 4 | 3 | 2 | 3 | 2 | 4 | 4 | 2 | 3 | 2 | 3 | 4 |
| S11 | 3 | 3 | 3 | 4 | 2 | 2 | 3 | 2 | 4 | 4 | 3 | 3 | 4 | 2 | 3 |
| S12 | 2 | 3 | 1 | 4 | 3 | 3 | 4 | 2 | 4 | 4 | 3 | 1 | 4 | 3 | 3 |
| S13 | 2 | 4 | 2 | 4 | 4 | 2 | 3 | 2 | 4 | 3 | 3 | 3 | 4 | 3 | 4 |
| S14 | 1 | 3 | 4 | 4 | 4 | 2 | 4 | 4 | 4 | 3 | 3 | 4 | 4 | 3 | 4 |
| S15 | 3 | 4 | 3 | 4 | 4 | 2 | 3 | 2 | 4 | 3 | 4 | 4 | 3 | 3 | 3 |
| S16 | 2 | 4 | 4 | 4 | 2 | 3 | 4 | 3 | 4 | 4 | 3 | 4 | 3 | 3 | 3 |
| S17 | 3 | 3 | 2 | 4 | 4 | 3 | 4 | 2 | 4 | 1 | 4 | 4 | 4 | 2 | 4 |
| S18 | 3 | 4 | 1 | 4 | 4 | 4 | 4 | 2 | 4 | 4 | 3 | 3 | 4 | 4 | 4 |
| S19 | 3 | 2 | 2 | 3 | 3 | 3 | 3 | 3 | 3 | 4 | 4 | 3 | 1 | 4 | 4 |
| S20 | 3 | 4 | 3 | 4 | 4 | 4 | 4 | 2 | 4 | 4 | 3 | 4 | 4 | 3 | 4 |
| S21 | 3 | 3 | 3 | 4 | 3 | 4 | 3 | 4 | 4 | 4 | 3 | 4 | 4 | 3 | 1 |
| S22 | 3 | 3 | 2 | 3 | 2 | 3 | 3 | 2 | 4 | 3 | 3 | 2 | 3 | 2 | 3 |
| S23 | 2 | 3 | 3 | 4 | 4 | 3 | 2 | 4 | 4 | 2 | 3 | 3 | 3 | 3 | 3 |
| S24 | 2 | 3 | 4 | 4 | 3 | 3 | 4 | 2 | 4 | 4 | 3 | 4 | 2 | 2 | 3 |
| S25 | 3 | 3 | 3 | 3 | 3 | 2 | 3 | 3 | 4 | 3 | 3 | 3 | 3 | 3 | 3 |
| S26 | 2 | 3 | 4 | 4 | 1 | 3 | 3 | 3 | 4 | 3 | 2 | 3 | 2 | 2 | 2 |
| S27 | 3 | 3 | 2 | 4 | 4 | 3 | 3 | 2 | 3 | 3 | 3 | 3 | 3 | 2 | 3 |
| S28 | 3 | 2 | 1 | 4 | 2 | 2 | 3 | 2 | 4 | 4 | 1 | 4 | 4 | 3 | 4 |
| S29 | 3 | 3 | 1 | 3 | 4 | 4 | 4 | 3 | 4 | 4 | 3 | 3 | 1 | 3 | 4 |
| S30 | 2 | 3 | 2 | 3 | 3 | 3 | 3 | 3 | 3 | 3 | 3 | 3 | 3 | 2 | 3 |
| S31 | 3 | 4 | 3 | 4 | 1 | 2 | 3 | 3 | 4 | 1 | 2 | 1 | 2 | 3 | 3 |
| S32 | 3 | 4 | 2 | 4 | 1 | 3 | 4 | 2 | 4 | 4 | 3 | 3 | 2 | 2 | 2 |
| S33 | 3 | 3 | 3 | 4 | 3 | 3 | 4 | 2 | 4 | 4 | 3 | 3 | 4 | 3 | 3 |
| S34 | 2 | 3 | 2 | 4 | 1 | 2 | 3 | 2 | 3 | 3 | 3 | 3 | 3 | 1 | 2 |
| S35 | 2 | 4 | 3 | 3 | 4 | 3 | 2 | 3 | 2 | 4 | 3 | 3 | 2 | 3 | 3 |
| S36 | 3 | 2 | 2 | 2 | 2 | 2 | 3 | 3 | 3 | 3 | 2 | 3 | 3 | 2 | 2 |
| S37 | 3 | 3 | 2 | 1 | 3 | 3 | 3 | 3 | 3 | 4 | 4 | 4 | 1 | 4 | 4 |
| S38 | 3 | 3 | 3 | 4 | 3 | 2 | 3 | 3 | 3 | 4 | 3 | 3 | 3 | 2 | 3 |
| S39 | 4 | 3 | 2 | 4 | 1 | 2 | 3 | 3 | 4 | 4 | 3 | 3 | 3 | 2 | 3 |

| | A16 | A17 | A18 | A19 | A20 | A21 | A22 | A23 | A24 |
|-----|-----|-----|-----|-----|-----|-----|-----|-----|-----|
| S1 | 4 | 3 | 3 | 3 | 4 | 3 | 3 | 4 | 4 |
| S2 | 3 | 2 | 2 | 3 | 3 | 3 | 3 | 2 | 2 |
| S3 | 4 | 4 | 3 | 3 | 4 | 4 | 4 | 3 | 3 |
| S4 | 4 | 3 | 2 | 4 | 3 | 1 | 3 | 3 | 4 |
| S5 | 3 | 3 | 2 | 3 | 3 | 3 | 3 | 3 | 3 |
| S6 | 3 | 3 | 3 | 3 | 2 | 3 | 3 | 3 | 3 |
| S7 | 3 | 4 | 3 | 3 | 2 | 3 | 3 | 3 | 3 |
| S8 | 3 | 3 | 2 | 3 | 3 | 3 | 3 | 3 | 3 |
| S9 | 3 | 2 | 2 | 3 | 3 | 3 | 3 | 3 | 3 |
| S10 | 4 | 2 | 4 | 4 | 3 | 4 | 4 | 3 | 4 |
| S11 | 2 | 1 | 3 | 3 | 2 | 3 | 3 | 3 | 2 |
| S12 | 2 | 1 | 4 | 4 | 1 | 3 | 1 | 4 | 4 |
| S13 | 4 | 2 | 2 | 3 | 2 | 4 | 3 | 3 | 3 |
| S14 | 4 | 4 | 1 | 2 | 3 | 4 | 4 | 4 | 3 |
| S15 | 3 | 4 | 1 | 3 | 3 | 3 | 3 | 3 | 3 |
| S16 | 3 | 4 | 4 | 3 | 3 | 4 | 4 | 3 | 4 |
| S17 | 4 | 3 | 3 | 4 | 1 | 1 | 4 | 4 | 4 |
| S18 | 4 | 2 | 2 | 3 | 3 | 3 | 4 | 1 | 4 |
| S19 | 3 | 2 | 2 | 3 | 3 | 3 | 4 | 1 | 4 |
| S20 | 4 | 3 | 3 | 4 | 3 | 4 | 4 | 4 | 4 |
| S21 | 4 | 2 | 3 | 3 | 3 | 4 | 4 | 3 | 3 |
| S22 | 3 | 2 | 3 | 3 | 3 | 3 | 2 | 3 | 3 |
| S23 | 3 | 3 | 2 | 3 | 3 | 3 | 3 | 4 | 4 |
| S24 | 3 | 3 | 2 | 3 | 3 | 3 | 4 | 2 | 3 |
| S25 | 3 | 2 | 2 | 3 | 3 | 3 | 3 | 3 | 3 |
| S26 | 2 | 3 | 2 | 3 | 3 | 3 | 3 | 3 | 4 |
| S27 | 3 | 3 | 3 | 3 | 3 | 4 | 3 | 3 | 3 |
| S28 | 4 | 1 | 3 | 2 | 1 | 1 | 4 | 4 | 4 |
| S29 | 3 | 4 | 4 | 4 | 3 | 4 | 4 | 3 | 4 |
| S30 | 3 | 3 | 2 | 3 | 3 | 3 | 3 | 3 | 3 |
| S31 | 2 | 3 | 2 | 2 | 2 | 3 | 3 | 2 | 3 |
| S32 | 3 | 3 | 3 | 3 | 2 | 2 | 3 | 2 | 4 |
| S33 | 4 | 3 | 3 | 3 | 3 | 3 | 3 | 3 | 3 |
| S34 | 4 | 1 | 2 | 3 | 3 | 3 | 3 | 3 | 3 |
| S35 | 3 | 2 | 2 | 3 | 2 | 2 | 3 | 3 | 3 |
| S36 | 3 | 2 | 3 | 3 | 2 | 2 | 2 | 3 | 3 |
| S37 | 3 | 3 | 3 | 3 | 3 | 4 | 4 | 1 | 3 |
| S38 | 4 | 3 | 2 | 3 | 3 | 3 | 3 | 3 | 4 |
| S39 | 4 | 1 | 4 | 4 | 2 | 1 | 3 | 3 | 1 |

Data Komunikasi Interpersonal

| | A1 | A2 | A3 | A4 | A5 | A6 | A7 | A8 | A9 | A10 | A11 | A12 | A13 | A14 | A15 |
|-----|----|----|----|----|----|----|----|----|----|-----|-----|-----|-----|-----|-----|
| S1 | 2 | 2 | 3 | 3 | 3 | 3 | 2 | 3 | 3 | 3 | 3 | 2 | 2 | 2 | 2 |
| S2 | 2 | 2 | 4 | 3 | 3 | 3 | 3 | 4 | 3 | 3 | 3 | 3 | 3 | 3 | 2 |
| S3 | 1 | 1 | 4 | 1 | 2 | 1 | 1 | 3 | 1 | 4 | 1 | 1 | 1 | 1 | 1 |
| S4 | 3 | 3 | 3 | 1 | 4 | 4 | 2 | 2 | 4 | 3 | 1 | 4 | 1 | 3 | 1 |
| S5 | 3 | 3 | 3 | 3 | 3 | 3 | 3 | 3 | 4 | 3 | 3 | 3 | 3 | 4 | 3 |
| S6 | 3 | 3 | 3 | 3 | 3 | 3 | 3 | 2 | 3 | 2 | 2 | 3 | 3 | 3 | 3 |
| S7 | 4 | 2 | 3 | 2 | 3 | 2 | 3 | 3 | 3 | 3 | 3 | 2 | 4 | 3 | 4 |
| S8 | 3 | 3 | 3 | 3 | 3 | 3 | 3 | 3 | 3 | 3 | 3 | 3 | 3 | 3 | 2 |
| S9 | 2 | 2 | 3 | 3 | 3 | 2 | 3 | 2 | 2 | 2 | 2 | 3 | 2 | 2 | 2 |
| S10 | 3 | 4 | 4 | 1 | 4 | 1 | 4 | 3 | 3 | 2 | 3 | 3 | 2 | 3 | 2 |
| S11 | 3 | 2 | 3 | 3 | 3 | 3 | 4 | 3 | 4 | 3 | 3 | 4 | 3 | 4 | 4 |
| S12 | 2 | 4 | 1 | 1 | 4 | 3 | 4 | 3 | 2 | 1 | 1 | 4 | 1 | 2 | 2 |
| S13 | 2 | 2 | 3 | 2 | 3 | 2 | 2 | 2 | 1 | 2 | 3 | 3 | 2 | 2 | 2 |
| S14 | 3 | 3 | 3 | 3 | 3 | 3 | 3 | 4 | 2 | 3 | 4 | 3 | 4 | 3 | 3 |
| S15 | 3 | 3 | 3 | 2 | 3 | 3 | 3 | 3 | 4 | 2 | 3 | 3 | 3 | 3 | 3 |
| S16 | 4 | 2 | 4 | 3 | 3 | 3 | 4 | 4 | 4 | 4 | 4 | 3 | 3 | 4 | 3 |
| S17 | 4 | 4 | 2 | 1 | 3 | 2 | 3 | 2 | 4 | 1 | 2 | 4 | 2 | 4 | 4 |
| S18 | 2 | 3 | 2 | 2 | 2 | 2 | 2 | 2 | 1 | 2 | 2 | 3 | 2 | 2 | 1 |
| S19 | 3 | 4 | 1 | 1 | 4 | 1 | 2 | 4 | 1 | 1 | 3 | 2 | 3 | 2 | 2 |
| S20 | 2 | 4 | 4 | 3 | 4 | 3 | 2 | 3 | 3 | 2 | 2 | 1 | 3 | 3 | 2 |
| S21 | 2 | 3 | 4 | 3 | 3 | 2 | 2 | 3 | 2 | 2 | 2 | 3 | 3 | 2 | 3 |
| S22 | 3 | 2 | 3 | 2 | 3 | 3 | 2 | 3 | 2 | 3 | 2 | 3 | 3 | 2 | 2 |
| S23 | 2 | 3 | 3 | 3 | 3 | 3 | 3 | 3 | 3 | 3 | 3 | 3 | 3 | 3 | 3 |
| S24 | 3 | 3 | 3 | 3 | 3 | 3 | 3 | 4 | 3 | 3 | 3 | 2 | 3 | 4 | 3 |
| S25 | 3 | 2 | 3 | 2 | 3 | 3 | 3 | 3 | 3 | 3 | 3 | 2 | 3 | 3 | 3 |
| S26 | 3 | 3 | 3 | 3 | 4 | 3 | 4 | 3 | 4 | 3 | 3 | 4 | 3 | 4 | 3 |
| S27 | 2 | 3 | 2 | 3 | 3 | 2 | 3 | 2 | 3 | 2 | 2 | 2 | 2 | 1 | 2 |
| S28 | 4 | 4 | 4 | 1 | 1 | 4 | 4 | 4 | 4 | 4 | 4 | 4 | 4 | 4 | 1 |
| S29 | 4 | 4 | 4 | 1 | 1 | 1 | 4 | 4 | 4 | 4 | 1 | 1 | 4 | 1 | 1 |
| S30 | 3 | 3 | 3 | 3 | 3 | 3 | 3 | 3 | 3 | 2 | 3 | 3 | 3 | 3 | 3 |
| S31 | 3 | 2 | 3 | 2 | 3 | 3 | 3 | 3 | 3 | 3 | 3 | 3 | 3 | 2 | 3 |
| S32 | 3 | 4 | 2 | 3 | 3 | 3 | 2 | 2 | 2 | 3 | 2 | 3 | 3 | 3 | 2 |
| S33 | 3 | 3 | 1 | 3 | 3 | 2 | 3 | 3 | 2 | 3 | 3 | 3 | 3 | 4 | 3 |
| S34 | 3 | 4 | 1 | 1 | 1 | 3 | 1 | 3 | 3 | 1 | 3 | 3 | 3 | 4 | 2 |
| S35 | 2 | 3 | 2 | 2 | 4 | 3 | 2 | 3 | 3 | 2 | 1 | 4 | 3 | 2 | 2 |
| S36 | 3 | 4 | 2 | 2 | 3 | 2 | 3 | 1 | 4 | 2 | 2 | 3 | 2 | 3 | 3 |
| S37 | 2 | 3 | 3 | 4 | 3 | 3 | 2 | 3 | 3 | 3 | 2 | 3 | 2 | 2 | 2 |
| S38 | 3 | 3 | 3 | 2 | 3 | 3 | 3 | 3 | 3 | 2 | 2 | 3 | 3 | 3 | 2 |
| S39 | 3 | 3 | 1 | 1 | 2 | 1 | 2 | 1 | 3 | 1 | 1 | 3 | 2 | 2 | 2 |

| | A16 | A17 | A18 | A19 | A20 | A21 | A22 | A23 | A24 |
|-----|-----|-----|-----|-----|-----|-----|-----|-----|-----|
| S1 | 1 | 2 | 2 | 2 | 2 | 2 | 2 | 3 | 2 |
| S2 | 3 | 3 | 3 | 3 | 2 | 3 | 3 | 3 | 3 |
| S3 | 1 | 3 | 3 | 2 | 2 | 3 | 3 | 3 | 2 |
| S4 | 3 | 3 | 3 | 2 | 4 | 3 | 1 | 4 | 1 |
| S5 | 3 | 3 | 4 | 3 | 3 | 3 | 3 | 3 | 2 |
| S6 | 3 | 3 | 3 | 3 | 3 | 3 | 3 | 3 | 2 |
| S7 | 3 | 3 | 3 | 3 | 2 | 2 | 3 | 3 | 3 |
| S8 | 3 | 3 | 3 | 3 | 3 | 3 | 2 | 3 | 3 |
| S9 | 2 | 2 | 3 | 3 | 2 | 2 | 2 | 3 | 2 |
| S10 | 4 | 4 | 4 | 3 | 2 | 2 | 1 | 4 | 1 |
| S11 | 4 | 3 | 4 | 4 | 3 | 3 | 3 | 4 | 3 |
| S12 | 4 | 1 | 4 | 2 | 1 | 1 | 1 | 4 | 1 |
| S13 | 2 | 3 | 3 | 2 | 2 | 2 | 2 | 3 | 2 |
| S14 | 3 | 3 | 3 | 3 | 3 | 4 | 4 | 4 | 4 |
| S15 | 4 | 3 | 3 | 3 | 2 | 3 | 2 | 4 | 2 |
| S16 | 4 | 3 | 4 | 3 | 3 | 3 | 3 | 4 | 3 |
| S17 | 4 | 2 | 4 | 4 | 1 | 2 | 4 | 4 | 4 |
| S18 | 2 | 3 | 3 | 2 | 2 | 3 | 1 | 3 | 1 |
| S19 | 4 | 3 | 2 | 2 | 3 | 3 | 3 | 2 | 4 |
| S20 | 3 | 3 | 3 | 2 | 3 | 4 | 3 | 4 | 3 |
| S21 | 2 | 3 | 3 | 2 | 1 | 3 | 3 | 4 | 2 |
| S22 | 2 | 2 | 3 | 2 | 3 | 3 | 2 | 3 | 2 |
| S23 | 3 | 3 | 4 | 4 | 2 | 3 | 3 | 4 | 3 |
| S24 | 4 | 3 | 3 | 3 | 2 | 2 | 3 | 3 | 3 |
| S25 | 3 | 3 | 3 | 3 | 2 | 2 | 2 | 3 | 2 |
| S26 | 3 | 3 | 3 | 3 | 2 | 2 | 3 | 3 | 3 |
| S27 | 2 | 3 | 2 | 2 | 2 | 3 | 3 | 3 | 2 |
| S28 | 4 | 4 | 4 | 4 | 3 | 3 | 2 | 4 | 2 |
| S29 | 1 | 4 | 4 | 1 | 1 | 3 | 4 | 4 | 1 |
| S30 | 3 | 3 | 3 | 3 | 2 | 2 | 2 | 3 | 2 |
| S31 | 3 | 3 | 3 | 2 | 2 | 2 | 2 | 3 | 2 |
| S32 | 2 | 3 | 3 | 3 | 2 | 3 | 2 | 4 | 2 |
| S33 | 3 | 2 | 3 | 3 | 2 | 3 | 3 | 4 | 3 |
| S34 | 2 | 2 | 4 | 4 | 2 | 4 | 3 | 4 | 1 |
| S35 | 2 | 2 | 4 | 3 | 2 | 2 | 2 | 4 | 1 |
| S36 | 4 | 2 | 3 | 4 | 2 | 2 | 2 | 3 | 2 |
| S37 | 2 | 2 | 3 | 2 | 3 | 3 | 2 | 3 | 2 |
| S38 | 3 | 3 | 3 | 3 | 2 | 2 | 2 | 3 | 2 |
| S39 | 3 | 2 | 4 | 3 | 2 | 2 | 1 | 3 | 1 |

Data Total Skala Penelitian

| No. | Kemandirian Ekonomi | Komunikasi Interpersonal | Sikap Terhadap Perceraian |
|------------|--------------------------------|-------------------------------------|--|
| 1 | 42 | 37 | 29 |
| 2 | 35 | 48 | 31 |
| 3 | 44 | 30 | 41 |
| 4 | 43 | 37 | 28 |
| 5 | 36 | 49 | 28 |
| 6 | 34 | 44 | 29 |
| 7 | 30 | 50 | 26 |
| 8 | 39 | 46 | 22 |
| 9 | 35 | 35 | 30 |
| 10 | 39 | 43 | 33 |
| 11 | 28 | 54 | 16 |
| 12 | 29 | 31 | 24 |
| 13 | 37 | 34 | 33 |
| 14 | 42 | 52 | 27 |
| 15 | 39 | 47 | 26 |
| 16 | 41 | 57 | 27 |
| 17 | 40 | 48 | 29 |
| 18 | 44 | 29 | 27 |
| 19 | 38 | 39 | 30 |
| 20 | 45 | 43 | 42 |
| 21 | 37 | 39 | 33 |
| 22 | 31 | 38 | 24 |
| 23 | 37 | 48 | 24 |
| 24 | 38 | 51 | 32 |
| 25 | 34 | 46 | 29 |
| 26 | 32 | 51 | 21 |
| 27 | 36 | 35 | 29 |
| 28 | 34 | 57 | 20 |
| 29 | 43 | 43 | 35 |
| 30 | 35 | 45 | 30 |
| 31 | 30 | 44 | 31 |
| 32 | 34 | 39 | 19 |
| 33 | 38 | 44 | 31 |
| 34 | 29 | 39 | 21 |

| | | | |
|-----------|-----------|-----------|-----------|
| 35 | 35 | 35 | 31 |
| 36 | 28 | 41 | 23 |
| 37 | 40 | 37 | 30 |
| 38 | 36 | 43 | 27 |
| 39 | 28 | 29 | 33 |



LAMPIRAN D
HASIL UJI VALIDITAS DAN
RELIABILITAS
SKALA PENELITIAN



HASIL UJI VALIDITAS DAN REALIBILITAS SKALA SIKAP

TERHADAP PERCERAIAN

PUTARAN 1

Case Processing Summary

| | | N | % |
|-------|-------------|----|-------|
| Cases | Valid | 39 | 100.0 |
| | Excluded(a) | 0 | .0 |
| | Total | 39 | 100.0 |

a. Listwise deletion based on all variables in the procedure.

Reliability Statistics

| Cronbach's Alpha | N of Items |
|------------------|------------|
| .654 | 24 |

Item-Total Statistics

| | Scale Mean if Item Deleted | Scale Variance if Item Deleted | Corrected Item-Total Correlation | Cronbach's Alpha if Item Deleted |
|-----|----------------------------|--------------------------------|----------------------------------|----------------------------------|
| y1 | 60.10 | 42.831 | .355 | .632 |
| y2 | 59.90 | 52.463 | <u>-.498</u> | .713 |
| y3 | 60.18 | 43.993 | <u>.201</u> | .646 |
| y4 | 61.0 | 43.632 | .336 | .636 |
| y5 | 60.36 | 42.815 | .301 | .636 |
| y6 | 59.97 | 40.605 | .526 | .613 |
| y7 | 59.90 | 44.147 | <u>.167</u> | .650 |
| y8 | 60.72 | 43.260 | <u>.223</u> | .644 |
| y9 | 60.36 | 44.78 | <u>.209</u> | .645 |
| y10 | 60.23 | 42.603 | .342 | .633 |
| y11 | 60.64 | 43.236 | <u>.257</u> | .640 |
| y12 | 60.13 | 41.483 | .383 | .626 |
| y13 | 61.23 | 45.656 | <u>.108</u> | .653 |
| y14 | 61.15 | 42.134 | .411 | .627 |
| y15 | 60.13 | 43.273 | .344 | .635 |
| y16 | 60.44 | 42.568 | <u>.252</u> | .641 |
| y17 | 60.26 | 42.90 | .306 | .634 |
| y18 | 60.49 | 41.309 | .398 | .625 |
| y19 | 60.54 | 40.150 | .503 | .612 |
| y20 | 59.72 | 44.366 | <u>.197</u> | .646 |
| y21 | 60.82 | 41.941 | .352 | .630 |
| y22 | 60.18 | 51.151 | <u>-.370</u> | .710 |
| y23 | 60.36 | 39.920 | .461 | .615 |
| y24 | 60.79 | 47.694 | <u>-.136</u> | .684 |

Level of significance for one-tailed test 5% = 0,260

PUTARAN 2

Case Processing Summary

| | | N | % |
|-------|-----------------|----|-------|
| Cases | Valid | 39 | 100.0 |
| | Excluded(a) | 0 | .0 |
| | Total | 39 | 100.0 |

a Listwise deletion based on all variables in the procedure.

Reliability Statistics

| Cronbach's Alpha | N of Items |
|---------------------|------------|
| .791 | 13 |

Item-Total Statistics

| | Scale Mean if Item Deleted | Scale Variance if Item Deleted | Corrected Item-Total Correlation | Cronbach's Alpha if Item Deleted |
|-----|-------------------------------|--------------------------------------|--|--|
| y1 | 30.87 | 30.115 | .445 | .776 |
| y4 | 31.77 | 30.287 | .520 | .772 |
| y5 | 31.13 | 31.483 | <u>.222</u> | .795 |
| y6 | 30.74 | 29.617 | .442 | .775 |
| y10 | 31.0 | 30.789 | .320 | .786 |
| y12 | 30.90 | 31.410 | <u>.199</u> | .798 |
| y14 | 31.92 | 30.862 | .331 | .785 |
| y15 | 30.90 | 30.252 | .475 | .774 |
| y17 | 31.3 | 29.552 | .365 | .783 |
| y18 | 31.26 | 28.354 | .523 | .767 |
| y19 | 31.31 | 27.482 | .621 | .757 |
| y21 | 31.59 | 28.564 | .514 | .768 |
| y23 | 31.13 | 27.483 | .546 | .764 |

Level of significance for one-tailed test 5% = 0,260

PUTARAN 3

Case Processing Summary

| | | N | % |
|-------|-----------------|----|-------|
| Cases | Valid | 39 | 100.0 |
| | Excluded(a) | 0 | .0 |
| | Total | 39 | 100.0 |

a Listwise deletion based on all variables in the procedure.

Reliability Statistics

| Cronbach's Alpha | N of Items |
|---------------------|------------|
| .805 | 11 |

Item-Total Statistics

| | Scale Mean if Item Deleted | Scale Variance if Item Deleted | Corrected Item-Total Correlation | Cronbach's Alpha if Item Deleted |
|-----|----------------------------|--------------------------------|----------------------------------|----------------------------------|
| y1 | 25.31 | 25.113 | .419 | .794 |
| y4 | 26.21 | 25.167 | .508 | .788 |
| y6 | 25.18 | 24.941 | .381 | .798 |
| y10 | 25.44 | 25.568 | .315 | .804 |
| y14 | 26.36 | 25.868 | .295 | .805 |
| y15 | 25.33 | 24.491 | .565 | .782 |
| y17 | 25.46 | 24.202 | .386 | .799 |
| y18 | 25.69 | 23.61 | .555 | .779 |
| y19 | 25.74 | 22.248 | .658 | .767 |
| y21 | 26.03 | 23.184 | .555 | .779 |
| y23 | 25.56 | 22.726 | .522 | .783 |

Level of significance for one-tailed test 5% = 0,260



HASIL UJI VALIDITAS DAN REALIBILITAS SKALA

KEMANDIRIAN EKONOMI

PUTARAN 1

Case Processing Summary

| | | N | % |
|-------|-----------------|----|-------|
| Cases | Valid | 39 | 100.0 |
| | Excluded(a) | 0 | .0 |
| | Total | 39 | 100.0 |

a Listwise deletion based on all variables in the procedure.

Reliability Statistics

| Cronbach's Alpha | N of Items |
|---------------------|------------|
| .702 | 24 |

Item-Total Statistics

| | Scale Mean if Item Deleted | Scale Variance if Item Deleted | Corrected Item-Total Correlation | Cronbach's Alpha if Item Deleted |
|-----|-------------------------------|--------------------------------------|--|--|
| x1 | 69.51 | 40.888 | <u>-.116</u> | .719 |
| x2 | 69.00 | 37.316 | .315 | .688 |
| x3 | 69.62 | 38.611 | <u>.087</u> | .709 |
| x4 | 68.49 | 38.362 | <u>.188</u> | .697 |
| x5 | 69.23 | 33.182 | .528 | .661 |
| x6 | 69.41 | 36.143 | .429 | .678 |
| x7 | 68.87 | 36.799 | .476 | .679 |
| x8 | 69.56 | 39.621 | <u>.017</u> | .712 |
| x9 | 68.54 | 37.939 | .315 | .689 |
| x10 | 68.69 | 37.850 | <u>.193</u> | .698 |
| x11 | 69.23 | 38.709 | <u>.131</u> | .702 |
| x12 | 68.95 | 35.313 | .517 | .670 |
| x13 | 69.31 | 38.324 | <u>.100</u> | .709 |
| x14 | 69.44 | 36.831 | .365 | .684 |
| x15 | 68.97 | 37.499 | .263 | .692 |
| x16 | 68.87 | 36.536 | .434 | .679 |
| x17 | 69.54 | 35.623 | .360 | .682 |
| x18 | 69.56 | 40.200 | <u>-.047</u> | .718 |
| x19 | 69.05 | 38.418 | .269 | .693 |
| x20 | 69.49 | 36.783 | .361 | .684 |
| x21 | 69.18 | 37.572 | <u>.188</u> | .699 |
| x22 | 68.92 | 36.283 | .450 | .678 |
| x23 | 69.23 | 38.814 | <u>.097</u> | .706 |
| x24 | 68.87 | 37.167 | .323 | .687 |

Level of significance for one-tailed test 5% = 0,260

PUTARAN 2

Case Processing Summary

| | | N | % |
|-------|-----------------|----|-------|
| Cases | Valid | 39 | 100.0 |
| | Excluded(a) | 0 | .0 |
| | Total | 39 | 100.0 |

a Listwise deletion based on all variables in the procedure.

Reliability Statistics

| Cronbach's Alpha | N of Items |
|---------------------|------------|
| .787 | 14 |

Item-Total Statistics

| | Scale Mean if Item Deleted | Scale Variance if Item Deleted | Corrected Item-Total Correlation | Cronbach's Alpha if Item Deleted |
|-----|-------------------------------|--------------------------------------|--|--|
| x2 | 39.85 | 23.397 | .340 | .779 |
| x5 | 40.08 | 19.810 | .581 | .755 |
| x6 | 40.26 | 22.669 | .422 | .772 |
| x7 | 39.72 | 23.418 | .429 | .773 |
| x9 | 39.38 | 24.717 | .192 | .789 |
| x12 | 39.79 | 22.62 | .502 | .765 |
| x14 | 40.28 | 22.471 | .478 | .768 |
| x15 | 39.82 | 22.677 | .416 | .773 |
| x16 | 39.72 | 23.155 | .398 | .775 |
| x17 | 40.38 | 21.980 | .382 | .778 |
| x19 | 39.90 | 24.884 | .183 | .789 |
| x20 | 40.33 | 23.70 | .370 | .777 |
| x22 | 39.77 | 22.182 | .545 | .762 |
| x24 | 39.72 | 23.155 | .367 | .777 |

Level of significance for one-tailed test 5% = 0,260

PUTARAN 3

Case Processing Summary

| | | N | % |
|-------|-----------------|----|-------|
| Cases | Valid | 39 | 100.0 |
| | Excluded(a) | 0 | .0 |
| | Total | 39 | 100.0 |

a Listwise deletion based on all variables in the procedure.

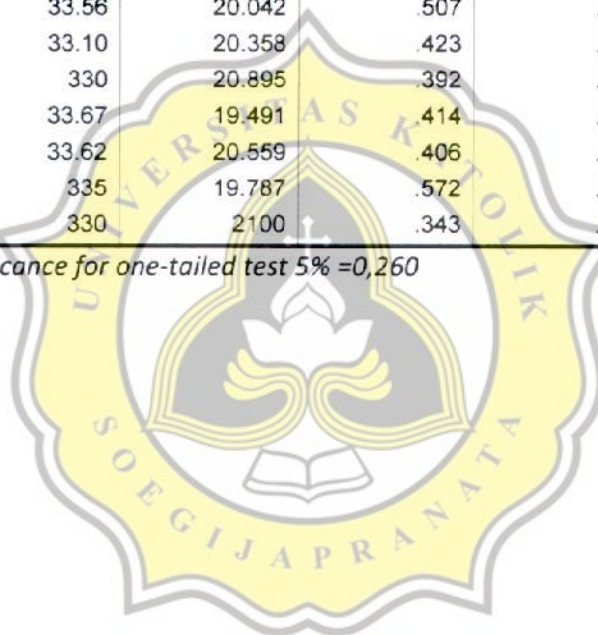
Reliability Statistics

| Cronbach's Alpha | N of Items |
|------------------|------------|
| .792 | 12 |

Item-Total Statistics

| | Scale Mean if Item Deleted | Scale Variance if Item Deleted | Corrected Item-Total Correlation | Cronbach's Alpha if Item Deleted |
|-----|----------------------------|--------------------------------|----------------------------------|----------------------------------|
| x2 | 33.13 | 21.273 | .308 | .789 |
| x5 | 33.36 | 17.552 | .597 | .759 |
| x6 | 33.54 | 20.623 | .384 | .782 |
| x7 | 330 | 21.474 | .355 | .785 |
| x12 | 338 | 19.704 | .521 | .769 |
| x14 | 33.56 | 20.042 | .507 | .771 |
| x15 | 33.10 | 20.358 | .423 | .779 |
| x16 | 330 | 20.895 | .392 | .782 |
| x17 | 33.67 | 19.491 | .414 | .781 |
| x20 | 33.62 | 20.559 | .406 | .780 |
| x22 | 335 | 19.787 | .572 | .765 |
| x24 | 330 | 2100 | .343 | .786 |

Level of significance for one-tailed test 5% = 0,260



HASIL UJI VALIDITAS DAN REALIBILITAS SKALA

KOMUNIKASI INTERPERSONAL

PUTARAN 1

Case Processing Summary

| | | N | % |
|-------|-----------------|----|-------|
| Cases | Valid | 39 | 100.0 |
| | Excluded(a) | 0 | .0 |
| | Total | 39 | 100.0 |

a Listwise deletion based on all variables in the procedure.

Reliability Statistics

| Cronbach's Alpha | N of Items |
|---------------------|------------|
| .836 | 24 |

Item-Total Statistics

| | Scale Mean if Item Deleted | Scale Variance if Item Deleted | Corrected Item-Total Correlation | Cronbach's Alpha if Item Deleted |
|------|-------------------------------|--------------------------------------|--|--|
| x1b | 62.26 | 68.354 | .529 | .825 |
| x2b | 62.8 | 73.810 | <u>.043</u> | .843 |
| x3b | 62.23 | 70.130 | .262 | .836 |
| x4b | 62.77 | 70.603 | <u>.247</u> | .836 |
| x5b | 62.8 | 74.389 | <u>.005</u> | .844 |
| x6b | 62.46 | 68.676 | .439 | .828 |
| x7b | 62.26 | 67.196 | .540 | .823 |
| x8b | 62.15 | 69.081 | .420 | .828 |
| x9b | 62.15 | 66.186 | .532 | .823 |
| x10b | 62.51 | 70.046 | .297 | .834 |
| x11b | 62.56 | 65.568 | .631 | .819 |
| x12b | 62.15 | 71.607 | <u>.205</u> | .837 |
| x13b | 62.33 | 67.175 | .578 | .822 |
| x14b | 62.26 | 63.459 | .748 | .813 |
| x15b | 62.64 | 68.131 | .463 | .827 |
| x16b | 62.18 | 66.572 | .517 | .824 |
| x17b | 62.26 | 71.196 | .325 | .832 |
| x18b | 61.79 | 72.325 | <u>.238</u> | .835 |
| x19b | 62.26 | 68.459 | .490 | .826 |
| x20b | 62.79 | 71.483 | .274 | .834 |
| x21b | 62.38 | 72.348 | <u>.196</u> | .836 |
| x22b | 62.59 | 69.406 | .362 | .831 |
| x23b | 61.62 | 71.874 | .306 | .833 |
| x24b | 62.82 | 67.414 | .484 | .826 |

Level of significance for one-tailed test 5% = 0,260

PUTARAN 2

Case Processing Summary

| | | N | % |
|-------|-----------------|----|-------|
| Cases | Valid | 39 | 100.0 |
| | Excluded(a) | 0 | .0 |
| | Total | 39 | 100.0 |

a Listwise deletion based on all variables in the procedure.

Reliability Statistics

| Cronbach's Alpha | N of Items |
|---------------------|------------|
| .856 | 18 |

Item-Total Statistics

| | Scale Mean if Item Deleted | Scale Variance if Item Deleted | Corrected Item-Total Correlation | Cronbach's Alpha if Item Deleted |
|------|-------------------------------|--------------------------------------|--|--|
| x1b | 45.36 | 53.710 | .571 | .845 |
| x3b | 45.33 | 54.912 | .318 | .856 |
| x6b | 45.56 | 55.147 | .371 | .853 |
| x7b | 45.36 | 53.78 | .541 | .845 |
| x8b | 45.26 | 54.248 | .467 | .848 |
| x9b | 45.26 | 52.354 | .517 | .846 |
| x10b | 45.62 | 54.664 | .374 | .853 |
| x11b | 45.67 | 51.228 | .668 | .839 |
| x13b | 45.44 | 52.726 | .611 | .842 |
| x14b | 45.36 | 50.341 | .700 | .837 |
| x15b | 45.74 | 54.90 | .447 | .849 |
| x16b | 45.28 | 53.50 | .474 | .848 |
| x17b | 45.36 | 56.078 | .388 | .852 |
| x19b | 45.36 | 54.605 | .452 | .849 |
| x20b | 45.90 | 57.305 | <u>.234</u> | .857 |
| x22b | 45.69 | 54.692 | .391 | .852 |
| x23b | 44.72 | 57.945 | <u>.224</u> | .857 |
| x24b | 45.92 | 53.178 | .491 | .847 |

Level of significance for one-tailed test 5% = 0,260

PUTARAN 3

Case Processing Summary

| | | N | % |
|-------|-----------------|----|-------|
| Cases | Valid | 39 | 100.0 |
| | Excluded(a) | 0 | .0 |
| | Total | 39 | 100.0 |

a Listwise deletion based on all variables in the procedure.

Reliability Statistics

| Cronbach's Alpha | N of Items |
|------------------|------------|
| .858 | 16 |

Item-Total Statistics

| | Scale Mean if Item Deleted | Scale Variance if Item Deleted | Corrected Item-Total Correlation | Cronbach's Alpha if Item Deleted |
|------|----------------------------|--------------------------------|----------------------------------|----------------------------------|
| x1b | 39.72 | 48.892 | .573 | .846 |
| x3b | 39.69 | 50.166 | .308 | .860 |
| x6b | 39.92 | 50.757 | .327 | .857 |
| x7b | 39.72 | 48.103 | .560 | .846 |
| x8b | 39.62 | 49.401 | .469 | .851 |
| x9b | 39.62 | 47.769 | .504 | .849 |
| x10b | 39.97 | 50.026 | .355 | .856 |
| x11b | 40.03 | 46.447 | .676 | .840 |
| x13b | 39.79 | 47.852 | .623 | .843 |
| x14b | 39.72 | 45.892 | .682 | .839 |
| x15b | 40.10 | 48.937 | .478 | .850 |
| x16b | 39.64 | 48.341 | .468 | .851 |
| x17b | 39.72 | 51.208 | .384 | .854 |
| x19b | 39.72 | 49.787 | .450 | .851 |
| x22b | 40.05 | 49.629 | .410 | .853 |
| x24b | 40.28 | 48.208 | .508 | .849 |

Level of significance for one-tailed test 5% = 0,260

LAMPIRAN E

HASIL UJI NORMALITAS



HASIL UJI NORMALITAS

Descriptive Statistics

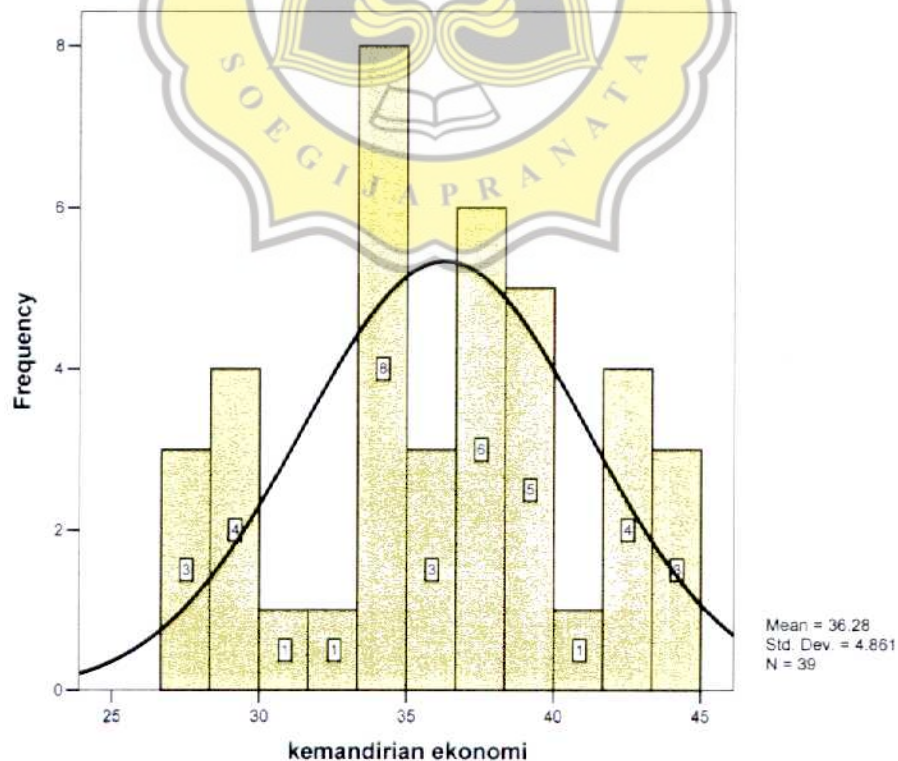
| | N | Mean | Std. Deviation | Minimum | Maximum |
|---------------------------|----|-------|----------------|---------|---------|
| kemandirian ekonomi | 39 | 36.28 | 4.861 | 28 | 45 |
| komunikasi interpersonal | 39 | 42.49 | 7.419 | 29 | 57 |
| sikap terhadap perceraian | 39 | 28.23 | 5.363 | 16 | 42 |

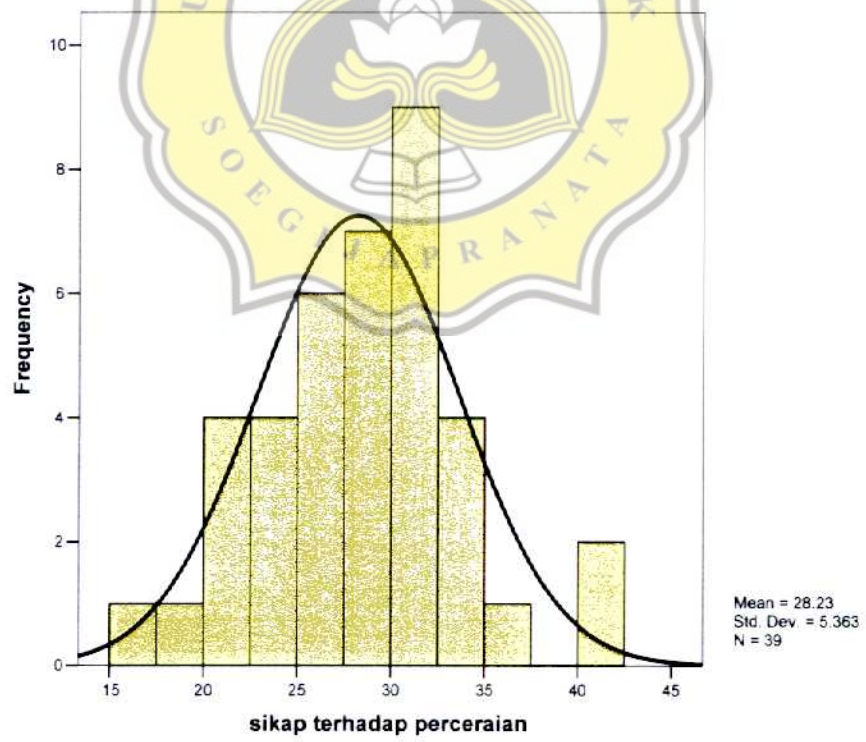
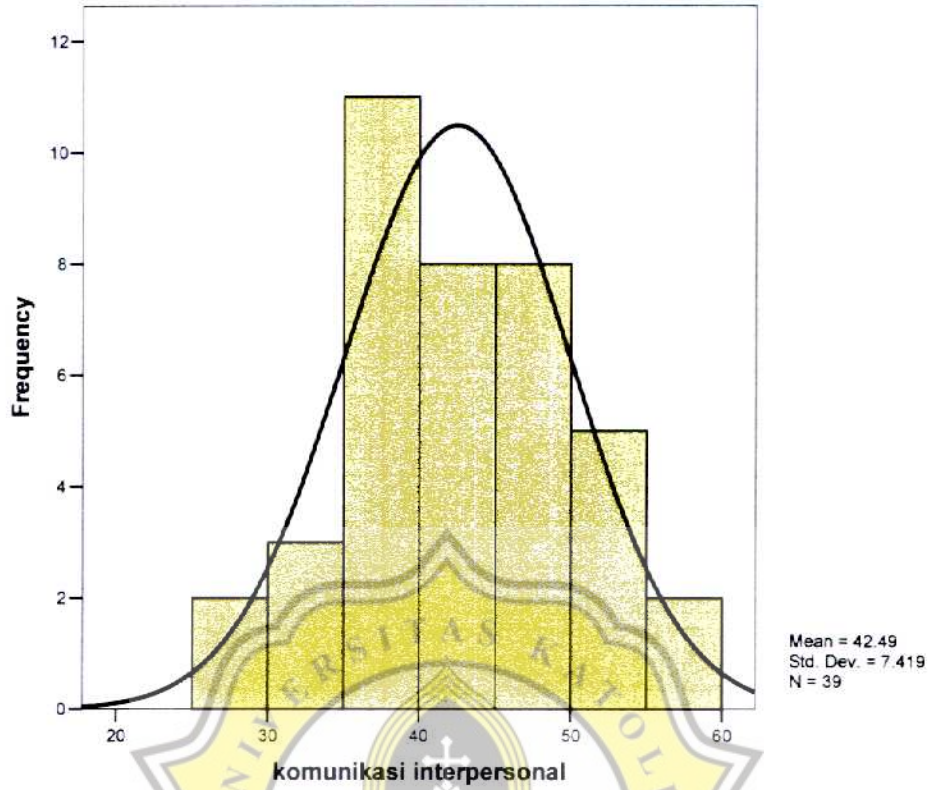
One-Sample Kolmogorov-Smirnov Tes

| | | kemandirian ekonomi | komunikasi interpersonal | sikap terhadap perceraian |
|--------------------------|----------------|---------------------|--------------------------|---------------------------|
| N | | 39 | 39 | 39 |
| Normal Parameters(a,b) | Mean | 36.28 | 42.49 | 28.23 |
| | Std. Deviation | 4.861 | 7.419 | 5.363 |
| Most Extreme Differences | Absolute | .089 | .092 | .110 |
| | Positive | .081 | .091 | .110 |
| | Negative | -.089 | -.092 | -.102 |
| Kolmogorov-Smirnov Z | | .553 | .572 | .687 |
| Asymp. Sig. (2-tailed) | | .919 | .899 | .733 |

a. Test distribution is Normal.

b. Calculated from data.







LAMPIRAN F

HASIL UJI LINIERITAS

HASIL UJI LINIERITAS

Model Description

| | | |
|---|---|---------------------------|
| Model Name | | MOD_1 |
| Dependent Variable | 1 | sikap terhadap perceraian |
| Equation | 1 | Linear |
| | 2 | Quadratic |
| | 3 | Cubic |
| Independent Variable | | kemandirian ekonomi |
| Constant | | Included |
| Variable Whose Values Label Observations in Plots | | Unspecified |
| Tolerance for Entering Terms in Equations | | .0001 |

Case Processing Summary

| | N |
|---------------------|----|
| Total Cases | 39 |
| Excluded Cases(a) | 0 |
| Forecasted Cases | 0 |
| Newly Created Cases | 0 |

a. Cases with a missing value in any variable are excluded from the analysis.

Variable Processing Summary

| | | Variables | |
|---------------------------|----------------|---------------------------|---------------------|
| | | Dependent | Independent |
| | | sikap terhadap perceraian | kemandirian ekonomi |
| Number of Positive Values | | 39 | 39 |
| Number of Zeros | | 0 | 0 |
| Number of Negative Values | | 0 | 0 |
| Number of Missing Values | User-Missing | 0 | 0 |
| | System-Missing | 0 | 0 |

LAMPIRAN G
HASIL UJI HIPOTESIS



HASIL ANALISIS REGRESI

Model Description

| | | |
|---|---|---------------------------|
| Model Name | | MOD_2 |
| Dependent Variable | 1 | sikap terhadap perceraian |
| Equation | 1 | Linear |
| | 2 | Quadratic |
| | 3 | Cubic |
| Independent Variable | | komunikasi interpersonal |
| Constant | | Included |
| Variable Whose Values Label Observations in Plots | | Unspecified |
| Tolerance for Entering Terms in Equations | | .0001 |

Case Processing Summary

| | N |
|---------------------|----|
| Total Cases | 39 |
| Excluded Cases(a) | 0 |
| Forecasted Cases | 0 |
| Newly Created Cases | 0 |

a. Cases with a missing value in any variable are excluded from the analysis.

Variable Processing Summary

| | | Variables | |
|---------------------------|----------------|---------------------------|--------------------------|
| | | Dependent | Independent |
| | | sikap terhadap perceraian | komunikasi interpersonal |
| Number of Positive Values | | 39 | 39 |
| Number of Zeros | | 0 | 0 |
| Number of Negative Values | | 0 | 0 |
| Number of Missing Values | User-Missing | 0 | 0 |
| | System-Missing | 0 | 0 |

Descriptive Statistics

| | Mean | Std. Deviation | N |
|---------------------------|-------|----------------|----|
| kemandirian ekonomi | 36.28 | 4.861 | 39 |
| komunikasi interpersonal | 42.49 | 7.419 | 39 |
| sikap terhadap perceraian | 28.23 | 5.363 | 39 |

Correlations

| | | kemandirian ekonomi | komunikasi interpersonal | sikap terhadap perceraian |
|---------------------------|---------------------|---------------------|--------------------------|---------------------------|
| kemandirian ekonomi | Pearson Correlation | 1 | -.049 | .530(**) |
| | Sig. (1-tailed) | | .383 | .000 |
| | N | 39 | 39 | 39 |
| komunikasi interpersonal | Pearson Correlation | -.049 | 1 | -.353(*) |
| | Sig. (1-tailed) | .383 | | .014 |
| | N | 39 | 39 | 39 |
| sikap terhadap perceraian | Pearson Correlation | .530(**) | -.353(*) | 1 |
| | Sig. (1-tailed) | .000 | .014 | |
| | N | 39 | 39 | 39 |

** Correlation is significant at the 0.01 level (1-tailed).

* Correlation is significant at the 0.05 level (1-tailed).

Variables Entered/Removed(b)

| Model | Variables Entered | Variables Removed | Method |
|-------|--|-------------------|--------|
| 1 | komunikasi interpersonal, kemandirian ekonomi(a) | | Enter |

a All requested variables entered.

b Dependent Variable: sikap terhadap perceraian

Model Summary

| Model | R | R Square | Adjusted R Square | Std. Error of the Estimate |
|-------|---------|----------|-------------------|----------------------------|
| 1 | .624(a) | .389 | .355 | 4.308 |

a Predictors: (Constant), komunikasi interpersonal, kemandirian ekonomi

ANOVA(b)

| Model | | Sum of Squares | Df | Mean Square | F | Sig. |
|-------|------------|----------------|----|-------------|--------|---------|
| 1 | Regression | 424.913 | 2 | 212.457 | 11.450 | .000(a) |
| | Residual | 668.010 | 36 | 18.556 | | |
| | Total | 1092.923 | 38 | | | |

a Predictors: (Constant), komunikasi interpersonal, kemandirian ekonomi

b Dependent Variable: sikap terhadap perceraian

Coefficients(a)

| Model | | Unstandardized Coefficients | | Standardized Coefficients | t | Sig. |
|-------|--------------------------|-----------------------------|------------|---------------------------|--------|------|
| | | B | Std. Error | Beta | | |
| 1 | (Constant) | 17.722 | 6.772 | | 2.617 | .013 |
| | kemandirian ekonomi | .567 | .144 | .514 | 3.942 | .000 |
| | komunikasi interpersonal | -.237 | .094 | -.328 | -2.515 | .016 |

a Dependent Variable: sikap terhadap perceraian

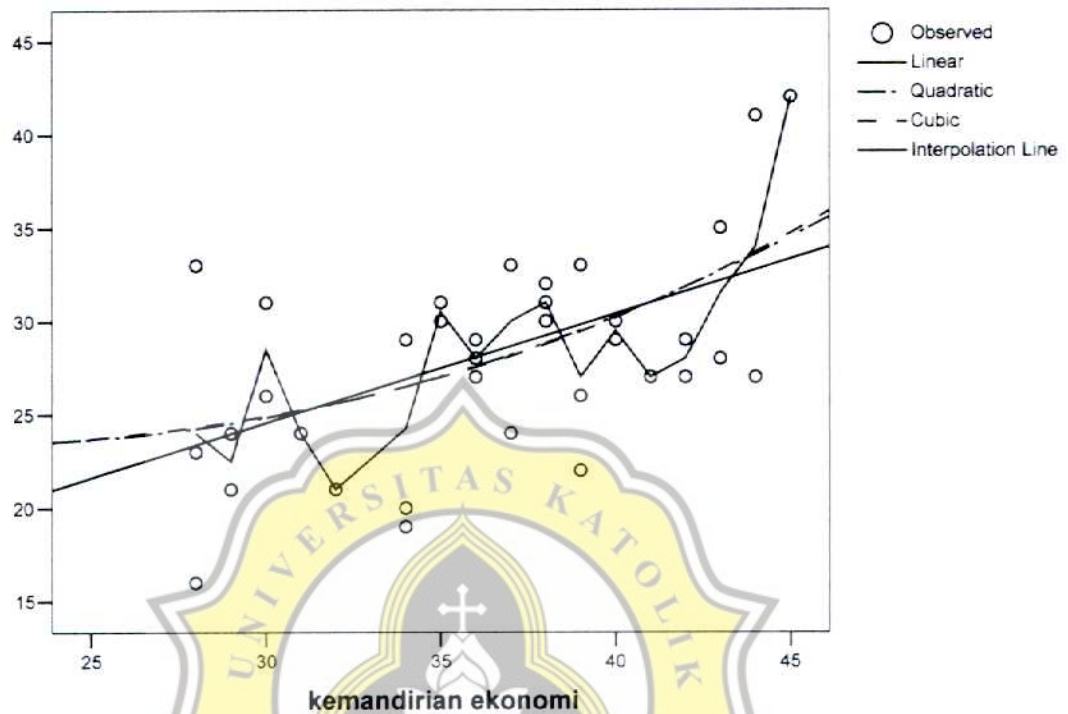
Model Summary and Parameter Estimates

Dependent Variable: sikap terhadap perceraian

| Equation | Model Summary | | | | | Parameter Estimates | | | |
|-----------|---------------|--------|-----|-----|------|---------------------|-------|-------|------|
| | R Square | F | df1 | df2 | Sig. | Constant | b1 | b2 | b3 |
| Linear | .281 | 14.486 | 1 | 37 | .001 | 6.998 | .585 | | |
| Quadratic | .291 | 7.371 | 2 | 36 | .002 | 33.440 | -.908 | .021 | |
| Cubic | .292 | 7.427 | 2 | 36 | .002 | 23.893 | .000 | -.007 | .000 |

The independent variable is kemandirian ekonomi.

sikap terhadap perceraian

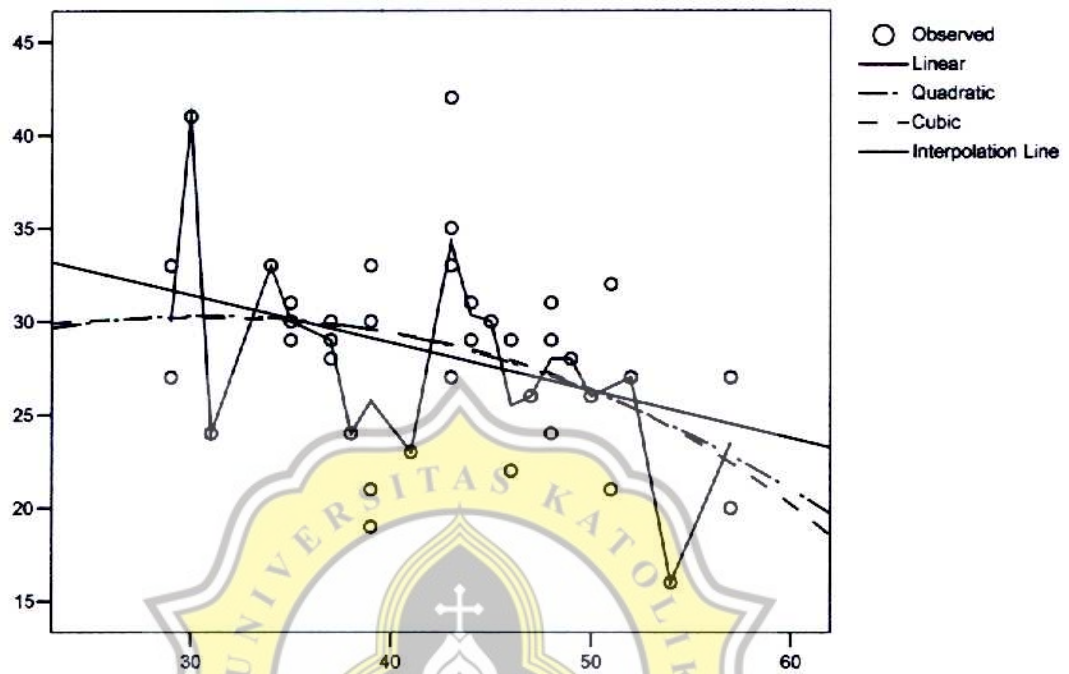
**Model Summary and Parameter Estimates**

Dependent Variable: sikap terhadap perceraian


| Equation | Model Summary | | | | | Parameter Estimates | | | |
|-----------|---------------|-------|-----|-----|------|---------------------|-------|-------|------|
| | R Square | F | df1 | df2 | Sig. | Constant | b1 | b2 | b3 |
| Linear | .125 | 5.282 | 1 | 37 | .027 | 39.085 | -.255 | | |
| Quadratic | .141 | 2.953 | 2 | 36 | .065 | 19.972 | .671 | -.011 | |
| Cubic | .145 | 348 | 2 | 36 | .060 | 28.137 | .000 | .007 | .000 |

The independent variable is komunikasi interpersonal.

sikap terhadap perceraian



komunikasi interpersonal



LAMPIRAN H

DATA RESPONDEN



DATA RESPONDEN

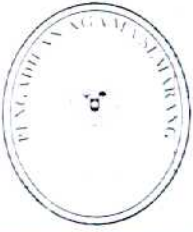
| NO | Nama | Usia (thn) | Pendidikan | Pekerjaan | Tahun Menikah | Jmlh anak |
|----|-------------------|---------------|------------|--------------|------------------|--------------|
| 1 | Nanda | 31 | SMA | Swasta | 2003 | 1 |
| 2 | Lia | 24 | SLTA | Wiraswasta | 2008 | 1 |
| 3 | Iqma Yunita | 30 | SMK | Swasta | 2006 | 1 |
| 4 | Widya Sri Murni | 35 | SMA | Swasta | 1997 | 2 |
| 5 | Nurlailatus S | 41 | D3 | Swasta | 1996 | 3 |
| 6 | Fieska H | 38 | D3 | Wiraswasta | 1998 | 2 |
| 7 | Hetty Haliningsih | 59 | SMA | Swasta | 1971 | 4 |
| 8 | Sita | 37 | SD | Swasta | 1994 | 1 |
| 9 | Ayu | 31 | SLTA | Swasta | 2003 | 1 |
| 10 | Sri Wulansari | 24 | SMP | Swasta | 2004 | 1 |
| 11 | Sri lasminah | 39 | SMP | Swasta | 1992 | 2 |
| 12 | Yuniati | 24 | SD | Swasta | 2009 | 1 |
| 13 | Wartini | 31 | SMU | Swasta | 2009 | 1 |
| 14 | Fulan | 46 | S1 | Wiraswasta | 1998 | 2 |
| 15 | Sri Rejeki | 40 | D3 | Swasta | 2007 | 1 |
| 16 | Retno Hartati | 48 | S2 | PNS | 1989 | 3 |
| 17 | Umiroh | 33 | SLTP | Buruh | 1996 | 2 |
| 18 | Dian | 41 | SLTA | Swasta | 1994 | 2 |
| 19 | Ririn Indarwati | 27 | SD | Swasta | 2006 | 1 |
| 20 | Tri Wigatiningsih | 36 | SMA | Wiraswasta | 2009 | 1 |
| 21 | Sks | 28 | S1 | Dokter | 2008 | 1 |
| 22 | Vera | 24 | SMA | Swasta | 2007 | 1 |
| 23 | Rifa | 28 | S1 | Wiraswasta | 2005 | 2 |
| 24 | Kusriayu | 37 | SD | Swasta | 1990 | 4 |
| 25 | Sri | 68 | SPG | pensiunanPNS | 1985 | 2 |
| 26 | Siti | 31 | SMA | Swasta | 2010 | 1 |
| 27 | Devita | 31 | D3 | Swasta | 2003 | 3 |
| 28 | Upik | 25 | D3 | Swasta | 2008 | 1 |
| 29 | Silvana Novita | 26 | D3 | Swasta | 2010 | |
| 30 | Astri W | 33 | SMA | Wiraswasta | 2001 | 2 |
| 31 | Siska | 27 | SMA | Swasta | 2005 | 1 |
| 32 | Laela H | 30 | S1 | Swasta | 2006 | 1 |
| 33 | Mellia Asnita | 20 | SMA | Swasta | 2010 | 1 |
| 34 | Hj. Indra R. SH | 37 | S1 | Wiraswasta | 1998 | 1 |
| 35 | Asih | 31 | SLTA | Swasta | 2001 | 2 |

| | | | | | | |
|----|------------------|----|------|------------|------|---|
| 36 | Irma Sanita Dewi | 23 | SMA | Swasta | 2007 | 1 |
| 37 | Mona | 29 | SLTA | Swasta | 2002 | 2 |
| 38 | Dian | 30 | SMU | Wiraswasta | 1998 | 2 |
| 39 | Sujinah | 27 | SLTP | Buruh | 2004 | 1 |



LAMPIRAN I
SURAT IJIN PENELITIAN





PENGADILAN AGAMA SEMARANG

Jl. Ronggolawe No. 6, Telp. (024)7606741, fax.(024) 7610858

Email: sekretariat@pasemarang.net

<http://www.pasemarang.net>

SEMARANG

Nomor : W11-A1/422 /PL.09/II/2011

Semarang, 23 Pebruari 2011

Sifat : segera

Lamp : -

Hal : Ijin Penelitian / Riset

Kepada Yth :
Sekretaris Program Pasca Sarjana Magister Psikologi
Universitas Katolik Soegijapranata
Di
SEMARANG

Assalamu'alaikum Wr. Wb.

Memperhatikan surat Sekretaris Program Pasca Sarjana Magister Psikologi Universitas Katolik Soegijapranata Semarang Nomor : 194/B.2.1/MP/1/2011 tanggal 13 Januari 2011 perihal tersebut pada pokok surat, maka dengan ini kami menerangkan bahwa :

Nama : **MARMIATI MAWARDI**
NIM : 08.92.0041
Tempat / tgl lahir : Boyolali, 11 Juni 1956

Telah melakukan riset di Pengadilan Agama Semarang dari tanggal 14 Januari sampai dengan 22 Pebruari 2011.

Demikian surat keterangan riset ini dibuat untuk dapat dipergunakan sebagaimana mestinya.



Drs. Jasiruddin, SH. MH

NIP. 19570208 198503 1 003