




LAMPIRAN 1

RETURN SAHAM SEBELUM PENGUMUMAN

KONDISI RETURN SAHAM SEBELUM PENGUMUMAN PEMENANG PEMILIHAN PRESIDEN

EMITEN	30 JUNI 2014	1 JULI 2014	2 JULI 2014	3 JULI 2014	4 JULI 2014	7 JULI 2014	8 JULI 2014
AALI	-0.018292683	-0.031055901	0.010989011	-0.013586957	0.01010101	0.01	-0.02790279
ADHI	0.018281536	-0.008976661	0	0.009057971	0.044883303	0.079037801	0
ADRO	-0.008438819	-0.008510638	0.030042918	-0.008333333	0	0.004201681	-0.012552301
AKRA	-0.011415525	-0.011547344	0.021028037	0.026315789	0.00780379	0.012168142	-0.013114754
ASII	-0.010204082	0.010309278	0.013605442	-0.013422819	0	0.020408163	0.02
ASRI	0.011441648	-0.002262443	0.006802721	0.056306306	0.017057569	0.048218029	0
BBCA	0.016166282	0	0.006818182	-0.009029345	0.011389522	0.015765766	0.002217295
BBNI	-0.001048218	0.004197272	0.003134796	-0.011458333	0.001053741	0.02	0.027863777
BBRI	0.022277228	0.004842615	-0.007228916	-0.012135922	0.002457002	0.034313725	0.059241706
BDMN	0	0.001206273	0.019277108	-0.015366643	0.006002401	0.023866348	0.009324009
BKSL	0.070707071	-0.066037736	0	0.02020202	0.03960396	0.19047619	0.024
BMRI	0.007772021	0.010282776	0.002544529	-0.020304569	0.002590674	0.025839793	0.022670025
BMTR	0.009501188	0.002352941	0	-0.018779343	-0.002392344	-0.002398082	-0.014423077
BSDE	0.034843206	-0.01010101	0.020408163	0.003333333	0.033222591	0.022508039	0
CPIN	0.001328021	-0.00265252	0.015957447	0.005235602	-0.014322917	0.029062087	-0.005134788
CTRA	0	0.010810811	0.032085561	0.020725389	0.050761421	0.057971014	0.02739726
EXCL	0.02	-0.014705882	0.044776119	0.033333333	-0.055299539	0.034146341	0.004716981
GGRM	0.010387158	-0.007476636	-0.006591337	-0.003791469	0.013796384	0.002346316	-0.003277154
HRUM	0.002155172	0.004301075	0.017130621	0	-0.035789474	0.004366812	-0.02173913
ICBP	0.01010101	0.0075	0.014888337	-0.007334963	-0.007389163	0.014888337	0
INDF	-0.014705882	0.007462687	0.011111111	0	-0.003663004	0.014705882	0
INTP	0.002222222	0.019955654	0.006521739	-0.003239741	0.013001083	0.069518717	0
ITMG	-0.005524862	-0.017592593	0.010367578	0.005597015	0.005565863	0.005535055	-0.018348624
JSMR	0.030172414	-0.0041841	0.004201681	0.012552301	-0.008264463	0.0125	0.008230453
KLBF	0	0.015060241	0.005934718	0	-0.005899705	0.005934718	0.01179941

LPKR	0.015873016	-0.005208333	0.010471204	0.015544041	0.030612245	0.04950499	-0.013303769
LSIP	-0.021141649	-0.01511879	-0.013157895	0.004444444	-0.004424779	0.002222222	0.0066932409
MAIN	0	0	0.023897059	0.001795332	0	0.034050179	-0.006711409
MLPL	0.022727273	0.066666667	-0.020833333	0.014184397	-0.018018018	0.001834862	0
MNCN	0.033707865	-0.007246377	0.01459854	-0.001798561	-0.004587156	0.018433318	0
PGAS	0.02293578	-0.013452915	0.004545455	-0.013574661	-0.006993007	0.051643192	-0.006696429
PTBA	0.009411765	-0.016317016	0.018957346	-0.002325581	-0.006993007	0.074866631	0.007462687
PTPP	0.039325843	-0.013513514	-0.005479452	0	0.030303030	0.01897019	0.018617021
PWON	0.011594203	-0.008595989	-0.002890173	0.014492754	0.054285714	0.052892562	0.017268446
SMGR	0.006677796	0	0	-0.00331675	0.006555574	0.042735043	0.008196721
SMRA	0.022522523	-0.017621145	-0.013452915	0.009090909	0.054054054	0.033333333	0.032258065
SSIA	0.014814815	-0.00729927	0.022058824	0.021582734	0.056338028	-0.024291498	0.004149378
TAXI	0.007936508	-0.019685039	-0.016064257	0.020408163	-0.012	0	0.009646302
TBIG	0.018987342	-0.00310559	-0.009345794	-0.006289308	-0.015822785	0.02970297	0.005769231
TLKM	0.016494845	0.006085193	0.008064516	-0.01	0.02020202	0.021598272	0.014799154
UNTR	0.015384615	-0.00974026	0.012021858	0	0	0.01980198	0.010517799
UNVR	-0.006785411	0.016225448	0.019327731	-0.004122012	0.003311258	-0.049469965	-0.003717472
VIVA	0.011673152	0.019230769	0.056603774	0.017857143	-0.007017544	0.047413793	0.002057613
WIKA	0.018390805	0	0.002257336	0.022522523	0.022026432	0.064748201	0.02027027
WSKT	0.014925373	-0.007352941	0	0	0.02962963		



LAMPIRAN 2
RETURN SAHAM SETELAH PENGUMUMAN



KONDISI RETURN SAHAM SETELAH PENGUMUMAN PEMENANG PEMILIHAN PRESIDEN

EMITEN	10 JULI 2014	11 JULI 2014	14 JULI 2014	15 JULI 2014	16 JULI 2015	17 JULI 2014	18 JULI 2014
AALI	0.005555556	-0.023941068	-0.000943396	-0.019830028	0.004816956	-0.006711409	0.00965251
ADHI	0.007961783	-0.014218009	0.003205128	0.04313099	-0.004594181	-0.018461538	0.018808777
ADRO	0	-0.042372881	-0.022123894	0.036199095	0.004366812	-0.034782609	0.004504505
AKRA	0.044296788	-0.012725345	-0.022556391	0.016483516	0.018378378	-0.033970276	-0.008791209
ASII	0.022875817	-0.03514377	-0.006622517	0.013333333	0	0	0.006578947
ASRI	0.02	-0.023529412	0	0.013333333	0.039215686	0	0.009433962
BBCA	0.015486726	-0.015250545	0	0.008849558	0.021929825	0	0
BBNI	0.039156627	-0.024154589	-0.004950495	0.009950249	0.014778325	-0.014563107	0.009852217
BBRI	0.044742729	-0.014989293	-0.010869565	0.01978022	-0.017241379	0.002192982	0.013129103
BDMN	-0.004618938	0	-0.001160093	0	-0.003484321	-0.029137529	-0.033613445
BKSL	-0.0703125	0.025210084	0.024590164	0.008	0.047619048	-0.022727273	0.007751938
BMRI	0.032019704	0.002386635	0	0.004761905	0.004739336	0.002358491	0
BMTR	0.007317073	-0.024213075	-0.009925558	-0.002506266	0	-0.010050251	-0.012690355
BSDE	0.018867925	-0.040123457	0.028938907	0.01875	0.018404908	-0.024096386	0.009259259
CPIN	0	-0.007741935	-0.00130039	0.00390625	0.051880674	-0.018495684	-0.002512563
CTRA	0.053333333	-0.021097046	0	0.038793103	0.045643154	-0.055555556	0.029411765
EXCL	0.014684507	-0.009259259	0.023364486	-0.01369863	0.00462963	-0.013824885	0.009345794
GGRM	0.010803194	-0.024628253	0.005240591	0.005687204	0.012252592	-0.002793296	0.007469655
HRUM	-0.002222222	-0.013363029	-0.020316027	-0.020737327	0.014117647	-0.013921114	-0.002352941
ICBP	0.012224939	-0.026570048	-0.004962779	-0.004987531	0.052631579	0	-0.002380952
INDF	0.025362319	0.003533569	-0.007042254	0	0.003546099	-0.014134276	0.014336918
INTP	0.02	0.008823529	-0.003887269	0.008780488	0.00967118	-0.017241379	0.013645224
ITMG	-0.013084112	-0.015151515	-0.028846154	-0.007920792	0.011976048	-0.009861933	0.008964143
JSMR	0.032653061	-0.003952569	-0.015873016	0.016129032	0.007936508	0	0
KLBF	0.017492711	-0.005730659	-0.020172911	0.014705882	0.037681159	-0.030726257	-0.008645533

LPKR	0.068907339	-0.030042918	0	0.017699115	0.017391304	-0.025641026	0.007194245
LSIP	0.024719101	-0.013157895	-0.026666667	-0.029680365	0.002352941	-0.021126761	0.044701987
MAIN	0	-0.02617801	0	0.001792115	0.073345259	0.006666667	-0.013793103
MLPL	-0.013513514	-0.047945205	0.007194245	0.035714286	0.027586207	-0.026845638	-0.018939394
MNCN	-0.062271062	0.029296875	0.011385199	0.003752345	0.005607477	-0.018587361	0.004255319
PGAS	0.031674208	-0.00877193	0.008849558	0.004385965	0.030567686	-0.004237288	0.007142857
PTBA	0.008988764	-0.042316258	0	0	0.004651163	-0.027777778	0.015452539
PTPP	0.064197531	-0.034802784	0.002403846	0.059952038	0.020361991	0.00443459	-0.00243309
PWON	0.057441253	-0.002469136	-0.01980198	0.027777778	0.022113022	-0.012019231	0.009063444
SMGR	0.032407407	-0.004484305	0	0.016516517	0.007385524	-0.029325513	0.031128405
SMRA	0.097560976	-0.074074074	0.004	0.043824701	0.003816794	-0.022813688	0.018404908
SSIA	0.05625	-0.01183432	-0.023952096	0.030674847	0.023809524	-0.052325581	0
TAXI	0.008264463	-0.020491803	0.025104603	-0.028571429	0.008403361	-0.004166667	0.012658228
TBIG	0.006369427	-0.012658228	0	0	0.009615385	0.003174603	0.013232514
TLKM	-0.009560229	-0.005791506	0.013592233	0.017241379	-0.001883239	-0.001886792	-0.007641921
UNTR	0.025	-0.044715447	0.009574468	0.003161222	-0.021008403	-0.017167382	0.000809061
UNVR	0.005604484	-0.031847134	0	0.032072368	-0.003984064	-0.0112	-0.02690583
VIVA	-0.067164179	-0.064	-0.038461538	-0.017777778	0.004524887	0.004504505	0.021194605
WIKA	0.026694045	-0.014	0.018255578	0.039840637	0.001915709	-0.007648184	0.01875
WSKT	0.026490066	-0.006451613	0	0.045454545	0.00621118	-0.012345679	

LAMPIRAN 3

**TRADING VOLUME ACTIVITY SEBELUM
PENGUMUMAN**



KONDISI TRADING VOLUME ACTIVITY SEBELUM PENGUMUMAN PEMENANG PEMILIHAN PRESIDEN

	30 JUNI 2014	1 JULI 2014	2 JULI 2014	3 JULI 2014	4 JULI 2014	7 JULI 2014	8 JULI 2014
EMITEN							
AALI	0.000589111	0.000648359	0.000870363	0.000413908	0.000609241	0.001002893	0.001266427
ADHI	0.00776797	0.005906724	0.004584582	0.012975762	0.019813193	0.029561766	0.02125136
ADRO	0.000998482	0.00087856	0.001532588	0.001503419	0.00056436	0.001839207	0.001945672
AKRA	0.001101438	0.000773471	0.001801641	0.001565029	0.001015489	0.001858949	0.001638528
ASII	0.001169744	0.000154228	0.000521913	0.000279449	0.000582493	0.001572666	0.002162718
ASRI	0.001699852	0.001131886	0.001769386	0.005326465	0.004567735	0.008169756	0.002162718
BBCA	0.000415426	0.000437869	0.000257632	0.000206084	0.000457251	0.000588935	0.000559658
BBNI	0.001515082	0.000776788	0.000763767	0.001880678	0.001065487	0.002662304	0.003631447
BBRI	0.001504512	0.000663254	0.000532178	0.001577469	0.000686188	0.002197779	0.002636117
BDMN	0.000157101	3.2649E-05	7.96413E-05	5.83952E-05	4.05952E-05	0.000214495	0.000175955
BKSL	0.021961999	0.018790651	0.005944608	0.009964571	0.015899937	0.030593541	0.030639584
BMRI	0.000874597	0.000728541	0.001168771	0.001924502	0.000759987	0.002768892	0.004423381
BMTR	0.001483852	0.003081541	0.002052167	0.001302302	0.001233475	0.001221474	0.001412362
BSDE	8.10357E-13	2.33285E-13	0.000537839	0.000406437	0.000255391	0.002200819	0.001427755
CPIN	0.000314148	0.000124741	0.000297579	0.000329186	0.003073926	0.000489115	0.000442078
CTRA	0.001052954	0.001462625	0.001274973	0.001750193	0.000226846	0.000193671	0.000287431
EXCL	0.0003203	0.00012427	0.000316286	0.000240062	0.000418016	0.000484905	0.000396136
GGRM	0.000326856	0.000186998	0.000430126	0.001726537	0.002586014	0.001842308	0.002773393
HRUM	0.001105074	0.000992225	0.001757163	0.000431559	0.000126943	0.000509231	0.000302386
ICBP	0.000200722	7.70543E-05	0.001100163	0.000469658	0.000517469	0.001282853	0.001690123
INDF	0.001950885	0.000559848	0.00058389	0.000469658	0.000696343	0.002288962	0.00109246
INTP	0.000914993	0.000446209	0.000385659	0.00051059	0.000322853	0.000803593	0.000729517
ITMG	0.000250105	0.000626679	0.000653318	0.000417284	0.000322853	0.001432279	0.001436485
JSMR	0.000890265	0.000288397	0.000341574	0.001594191	0.000792529	0.001161994	0.001225863
KLBF	0.0007887	0.001080486	0.001486219	0.000696077	0.001273567		

LPKR	0.004476553	0.003455649	0.004097616	0.00446325	0.006398288	0.002761729	0.003364394
LSIP	0.002522812	0.002566664	0.003024419	0.002563835	0.000433864	0.0024141	0.001488142
MAIN	0.001899764	0.000185133	0.002508201	0.000435988	0.001260757	0.002822962	0.00245565
MLPL	0.000967039	0.002971172	0.001748241	0.002776225	9.01318E-05	0.000401161	0.000442077
MNCN	0.000643355	9.61683E-05	0.000241955	0.000284133	0.000366388	0.000804954	0.001155539
PGAS	0.000623439	0.000410874	0.000434131	0.000333176	0.00055292	0.00146259	0.00085798
PTBA	0.000529744	0.000609384	0.000562468	0.0005662	0.004935243	0.00952791	0.006615575
PTPP	0.002311749	0.000904276	0.001741086	0.002259338	0.001869185	0.00100445	0.002444443
PWON	0.000759624	0.00040876	0.000602762	0.00076075	0.001509141	0.002221269	0.00356101
SMGR	0.000793827	0.000530606	0.000977979	0.000659511	0.002005215	0.001898982	0.002842796
SMRA	0.001147595	0.000451008	0.000964338	0.001466252	0.003672898	0.00402068	0.006964094
SSIA	0.001353297	-1.5513E-12	0.001617598	0.001382137	0.004731124	0.004360412	0.010436848
TAXI	0.010668065	0.004168671	0.01074189	0.005796234	0.000282267	0.000375355	0.000776625
TBIG	0.000576146	0.000667566	0.000545374	0.000340642	0.000956679	0.00223929	0.00150459
TLKM	0.000896883	0.000459984	0.000442017	0.000719661	0.000520035	0.000908707	0.001218535
UNTR	0.00067716	0.000188304	0.000564242	0.000962485	3.9285E-06	0.000308021	0.000418847
UNVR	0.000267444	9.55177E-05	8.80079E-05	0.000206972	0.000446603	0.000737306	0.000657606
VIVA	0.000414437	0.000378116	0.001575958	0.000954406	0.002782042	0.008433925	0.005424716
WIKA	0.002445333	0.000899593	0.000892714	0.002572454	0.006082621	0.010545105	0.014292098
WSKT	0.00178659	0.001061388	0.001946852	0.003250316			



LAMPIRAN 4


**TRADING VOLUME ACTIVITY SETELAH
PENGUMUMAN**



TRADING VOLUME ACTIVITY SETELAH PENGUMUMAN

EMITEN	10 JULI 2014	11 JULI 2014	14 JULI 2014	15 JULI 2014	16 JULI 2015	17 JULI 2014	18 JULI 2014
AALI	0.00223535	0.001344091	0.000546565	0.002712757	0.00093685	0.001042391	0.000820323
ADHI	0.040348134	0.013544068	0.010337697	0.027237193	0.022453312	0.015443064	0.012013857
ADRO	0.001560037	0.002788176	0.001645153	0.00154489	0.002864857	0.002433055	0.001208937
AKRA	0.005091533	0.001341765	0.001108355	0.001848779	0.001782325	0.001007803	0.002108345
ASII	0.00314611	0.000924689	0.000450242	0.000783723	0.001055001	0.000725705	0.000320172
ASRI	0.014829538	0.003594265	0.002701078	0.00401756	0.011674187	0.01111075	0.007281419
BBCA	0.002522826	0.000671398	0.00043623	0.000584269	0.001386019	0.000601017	0.000868711
BBNI	0.005935911	0.00141121	0.001018921	0.000878526	0.001588768	0.001003717	0.000790324
BBRI	0.004126687	0.001920973	0.00177853	0.001018247	0.001421457	0.001112132	0.000652305
BDMN	0.000512457	0.00028814	6.53929E-05	8.67022E-05	0.000214263	0.000377635	0.000560904
BKSL	0.019100262	0.008852853	0.009604991	0.009600695	0.015479398	0.018051623	0.008690497
BMRI	0.008674494	0.002021199	0.001285584	0.001483117	0.001179771	0.001158061	0.001036234
BMTR	0.00150522	0.001137436	0.000539663	0.001285589	0.001003012	0.001547657	0.000634824
BSDE	0.004045336	0.00102638	0.0001660546	0.001766861	0.002545471	0.00103227	0.000823173
CPIN	0.000775613	0.000273558	0.000306342	0.000313374	0.001448384	0.000654708	0.000334583
CTRA	0.009086033	0.001556461	0.000883586	0.001511458	0.002812767	0.001881475	0.001101649
EXCL	0.000576212	0.000267792	0.000160356	0.000188036	9.98055E-05	0.00023241	0.000205715
GGRM	0.000747887	0.000437714	0.000326596	0.000328727	0.000880677	0.000901206	0.000234241
HRUM	0.001859285	0.001428788	0.002080581	0.005120468	0.005579593	0.0019394	0.00094514
ICBP	0.001542132	0.000424442	0.000186779	0.000544456	0.00317557	0.001312581	0.000200722
INDF	0.003414162	0.002341515	0.001173257	0.000995886	0.001982535	0.001149272	0.00089917
INTP	0.004943536	0.001158199	0.000543758	0.000673307	0.00131293	0.000771345	0.000612214
ITMG	0.001161316	0.000844038	0.001411598	0.001985884	0.001768878	0.001139014	0.000617032
JSMR	0.007462162	0.001388956	0.000606662	0.000858544	0.001650279	0.001671176	0.000878176
KLBF	0.002808035	0.001155071	0.00174125	0.000815136	0.002140602	0.001198337	0.001687516

LPKR	0.008769738	0.001693475	0.003040118	0.006381059	0.008324564	0.004391787	0.005608847	0.00243134
LSIP	0.007338429	0.004288067	0.004426162	0.006735368	0.005184201	0.004391787	0.005608847	0.00243134
MAIN	0.001349381	0.001189794	0.002878938	0.000215811	0.007024366	0.003115162	0.005118702	0.001691935
MLPL	0.003417433	0.001899303	0.000788485	0.00230589	0.002127992	0.001220587	0.000675463	0.00028634
MNCN	0.00251343	0.00124461	0.000445984	0.00041207	0.001098429	0.000675463	0.000942062	0.00057166
PGAS	0.001990928	0.000634936	0.000685312	0.000611798	0.001818492	0.000942062	0.000975074	0.001025549
PTBA	0.001536674	0.000819398	0.000725783	0.001130274	0.000880983	0.000975074	0.00491738	0.004365096
PTPP	0.011368967	0.004696024	0.002534427	0.004108077	0.004835314	0.00491738	0.001464267	0.000666366
PWON	0.003970961	0.000429167	0.000371745	0.001478048	0.001558005	0.001464267	0.001305534	0.000822875
SMGR	0.005724738	0.001685521	0.000958287	0.000858414	0.001569008	0.001305534	0.001994603	0.002344307
SMRA	0.010531219	0.004046855	0.001767373	0.003220607	0.002658264	0.001994603	0.002750439	0.002828989
SSIA	0.012156614	0.003577281	0.002440976	0.001918155	0.004805293	0.002750439	0.005340185	0.004553318
TAXI	0.01074189	0.005440157	0.008701902	0.008956795	0.006902685	0.005340185	0.000513163	0.000455621
TBIG	0.003688065	0.000553838	0.000346918	0.000929027	0.000994011	0.000513163	0.000382529	0.000542729
TLKM	0.002022954	0.000948164	0.000916204	0.000570223	0.000632093	0.000382529	0.000959349	0.000691181
UNTR	0.001611202	0.000733754	0.000428885	0.000444783	0.000850693	0.000959349	0.000386265	0.000267444
UNVR	0.000924312	0.000387051	0.000140616	0.00026789	0.000291913	0.000386265	0.000959812	0.000438525
VIVA	0.000922853	0.001533211	0.002343013	0.003395067	0.001869837	0.000959812	0.002354394	0.00294964
WIKA	0.022087743	0.006016157	0.003208437	0.004877932	0.005474121	0.002354394	0.00677689	0.006061078
WSKT	0.026856282	0.005937214	0.006473871	0.012010777	0.013852761	0.00677689		




LAMPIRAN 5

**RATA-RATA RETURN SAHAM DAN TVA
SEBELUM DAN SETELAH PENGUMUMAN**



RATA-RATA RETURN SAHAM DAN TRADING VOLUME ACTIVITY SEBELUM DAN SETELAH PENGUMUMAN

TANGGAL	AVERAGE RIT	AVERAGE TVA
(t-7)	0.010515168	0.001891442
(t-6)	-0.002730465	0.001344064
(t-5)	0.008786342	0.001474708
(t-4)	0.00347492	0.001794222
(t-3)	0.008107209	0.002217925
(t-2)	0.028607304	0.003692404
(t-1)	0.005398253	0.003645618
(t-0)	0	0
(t+1)	0.016487936	0.006389384
(t+2)	-0.018331947	0.002219937
(t+3)	-0.002327466	0.001918292
(t+4)	0.011677487	0.002866939
(t+5)	0.014303986	0.003581994
(t+6)	-0.014285278	0.002589591
(t+7)	0.005231833	0.001955867





LAMPIRAN 6

**LEVENE TEST RETURN SAHAM
SEBELUM DAN SETELAH
PENGUMUMAN**

Case Processing Summary

	Saham	Cases					
		Valid		Missing		Total	
		N	Percent	N	Percent	N	Percent
Return Saham	1.00	7	100.0%	0	0.0%	7	100.0%
	2.00	7	100.0%	0	0.0%	7	100.0%

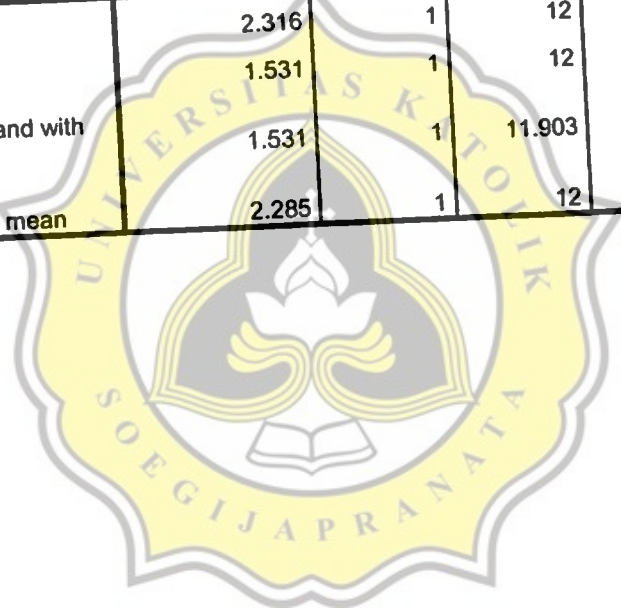
Descriptives

	Saham	Statistic	Std. Error		
Return Saham	1.00	Mean	.008880	.0036794	
		95% Confidence Interval for Mean			
		Lower Bound	-.000123		
		Upper Bound	.017883		
		5% Trimmed Mean	.008429		
		Median	.008107		
		Variance	.000		
		Std. Deviation	.0097347		
		Minimum	-.0027		
		Maximum	.0286		
		Range	.0313		
		Interquartile Range	.0070		
		Skewness	1.496		.794
		Kurtosis	3.467		1.587
		Mean	.001822		.0052610
2.00		95% Confidence Interval for Mean			
		Lower Bound	-.011051		
		Upper Bound	.014696		
	5% Trimmed Mean	.002127			
	Median	.005232			

Variance	.000	
Std. Deviation	.0139194	
Minimum	-.0183	
Maximum	.0165	
Range	.0348	
Interquartile Range	.0286	
Skewness	-.549	.794
Kurtosis	-1.513	1.587

Test of Homogeneity of Variance

	Levene Statistic	df1	df2	Sig.
Based on Mean	2.316	1	12	.154
Based on Median	1.531	1	12	.240
Based on Median and with adjusted df	1.531	1	11.903	.240
Based on trimmed mean	2.285	1	12	.156



LAMPIRAN 7

LEVENE TEST TRADING

VOLUME ACTIVITY SEBELUM

DAN SETELAH PENGUMUMAN

Case Processing Summary

	Volume	Cases					
		Valid		Missing		Total	
		N	Percent	N	Percent	N	Percent
Trading Volume Activity	1.00	7	100.0%	0	0.0%	7	100.0%
	2.00	7	100.0%	0	0.0%	7	100.0%

Descriptives

	Volume	Statistic	Std. Error	
Trading Volume Activity	1.00	Mean	.002294	.0003708
		95% Confidence Interval for Lower Bound	.001387	
		Mean Upper Bound	.003202	
		5% Trimmed Mean	.002269	
		Median	.001891	
		Variance	.000	
		Std. Deviation	.0009810	
		Minimum	.0013	
		Maximum	.0037	
		Range	.0023	
		Interquartile Range	.0022	
		Skewness	.890	.794
		Kurtosis	-1.111	1.587
		Mean	.003075	.0005945
		95% Confidence Interval for Lower Bound	.001620	
Mean Upper Bound	.004529			
Trading Volume Activity	2.00	5% Trimmed Mean	.002955	
		Median	.002590	
		Variance	.000	
		Std. Deviation	.0015728	
		Minimum	.0019	
		Maximum	.0064	
		Range	.0045	
		Interquartile Range	.0016	
		Skewness	1.971	.794
		Kurtosis	4.113	1.587

Test of Homogeneity of Variance

	Levene Statistic	df1	df2	Sig.
Based on Mean	.497	1	12	.494
Based on Median	.207	1	12	.657
Trading Volume Activity Based on Median and with adjusted df	.207	1	9.676	.659
Based on trimmed mean	.332	1	12	.575



LAMPIRAN 8

**UJI BEDA RETURN SAHAM
HARIAN SEBELUM DAN
SETELAH PENGUMUMAN**

Group Statistics

	Rit	N	Mean	Std. Deviation	Std. Error Mean
Minus7_Plus7	Sebelum	45	.010515	.0166005	.0024747
	Setelah	45	.005232	.0142586	.0021255
Minus6_Plus6	Sebelum	45	-.002730	.0179383	.0026741
	Setelah	45	-.014285	.0144322	.0021514
Minus5_Plus5	Sebelum	45	.008786	.0150941	.0022501
	Setelah	45	.014304	.0188774	.0028141
Minus4_Plus4	Sebelum	45	.003475	.0152846	.0022785
	Setelah	45	.011438	.0203694	.0030365
Minus3_Plus3	Sebelum	45	.008107	.0231757	.0034548
	Setelah	45	-.002327	.0148782	.0022179
Minus2_Plus2	Sebelum	45	.028607	.0351868	.0052453
	Setelah	45	-.018332	.0198507	.0029592
Minus1_Plus1	Sebelum	45	.005398	.0161843	.0024126
	Setelah	45	.016488	.0320678	.0047804

Independent Samples Test

	Levene's Test for Equality of Variances		t-test for Equality of Means						
	F	Sig.	t	df	Sig. (2-tailed)	Mean Difference	Std. Error Difference	95% Confidence Interval of the Difference	
								Lower	Upper
Minus7_Plus7	.535	.467	1.620	88	.109	.0052833	.0032622	-.0011996	.0117662

LAMPIRAN 9

**UJI BEDA TRADING VOLUME
ACTIVITY HARIAN SEBELUM
DAN SETELAH PENGUMUMAN**



Group Statistics

	TVA	N	Mean	Std. Deviation	Std. Error Mean
Minus7_Plus7	Sebelum	45	.001891	.0036042	.0005373
	Setelah	45	.001956	.0025041	.0003733
Minus6_Plus6	Sebelum	45	.001344	.0029231	.0004358
	Setelah	45	.002590	.0037114	.0005533
Minus5_Plus5	Sebelum	45	.001475	.0018563	.0002767
	Setelah	45	.003582	.0044937	.0006699
Minus4_Plus4	Sebelum	45	.001794	.0025064	.0003736
	Setelah	45	.002867	.0045911	.0006844
Minus3_Plus3	Sebelum	45	.002218	.0038010	.0005666
	Setelah	45	.001918	.0024168	.0003603
Minus2_Plus2	Sebelum	45	.003692	.0063028	.0009396
	Setelah	45	.002220	.0025319	.0003774
Minus1_Plus1	Sebelum	45	.003646	.0057308	.0008543
	Setelah	45	.006389	.0078369	.0011683

Independent Samples Test

	Levene's Test for Equality of Variances		t-test for Equality of Means							
	F	Sig.	t	df	Sig. (2-tailed)	Mean Difference	Std. Error Difference	95% Confidence Interval of the Difference		
								Lower	Upper	
Minus7_Plus7	.003	.953	-.098	88	.922	-.0000644	.0006542	-.0013646	.0012357	
			-.098	78.450	.922	-.0000644	.0006542	-.0013668	.0012379	
Minus6_Plus6	2.374	.127	1.769	88	.080	-.0012455	.0007043	-.0026451	.0001540	
			1.769	83.420	.081	-.0012455	.0007043	-.0026462	.0001551	

Minus5_Plus5	Equal variances assumed	13.205	.000	2.907	88	.005	-.0021073	.0007248	.0035476	.0006669
	Equal variances not assumed			2.907	58.592	.005	-.0021073	.0007248	.0035578	.0006568
Minus4_Plus4	Equal variances assumed	3.731	.057	1.376	88	.172	-.0010727	.0007797	.0026223	.0004769
	Equal variances not assumed			1.376	68.088	.173	-.0010727	.0007797	.0026286	.0004832
Minus3_Plus3	Equal variances assumed	1.443	.233	.446	88	.657	.0002996	.0006715	.0010347	.0016340
	Equal variances not assumed			.446	74.579	.657	.0002996	.0006715	.0010381	.0016374
Minus2_Plus2	Equal variances assumed	5.216	.025	1.454	88	.149	.0014725	.0010125	.0005398	.0034847
	Equal variances not assumed			1.454	57.841	.151	.0014725	.0010125	.0005545	.0034994
Minus1_Plus1	Equal variances assumed	3.173	.078	1.896	88	.061	-.0027438	.0014473	.0056200	.0001324
	Equal variances not assumed			1.896	80.593	.062	-.0027438	.0014473	.0056236	.0001361

LAMPIRAN 10

**UJI BEDA INDEPENDENT T TEST
RETURN SAHAM**



Group Statistics

Kategori	N	Mean	Std. Deviation	Std. Error Mean
Sebelum	7	.008880	.0097347	.0036794
Setelah	7	.001822	.0139194	.0052610

Independent Samples Test

	Levene's Test for Equality of Variances		t-test for Equality of Means						
	F	Sig.	t	df	Sig. (2-tailed)	Mean Difference	Std. Error Difference	95% Confidence Interval of the Difference	
								Lower	Upper
Return Equal variances assumed	2.316	.154	1.099	12	.293	.0070575	.0064200	.0069305	.0210454
Return Equal variances not assumed			1.099	10.736	.296	.0070575	.0064200	.0071153	.0212302



LAMPIRAN 11

**UJI BEDA INDEPENDENT T TEST
TRADING VOLUME ACTIVITY**

Group Statistics

	Kategori	N	Mean	Std. Deviation	Std. Error Mean
TVA	Sebelum	7	.002294	.0009810	.0003708
	Setelah	7	.003075	.0015728	.0005945

Independent Samples Test

	Levene's Test for Equality of Variances		t-test for Equality of Means						
	F	Sig.	t	df	Sig. (2-tailed)	Mean Difference	Std. Error Difference	95% Confidence Interval of the Difference	
								Lower	Upper
TVA	.497	.494	1.114	12	.287	-.0007802	.0007006	-.0023067	.0007463
			1.114	10.054	.291	-.0007802	.0007006	-.0023402	.0007797