

LAMPIRAN

Lampiran 1

Daftar Sampel Perusahaan Tahun 2012

NO.	NAMA PERUSAHAAN
1	<u>Selamat Sempurna, Tbk. (SMSM)</u>
2	<u>Weha Transportasi Indonesia, Tbk. (WEHA)</u>
3	<u>Lautan Luas, Tbk. (LTLS)</u>
4	<u>Adhi Karya (Persero), Tbk. (ADHI)</u>
5	<u>Waskita Karya (Persero) (WSKT)</u>
6	<u>Global Mediacom, Tbk. (BMTR)</u>
7	<u>Surya Citra Televisi (SCMA)</u>
8	<u>Radiant Utama Interinsco (RUIS)</u>
9	<u>Pembangunan Jaya Ancol, Tbk. (PJAA)</u>
10	<u>Matahari Putra Prima, Tbk. (MPPA)</u>
11	<u>Mitra Adiperkasa, Tbk. (MAPI)</u>
12	<u>Eagle High Plantations, Tbk. (BWPT)</u>
13	<u>Sinar Mas Agro Resources and Technology, Tbk. (SMAR)</u>
14	<u>Tunas Baru Lampung, Tbk. (TBLA)</u>
15	<u>Japfa Comfeed Indonesia, Tbk. (JPFA)</u>
16	<u>Agung Podomoro Land, Tbk. (APLN)</u>
17	<u>Bakrieland Development, Tbk. (ELTY)</u>
18	<u>Bumi Serpong Damai, Tbk. (BSDE)</u>
19	<u>Duta Pertiwi, Tbk. (DUTI)</u>
20	<u>Modernland Realty, Tbk. (MDLN)</u>
21	<u>Surya Semesta Internusa, Tbk. (SSIA)</u>
22	<u>Bakrie Telecom, Tbk. (BTEL)</u>
23	<u>Indosat, Tbk. (ISAT)</u>
24	<u>Trikonsel Oke, Tbk (TRIO)</u>
25	<u>XL Axiata, Tbk. (EXCL)</u>
26	<u>Bank CIMB Niaga, Tbk. (BNGA)</u>
27	<u>Bank Danamon Indonesia, Tbk. (BDMN)</u>
28	<u>Bank ICB Bumiputera, Tbk. / Bank MNC (BABP)</u>
29	<u>Bank Pan Indonesia, Tbk. (PNBN)</u>
30	<u>Bank Pembangunan Daerah Jawa Barat dan Banten, Tbk. (BJBR)</u>
31	<u>Bank Tabungan Negara (Persero), Tbk. (BBTN)</u>
32	<u>Bank Victoria International, Tbk. (BVIC)</u>

33	Bank Woori Saudara Indonesia 1906, Tbk. (SDRA)
34	Adira Dinamika Multi Finance, Tbk. (ADMF)
35	Clipan Finance Indonesia, Tbk. (CFIN)
36	Verena Multi Finance, Tbk. (VRNA)

Daftar Sampel Perusahaan Tahun 2013

NO	Nama Perusahaan
1	Selamat Sempurna, Tbk. (SMSM)
2	Weha Transportasi Indonesia, Tbk. (WEHA)
3	AKR Corporindo, Tbk. (AKRA)
4	Lautan Luas, Tbk. (LTLS)
5	Adhi Karya (Persero), Tbk. (ADHI)
6	Pembangunan Perumahan (Persero) (PTPP)
7	Waskita Karya (Persero) (WSKT)
8	Indofood Sukses Makmur, Tbk. (INDF)
9	Mayora Indah, Tbk. (MYOR)
10	Nippon Indosari Corpindo, Tbk. (ROTI)
11	Tiga Pilar Sejahtera Food, Tbk. (AISA)
12	Global Mediacom, Tbk. (BMTR)
13	Gunawan Dianjaya Steel, Tbk. (GDST)
14	Radiant Utama Interinsco (RUIS)
15	Pembangunan Jaya Ancol, Tbk. (PJAA)
16	Fastfood Indonesia, Tbk. (FAST)
17	Mitra Adiperkasa, Tbk. (MAPI)
18	Eagle High Plantations, Tbk. (BWPT)
19	Sinar Mas Agro Resources and Technology, Tbk. (SMAR)
20	Tunas Baru Lampung, Tbk. (TBLA)
21	Japfa Comfeed Indonesia, Tbk. (JPFA)
22	Agung Podomoro Land, Tbk. (APLN)
23	Bakrieland Development, Tbk. (ELTY)
24	Bumi Serpong Damai, Tbk. (BSDE)
25	Duta Anggada Realty, Tbk. (DART)
26	Intiland Development, Tbk. (DILD)
27	Perdana Gapuraprima, Tbk. (GPRA)
28	Summarecon Agung, Tbk. (SMRA)
29	Surya Semesta Internusa, Tbk. (SSIA)
30	Telekomunikasi Indonesia, Tbk. (TLKM)

31	Jasa Marga (Persero), Tbk.	(JSMR)
32	Bank Capital Indonesia, Tbk.	(BACA)
33	Bank ICB Bumiputera, Tbk. / Bank MNC	(BABP)
34	Bank Tabungan Negara (Persero), Tbk.	(BBTN)
35	Bank Victoria International, Tbk.	(BVIC)
36	Bank Woori Saudara Indonesia 1906, Tbk.	(SDRA)
37	Adira Dinamika Multi Finance, Tbk.	(ADMF)
38	Batavia Prosperindo Finance, Tbk.	(BPFI)
39	Buana Finance, Tbk.	(BBLD)
40	Clipan Finance Indonesia, Tbk.	(CFIN)
41	MNC Kapital Indonesia, Tbk.	(BCAP)

Daftar Sampel Perusahaan Tahun 2014

NO	Nama Perusahaan	
1	Selamat Sempurna, Tbk.	(SMSM)
2	Express Transindo Utama, Tbk.	(TAXI)
3	Weha Transportasi Indonesia, Tbk.	(WEHA)
4	AKR Corporindo, Tbk.	(AKRA)
5	Lautan Luas, Tbk.	(LTLS)
6	Adhi Karya (Persero), Tbk.	(ADHI)
7	Pembangunan Perumahan (Persero)	(PTPP)
8	Waskita Karya (Persero)	(WSKT)
9	Indofood Sukses Makmur, Tbk.	(INDF)
10	Mayora Indah, Tbk.	(MYOR)
11	Nippon Indosari Corpindo, Tbk.	(ROTI)
12	Global Mediacom, Tbk.	(BMTR)
13	Radiant Utama Interinsco	(RUIS)
14	Pembangunan Jaya Ancol, Tbk.	(PJAA)
15	Fastfood Indonesia, Tbk.	(FAST)
16	Matahari Putra Prima, Tbk.	(MPPA)
17	Mitra Adiperkasa, Tbk.	(MAPI)
18	Eagle High Plantations, Tbk.	(BWPT)
19	Sinar Mas Agro Resources and Technology, Tbk.	(SMAR)
20	Tunas Baru Lampung, Tbk.	(TBLA)
21	Japfa Comfeed Indonesia, Tbk.	(JPFA)
22	Agung Podomoro Land, Tbk.	(APLN)
23	Bumi Serpong Damai, Tbk.	(BSDE)
24	Duta Anggada Realty, Tbk.	(DART)

25	Perdana Gapuraprima, Tbk.	(GPRA)
26	Summarecon Agung, Tbk.	(SMRA)
27	Surya Semesta Internusa, Tbk.	(SSIA)
28	Indosat, Tbk.	(ISAT)
29	Telekomunikasi Indonesia, Tbk.	(TLKM)
30	Jasa Marga (Persero), Tbk.	(JSMR)
31	Panorama Sentrawisata, Tbk.	(PANR)
32	Bank Capital Indonesia, Tbk.	(BACA)
33	Bank CIMB Niaga, Tbk.	(BNGA)
34	Bank ICB Bumiputera, Tbk. / Bank MNC	(BABP)
35	Bank Maybank Indonesia, Tbk.	(BNII)
36	Bank OCBC NISP, Tbk.	(NISP)
37	Bank Pembangunan Daerah Jawa Barat dan Banten, Tbk. (BJBR)	
38	Bank Woori Saudara Indonesia 1906, Tbk.	(SDRA)
39	Adira Dinamika Multi Finance, Tbk.	(ADMF)
40	Batavia Prosperindo Finance, Tbk.	(BPF)
41	Buana Finance, Tbk.	(BBLD)
42	Clipan Finance Indonesia, Tbk.	(CFIN)
43	Intan Baruprana Finance	(IBFN)
44	Verena Multi Finance, Tbk.	(VRNA)
45	MNC Kapital Indonesia, Tbk.	(BCAP)

Daftar Sampel Perusahaan Tahun 2015

NO	Nama Perusahaan
1	Selamat Sempurna, Tbk. (SMSM)
2	Weha Transportasi Indonesia, Tbk. (WEHA)
3	AKR Corporindo, Tbk. (AKRA)
4	Lautan Luas, Tbk. (LTLS)
5	Adhi Karya (Persero), Tbk. (ADHI)
6	Pembangunan Perumahan (Persero) (PTPP)
7	Waskita Karya (Persero) (WSKT)
8	Indofood Sukses Makmur, Tbk. (INDF)
9	Mayora Indah, Tbk. (MYOR)

10	Nippon Indosari Corpindo, Tbk.	(ROTI)
11	Global Mediacom, Tbk.	(BMTR)
12	Radiant Utama Interinsco	(RUIS)
13	Pembangunan Jaya Ancol, Tbk.	(PJAA)
14	Fastfood Indonesia, Tbk.	(FAST)
15	Mitra Adiperkasa, Tbk.	(MAPI)
16	Eagle High Plantations, Tbk.	(BWPT)
17	Sinar Mas Agro Resources and Technology, Tbk.	(SMAR)
18	Tunas Baru Lampung, Tbk.	(TBLA)
19	Bumi Serpong Damai, Tbk.	(BSDE)
20	Duta Anggada Realty, Tbk.	(DART)
21	Modernland Realty, Tbk.	(MDLN)
22	Perdana Gapuraprima, Tbk.	(GPRA)
23	Summarecon Agung, Tbk.	(SMRA)
24	Surya Semesta Internusa, Tbk.	(SSIA)
25	Indosat, Tbk.	(ISAT)
26	Telekomunikasi Indonesia, Tbk.	(TLKM)
27	Tiphone Mobile Indonesia, Tbk.	(TELE)
28	Trikomsel Oke, Tbk.	(TRIO)
29	Panorama Sentrawisata, Tbk.	(PANR)
30	Bank Capital Indonesia, Tbk.	(BACA)
31	Bank CIMB Niaga, Tbk.	(BNGA)
32	Bank Maybank Indonesia, Tbk.	(BNII)
33	Bank Pan Indonesia, Tbk.	(PNBN)
34	Bank Rakyat Indonesia (Persero), Tbk.	(BBRI)
35	Adira Dinamika Multi Finance, Tbk.	(ADMF)
36	Batavia Prosperindo Finance, Tbk.	(BPFI)
37	Buana Finance, Tbk.	(BBLD)
38	Intan Baruprana Finance	(IBFN)
39	Mandala Multifinance, Tbk.	(MFIN)
40	Verena Multi Finance, Tbk.	(VRNA)
41	MNC Kapital Indonesia, Tbk.	(BCAP)

Daftar Sampel Perusahaan Tahun 2016

NO.	Nama Perusahaan
1	Selamat Sempurna, Tbk. (SMSM)
2	AKR Corporindo, Tbk. (AKRA)
3	Lautan Luas, Tbk. (LTLS)

4	Pembangunan Perumahan (Persero)	(PTPP)
5	Waskita Karya (Persero)	(WSKT)
6	Indofood Sukses Makmur, Tbk.	(INDF)
7	Nippon Indosari Corpindo, Tbk.	(ROTI)
8	Tiga Pilar Sejahtera Food, Tbk.	(AISA)
9	Global Mediacom, Tbk.	(BMTR)
10	Aneka Tambang, Tbk.	(ANTM)
11	Pembangunan Jaya Ancol, Tbk.	(PJAA)
12	Fastfood Indonesia, Tbk.	(FAST)
13	Mitra Adiperkasa, Tbk.	(MAPI)
14	Sinar Mas Agro Resources and Technology, Tbk.	(SMAR)
15	Tunas Baru Lampung, Tbk.	(TBLA)
16	Japfa Comfeed Indonesia, Tbk.	(JPFA)
17	Agung Podomoro Land, Tbk.	(APLN)
18	Bumi Serpong Damai, Tbk.	(BSDE)
19	Duta Anggada Realty, Tbk.	(DART)
20	Intiland Development, Tbk.	(DILD)
21	PP Properti, Tbk.	(PPRO)
22	Surya Semesta Internusa, Tbk.	(SSIA)
23	Indosat, Tbk.	(ISAT)
24	Telekomunikasi Indonesia, Tbk.	(TLKM)
25	Tiphone Mobile Indonesia, Tbk.	(TELE)
26	Hanson International, Tbk.	(MYRX)
27	Panorama Sentrawisata, Tbk.	(PANR)
28	Bank Capital Indonesia, Tbk.	(BACA)
29	Bank CIMB Niaga, Tbk.	(BNGA)
30	Bank Mandiri (Persero), Tbk.	(BMRI)
31	Bank Maybank Indonesia, Tbk.	(BNII)
32	Bank Permata, Tbk.	(BNLI)
33	Bank Rakyat Indonesia (Persero), Tbk.	(BBRI)
34	Adira Dinamika Multi Finance, Tbk.	(ADMF)
35	Batavia Prosperindo Finance, Tbk.	(BPFI)
36	Buana Finance, Tbk.	(BBLD)
37	Intan Baruprana Finance	(IBFN)
38	Mandala Multifinance, Tbk.	(MFIN)
39	Verena Multi Finance, Tbk.	(VRNA)
40	MNC Kapital Indonesia, Tbk.	(BCAP)

Lampiran 2. Data Sampel Akhir Perusahaan Yang Diolah 2018

NO.	KODE BEI	RATING	KODE	REP	SEC	MAT	LD	ROA	LN TA	LEVERAGE	GROWTH
1	SMSM	AA-	15	0	1	5	0.296132	0.18667592	27.996358	0.43095073	4.433127
2	WEHA	BBB+	11	0	1	3	0.01231	0.01538809	26.677957	0.78973592	0.899017
3	LTLS	A-	12	1	0	5	0.01767	0.03646788	29.030916	0.72044139	0.509198
4	ADHI	A-	12	0	1	7	0.100454	0.02687856	29.694343	0.84998629	2.684624
5	WSKT	A-	12	0	1	5	-0.0245	0.0303637	29.755226	0.76009892	2.159619
6	BMTR	A+	14	1	1	5	0.227887	0.06496878	30.62653	0.28505227	2.344969
7	SCMA	A+	14	1	1	5	0.161462	0.31557195	28.693384	0.24357113	10.02399
8	RUIS	BBB+	11	0	0	5	0.022025	0.02464263	27.793632	0.79777643	0.631063
9	PJAA	A+	14	0	0	5	0.294743	0.07459406	28.501586	0.4514542	0.903768
10	MPPA	A+	14	0	0	5	0.321263	0.02905775	29.738199	0.53240122	1.667454
11	MAPI	AA-	15	1	1	5	0.163733	0.07223849	29.421211	0.63731848	5.080833
12	BWPT	A	13	0	1	5	0.164406	0.05336536	29.222906	0.66085935	3.355759
13	SMAR	AA-	15	0	1	7	0.301195	0.13245522	30.418929	0.44980612	2.104583
14	TBLA	A	13	0	1	5	0.13837	0.04690626	29.279218	0.66147837	1.376316
15	JPFA	A	13	0	0	5	0.088341	0.0980364	30.025365	0.56545936	2.75298
16	APLN	A	13	1	1	5	0.056793	0.05536471	30.352027	0.58218827	1.194748
17	ELTY	B	4	0	1	5	0.064935	-0.0723361	30.354658	0.39850126	0.256452
18	BSDE	A+	14	0	1	7	0.109142	0.08825468	30.44982	0.37149361	1.844114
19	DUTI	BBB+	11	0	1	5	0.265029	0.09303766	29.516917	0.21791314	1.094416
20	MDLN	A-	12	0	1	5	0.079104	0.05672464	29.155319	0.51523241	1.717233
21	SSIA	A	13	0	1	5	0.048319	0.14562307	29.21103	0.65602472	3.042916
22	BTEL	BB	7	0	1	5	-0.34675	-0.3467478	29.834051	0.81905351	0.933596
23	ISAT	AA+	17	1	0	10	0.29015	0.0088257	31.642439	0.64879376	1.807071
24	TRIO	A	13	1	0	5	0.112486	0.06862378	29.307744	0.65557218	2.584962
25	EXCL	AA+	17	1	0	5	0.209458	0.07798398	31.199314	0.56650496	3.161989
26	BNGA	AAA	18	1	0	5	0.045462	0.02152782	32.916316	0.88525593	1.208212
27	BDMN	AA+	17	1	1	5	0.078441	0.02642733	32.679538	0.81556538	1.865838
28	BABP	BBB	10	1	1	5	0.014786	0.00013936	29.637059	0.90397391	1.278222
29	PNBN	AA	16	1	0	5	0.056693	0.01530986	32.633577	0.88139227	0.850959
30	BJBR	AA-	15	1	1	7	0.030027	0.01684485	31.891457	0.91517835	1.693386
31	BBTN	AA	16	1	1	10	0.018559	0.01220593	32.347276	0.90801707	1.445985
32	BVIC	BBB+	11	0	1	7	0.035035	0.01432267	30.294969	0.89763754	0.520736
33	SDRA	BBB+	11	1	0	5	0.02509	0.01559312	29.661969	0.92942027	2.85716
34	ADMF	AA+	17	1	0	5	0.170615	0.05571927	30.868148	0.80221223	1.946079
35	CFIN	A+	14	1	1	3	0.18956	0.06860321	29.210824	0.49526164	0.623997

36	VRNA	A	13	1	1	4	0.044845	0.01692155	28.301634	0.88821061	0.467545
37	SMSM	AA-	15	1	1	5	0.269765	0.19870664	28.162237	0.4079953	4.932331
38	WEHA	BBB+	11	0	1	3	0.002747	0.00343349	26.968423	0.69519117	1.281006
39	AKRA	AA-	15	1	0	7	0.424303	0.08909472	29.563962	1.34157284	3.16574
40	LTLS	A-	12	1	0	5	0.154713	0.02813107	29.142192	0.69325149	0.403972
41	ADHI	A	13	0	1	7	0.097073	0.04176305	29.905306	0.84070887	1.756576
42	PTPP	A	13	0	0	5	0.057141	0.03388621	30.14998	0.84014176	2.830198
43	WSKT	A	13	0	1	5	0.039558	0.04187044	29.804442	0.7287951	1.63674
44	INDF	AA+	17	1	0	5	0.163201	0.04375051	31.988919	0.50862179	1.510194
45	MYOR	AA-	15	0	0	7	0.262115	0.10438053	29.9042	0.59898964	5.97166
46	ROTI	AA-	15	1	0	5	0.21527	0.08669349	28.231334	0.56803492	6.557585
47	AISA	A-	12	0	1	5	0.059945	0.06905799	29.244615	0.53060036	1.775385
48	BMTR	A+	14	1	1	5	0.269133	0.0488691	30.678846	0.36623767	1.999555
49	GDST	BBB	10	0	0	3	-0.07086	0.07711811	27.806232	0.25772956	0.797365
50	RUIS	BBB+	11	0	0	5	0.018671	0.02318963	27.876272	0.79506269	0.564495
51	PJAA	AA-	15	0	0	5	0.308355	0.07236171	28.596894	0.44023783	1.185959
52	FAST	AA	16	1	1	5	0.389653	0.07706182	28.338133	0.45714786	3.443106
53	MAPI	AA-	15	1	1	5	0.173598	0.04198004	29.686208	0.68906368	3.760476
54	BWPT	BBB+	11	1	1	5	0.164726	0.02931765	29.455639	0.6476423	2.639713
55	SMAR	AA	16	0	1	7	0.343615	0.0474218	30.566526	0.63172428	3.251149
56	TBLA	A	13	0	1	5	0.139962	0.01392377	29.457568	0.71291288	1.302375
57	JPFA	A+	14	0	0	5	0.025607	0.0398847	30.33359	0.64834428	2.479191
58	APLN	A	13	1	1	5	0.078867	0.0472665	30.610619	0.63349915	0.611102
59	ELTY	CCC	2	0	0	5	-0.0173	-0.0163954	30.140712	0.41750093	3.036952
60	BSDE	AA-	15	0	1	5	0.130246	0.12872716	30.747738	0.40567053	1.682491
61	DART	A-	12	1	1	5	0.038578	0.03791588	29.193042	0.38624123	0.477647
62	DILD	A	13	0	0	5	0.030743	0.04299877	29.649447	0.45578149	0.79717
63	GPRA	BBB+	11	0	0	3	0.042233	0.07992445	27.918188	0.39900169	0.806293
64	SMRA	A+	14	1	1	5	0.268083	0.04803062	29.722762	0.69415977	4.542951
65	SSIA	A	13	0	0	5	0.104197	0.12848297	29.39129	0.55091159	1.009169
66	TLKM	AAA	18	1	1	10	0.412478	0.15857633	32.482668	0.39489336	2.799132
67	JSMR	AA	16	0	0	15	0.097087	0.0436438	30.976212	0.61690051	2.956658
68	BACA	BBB+	11	0	0	10	0.020499	0.00987173	29.596632	0.87304189	0.614905
69	BABP	BBB	10	1	1	5	-0.01895	-0.01001	29.730984	0.90645482	0.945639
70	BBTN	AA	16	1	1	10	0.024206	0.01190821	32.507515	0.91189296	0.78734
71	BVIC	A-	12	0	1	10	0.036952	0.0136994	30.584438	0.91420657	0.498921
72	SDRA	BBB+	11	1	0	5	0.031871	0.01502398	29.738909	0.92979817	3.533188
73	ADMF	AA+	17	1	0	5	0.032196	0.05508122	31.064828	0.80570755	1.345073
74	BPFI	BBB	10	0	1	3	0.107414	0.04540303	27.406687	0.72382886	1.90326
75	BBLD	A-	12	1	0	5	0.160469	0.03598304	28.958221	0.70740605	1.163616
76	CFIN	A+	17	1	1	3	0.196936	0.06305565	29.435038	0.54478103	0.546083

77	SCAP	BBB	10	0	0	5	0.146275	0.00162932	28.873731	0.7789663	2.387092
78	SMSM	AA-	15	1	1	5	0.368431	0.24013722	28.190065	0.34476844	5.967214
79	TAXI	A	13	0	1	5	0.086732	0.03928092	28.733387	0.70360854	2.812663
80	WEHA	BBB+	11	0	1	3	0.005886	0.00735793	26.891428	0.660475	1.394778
81	AKRA	AA-	15	1	0	5	0.222355	0.05344568	30.325101	0.59699565	2.704856
82	LTLS	A-	12	1	0	5	0.163138	0.04309432	29.171875	0.66638314	0.901436
83	ADHI	A	13	0	1	5	0.124994	0.03123245	29.978473	0.83253048	3.578896
84	PTPP	A	13	0	0	5	0.101863	0.03641786	30.312727	0.83652257	7.24823
85	WSKT	A	13	0	1	5	0.044882	0.0399632	30.160107	0.79438512	5.54493
86	INDF	AA+	17	1	0	5	0.15836	0.05121173	32.084658	0.52025916	1.43755
87	MYOR	AA-	15	0	0	5	0.327058	0.03982319	29.962301	0.50437261	3.664674
88	ROTI	AA-	15	1	1	5	0.239443	0.08800133	28.393178	0.55195077	7.301773
89	BMTR	A+	14	1	0	5	0.234835	0.05085737	30.8644	0.37416152	1.274559
90	RUIS	BBB+	11	0	0	5	0.120771	0.04406783	27.865415	0.75431399	0.53799
91	PJAA	AA-	15	0	0	5	0.317532	0.80182319	28.698143	0.44685243	1.766169
92	FAST	AA	16	1	1	5	0.416397	0.07030596	28.402348	0.44828205	3.511496
93	MPPA	AA-	15	0	0	5	0.386385	0.09507757	29.393523	0.51106916	5.757384
94	MAPI	AA-	15	1	1	5	0.185573	0.00843439	29.792754	0.69958713	3.228472
95	BWPT	BBB+	11	1	1	5	0.008063	0.01188278	30.427072	0.57589995	1.81527
96	SMAR	AA-	15	0	1	7	0.183933	0.06927159	30.689399	0.62682572	2.927859
97	TBLA	A	13	0	1	5	0.123428	0.0595628	29.622778	0.66612084	1.648392
98	JPFA	A+	14	0	0	5	0.138767	0.02446573	30.386591	0.66369994	1.914461
99	APLN	A	13	1	1	5	0.096281	0.04153896	30.795914	0.64270757	0.811519
100	BSDE	AA-	15	0	1	7	0.190828	0.14201148	30.968026	0.34339397	1.795074
101	DART	A-	12	1	1	5	0.176772	0.07979803	29.263057	0.36514371	0.657918
102	GPRA	BBB+	11	0	0	3	0.171351	0.06036011	28.048136	0.41356123	1.43682
103	SMRA	A+	14	1	1	5	0.192679	0.09022153	30.364024	0.61037779	3.659664
104	SSIA	A	13	0	1	5	0.243825	0.08570514	29.421613	0.49290839	1.656669
105	ISAT	AAA	18	1	0	10	0.244327	-0.0348893	31.60611	0.73343343	1.55026
106	TLKM	AAA	18	1	1	10	0.030245	0.15221264	32.579036	0.3887292	3.353173
107	JSMR	AA	16	0	0	15	0.098587	0.03814846	31.092308	0.64137691	4.196063
108	PANR	A-	12	0	1	5	0.068624	0.03550396	28.143687	0.73225746	1.296472
109	BACA	BBB+	11	0	0	10	0.023717	0.00805575	29.855837	0.89470206	0.624117
110	BNGA	AAA	18	1	1	5	0.010052	0.01005239	33.082756	0.87799194	0.730289
111	BABP	BBB	10	1	1	5	-0.01641	-0.0057846	29.874945	0.86908436	1.012571
112	BNII	AAA	18	1	1	5	0.037458	0.00497025	32.59609	0.89777974	0.952225
113	NISP	AAA	18	1	0	5	0.012918	0.01291836	32.266945	0.85544301	1.036194
114	BJBB	AA-	15	1	1	7	0.026923	0.01476906	31.959601	0.90659374	0.989257
115	SDRA	A-	12	1	1	5	0.08994	0.00840229	30.430299	0.76240989	0.67566
116	ADMF	AAA	18	1	0	5	0.198757	0.02646665	31.029912	0.86410122	1.770099
117	BPFI	BBB	10	0	1	3	0.110566	0.03815981	27.696277	0.59235249	1.592766

118	BBLD	A-	12	1	0	5	0.192744	0.03090591	28.908297	0.69204406	2.793669
119	CFIN	A+	14	1	1	3	0.227545	0.05993073	29.524284	0.50956181	0.53706
120	IBFN	BBB+	11	1	0	5	0.010279	0.01998087	28.743046	0.81426097	0.321562
121	VRNA	A-	12	1	1	4	0.072199	0.01119199	28.397191	0.8703266	0.287319
122	BCAP	BBB	10	1	0	5	0.032771	0.0018765	30.340083	0.74234472	1.029575
123	SMSM	AA	16	1	0	5	0.355458	0.20778584	28.428577	0.3512712	4.758086
124	WEHA	BBB+	11	0	1	3	0.009787	-0.1112012	26.606106	0.64165461	0.992683
125	AKRA	AA-	15	1	0	5	0.253233	0.06963968	30.352522	0.52074503	3.888774
126	LTLS	A-	12	1	0	5	0.162722	0.00631002	29.316184	0.69969944	0.481594
127	ADHI	A	13	0	1	5	0.083456	0.02774439	30.45008	0.69201645	1.476177
128	PTPP	A	13	0	0	5	0.074074	0.04420365	30.582217	0.73238943	3.665594
129	WSKT	A	13	0	1	5	0.048062	0.03456354	31.042469	0.67982531	2.335694
130	INDF	AA+	17	1	0	5	0.170094	0.03519176	32.150977	0.53042713	1.053734
131	MYOR	AA-	15	0	0	7	0.31211	0.11022344	30.059597	0.54204442	5.25129
132	ROTI	AA-	15	1	1	5	0.251022	0.09996539	28.626612	0.56082305	5.387363
133	BMTR	A+	14	1	0	3	0.010686	0.01069897	30.907871	0.42267444	1.021175
134	RUIS	BBB+	11	0	0	5	0.179175	0.03781163	27.718807	0.69002724	0.489194
135	PJAA	AA-	15	0	0	5	0.338143	0.09245741	28.772111	0.42861452	1.811536
136	FAST	AA	16	1	1	5	0.368147	0.04545426	28.468501	0.51746385	2.057919
137	MAPI	AA-	15	1	1	5	0.175027	0.0031736	29.880515	0.68628798	2.11761
138	BWPT	BBB+	11	1	1	5	0.006375	-0.0102725	30.502257	0.62325294	0.653922
139	SMAR	AA-	15	0	1	7	0.219022	-0.0161122	30.807282	0.6818049	0.158248
140	TBLA	A	13	0	1	5	0.136595	0.0216273	29.859289	0.68994542	0.946497
141	BSDE	AA-	15	0	1	7	0.253573	0.0671398	31.187002	0.39761862	1.642156
142	DART	A-	12	1	1	5	0.21373	0.03097043	29.378456	0.40270282	0.384839
143	MDLN	A	13	0	1	5	0.233505	0.06800722	30.183824	0.52834751	0.966238
144	GPRA	BBB+	11	0	0	3	0.210818	0.04630553	28.084752	0.3982683	0.898466
145	SMRA	A+	14	1	0	5	0.210913	0.05672593	30.562655	0.59859022	3.161352
146	SSIA	A	13	0	1	5	0.264812	0.05928013	29.497258	0.48359544	1.007865
147	ISAT	AAA	18	1	0	10	0.199329	-0.0210058	31.645393	0.76053085	2.253241
148	TLKM	AAA	18	1	1	30	0.380549	0.14031762	32.744051	0.43776666	3.350002
149	TELE	A	13	0	1	3	0.11861	0.05199379	29.595152	0.60505642	1.947521
150	TRIO	D	1	0	0	5	0.02691	-10.749068	27.414108	8.91180124	-0.96441
151	PANR	A-	12	0	1	5	0.024835	0.02900719	28.188338	0.76331472	1.306721
152	BACA	BBB+	11	0	0	10	0.00616	0.00746949	30.129107	0.91336467	1.233891
153	BNGA	AAA	18	1	1	5	0.083034	0.00179144	33.106854	0.87992683	0.516182
154	BNII	AAA	18	1	1	7	0.004409	0.00759882	32.644932	0.89953489	0.758547
155	PNBN	AA	16	1	0	5	0.090771	0.00856182	32.841166	0.83177087	0.634511
156	BBRI	AAA	18	1	0	5	0.100871	0.02892763	34.409153	0.87121609	2.466487
157	ADMF	AAA	18	1	0	5	0.014279	0.02396284	30.954048	0.84282162	0.795727
158	BPFI	BBB	10	0	1	3	0.041492	0.04251912	27.612575	0.49148691	1.635307

159	BBLD	A-	12	1	0	5	0.222429	0.01959401	28.782512	0.65745583	1.898817
160	IBFN	BBB+	11	1	0	5	0.047889	0.00019963	28.781856	0.82002682	1.060017
161	MFIN	A	13	1	1	3	0.271282	0.05365755	29.156021	0.65302806	0.723006
162	VRNA	A-	12	1	1	4	0.094713	0.00127695	28.269901	0.84989743	0.560293
163	BCAP	BBB	10	1	0	5	0.001357	-0.0022299	30.596019	0.73167853	1.518371
164	SMSM	AA	16	1	0	5	0.54099	0.22272723	28.444056	0.29922962	3.571712
165	AKRA	AA-	15	1	0	5	0.345008	0.06840697	30.121339	0.48698135	3.224572
166	LTLS	A-	12	1	0	5	0.250736	0.02038347	29.364155	0.70326808	0.390229
167	PTPP	A+	14	0	0	5	0.065475	0.03686615	31.072489	0.65433233	1.630924
168	WSKT	A-	12	0	1	5	0.029379	0.0295167	31.748841	0.72693254	2.063585
169	INDF	AA+	17	1	0	5	0.204776	0.05905092	32.039866	0.46526702	1.583583
170	ROTI	AA-	15	1	1	5	0.313417	0.09582595	28.702482	0.50584615	1.7188
171	AISA	A-	12	0	1	5	0.032262	0.07771623	29.856135	0.27060556	0.927405
172	BMTR	A+	14	0	0	3	0.081937	0.08305707	30.83476	0.43503328	0.627671
173	ANTM	BBB+	11	1	0	10	0.319965	0.00216154	31.031603	0.38599558	1.168341
174	PJAA	AA-	15	0	0	5	0.330445	0.04083625	28.957712	0.51490308	1.767944
175	FAST	AA	16	1	1	5	0.354741	0.06695796	28.577965	0.52548619	2.4466
176	MAPI	AA-	15	1	1	5	0.158854	0.01951391	29.999716	0.70014238	2.798181
177	SMAR	A+	14	0	1	7	0.191885	0.09944142	30.894542	0.60983608	1.224974
178	TBLA	A-	12	0	1	5	0.107195	0.04929862	30.164474	0.72844839	1.546074
179	JPFA	A	13	0	0	5	0.016032	0.11280479	30.588585	0.51311873	1.771298
180	APLN	A-	12	1	1	5	0.148557	0.03654865	30.877977	0.61221294	0.431781
181	BSDE	AA-	15	0	1	5	0.280152	0.05321025	31.276267	0.36402444	1.387019
182	DART	BBB+	11	1	1	5	0.23174	0.03163004	29.433763	0.40270443	0.312115
183	DILD	A-	12	0	1	5	0.096402	0.02511394	30.10251	0.5728503	1.024805
184	PPRO	A-	12	0	0	5	0.047409	0.04139617	29.808755	0.66374175	6.435636
185	SSIA	A	13	0	1	5	0.237889	0.01401648	29.60447	0.5340628	0.609098
186	ISAT	AAA	18	1	0	10	0.191401	0.0250922	31.559679	0.72113532	2.472214
187	TLKM	AAA	18	1	1	30	0.392276	0.16241767	32.821815	0.41237452	3.735576
188	TELE	A	13	0	1	3	0.140139	0.0570725	29.737041	0.60983867	1.915761
189	MYRX	BBB	10	1	0	1	-0.13407	0.00809166	29.760475	0.28493215	0.009693
190	PANR	A-	12	0	1	5	0.02134	0.00127489	28.454935	0.6690591	0.994236
191	BACA	BBB+	11	0	0	5	0.027663	0.00657804	30.284785	0.90743988	1.091459
192	BNGA	AAA	18	1	1	5	0.08387	0.0085346	33.118188	0.85839559	0.614595
193	BMRI	AAA	18	1	1	10	0.0859	0.01410424	34.576752	0.79383376	1.261211
194	BNII	AAA	18	1	1	7	0.006492	0.01168714	32.747091	0.88437056	1.183164
195	BNLI	AAA	18	1	0	3	0.027423	-0.0391662	32.740159	0.88346586	0.636336
196	BBRI	AAA	18	1	0	5	0.106345	0.02613275	34.542414	0.85372051	1.942152
197	ADMF	AAA	18	1	0	5	0.153284	0.0364847	30.951191	0.8200907	1.356184
198	BPFI	BBB	10	0	1	3	0.040229	0.03268402	27.667933	0.51445256	1.350351
199	BBLD	BBB+	11	1	0	5	0.183729	0.01472043	28.919989	0.69664027	1.248283

200	IBFN	BBB-	9	1	0	5	0.062128	-0.098079	28.521548	0.86048137	1.633893
201	MFIN	A	13	1	1	3	0.349942	0.071664	28.901409	0.49093027	0.02297
202	VRNA	A-	12	1	1	4	0.101559	0.00361158	28.213498	0.83985108	0.520671
203	BCAP	BBB	10	1	0	5	0.020258	-0.0017528	30.731835	0.71168196	1.264551



Lampiran 3

Hasil Uji Normalitas

Explore

Tests of Normality

	Kolmogorov-Smirnov ^a			Shapiro-Wilk		
	Statistic	df	Sig.	Statistic	df	Sig.
Unstandardized Residual	.063	203	.052	.932	203	.000


a. Lilliefors Significance Correction

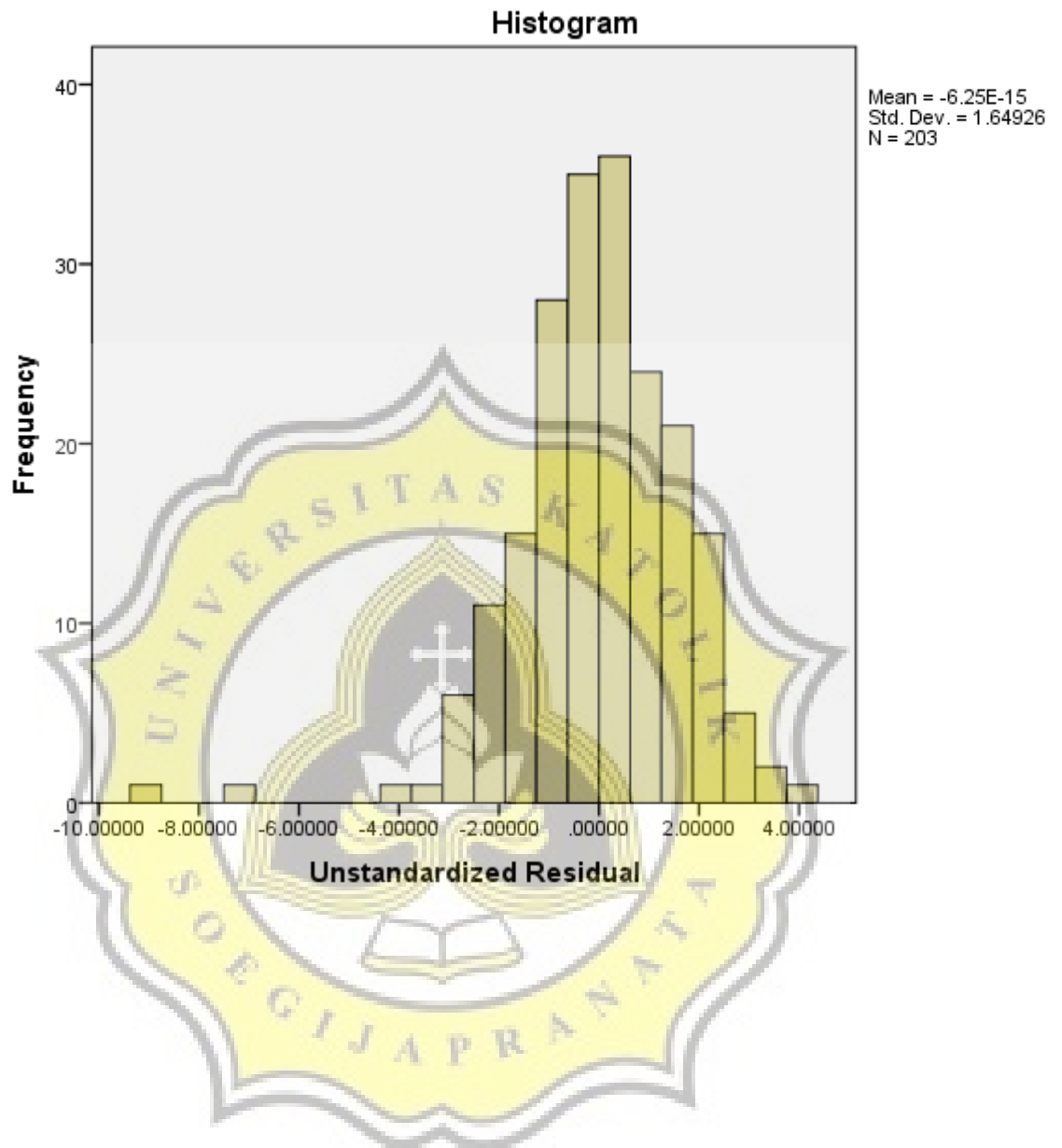
Unstandardized Residual

Unstandardized Residual Stem-and-Leaf Plot

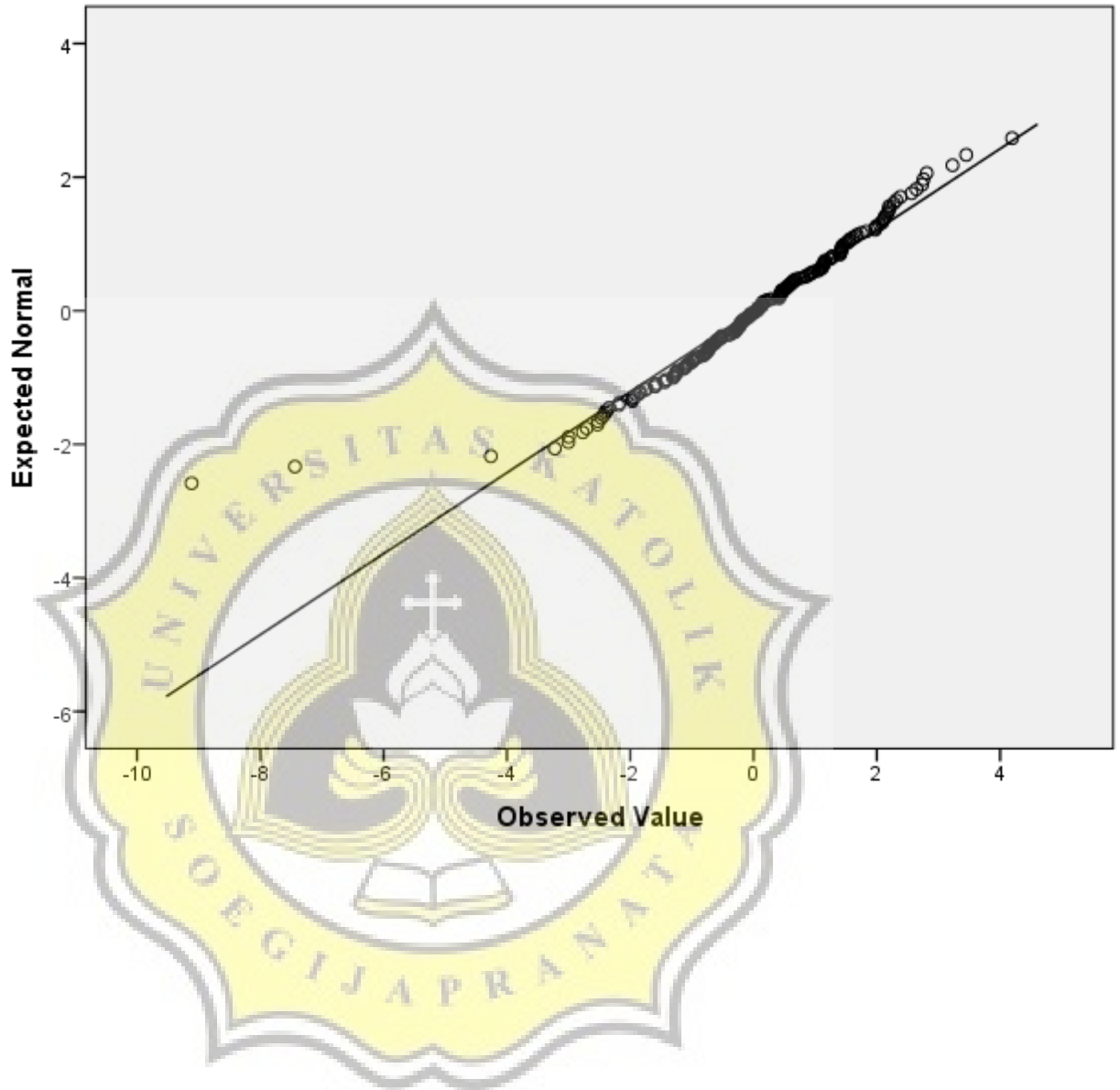
Frequency	Stem &	Leaf
3.00	Extremes	(= -4.3)
2.00	-3 .	02
5.00	-2 .	55779
7.00	-2 .	1133444
11.00	-1 .	55577888999
17.00	-1 .	00001112222223444
27.00	-0 .	555556666677777778889999
27.00	-0 .	00000011111122222222233334
28.00	0 .	0000000111111122244444444444
20.00	0 .	5555566666678889999
25.00	1 .	00011111111222234444444444
11.00	1 .	55566678999
12.00	2 .	001111112233
5.00	2 .	56778
2.00	3 .	24
1.00	Extremes	(> $=4.2$)

Stem width: 1.00000
Each leaf: 1 case(s)

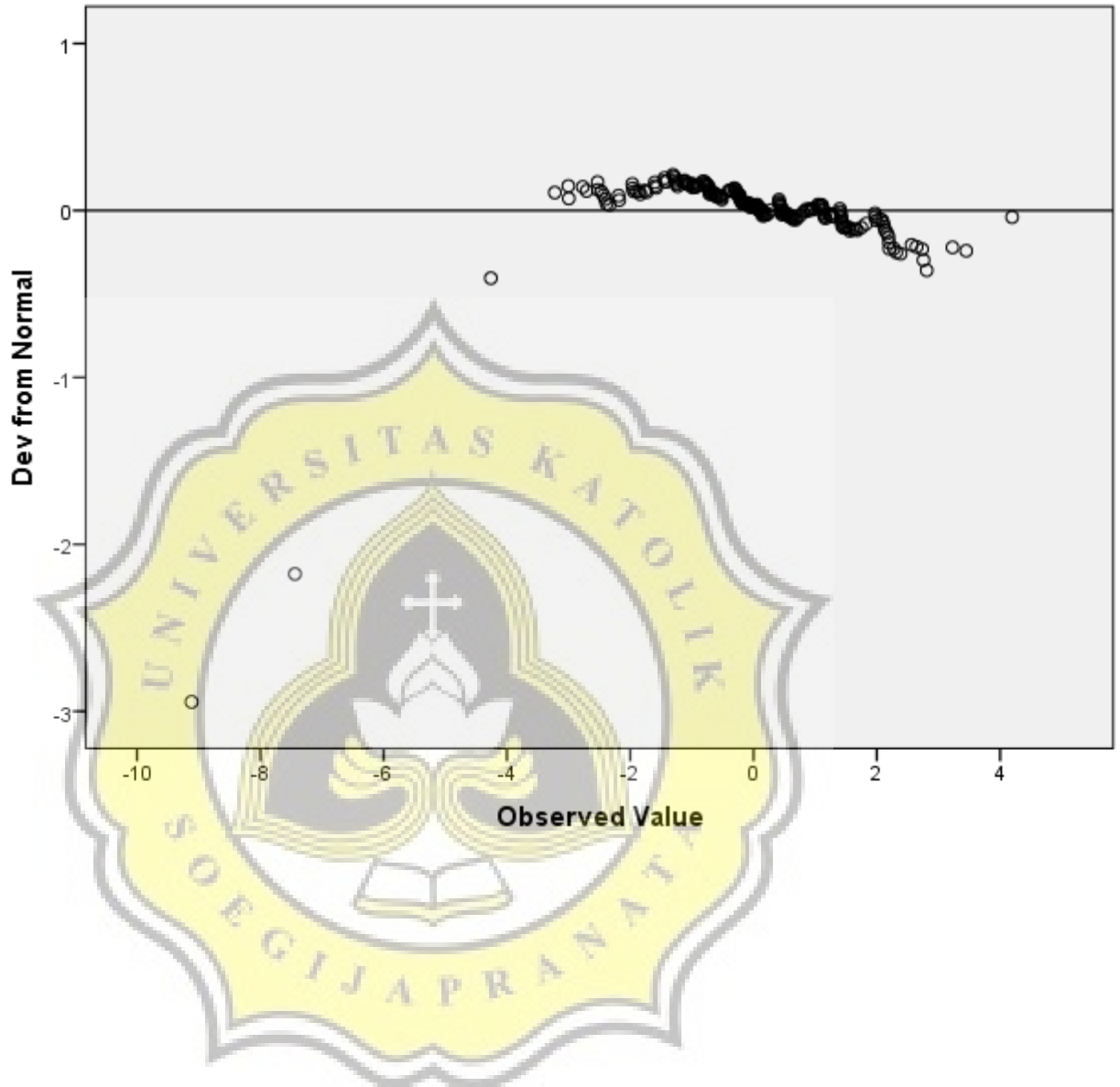


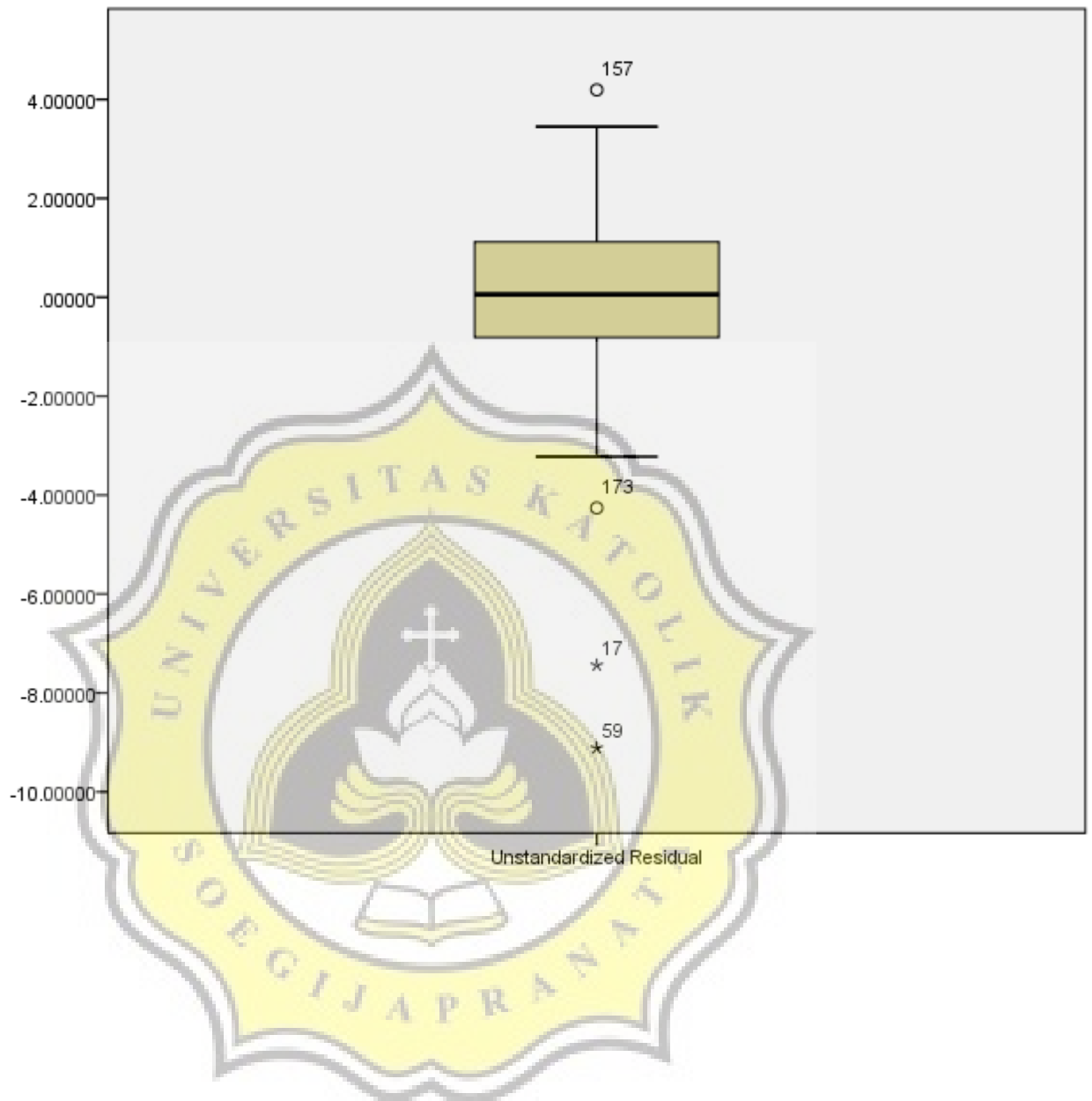


Normal Q-Q Plot of Unstandardized Residual



Detrended Normal Q-Q Plot of Unstandardized Residual





Lampiran 4

Hasil Uji Autokorelasi

Regression

Variables Entered/Removed^a

Model	Variables Entered	Variables Removed	Method
1	GROWTH, SECURE, REPUTATION, LD, MATURITY, LEVERAGE, LnSize, ROA ^b		Enter

a. Dependent Variable: RATING_BOND

b. All requested variables entered.

Model Summary^b

Model	R	R Square	Adjusted R Square	Std. Error of the Estimate	Durbin-Watson
1	.804 ^a	.646	.632	1.69173	2.036

a. Predictors: (Constant), GROWTH, SECURE, REPUTATION, LD, MATURITY, LEVERAGE, LnSize, ROA

b. Dependent Variable: RATING_BOND

ANOVA^a

Model		Sum of Squares	df	Mean Square	F	Sig.
1	Regression	1015.252	8	126.906	44.342	.000 ^b
	Residual	555.221	194	2.862		
	Total	1570.473	202			

a. Dependent Variable: RATING_BOND

b. Predictors: (Constant), GROWTH, SECURE, REPUTATION, LD, MATURITY, LEVERAGE, LnSize, ROA

Coefficients^a

Model	Unstandardized Coefficients		Standardized Coefficients	t	Sig.
	B	Std. Error	Beta		
(Constant)	-19.007	2.767		-6.868	.000
REPUTATION	.558	.260	.100	2.147	.033
SECURE	.156	.242	.028	.645	.519
MATURITY	-.049	.044	-.054	-1.101	.272
1 LD	10.160	1.105	.643	9.198	.000
ROA	2.947	.296	.805	9.945	.000
LnSize	1.044	.095	.566	11.041	.000
LEVERAGE	1.539	.446	.203	3.451	.001
GROWTH	.196	.075	.118	2.604	.010

a. Dependent Variable: RATING_BOND

Residuals Statistics ^a					
	Minimum	Maximum	Mean	Std. Deviation	N
Predicted Value	.7023	18.8932	13.5369	2.24187	203
Residual	-9.23045	4.28099	.00000	1.65790	203
Std. Predicted Value	-5.725	2.389	.000	1.000	203
Std. Residual	-5.456	2.531	.000	.980	203

a. Dependent Variable: RATING_BOND

Lampiran 5

Hasil Uji Multikolinearitas

Regression

Variables Entered/Removed^a

Model	Variables Entered	Variables Removed	Method
1	GROWTH, SECURE, REPUTATION, LD, MATURITY, LEVERAGE, LnSize, ROA ^b		Enter

a. Dependent Variable: RATING_BOND

b. All requested variables entered.

Model Summary^b

Model	R	R Square	Adjusted R Square	Std. Error of the Estimate
1	.804 ^a	.646	.632	1.69173

a. Predictors: (Constant), GROWTH, SECURE, REPUTATION, LD, MATURITY, LEVERAGE, LnSize, ROA

b. Dependent Variable: RATING_BOND

ANOVA^a

Model		Sum of Squares	df	Mean Square	F	Sig.
1	Regression	1015.252	8	126.906	44.342	.000 ^b
	Residual	555.221	194	2.862		
	Total	1570.473	202			

a. Dependent Variable: RATING_BOND

b. Predictors: (Constant), GROWTH, SECURE, REPUTATION, LD, MATURITY, LEVERAGE, LnSize, ROA

Coefficients^a

Model		Unstandardized Coefficients		Standardized Coefficients	t	Sig.	Collinearity Statistics	
		B	Std. Error	Beta			Tolerance	VIF
1	(Constant)	-19.007	2.767		-6.868	.000		
	REPUTATION	.558	.260	.100	2.147	.033	.842	1.197
	SECURE	.156	.242	.028	.645	.519	.977	1.023
	MATURITY	-.049	.044	-.054	-1.101	.272	.760	1.317
	LD	10.160	1.105	.643	9.198	.000	.372	2.688
	ROA	2.947	.296	.805	9.945	.000	.278	3.593
	LnSize	1.044	.095	.566	11.041	.000	.692	1.444
	LEVERAGE	1.539	.446	.203	3.451	.001	.529	1.889
	GROWTH	.196	.075	.118	2.604	.010	.885	1.129

a. Dependent Variable: RATING_BOND

Collinearity Diagnostics^a

Model	Dimension	Eigenvalue	Condition Index	Variance Proportions								
				(Constant)	REPUTATION	SECURE	MATURITY	LD	ROA	LnSize	LEVERAGE	GROWTH
1	1	5.783	1.000	.00	.01	.01	.00	.00	.00	.00	.00	.01
	2	1.454	1.994	.00	.00	.00	.00	.04	.13	.00	.01	.00
	3	.492	3.428	.00	.53	.01	.00	.01	.00	.00	.03	.16
	4	.465	3.525	.00	.03	.65	.00	.02	.01	.00	.01	.15
	5	.294	4.434	.00	.05	.08	.00	.08	.01	.00	.20	.64
	6	.265	4.672	.00	.17	.14	.31	.08	.00	.00	.08	.02
	7	.159	6.024	.00	.01	.10	.29	.27	.20	.00	.05	.00
	8	.086	8.187	.00	.12	.00	.23	.46	.66	.00	.62	.01
	9	.001	80.157	1.00	.09	.01	.16	.04	.00	1.00	.01	.00

a. Dependent Variable: RATING_BOND

Residuals Statistics^a

	Minimum	Maximum	Mean	Std. Deviation	N

Predicted Value	.7023	18.8932	13.5369	2.24187	203
Residual	-9.23045	4.28099	.00000	1.65790	203
Std. Predicted Value	-5.725	2.389	.000	1.000	203
Std. Residual	-5.456	2.531	.000	.980	203

a. Dependent Variable: RATING_BOND



Lampiran 6

Hasil Uji Heteroskedastisitas

Regression

Variables Entered/Removed^a

Model	Variables Entered	Variables Removed	Method
1	GROWTH, LEVERAGE, SECURE, LnSize, REPUTATION, MATURITY, LD, ROA ^b	.	Enter

a. Dependent Variable: RES2

b. All requested variables entered.

Model Summary

Model	R	R Square	Adjusted R Square	Std. Error of the Estimate
1	.307 ^a	.094	.035	.63717

a. Predictors: (Constant), GROWTH, LEVERAGE, SECURE, LnSize, REPUTATION, MATURITY, LD, ROA

ANOVA^a

Model		Sum of Squares	df	Mean Square	F	Sig.
1	Regression	5.161	8	.645	1.589	.135 ^b
	Residual	49.530	122	.406		
	Total	54.691	130			

a. Dependent Variable: RES2

b. Predictors: (Constant), GROWTH, LEVERAGE, SECURE, LnSize, REPUTATION, MATURITY, LD, ROA

Coefficients^a

Model	Unstandardized Coefficients		Standardized Coefficients	t	Sig.	
	B	Std. Error	Beta			
	(Constant)	1.434	1.351		1.062	.291
	REPUTATION	.227	.129	.175	1.763	.080
	SECURE	.059	.115	.045	.513	.609
	MATURITY	-.017	.071	-.024	-.236	.814
1	LD	.542	.742	.081	.731	.466
	ROA	-1.185	3.044	-.047	-.389	.698
	LnSize	-.009	.050	-.018	-.177	.860
	LEVERAGE	.522	.319	.209	1.635	.105
	GROWTH	-.047	.069	-.065	-.683	.496

a. Dependent Variable: RES2

