

Laboratorium Psikologi  
Fakultas Psikologi

Jl. Pawiyatan Luhur IV/1 Bendan Duwur Semarang 50234

Telp. 024- 8441555 (hunting) Fax. 024 - 8445265. 8415429

E – mail : [humas@unika.ac.id](mailto:humas@unika.ac.id)



**ANALISIS ITEM**  
(Validitas Item dan Reliabilitas)

**Reliability**

[DataSet0] D:\LAB PSIKOLOGI\DATA Penelitian - Tan Violita Febriana  
S1\DATA Keyakinan Diri (X) - Tan Violita FD.sav

**Scale: KEYAKINAN DIRI**

**Putaran 1**

**Case Processing Summary**

		N	%
Cases	Valid	38	100.0
	Excluded <sup>a</sup>	0	.0
	Total	38	100.0

a. Listwise deletion based on all variables in the procedure.

**Reliability Statistics**

Cronbach's Alpha	N of Items
.785	32

**Item-Total Statistics**

	Scale Mean if Item Deleted	Scale Variance if Item Deleted	Corrected Item-Total Correlation	Cronbach's Alpha if Item Deleted
x1	66.92	48.021	.388	.775
x2	67.00	49.243	<b>.172</b>	.785
x3	67.39	46.083	.551	.766
x4	67.13	48.496	.451	.774
x5	67.03	48.188	.497	.773
x6	67.13	44.766	.684	.759
x7	67.13	46.604	.553	.767
x8	66.97	47.216	.502	.770
x9	66.92	49.264	<b>.234</b>	.781
x10	67.26	45.280	.621	.762
x11	67.29	44.427	.695	.758
x12	66.82	51.722	<b>-.065</b>	.797
x13	66.95	48.538	.411	.775
x14	67.26	48.091	.402	.774
x15	67.13	50.928	<b>.052</b>	.788
x16	67.26	50.848	<b>.040</b>	.790
x17	67.61	48.137	.361	.776
x18	67.58	48.521	.321	.778
x19	67.42	50.521	<b>.110</b>	.786
x20	67.37	51.266	<b>.005</b>	.789
x21	66.76	53.537	<b>-.243</b>	.804
x22	67.00	50.703	<b>.014</b>	.796
x23	67.21	50.279	<b>.095</b>	.788
x24	67.26	50.632	<b>.046</b>	.791
x25	67.13	50.009	<b>.210</b>	.782
x26	67.03	48.945	.376	.777
x27	67.16	47.434	.393	.774
x28	67.16	48.299	.354	.776
x29	67.03	48.999	<b>.257</b>	.780
x30	66.89	48.962	.269	.780
x31	67.29	48.211	.287	.779
x32	67.29	47.400	.371	.775

## Putaran 2

### Scale: KEYAKINAN DIRI

#### Case Processing Summary

		N	%
Cases	Valid	38	100.0
	Excluded <sup>a</sup>	0	.0
	Total	38	100.0

a. Listwise deletion based on all variables in the procedure.

#### Reliability Statistics

Cronbach's Alpha	N of Items
.886	19

#### Item-Total Statistics

	Scale Mean if Item Deleted	Scale Variance if Item Deleted	Corrected Item-Total Correlation	Cronbach's Alpha if Item Deleted
x1	38.13	39.901	.526	.879
x3	38.61	38.245	.661	.874
x4	38.34	40.718	.562	.879
x5	38.24	41.537	.414	.883
x6	38.34	36.934	.807	.869
x7	38.34	39.258	.600	.877
x8	38.18	41.073	.374	.884
x10	38.47	37.932	.676	.874
x11	38.50	37.392	.719	.872
x13	38.16	40.893	.491	.881
x14	38.47	39.878	.559	.878

x17	38.82	41.722	<b>.267</b>	.888
x18	38.79	41.522	.299	.887
x26	38.24	41.753	.377	.884
x27	38.37	38.401	.635	.875
x28	38.37	40.455	.449	.882
x30	38.11	41.989	<b>.239</b>	.888
x31	38.50	39.122	.510	.880
x32	38.50	39.824	.428	.883

Taraf Signifikansi 5%=0.275

### **Putaran 3**

#### **Scale: KEYAKINAN DIRI**

##### **Case Processing Summary**

		N	%
Cases	Valid	38	100.0
	Excluded <sup>a</sup>	0	.0
	Total	38	100.0

a. Listwise deletion based on all variables in the procedure.

##### **Reliability Statistics**

Cronbach's Alpha	N of Items
.891	17

**Item-Total Statistics**

	Scale Mean if Item Deleted	Scale Variance if Item Deleted	Corrected Item- Total Correlation	Cronbach's Alpha if Item Deleted
x1	34.00	35.351	.550	.885
x3	34.47	34.148	.635	.881
x4	34.21	36.387	.545	.886
x5	34.11	37.016	.424	.889
x6	34.21	32.603	.825	.873
x7	34.21	34.657	.637	.882
x8	34.05	36.862	.339	.892
x10	34.34	33.853	.650	.881
x11	34.37	33.104	.726	.878
x13	34.03	36.513	.482	.887
x14	34.34	35.420	.571	.884
x18	34.66	37.474	<b>.239</b>	.895
x26	34.11	37.124	.404	.889
x27	34.24	33.861	.668	.880
x28	34.24	35.807	.483	.887
x31	34.37	34.725	.516	.886
x32	34.37	35.428	.429	.890

Taraf Signifikansi 5%=0.275

## Putaran 4

### Scale: KEYAKINAN DIRI


**Case Processing Summary**

		N	%
Cases	Valid	38	100.0
	Excluded <sup>a</sup>	0	.0
	Total	38	100.0

a. Listwise deletion based on all variables in the procedure.

**Reliability Statistics**

Cronbach's Alpha	N of Items
.895	16



**Item-Total Statistics**

	Scale Mean if Item Deleted	Scale Variance if Item Deleted	Corrected Item- Total Correlation	Cronbach's Alpha if Item Deleted
x1	32.26	33.280	.560	.889
x3	32.74	32.361	.609	.887
x4	32.47	34.418	.532	.890
x5	32.37	34.996	.417	.894
x6	32.47	30.797	.807	.879
x7	32.47	32.688	.634	.886
x8	32.32	34.762	.345	.896
x10	32.61	32.029	.630	.886
x11	32.63	31.212	.719	.882
x13	32.29	34.482	.480	.892
x14	32.61	33.597	.541	.890
x26	32.37	34.942	.427	.893
x27	32.50	31.716	.693	.884
x28	32.50	33.500	.527	.890
x31	32.63	32.617	.531	.890
x32	32.63	33.266	.447	.894

Taraf Signifikansi 5%=0.275

## Scale: KECEMASAN IBU HAMIL DALAM MENGHADAPI PERSALINAN

### Putaran 1


**Case Processing Summary**

		N	%
Cases	Valid	38	100.0
	Excluded <sup>a</sup>	0	.0
	Total	38	100.0

a. Listwise deletion based on all variables in the procedure.

**Reliability Statistics**

Cronbach's Alpha	N of Items
.848	32





**Item-Total Statistics**

	Scale Mean if Item Deleted	Scale Variance if Item Deleted	Corrected Item-Total Correlation	Cronbach's Alpha if Item Deleted
y1	75.97	153.216	<b><u>-.293</u></b>	.855
y2	74.87	143.631	.278	.846
y3	75.00	140.378	.324	.845
y4	75.58	129.494	.719	.831
y5	75.58	131.548	.636	.834
y6	75.68	139.465	.446	.842
y7	76.74	152.199	<b><u>-.224</u></b>	.854
y8	76.03	142.026	.355	.844
y9	75.82	138.695	.471	.841
y10	76.42	151.385	<b><u>-.121</u></b>	.855
y11	75.71	151.779	<b><u>-.153</u></b>	.855
y12	75.76	143.807	.291	.846
y13	76.21	151.900	<b><u>-.188</u></b>	.854
y14	75.84	132.839	.652	.834
y15	76.11	148.799	<b><u>-.005</u></b>	.855
y16	75.76	138.726	.581	.839
y17	75.87	149.198	<b><u>-.009</u></b>	.853
y18	75.95	133.835	.451	.841
y19	75.39	137.056	.536	.839
y20	75.95	143.781	.279	.846
y21	75.74	134.145	.623	.836
y22	75.61	130.678	.626	.834
y23	75.68	137.033	.589	.838
y24	75.66	131.474	.685	.833

y25	75.26	135.172	.601	.837
y26	75.53	154.905	<b><u>-.262</u></b>	.861
y27	75.42	140.467	.420	.842
y28	75.24	134.996	.640	.836
y29	75.74	135.605	.616	.836
y30	76.29	153.184	<b><u>-.217</u></b>	.857
y31	75.76	136.240	.633	.837
y32	75.55	139.065	.454	.841

Taraf Signifikansi 5%=0.275

## Putaran 2

### Scale: KECEMASAN IBU HAMIL DALAM MENGHADAPI PERSALINAN

#### Case Processing Summary

		N	%
Cases	Valid	38	100.0
	Excluded <sup>a</sup>	0	.0
	Total	38	100.0

a. Listwise deletion based on all variables in the procedure.

#### Reliability Statistics

Cronbach's Alpha	N of Items
.912	23

#### Item-Total Statistics

	Scale Mean if Item Deleted	Scale Variance if Item Deleted	Corrected Item- Total Correlation	Cronbach's Alpha if Item Deleted
y2	56.05	163.511	<b>.260</b>	.913
y3	56.18	158.857	.357	.912
y4	56.76	146.348	.785	.902
y5	56.76	148.996	.683	.905
y6	56.87	158.280	.466	.910
y8	57.21	161.792	.338	.912
y9	57.00	157.838	.474	.909
y12	56.95	164.376	<b>.236</b>	.913
y14	57.03	152.243	.627	.906
y16	56.95	157.889	.581	.908
y18	57.13	153.415	.430	.912
y19	56.58	156.575	.517	.909
y20	57.13	164.009	<b>.244</b>	.913
y21	56.92	152.940	.627	.906
y22	56.79	148.765	.647	.906
y23	56.87	155.469	.620	.907
y24	56.84	148.515	.751	.903
y25	56.45	152.849	.657	.906
y27	56.61	159.597	.428	.910
y28	56.42	153.115	.677	.905
y29	56.92	153.210	.679	.905
y31	56.95	154.862	.652	.906
y32	56.74	158.469	.445	.910

Taraf Signifikansi 5%=0.275

### Putaran 3

### Scale: KECEMASAN IBU HAMIL DALAM MENGHADAPI PERSALINAN

#### Case Processing Summary

		N	%
Cases	Valid	38	100.0
	Excluded <sup>a</sup>	0	.0
	Total	38	100.0

a. Listwise deletion based on all variables in the procedure.

#### Reliability Statistics

Cronbach's Alpha	N of Items
.917	20

#### Item-Total Statistics

	Scale Mean if Item Deleted	Scale Variance if Item Deleted	Corrected Item-Total Correlation	Cronbach's Alpha if Item Deleted
y3	48.21	144.279	.319	.919
y4	48.79	131.306	.792	.907
y5	48.79	134.333	.670	.910
y6	48.89	143.881	.414	.916
y8	49.24	147.267	.280	.918
y9	49.03	141.648	.509	.914
y14	49.05	136.484	.653	.911
y16	48.97	142.513	.578	.913
y18	49.16	136.839	.474	.917
y19	48.61	140.462	.551	.913
y21	48.95	136.916	.664	.911
y22	48.82	132.965	.677	.910
y23	48.89	140.421	.606	.912

y24	48.87	132.928	.778	.908
y25	48.47	137.661	.657	.911
y27	48.63	144.996	.381	.917
y28	48.45	138.416	.653	.911
y29	48.95	137.403	.708	.910
y31	48.97	139.648	.649	.911
y32	48.76	143.213	.435	.916

Taraf Signifikansi 5%=0.275

## UJI ASUMSI

### 1. Uji Normalitas

[DataSet1] D:\LAB PSIKOLOGI\DATA Penelitian - Tan Violita Febriana S1\DATA Uji Asumsi dan Hipotesis - Tan Violita FD.sav

#### Descriptive Statistics

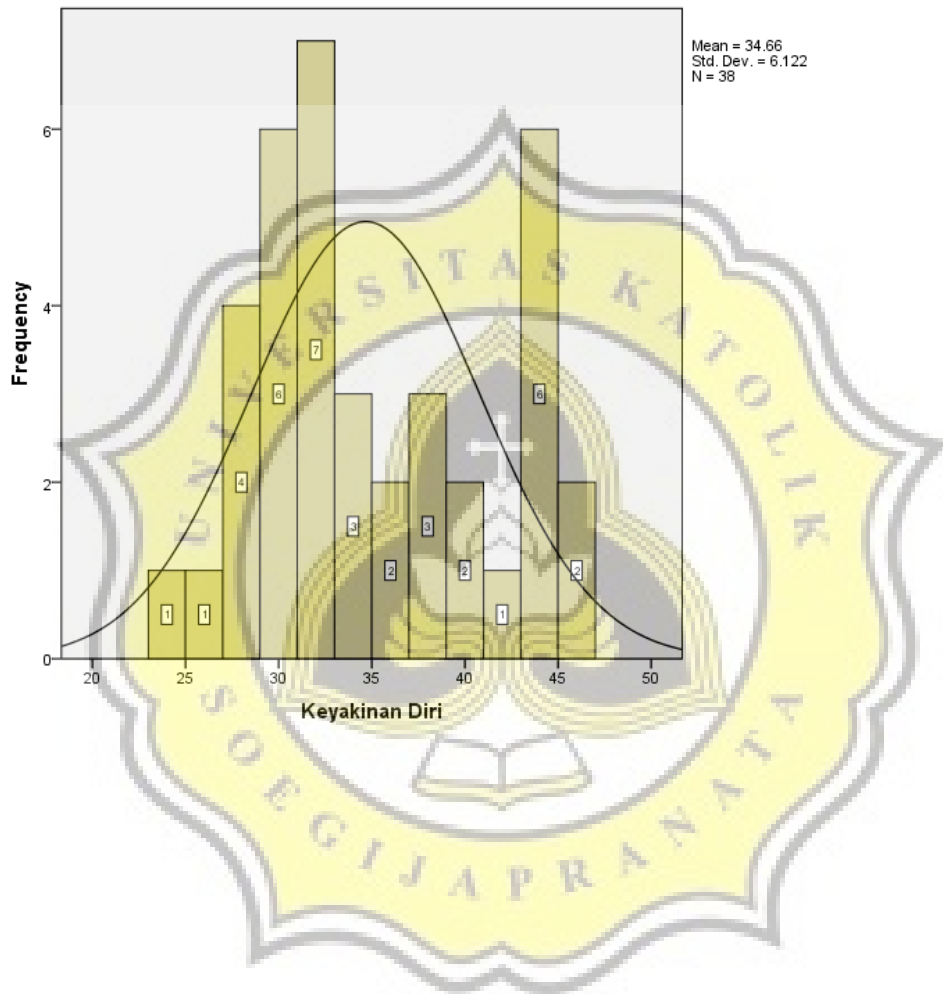
	N	Mean	Std. Deviation	Minimum	Maximum
Keyakinan Diri	38	34.66	6.122	24	46
Kecemasan Ibu Hamil Dalam Menghadapi Persalinan	38	51.39	12.391	34	72

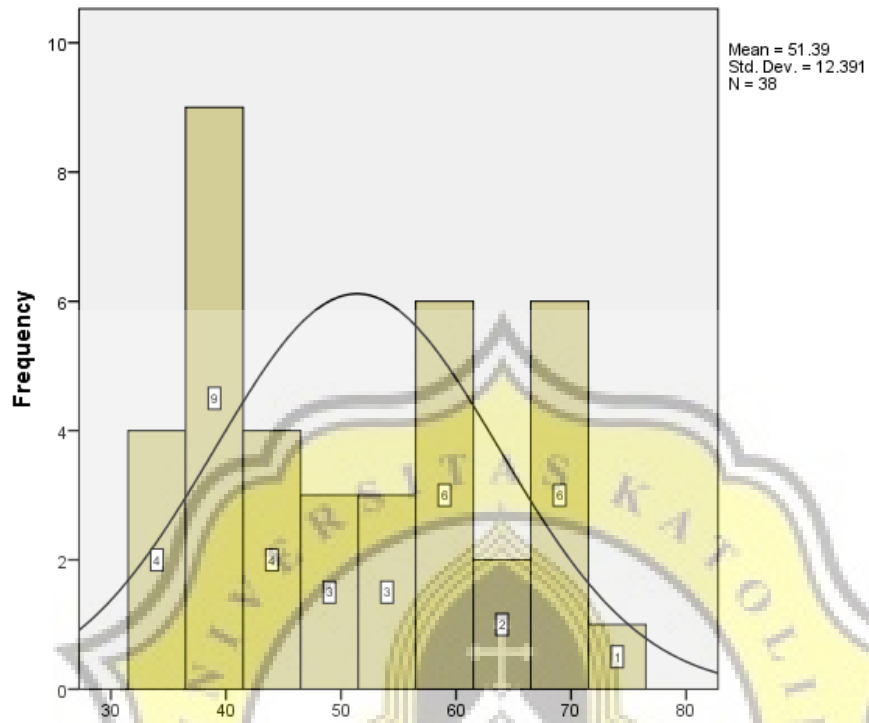
#### One-Sample Kolmogorov-Smirnov Test

		Keyakinan Diri	Kecemasan Ibu Hamil Dalam Menghadapi Persalinan
N		38	38
Normal Parameters <sup>a,b</sup>	Mean	34.66	51.39
	Std. Deviation	6.122	12.391
	Absolute	.168	.144
Most Extreme Differences	Positive	.168	.144
	Negative	-.124	-.094
Kolmogorov-Smirnov Z		1.035	.891
Asymp. Sig. (2-tailed)		.234	.406


- a. Test distribution is Normal.
- b. Calculated from data.

### Graph





**Kecemasan Ibu Hamil Dalam Menghadapi Persalinan**



## 2. Uji Linearitas

Model Name		MOD_1
Dependent Variable	1	Kecemasan Ibu Hamil Dalam Menghadapi Persalinan
Equation	1 2 3	Linear Quadratic Cubic
Independent Variable		Keyakinan Diri
Constant		Included
Variable Whose Values Label Observations in Plots		Unspecified
Tolerance for Entering Terms in Equations		.0001

	N
Total Cases	38
Excluded Cases <sup>a</sup>	0
Forecasted Cases	0
Newly Created Cases	0

a. Cases with a missing value in any variable are excluded from the analysis.



### Variable Processing Summary

	Variables	
	Dependent	Independent
	Kecemasan Ibu Hamil Dalam Menghadapi Persalinan	Keyakinan Diri
Number of Positive Values	38	38
Number of Zeros	0	0
Number of Negative Values	0	0
Number of Missing Values	User-Missing	0
	System-Missing	0


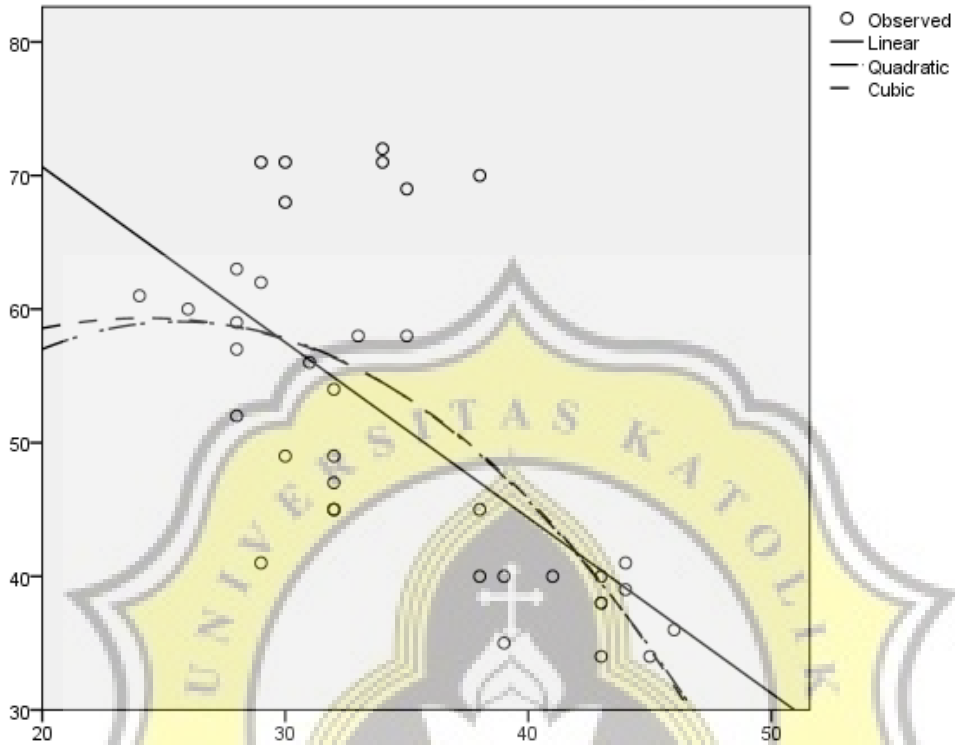
### Model Summary and Parameter Estimates

Dependent Variable: Kecemasan Ibu Hamil Dalam Menghadapi Persalinan

Equation	Model Summary					Parameter Estimates			
	R Square	F	df1	df2	Sig.	Constant	b1	b2	b3
Linear	.421	26.167	1	36	.000	96.909	-1.313		
Quadratic	.450	14.336	2	35	.000	16.404	3.329	-.065	
Cubic	.450	14.325	2	35	.000	41.793	1.085	.000	-.001

The independent variable is Keyakinan Diri.

### Kecemasan Ibu Hamil Dalam Menghadapi Persalinan



Keyakinan Diri

## UJI HIPOTESIS

### Correlations

[DataSet1] D:\LAB PSIKOLOGI\DATA Penelitian - Tan Violita Febriana  
S1\DATA UJI Asumsi dan Hipotesis - Tan Violita FD.sav

		Keyakinan Diri	Kecemasan Ibu Hamil Dalam Menghadapi Persalinan
Keyakinan Diri	Pearson Correlation	1	-.649**
	Sig. (1-tailed)		.000
	N	38	38
Kecemasan Ibu Hamil Dalam Menghadapi Persalinan	Pearson Correlation	-.649**	1
	Sig. (1-tailed)	.000	
	N	38	38

\*\* . Correlation is significant at the 0.01 level (1-tailed).