

CHAPTER V

Implementation and Testing

5.1 Implementation

To implement this system information, the writer separate it into several page, First the writer create Home page, second Tourism city, third tourism, fourth tourism album, fifth tourism route, sixth hotel and travel, seventh news, and finally is guest book. In the first page, the writer create a home page that shows airplane route and ship route.

```
</div>
<div id="puncakjaya">
<h3><a href="puncakjaya.php">WISATA GUNUNG JAYA WIJAYA</a></h3>
</div>
<div id="payem">
<h3><a href="payem.php">WISATA PANTAI PAYEM</a></h3>
</div>
<div id="tigi">
<h3><a href="tigi.php">WISATA DANAU TIGI</a></h3>
</div>
<div id="ahe">
<h3><a href="ahe.php">WISATA PULAU AHE</a></h3>
</div>
<div id="pantaigedo">
<h3><a href="pantaigedo.php">WISATA PANTAI GEDO</a></h3>
</div>
</div>
<div id="gallery">
<img alt="gallery/petapapua/mural_yaqel.png" width="1330" height="888" />
</div>
</div>
</div>
<img alt="gallery/123.gif" width="1369" height="59" />
</div>
<div id="footer" align="center">
<div>Copyright © 2014 www.objek_wisata_papua.com (Ambrosius Yobee)</div>
<div>Fakultas IKOM, Teknik Informatika UNIKA Soegijapranata Semarang</div>
<div>Jl.Pawiyatan Luhur-Semarang</div>
</div>
```

Figure 5.1 Home page

Then, the writer create the second page of this software. The second page of this software City tourism.

```
index.php x | papuabarat.php x
214 <div align="center">
215 <tr height="60">
216 <p align="center"><h2>Potensi Wisata Alam di Papua Barat</h2></p>
217 <table border=0>
218 <tr><td><p style="text-align:justify"><td>
219 <br>Objek wisata Kabupaten Manokwari adalah:
220 <br>-Pulau Mansinam
221 <br>-Pantai Pasir Putih
222 <br>-Taman Wisata Alam Gunung Meja
223 <br>-Danau Anggi Giji dan Anggi Gita
224 <br>-Cagar Alam Pegunungan Arfak
225 <br>-Panorama Gunung Botak
226 <br>-Objek Wisata Pantai Brebi
227 <br>-Bendungan Di Sungai Prafi
228 <br>-Suaka Margsatwa Pantai Hubran-Kaironi
229 <br>-Danau Kabori
230 <br>-Pemandian Air Panas< br>
231
232 <br>Objek wisata Kabupaten Teluk Wondama adalah:
233 <br>-Taman Nasional Teluk Cenderawasih
234 <br>-Cagar Alam Wondiboy
235 <br>-Pantai Pasir Putih dan Terumbu Karang< br>
236
237
238 <br>Objek wisata Kabupaten Sorong adalah:
239 <br>-Cagar Alam Markoor
240 <br>-Cagar Alam Jamusaba
241 <br>-Pantai Sausapor
242 <br>-Taman Wisata Bariat
243 <br>-Taman Wisata Klasman
244 <br>-Taman Wisata Klamono
```

Figure 5.2 City Tourism page

Then, the writer create the third page of this software. The third page of this software Tourism.

```

index.php x papubarat.php x wisatapantal.php x
215 </tr>
216 </tr align="center">
217 <tr height="60">
218 <td align="center"><2>WISATA RAJA AMPAT</2></td>
219 </tr>
220 <table border="0">
221 <tr><td style="text-align:justify"></td><td>
222 <td style="text-align:justify"><font color="black">Kepulauan Raja Aspat merupakan rangkaian empat gugusan pulau yang berdekatan dan
berlokasi di barat bagian Kepala Burung (Vogelkop) Pulau Papua. Secara administrasi, gugusan ini berada di bawah Kabupaten Raja Aspat, Provinsi
Papua Barat. Kepulauan ini sekarang menjadi tujuan para penyelam yang tertarik akan keindahan pemandangan bawah lautnya.<br><br>
223 Kepulauan Raja Aspat merupakan tempat yang sangat berpotensi untuk dijadikan sebagai objek wisata, terutama wisata penyelaman. Paraifran
Kepulauan Raja Aspat menurut berbagai sumber, merupakan salah satu dari 10 perairan terbaik untuk diving site di seluruh dunia. Bahkan, mungkin
juga diakui sebagai nomor satu untuk kelengkapan flora dan fauna bawah air pada saat ini.<br><br>
224 Dr John Veron, ahli karang berpengalaman dari Australia, misalnya, dalam sebuah situs ia mengungkapkan, Kepulauan Raja Aspat yang
terletak di ujung paling barat Pulau Papua, sekitar 50 mil sebelah barat laut Serang, mempunyai kawasan karang terbaik di Indonesia. Sekitar 450
jenis karang sempat diidentifikasi selama dua pekan penelitian di daerah itu.<br><br>
225 </td></tr></table>
226 </tr>
227 <tr align="center">
228 <tr height="60">
229 <td align="center"><2>WISATA PAYEM</2></td>
230 <td><2>Pantai Payem, Alternatif Wisata Seru di Merauke</2></td>
231 <table border="0">
232 <tr><td style="text-align:justify"></td><td>
233 <td style="text-align:justify">Pantai Payem, Alternatif Wisata Seru di Merauke
234 <td style="text-align:justify">- Sebagai kota yang terletak di tepi laut, tak heran bila di sekitar kota Merauke, Papua, memiliki pantai. Selain Pantai Lempu Satu yang
sudah lebih dikenal, di sekitar Merauke juga terdapat pantai lain yang tak kalah cantik.<br>
235 <td style="text-align:justify">Pantai Payem bisa jadi pilihan menarik baik wisatawan di Kota Merauke. Terletak di kawasan Payem, pantai tak jauh dari Kampus Puscasu
ini juga memiliki daya tarik yang bisa dinikmati oleh wisatawan.<br>
236 <td style="text-align:justify">Secara umum, suasana Pantai Payem sangat tak jauh berbeda dengan Pantai Lempu Satu. Hanya saja, selain memiliki pasir pantai yang

```

Figure 5.3 Tourism page

Then, the writer create the fourth page of this software. The fourth page of this software Tourism Album.

```

225 <div align="center">
226 <tr height="63">
227 <p align="center">GAMBAR DIBAWAH INI UNTUK OBJEK WISATA DANAU TIGI KABUPATEN DEIYAI PROPINSI PAPUA</p>
228 <br>
229 </tr>
230 <tr><td></td></tr>
231 <tr><td></td></tr>
232 <tr><td></td></tr>
233 <tr><td></td></tr>
234 </tr>
235 <br><tr><td> <center></tr></br>
236 <br>
237 <div align="center">
238 <tr height="63">
239 <p align="center">GAMBAR DIBAWAH INI UNTUK OBJEK WISATA DANAU PANIAI DI KABUPATEN PANIAI PROPINSI PAPUA</p>
240 <br>
241 <tr><td></td></tr>
242 <tr><td></td></tr>
243 <tr><td></td></tr>
244 <tr><td></td></tr>
245 </tr>
246 <br><tr><td> <center></tr></br>
247 <div align="center">
248 <tr height="63"><br>
249 <p align="center">GAMBAR DIBAWAH INI UNTUK OBJEK WISATA DANAU TAGE KABUPATEN PANIAI PROPINSI PAPUA</p>
250 </tr>
251 <tr><td></td></tr>
252 <tr><td></td></tr>
253 <tr><td></td></tr>
254 <tr><td></td></tr>

```

Figure 5.4 Tourism Album page

Then, the writer create the fifth page of this software. The fifth page of this software tourism route .

```
index.php x papuabarat.php x wisatapantsi.php x albundanus.php x rutepesawat.php x
285     </div>
286     <div id="puncakjaya">
287     <h3><a href="puncakjaya.php">WISATA GURURIG JAYA WIJAYA</a></h3>
288     </div>
289     <div id="payen">
290     <h3><a href="payen.php">WISATA PANTAI PAYEH</a></h3>
291     </div>
292     <div id="tigi">
293     <h3><a href="tigi.php">WISATA DANAU TIGI</a></h3>
294     </div>
295     <div id="aho">
296     <h3><a href="aho.php">WISATA PULAU AHE</a></h3>
297     </div>
298     <div id="pantaigedo">
299     <h3><a href="pantaigedo.php">WISATA PANTAI GEDO</a></h3>
300     </div>
301 </div>
302 <tr><td></td></tr>
303 </br>
304 </div>
305 </body>
306 <br>
307 <tr><td> <center><br>
308 </br>
309 <div class="footer" align="center" >
310 <div>Copyright © 2014 www.objek_wisata_papua.coa (Ambrosius Yoboo)</div>
311 <div>Fakultas IKOM, Teknik Informatika UWIKA Soegijapranata Semarang</div>
312 <div>Jl.Pawiyatan Luthur-Semarang </div>
313 </div>
314 </html>
315
```

Figure 5.5 Tourism route page

Then, the writer create the sixth page of this software. The sixth page of this software hotel and travel .

```

index.php x | papubarat.php x | wisatapantai.php x | albumdanau.php x | rutepesawat.php x | infovalidhoteltravel.php
217 <div align="center">
218 <tr height="60">
219 <p align="center"><h1>1. Daftar Tour & Travel Jayapura Di Papua </h1></p>
220 <p style="text-align:justify">
221 <center><br><h2>ADI BENNETI WISATA,PT</h2><br>
222 Jln. Raya Sentani<br>
223 Ruko Denzifur 10 C5<br>
224 Kode Pos 99358 Jayapura<br>
225 Telp. (0967) 573310,573923<br>
226 Fax. (0967) 572384<br>
227 Web. : www.bennetiexpeditions.com<br>
228 e-mail : bennetiexpeditionas@gmail.com<br>
229 Benneti_travel@yahoo.co.id <br>
230 <br><tr><td> <center></tr></br>
231 <h2>ADVINDO DIRGANTARA TRAVEL</h2><br>
232 SERVICE,PT<br>
233 Jln. Kotaraja Dalam No. 89 A<br>
234 Jayapura
235 Telp. (0967) 582913<br>
236 <br><tr><td> <center></tr></br>
237 <h2>ASMAT WISATA NUSANTARA,PT</h2><br>
238 Jln. Dr.Sam Ratulangi No.8
239 Jayapura<br>
240 Telp. (0967) 537471<br>
241 Fax. (0967) 537475<br>
242 E-mail : asmattour@yahoo.co.id <br>
243 <br><tr><td> <center></tr></br>
244 <h2>BANA MAKHUR,PT</h2><br>
245 Jln. Reklame Ruko pacific Permai A/8 Jayapura<br>
246 Telp. (0967) 534932<br>
247 Fax. (0967) 531440 <br>

```

PHP

Figure 5.6 hotel and travel page

Then, the writer create the seventh page of this software. The seventh page of this software news .

```
index.php x | papubarat.php x | wsatapantai.php x | albundanu.php x | rutepesawat.php x | infovalidhoteltravel.php x | berita.php x
207     </td>
208
209     <td class='has-sub ' <a href='bukutamu.php'><span>Buku Tamu</span></a>
210     </td>
211
212 </ul>
213 </div>
214 </div></div></div>
215 </div>
216 <div>
217 <hr>
218 <?php
219 $query=mysql_query("SELECT *FROM tbl_berita ORDER BY tanggal DESC",$koneksi)or die(mysql_error());
220 while($row=mysql_fetch_array($query))
221 {
222     echo"<tr>";
223
224     echo"<td>";
225     echo"<h3>$row[judul]</h3> <hr> $row[tanggal]";
226     echo "<hr>";
227     echo substr($row['konten'],0,1600);
228     echo"<hr><hr>";
229     echo "&nbsp;<a href='detailberita.php?id=$row[judul]'>Selengkapnya...</a> ";
230     echo"</td>";
231
232     echo"</tr>";
233
234 }
235 ?>
236 </div>
237 <hr>
238 </tbody>
```

Figure 5.7 News page

Then, the writer create the last page of this software. The last page of this software guest book.

```
221
222 <?php
223
224 $koneksi=mysql_connect("localhost","root","");
225 mysql_select_db("dbprojek");
226 $sql=mysql_query("SELECT * FROM buku_tamu", $koneksi);
227 while($data=mysql_fetch_array($sql))
228 {
229     $id=$data['id'];
230     $name=$data['name'];
231     $email=$data['email'];
232     $alm=$data['address'];
233     $city=$data['city'];
234     $msg=$data['msg'];
235
236     echo "No      : $id<br>";
237     echo "Nama    : $name<br>";
238     echo "E-Mail  : $email<br>";
239     echo "Alamat  : $alm, $city<br>";
240     echo "Pesana  : $msg<br><hr size=2>";
241     }
242 ?>
243
```

Figure 5.8 guest book page

5.2 Testing

At this stage it will be done testing the application that's been made. The application will shows many information that shown above. The first we will testing the home page.

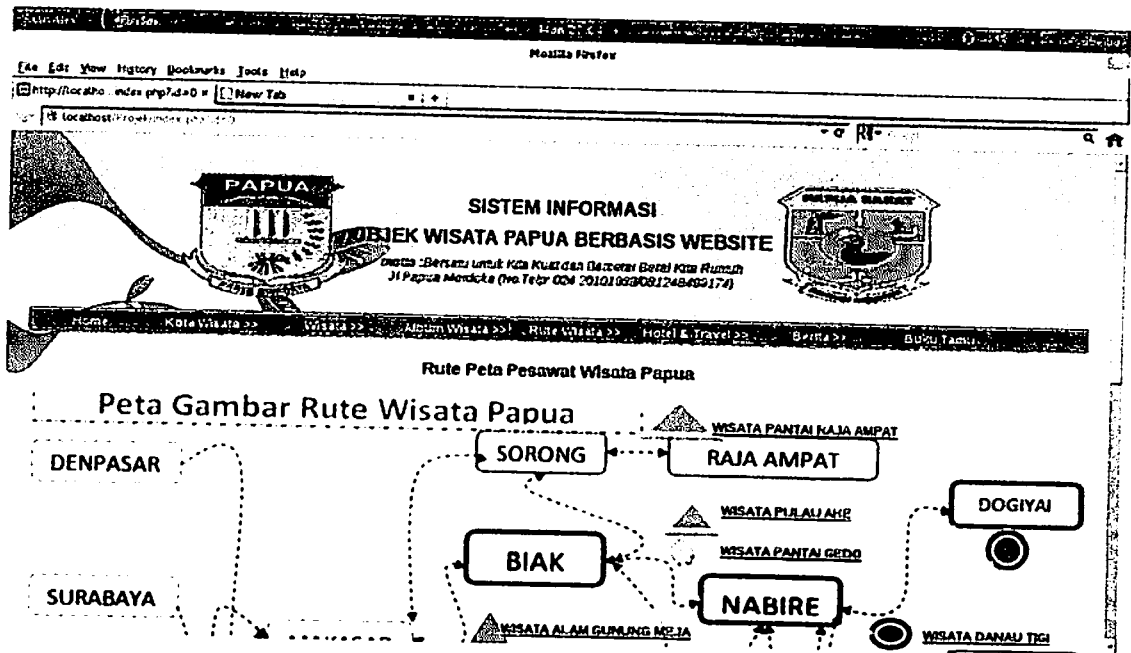


Figure 5.9 home page implementation

In this page, the visitor will see the tourism airplane and ship route in Papua. The application will help them to enjoy each side the beautiful of Papua.

Next, the writer will testing the city tourism page.

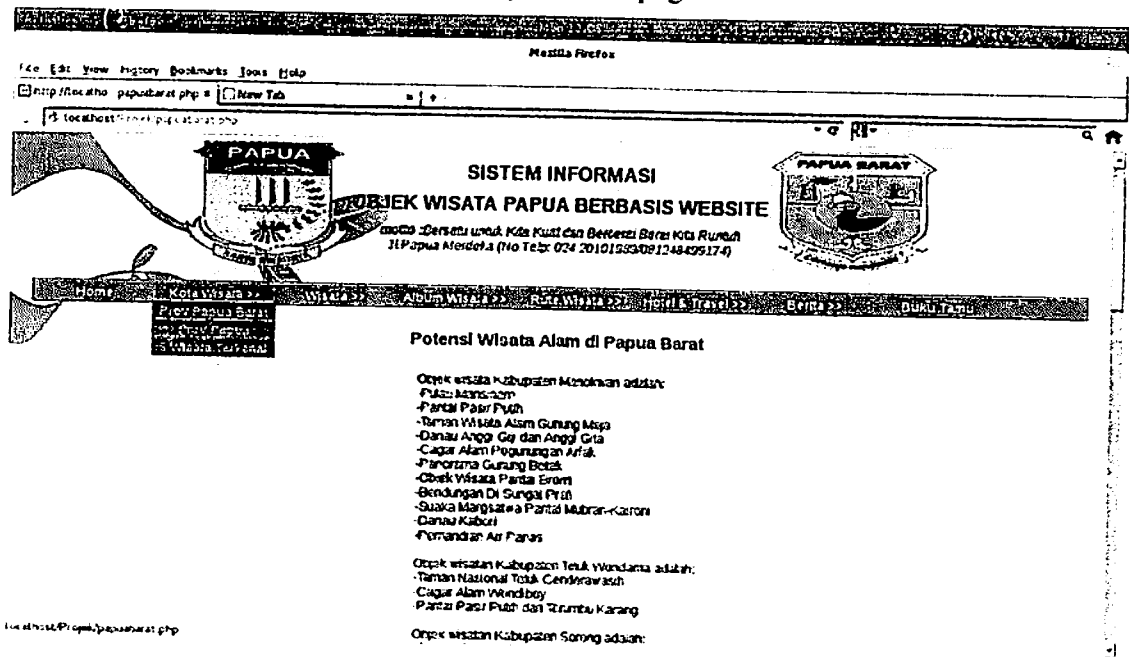


Figure 5.10 City Tourism page implementation

In this page, the visitor can see the tourism potency in Papua. They can see the list tourism in Papua and West Papua, also the most famous tourism in Papua. How awesome is this!

Then, the writer will testing the tourism page.

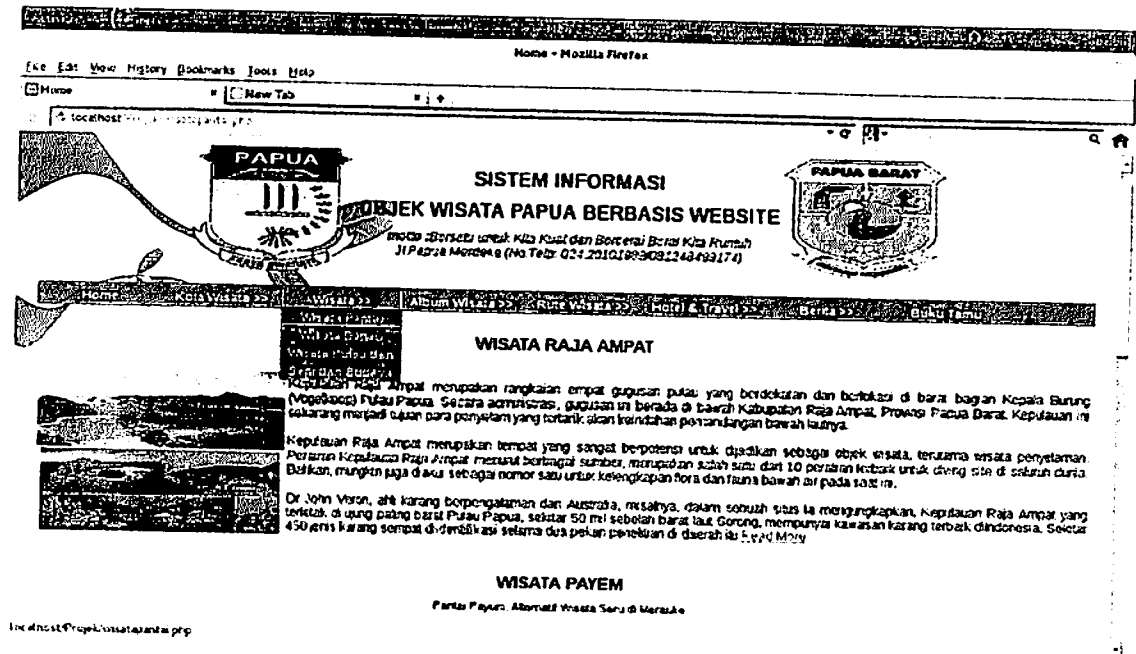


Figure 5.11 Tourism page implementation

In this page, the visitor will see the kind of tourism that the writer classified, the tourism classified into four parts: beach tourism, lake tourism, island and mountain tourism, last art and culture tourism.

Next, the writer will testing the tourism album

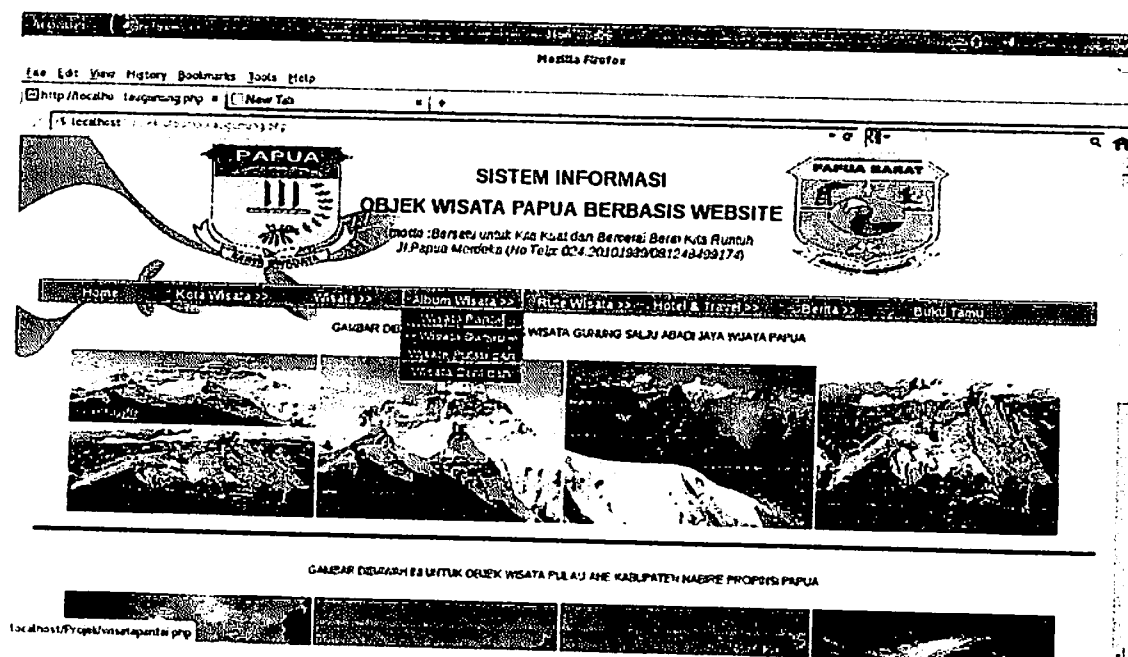


Figure 5.12 Tourism Album page implementation

In this page, the visitor can see several beautiful pictures in Papua tourism. Same with above, it classified into four parts.

Next the visitor will testing tourism route.

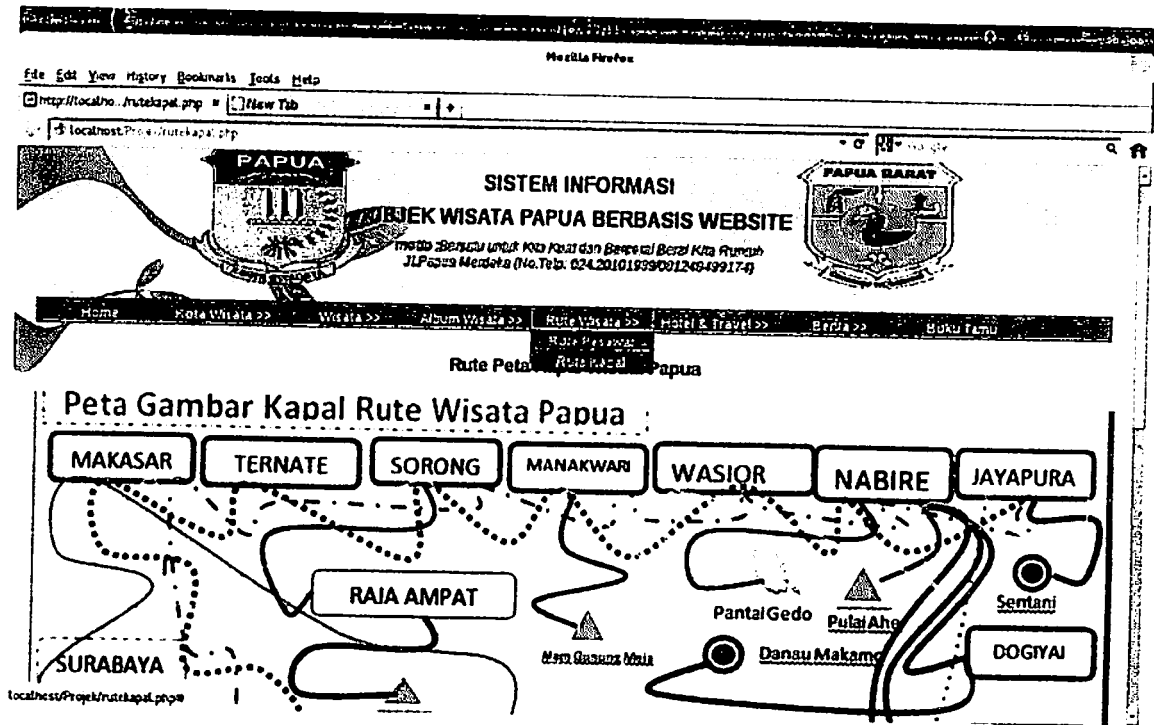


Figure 5.13 Tourism route page implementation

In this page, the visitor can see more detail about the tourism route in Papua ny airplane or by ship.

Then, the writer will testing hotel and travel page.

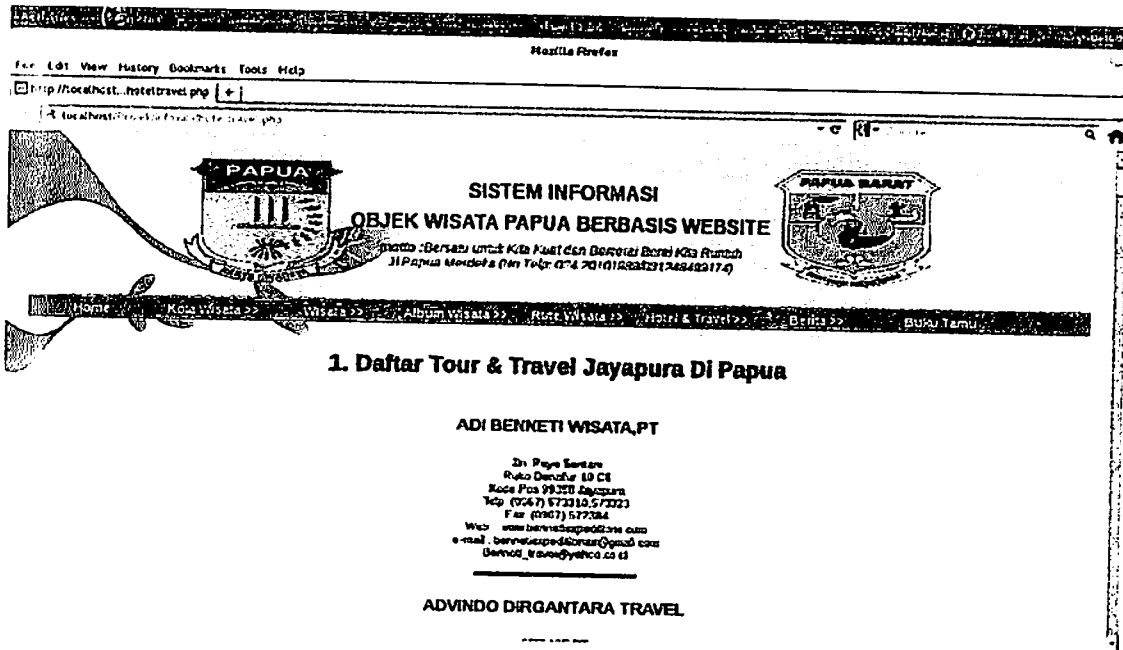


Figure 5.14 Hotel and Travel page implementation

In this page, the visitor can see the list of hotel and travel informations in Papua and West Papua province. It really help the visitor to find the hotel to spend their nights or find the agent to guide them to find the secret beautiful spot in tourism.

Next, the writer will testing the news page.

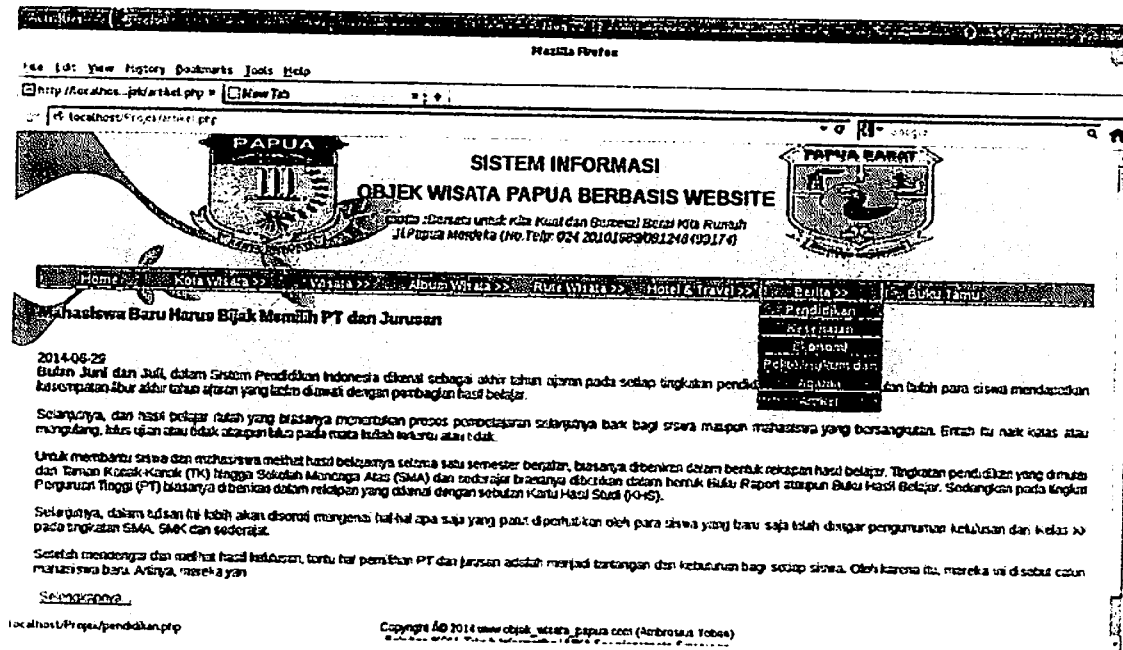


Figure 5.15 News page implementation

In this page, the visitor will see the news or information about tourism in Papua and West Papua. The news is talking about anything, for example: education, politics, health, economy, law, human rights and religion.

Finally, the writer will testing the guest book page.

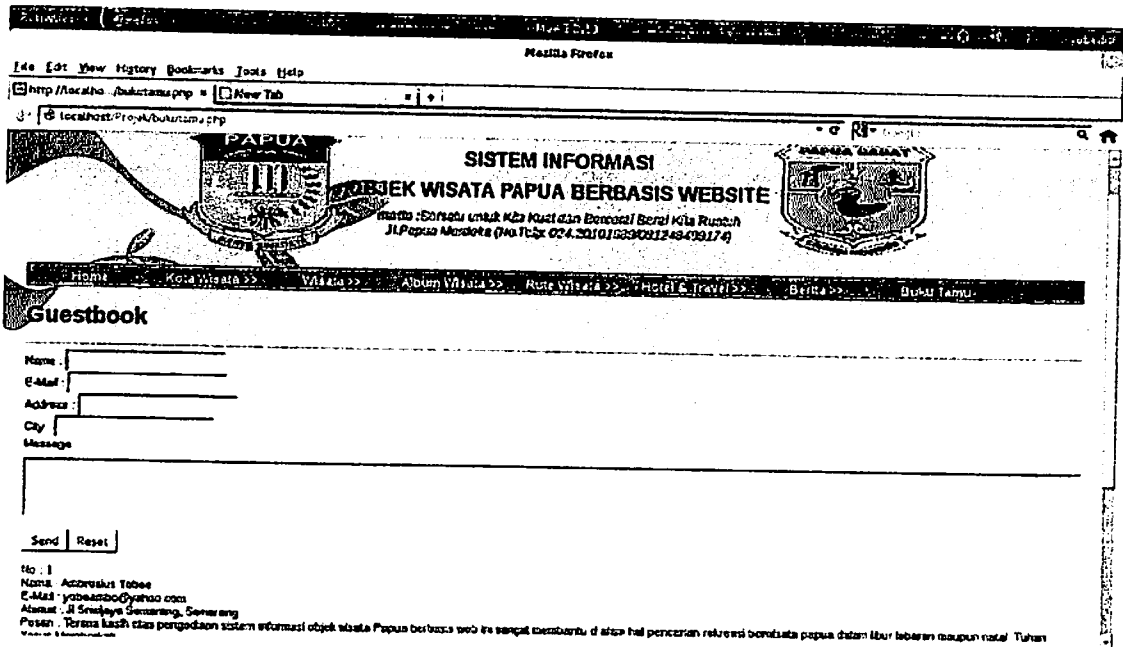


Figure 5.16 Guest Book page implementation

In this page, the visitor can chat each other, or give comment about this system information. Also, the visitor can communicate with the administration of this system information.