

CHAPTER V


IMPLEMENTATION AND TESTING

5.1. IMPLEMENTATION

Database design in the previous chapter :

- **CREATE DATABASE;**
Command to create new database.
- **SHOW DATABASES;**
Command to display a list of databases.
- **USE DATABASE;**
Order to access an existing database.
- **CREATE TABLE(**
Name column A data type,
Name column B data type,
PRIMARY KEY (Name column A)
);
Command to create a new table and column as the PRIMARY KEY .
- **CREATE DESC nameTable;**
Command to display table structure design.
- **DROP TABLE nameTable;**
Command to delete the table.
- **LOAD DATA INFILE *namefile.csv* INTO TABLE *name table*
FIELDS TERMINATED BY ‘;’ ENCLOSED BY ‘”’ IGNORE 1
LINES.**
Command fro importing csv or Excel into MySQL.
- **SELECT *FROM nameTable;**
Command to view the contents of the data in the table.

- **INSERT INTO nameTable (**
columnA, column B,..columnN)
VALUES ('data_columnA','data_columnB'..'data_columnN');
Command to insert new data into the table.
- **UPDATE nameTable SET**
columnA = 'data isi',
columnB = 'data isi',
WHERE condition;
Command to change the content of the data in the table with a
WHERE clause to select the order in which the data is modified.



5.2. TESTING

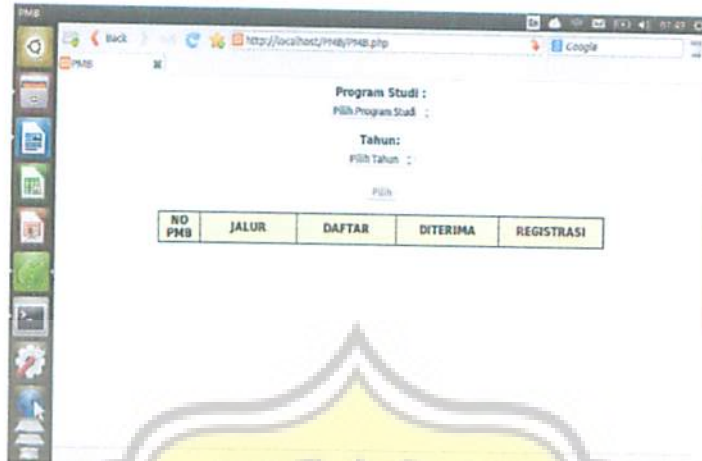


Figure 1

Figure 1 is the initial appearance of the menu courses. Where there are two menus, button *Pilih Program Studi* and *Pilih Tahun*. Each menu has its own data. *Pilih Program Studi* menu contains a list of the names of courses that exist in Unika Soegijapranata. While for *Pilih Tahun* menu contains a list of the school year.




Figure 2

Further from Figure 2 at the time of press *Pilih Program Studi* button will display a list of names of existing courses in Unika (Figure 2). For example, select the name of the course *Perpajakan*.




Figure 3

After select the name of the course *Perpajakan*, select the year menu where there from year 2008 until 2013. For example select year 2008. After years of study and program name is selected then press *Pilih*. After the select button is pressed will display the content of the data and graph *Perpajakan* study program year 2008 in which the contents by *Nopmb, Jalur, Daftar, Diterima, Registrasi* (*Figure 4*).

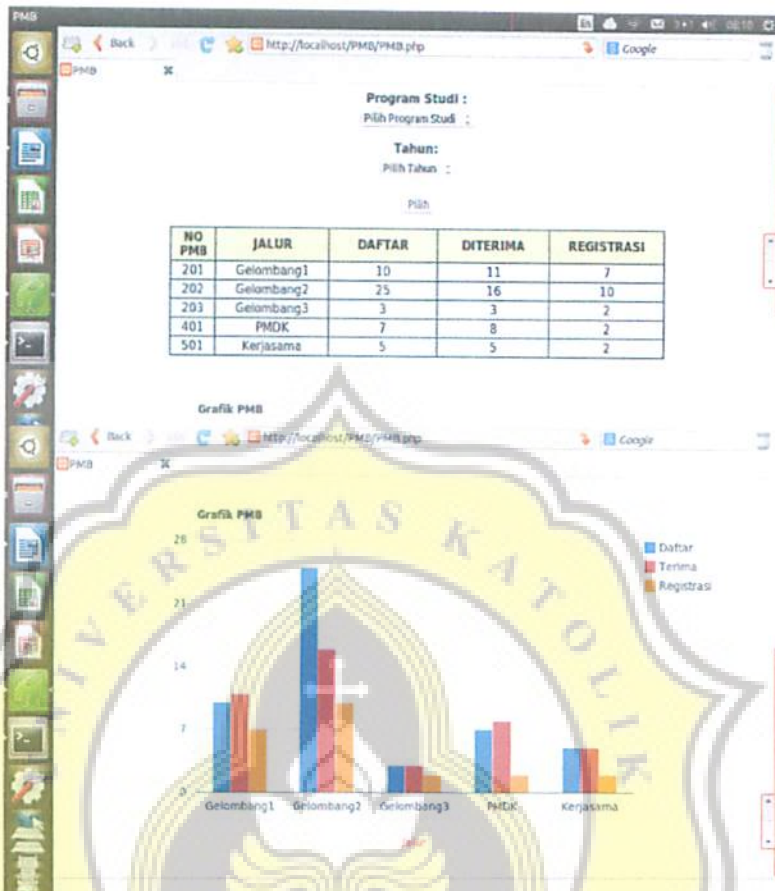


Figure 4