


LAMPIRAN



LAMPIRAN A

SKALA PENELITIAN




KUISIONER PENELITIAN

Selamat Pagi / Siang / Sore / Malam.

Saya Myke Theo, mahasiswi Fakultas Psikologi Universitas Katolik Soegijapranata, saat ini sedang melakukan penelitian untuk tugas akhir masa perkuliahan saya.

Sehubungan dengan hal tersebut, maka saya mohon bantuan saudara/saudari untuk bersedia mengisi angket sesuai dengan keadaan yang dialami dan dirasakan. Saya menjamin kerahasiaan informasi yang Saudara/saudari berikan.

Untuk kerjasama dan kesediaannya meluangkan waktu mengisi angket ini. Saya ucapkan terima kasih.




Peneliti,

Myke Theo

KUISIONER PENELITIAN

Petunjuk pengisian

1. Jawablah masing-masing pernyataan di bawah ini sesuai dengan penilaian yang sesuai dengan keadaan Saudara/saudari
2. Pilihlah salah satu jawaban dari keempat alternatif jawaban yang sesuai dengan cara memberikan tanda checklist (\surd) pada salah satu kolom jawaban yang tersedia.
3. Keterangan jawaban sebagai berikut:
 - a. STS : Sangat Tidak Sesuai
 - b. TS : Tidak Sesuai
 - c. S : Sesuai
 - d. SS : Sangat Sesuai



Inisial : Jabatan :
 Umur : Bekerja Mulai Tahun :
 Jenis Kelamin :

SKALA I

NO	PERNYATAAN	STS	TS	S	SS
1	Saya menyukai kegiatan positif yang berhubungan dengan banyak orang				
2	Saya merasa tidak nyaman berada di kerumunan orang				
3	Saya mampu mengambil keputusan sendiri dalam suatu hal				
4	Saya lebih memilih untuk mengikuti saja sebuah pengambilan keputusan				
5	Saya merasa kehidupan saya memiliki makna				
6	Saya tidak memiliki target hidup				
7	Saya menyadari potensi diri yang saya miliki				
8	Saya merasa bosan dengan kehidupan kesehariannya				
9	Saya yakin dengan kemampuan saya sendiri				
10	Saya merasa takut untuk mencoba sesuatu				
11	Saya yakin bahwa keputusan yang saya ambil berdampak positif				
12	Saya lebih suka melakukan pekerjaan dimana saya tidak harus memberikan ide baru				
13	Saya memiliki sikap optimis dalam melakukan segala hal				
14	Saya tidak mampu mengembangkan sikap baru				
15	Saya menggunakan kesempatan yang ada untuk mengembangkan diri				
16	Saya merasa takut untuk menggunakan kesempatan yang datang pada saya				
17	Saya merasa pekerjaan sekecil apapun yang saya lakukan bermanfaat				
18	Saya tidak memiliki arah hidup				

19	Saya bersedia belajar dari pengalaman				
20	Saya merasa apa yang saya lakukan selama ini sia-sia				
21	Saya merasa tidak puas dengan diri saya				

SKALA II

NO	PERNYATAAN	STS	TS	S	SS
1	Pimpinan merasa puas dengan pekerjaan yang saya lakukan				
2	Saya lebih banyak meluangkan waktu untuk bersantai ketika sedang bekerja				
3	Saya selalu menyelesaikan laporan lebih cepat dari waktu yang ditentukan				
4	Saya sering menggunakan fasilitas perusahaan untuk keperluan pribadi				
5	Saya senang dalam melakukan pekerjaan				
6	Saya lebih banyak beralasan ketika diberi pekerjaan				
7	Saya rasa pekerjaan merupakan tanggung jawab yang harus dilaksanakan dengan baik				
8	Saya kadang tidak mematuhi peraturan yang telah ditetapkan				
9	Saya merasa nyaman pada saat bekerja				
10	Saya menggunakan komputer untuk bermain				
11	Saya jenuh dalam bekerja				
12	Saya sangat puas jika pekerjaan berhasil sesuai target				
13	Saya sering ditegur atasan karena sering bolos kerja				
14	Saya tetap semangat meskipun pekerjaan menumpuk				
15	Saya sering mendapat sanksi				
16	Saya patuh terhadap perintah pimpinan				

LAMPIRAN B

Data Skala Penelitian

B1 – Data Skala Kebahagiaan

B2 – Data Skala Produktivitas Kerja



B1 – DATA SKALA KEBAHAGIAAN

NO	1	2	3	4	5	6	7	8	9	10	11	12	13	14	15
1	4	3	3	1	2	3	3	1	2	2	3	3	3	2	3
2	4	4	2	1	3	3	3	3	3	3	4	4	3	3	3
3	3	2	2	2	3	4	3	1	3	3	4	3	3	4	2
4	3	3	4	3	3	4	2	3	4	3	3	2	2	3	3
5	2	2	3	3	2	3	3	2	3	1	3	3	3	3	3
6	3	2	2	2	3	4	3	1	3	3	4	3	3	1	2
7	4	3	3	2	3	4	3	3	3	4	4	4	3	3	3
8	4	3	2	2	2	2	3	3	2	3	4	4	2	2	3
9	3	2	4	1	3	2	4	2	3	3	4	4	3	3	4
10	3	1	3	3	3	4	4	3	3	4	4	3	3	3	3
11	4	2	4	3	4	4	4	4	4	3	3	3	3	3	4
12	4	3	3	1	2	3	3	1	2	2	3	3	3	2	3
13	4	4	2	4	3	3	3	3	3	3	4	4	3	3	3
14	3	2	3	2	3	4	3	4	3	4	4	4	3	2	3
15	4	3	3	2	2	2	3	3	3	4	3	3	3	2	3
16	3	4	3	3	3	4	3	3	3	3	3	3	3	3	4
17	4	3	3	2	3	4	2	2	2	4	4	4	3	3	3
18	3	4	2	1	3	4	3	3	3	2	4	3	3	2	1
19	4	3	3	2	3	4	3	3	3	4	4	4	3	3	3
20	3	3	4	3	3	4	3	4	3	3	3	3	3	3	4
21	3	2	3	2	2	3	3	3	3	4	4	4	3	2	3
22	3	3	4	3	4	4	4	3	4	4	4	3	4	3	3
23	4	3	2	2	3	2	3	2	3	2	4	4	3	2	3
24	4	2	3	2	2	2	3	3	3	3	4	3	2	2	3
25	2	2	3	3	3	3	4	4	3	3	4	4	4	3	3
26	2	3	1	2	2	2	2	1	2	2	2	3	2	1	3
27	2	3	2	2	3	3	3	2	3	2	3	3	3	2	3
28	3	1	3	3	3	4	3	3	3	3	3	3	3	3	4
29	3	2	3	2	2	3	3	3	3	4	4	4	3	2	3
30	4	4	2	1	3	3	3	3	3	3	4	4	3	3	3
31	4	3	3	2	3	4	2	2	2	4	4	4	3	3	3
32	4	3	2	2	2	2	3	3	2	3	4	4	2	2	3
33	3	2	3	2	2	3	3	3	3	4	4	4	3	2	3
34	4	3	3	2	3	4	3	3	3	4	4	4	3	3	3
35	4	3	3	2	2	2	3	3	3	4	3	3	3	2	3
36	4	3	3	2	3	4	3	3	3	4	4	4	3	3	3
37	4	3	3	1	2	3	3	1	2	2	3	3	3	2	3
38	3	2	4	1	3	2	4	2	3	3	4	4	3	3	4
39	4	3	3	1	2	3	3	1	2	2	3	3	3	2	3
40	4	4	2	1	3	3	3	3	3	3	4	4	3	3	3

NO	16	17	18	19	20	21	22	23	24	25	26	27	28	29	30
1	2	2	3	2	3	2	3	4	4	3	2	3	2	3	3
2	2	4	4	3	2	4	4	4	4	3	4	3	3	3	2
3	3	3	3	3	3	3	4	2	2	3	3	2	3	3	2
4	2	3	3	4	3	3	3	2	2	3	4	4	3	3	4
5	3	3	2	3	1	3	3	2	2	2	2	2	2	3	3
6	3	3	4	3	3	3	4	2	2	3	3	2	3	3	2
7	4	3	3	3	3	4	4	4	4	3	3	3	3	3	3
8	2	2	3	3	3	4	4	4	4	3	3	3	3	3	4
9	3	3	3	3	3	4	4	3	3	3	2	3	2	3	3
10	3	3	3	3	3	4	3	4	4	3	3	3	2	3	3
11	4	4	4	4	4	4	4	3	4	4	4	4	4	4	2
12	2	2	3	3	3	3	3	4	4	3	2	3	3	3	3
13	2	4	4	3	2	4	4	4	4	3	4	3	3	3	2
14	4	3	3	2	2	4	3	4	4	4	3	3	3	4	2
15	4	3	3	3	3	3	3	4	3	3	3	3	3	3	3
16	4	4	4	4	4	4	4	3	4	4	4	4	4	4	2
17	4	3	3	3	3	4	4	4	4	3	3	3	3	3	3
18	3	2	3	3	3	2	2	2	3	3	3	2	1	3	3
19	4	3	3	3	3	4	4	4	4	3	3	3	3	3	3
20	3	3	3	3	4	4	3	3	3	3	4	4	3	4	3
21	3	3	3	3	3	3	3	3	4	3	3	3	3	3	3
22	3	3	3	3	3	3	3	3	3	3	4	4	3	4	3
23	3	2	3	3	3	4	4	4	4	3	3	3	3	3	3
24	3	3	3	2	3	3	3	4	3	2	3	3	3	3	3
25	3	2	4	1	2	4	3	1	1	3	3	2	2	4	2
26	3	2	2	2	2	3	2	4	4	3	3	2	2	2	3
27	3	3	3	3	2	3	3	3	4	3	3	3	3	3	3
28	4	4	4	4	4	4	4	3	4	4	4	4	4	4	2
29	3	3	3	3	3	3	3	3	4	3	3	3	3	3	3
30	2	4	4	3	2	4	4	4	4	3	4	3	3	3	4
31	4	3	3	3	3	4	4	4	4	3	3	3	3	3	3
32	2	2	3	3	3	4	4	4	4	3	3	3	3	3	4
33	3	3	3	3	3	3	3	3	4	3	3	3	3	3	3
34	4	3	3	3	3	4	4	4	4	3	3	3	3	3	3
35	4	3	3	3	3	3	3	4	3	3	3	3	3	3	3
36	4	3	3	3	3	4	4	4	4	3	3	3	3	3	3
37	2	2	3	3	3	3	3	4	4	3	2	3	3	3	3
38	3	3	3	3	3	4	4	3	3	3	2	3	2	3	3
39	2	2	3	2	3	2	3	4	4	3	2	3	2	3	3
40	2	4	4	3	2	4	4	4	4	3	4	3	3	3	2

B2 – DATA SKALA PRODUKTIVITAS KERJA

NO	1	2	3	4	5	6	7	8	9	10	11	12
1	3	3	4	2	3	4	4	3	1	3	3	4
2	4	2	4	4	4	4	1	4	3	2	3	2
3	3	3	3	2	3	2	2	3	4	3	3	4
4	3	2	3	1	3	2	1	1	2	3	2	3
5	3	4	3	3	3	1	3	1	2	2	2	3
6	3	3	3	2	3	2	2	3	4	3	3	4
7	2	1	3	3	3	2	2	2	2	3	3	3
8	3	4	4	2	3	2	3	2	3	3	1	4
9	3	3	3	2	1	2	3	1	1	3	3	4
10	2	4	3	1	2	2	3	1	2	2	4	3
11	3	4	4	2	4	2	4	3	3	4	3	4
12	3	3	3	2	3	1	4	1	2	3	3	4
13	4	2	4	4	4	4	1	3	3	2	3	2
14	2	4	2	1	2	1	1	1	3	3	3	2
15	3	4	3	2	2	2	3	2	2	3	4	4
16	3	4	4	2	4	2	3	3	3	4	3	4
17	2	1	4	3	3	2	2	2	2	3	3	3
18	2	2	3	3	3	1	4	2	3	4	3	4
19	2	1	3	3	3	2	2	2	2	3	3	3
20	3	4	4	2	4	3	4	3	4	3	4	4
21	3	4	4	2	3	4	4	2	3	3	4	4
22	4	3	4	2	4	3	2	2	3	3	3	2
23	3	4	4	2	3	2	3	1	3	2	4	4
24	3	4	3	2	2	2	3	2	2	3	4	4
25	2	1	4	2	3	2	2	2	2	3	3	3
26	3	3	3	2	1	1	2	2	3	3	3	2
27	3	4	3	1	2	1	3	1	2	3	3	4
28	3	4	4	2	4	2	3	3	3	4	3	4
29	3	4	4	2	3	1	4	1	3	2	4	4
30	4	4	4	4	4	4	3	3	3	2	3	4
31	4	4	4	2	3	2	3	2	3	3	3	2
32	4	4	4	2	3	4	4	3	3	3	3	4
33	1	3	3	2	1	2	3	1	1	3	3	4
34	3	4	4	2	4	1	3	3	3	4	3	4
35	3	4	4	2	3	2	4	1	3	4	4	4
36	3	4	3	4	3	2	3	2	3	4	4	4
37	3	4	3	4	2	4	3	1	2	3	3	4
38	2	4	4	2	2	2	3	1	2	2	4	3
39	3	4	3	2	3	4	3	4	2	3	3	4
40	3	4	4	4	2	3	4	3	4	3	3	4


NO	13	14	15	16	17	18	19	20	21	22	23	24
1	4	3	4	3	3	3	1	4	2	1	4	4
2	3	1	1	2	1	2	1	3	3	4	4	4
3	4	4	2	3	3	3	3	4	3	2	4	3
4	4	1	1	2	2	2	4	4	2	3	4	3
5	2	3	3	4	3	3	3	2	3	2	2	3
6	4	4	2	3	3	3	3	4	3	2	4	3
7	3	3	2	1	4	3	3	3	3	2	3	3
8	4	4	3	4	3	4	3	4	3	2	4	4
9	3	2	3	3	3	3	4	3	3	2	4	3
10	2	4	3	4	3	3	4	2	3	1	2	3
11	4	4	4	4	4	2	4	4	4	4	3	4
12	4	3	4	3	3	3	1	4	2	1	4	3
13	3	1	1	2	1	2	1	3	3	4	4	4
14	2	1	1	4	4	3	4	2	3	2	2	2
15	4	3	3	4	3	4	3	4	3	2	2	3
16	4	4	3	4	4	2	4	4	4	4	3	4
17	3	3	2	1	4	3	3	3	2	3	2	4
18	4	2	4	2	2	3	3	4	3	3	3	3
19	3	3	2	1	4	3	3	3	3	2	3	3
20	3	4	4	4	4	4	4	3	3	3	3	4
21	4	3	4	4	3	4	4	4	2	2	4	4
22	2	3	2	3	3	3	3	2	3	3	2	4
23	4	3	3	4	4	4	4	4	3	2	1	4
24	4	3	3	4	3	4	3	4	3	2	2	3
25	3	3	2	1	4	3	3	3	2	3	2	4
26	2	3	2	3	1	2	3	2	2	1	2	3
27	4	3	3	4	3	4	4	4	2	1	3	3
28	4	4	3	4	4	2	4	4	4	4	3	4
29	3	3	4	4	3	4	4	3	2	2	4	4
30	4	4	3	4	3	4	4	4	3	4	4	4
31	4	4	3	4	2	3	3	4	2	2	2	4
32	4	4	4	4	3	2	4	4	3	3	1	4
33	3	2	3	3	3	3	4	3	3	1	2	3
34	4	4	3	4	4	2	4	4	4	4	3	4
35	4	3	4	4	4	4	4	4	3	4	3	4
36	4	2	3	4	3	4	3	4	3	2	2	3
37	4	3	3	4	3	4	4	4	2	4	3	3
38	2	4	3	4	3	3	4	2	3	1	2	4
39	4	3	3	4	4	4	2	4	2	2	4	3
40	4	4	4	4	4	2	4	4	4	4	3	4

LAMPIRAN C

Uji Validitas dan Reliabilitas

C1 – Uji Validitas dan Reliabilitas Skala Kebahagiaan

C2 – Uji Validitas dan Reliabilitas Skala Produktivitas Kerja



**C1 – UJI VALIDITAS DAN RELIABILITAS SKALA KEBAHAGIAAN
PUTARAN PERTAMA**

Reliability

Scale: Kebahagiaan

Case Processing Summary

		N	%
Cases	Valid	40	100.0
	Excluded ^a	0	.0
	Total	40	100.0

a. Listwise deletion based on all variables in the procedure.

Reliability Statistics

Cronbach's Alpha	N of Items
.859	30

Item-Total Statistics

	Scale Mean if Item Deleted	Scale Variance if Item Deleted	Corrected Item-Total Correlation	Cronbach's Alpha if Item Deleted
X1	87.38	69.471	.285	.858
X2	88.05	72.715	-.014	.868
X3	87.98	68.743	.329	.857
X4	88.77	68.692	.303	.858
X5	88.10	67.272	.600	.850
X6	87.60	67.579	.379	.856
X7	87.75	71.577	.153	.860
X8	88.22	63.871	.586	.848
X9	87.95	69.074	.426	.854
X10	87.70	65.036	.570	.849
X11	87.18	70.507	.258	.858
X12	87.32	70.635	.236	.859
X13	87.88	71.497	.208	.859
X14	88.27	67.179	.529	.851
X15	87.75	68.859	.434	.854
X16	87.77	67.974	.362	.856
X17	87.88	65.856	.644	.848
X18	87.62	68.856	.485	.853
X19	87.88	68.215	.486	.853
X20	87.95	68.818	.381	.855
X21	87.32	65.969	.650	.848
X22	87.35	67.310	.559	.851
X23	87.40	71.118	.100	.865
X24	87.27	69.538	.228	.861
X25	87.75	69.731	.501	.854
X26	87.72	66.256	.604	.849
X27	87.80	66.626	.685	.848
X28	87.98	66.692	.628	.849
X29	87.65	69.105	.543	.853
X30	87.95	75.485	-.266	.871

**C1 - UJI VALIDITAS RELIABILITAS SKALA KEBAHAGIAAN PUTARAN
KEDUA**

Reliability

Scale: Kebahagiaan

Case Processing Summary

		N	%
Cases	Valid	40	100.0
	Excluded a	0	.0
	Total	40	100.0

a. Listwise deletion based on all variables in the procedure.

Reliability Statistics

Cronbach's Alpha	N of Items
.903	21

Item-Total Statistics

	Scale Mean if Item Deleted	Scale Variance if Item Deleted	Corrected Item-Total Correlation	Cronbach's Alpha if Item Deleted
X3	58.95	57.023	.408	.902
X4	59.75	55.833	.480	.900
X5	59.08	56.122	.649	.896
X6	58.58	55.738	.471	.900
X8	59.20	53.344	.589	.897
X9	58.93	57.046	.570	.898
X10	58.68	55.302	.495	.900
X14	59.25	56.192	.554	.898
X15	58.73	57.846	.449	.900
X16	58.75	56.346	.433	.901
X17	58.85	54.900	.678	.894
X18	58.60	58.041	.476	.900
X19	58.85	57.054	.525	.898
X20	58.93	57.661	.410	.901
X21	58.30	56.010	.574	.897
X22	58.32	57.507	.448	.900
X25	58.73	58.563	.539	.899
X26	58.70	55.190	.647	.895
X27	58.78	56.076	.667	.895
X28	58.95	55.946	.632	.896
X29	58.63	57.471	.660	.897

**C2 – UJI VALIDITAS DAN RELIABILITAS SKALA PRODUKTIVITAS
KERJA PUTARAN PERTAMA**

Reliability

Scale: Produktiivtas Kerja

Case Processing Summary

		N	%
Cases	Valid	40	100.0
	Excluded ^a	0	.0
	Total	40	100.0

a. Listwise deletion based on all variables in the procedure.

Reliability Statistics

Cronbach's Alpha	N of Items
.833	24

Item-Total Statistics

	Scale Mean if Item Deleted	Scale Variance if Item Deleted	Corrected Item-Total Correlation	Cronbach's Alpha if Item Deleted
y1	68.73	77.948	.367	.828
y2	68.33	73.148	.492	.822
y3	68.13	77.394	.518	.824
y4	69.30	80.472	.100	.838
y5	68.75	76.038	.402	.826
y6	69.35	76.951	.269	.833
y7	68.78	72.743	.583	.818
y8	69.55	75.792	.383	.827
y9	69.03	76.435	.420	.826
y10	68.65	79.362	.272	.831
y11	68.48	80.769	.143	.835
y12	68.13	74.420	.600	.819
y13	68.18	74.456	.598	.819
y14	68.58	73.738	.509	.821
y15	68.78	72.743	.583	.818
y16	68.33	73.148	.492	.822
y17	68.50	77.590	.295	.831
y18	68.55	80.921	.091	.838
y19	68.35	78.900	.180	.836
y20	68.18	74.456	.598	.819
y21	68.80	78.421	.349	.829
y22	69.13	73.753	.431	.825
y23	68.73	80.256	.098	.839
y24	68.13	77.394	.518	.824

**C2 - UJI VALIDITAS RELIABILITAS SKALA PRODUKTIVITAS KERJA
PUTARAN KEDUA**

Reliability

Scale: Produktivitas Kerja

Case Processing Summary

		N	%
Cases	Valid	40	100.0
	Excluded ^a	0	.0
	Total	40	100.0

a. Listwise deletion based on all variables in the procedure.

Reliability Statistics

Cronbach's Alpha	N of Items
.858	16


Item-Total Statistics

	Scale Mean if Item Deleted	Scale Variance if Item Deleted	Corrected Item-Total Correlation	Cronbach's Alpha if Item Deleted
y1	45.63	51.984	.431	.852
y2	45.23	48.333	.512	.848
y3	45.03	51.922	.548	.849
y5	45.65	50.797	.419	.853
y7	45.68	48.533	.564	.845
y8	46.45	50.664	.392	.855
y9	45.93	50.994	.451	.851
y12	45.03	50.487	.521	.848
y13	45.08	49.969	.574	.846
y14	45.48	48.769	.536	.847
y15	45.68	48.533	.564	.845
y16	45.23	48.333	.512	.848
y20	45.08	49.969	.574	.846
y21	45.70	52.779	.371	.854
y22	46.03	49.717	.385	.857
y24	45.03	51.922	.548	.849

LAMPIRAN D

Data Valid

D1 – Total item valid pada skala Kebahagiaan dan Produktivitas Kerja



**D1 – DATA VALID SKALA KEBAHAGIAAN DAN PRODUKTIVITAS
KERJA**

TOTAL ITEM VALID		
NO	KEBAHAGIAAN	PRODUKTIVITAS KERJA
1	73	54
2	68	52
3	64	46
4	76	48
5	68	51
6	70	58
7	67	53
8	67	48
9	72	53
10	82	55
11	72	55
12	82	48
13	77	49
14	82	56
15	81	57
16	74	46
17	59	45
18	73	58
19	78	58


TOTAL ITEM VALID		
NO	KEBAHAGIAAN	PRODUKTIVITAS KERJA
20	75	54
21	67	48
22	63	40
23	72	50
24	78	46
25	78	55
26	71	46
27	82	57
28	70	52
29	57	45
30	79	59
31	69	55
32	77	53
33	79	55
34	72	45
35	65	44
36	76	53
37	84	60
38	62	50
39	79	48
40	68	49

LAMPIRAN E

UJI ASUMSI

E1 – Uji Normalitas

E2 – Uji Linearitas




E1 – UJI NORMALITAS

NPar Tests

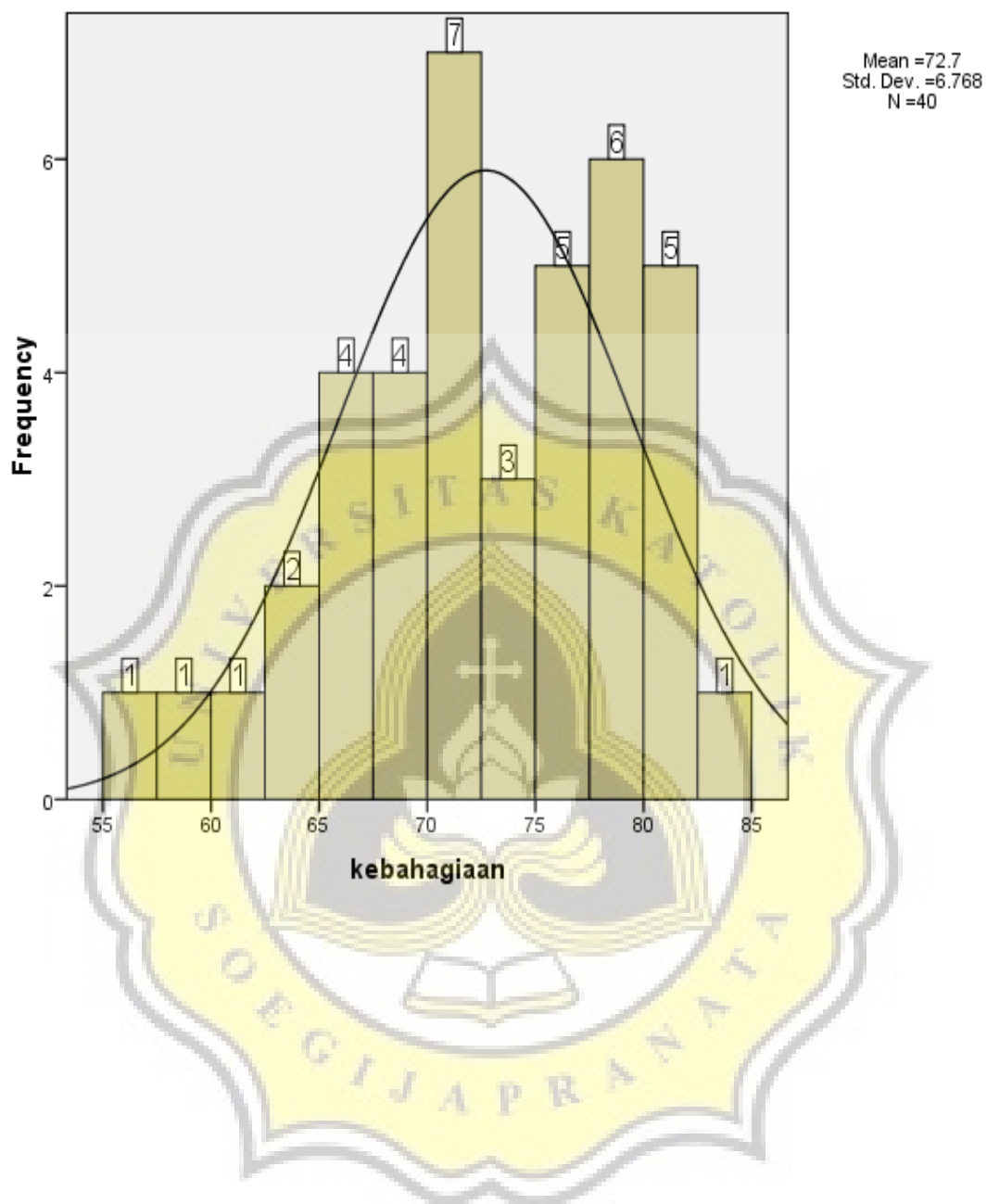
One-Sample Kolmogorov-Smirnov Test

		kebahagiaan	produktivitas
N		40	40
Normal Parameters ^a	Mean	72.70	51.35
	Std. Deviation	6.768	4.891
Most Extreme Differences	Absolute	.087	.107
	Positive	.060	.103
	Negative	-.087	-.107
Kolmogorov-Smirnov Z		.553	.677
Asymp. Sig. (2-tailed)		.920	.749

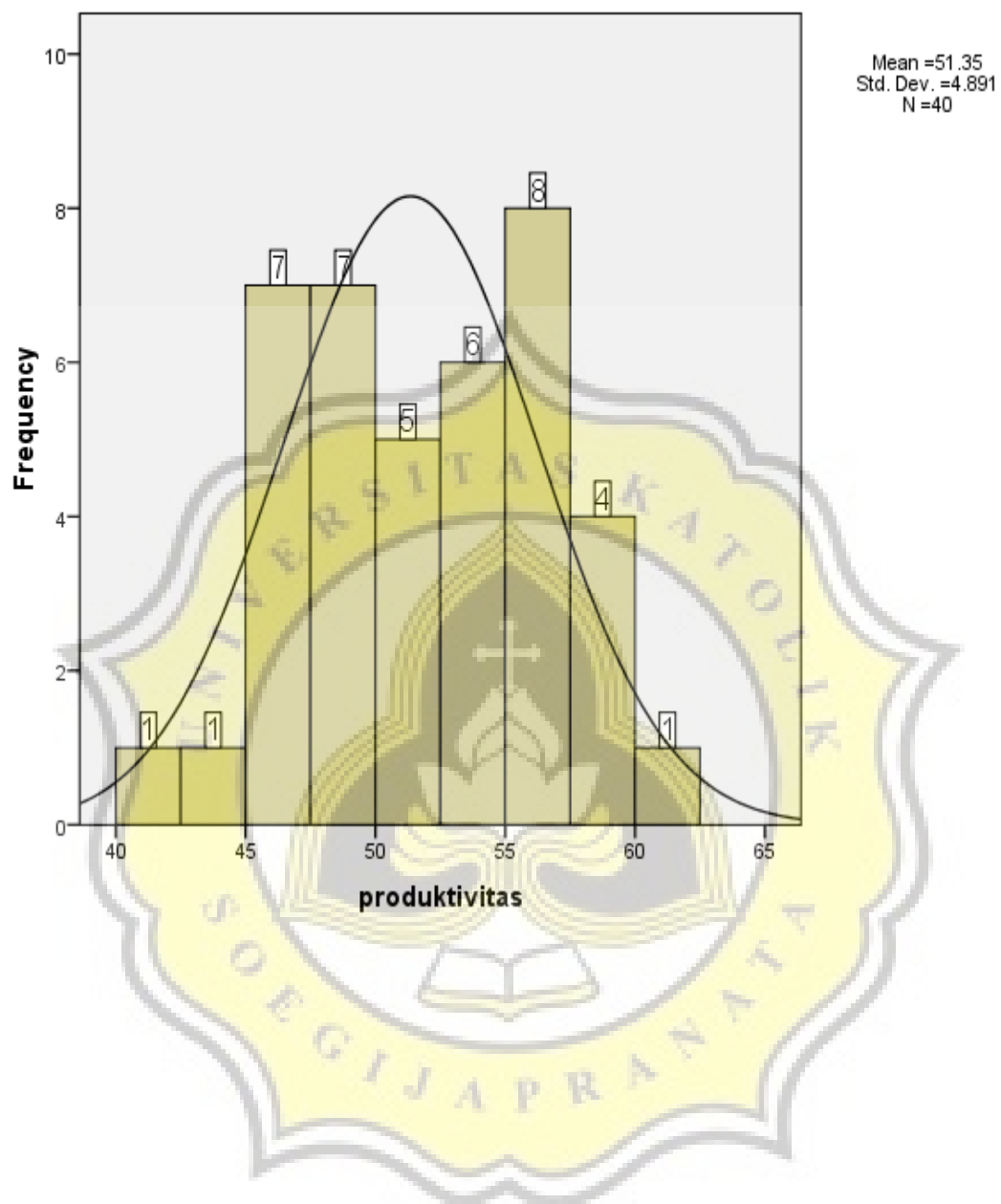
a. Test distribution is Normal.



Graph



Graph



E2 – UJI LINEARITAS

Curve Fit

Model Description

Model Name		MOD_1
Dependent Variable	1	produktivitas
Equation	1	Linear
Independent Variable		kebahagiaan
Constant		Included
Variable Whose Values Label Observations in Plots		Unspecified

Case Processing Summary

	N
Total Cases	40
Excluded Cases ^a	0
Forecasted Cases	0
Newly Created Cases	0

a. Cases with a missing value in any variable are excluded from the analysis.

Variable Processing Summary

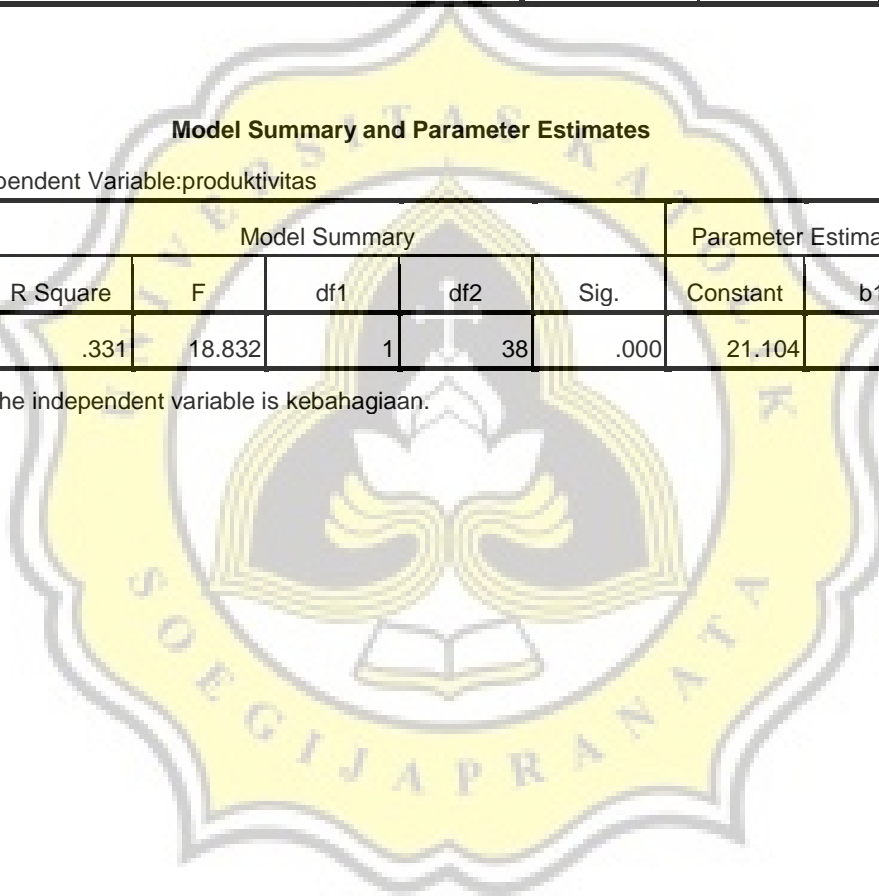
	Variables	
	Dependent	Independent
	produktivitas	kebahagiaan
Number of Positive Values	40	40
Number of Zeros	0	0
Number of Negative Values	0	0
Number of Missing Values		
User-Missing	0	0
System-Missing	0	0

Model Summary and Parameter Estimates

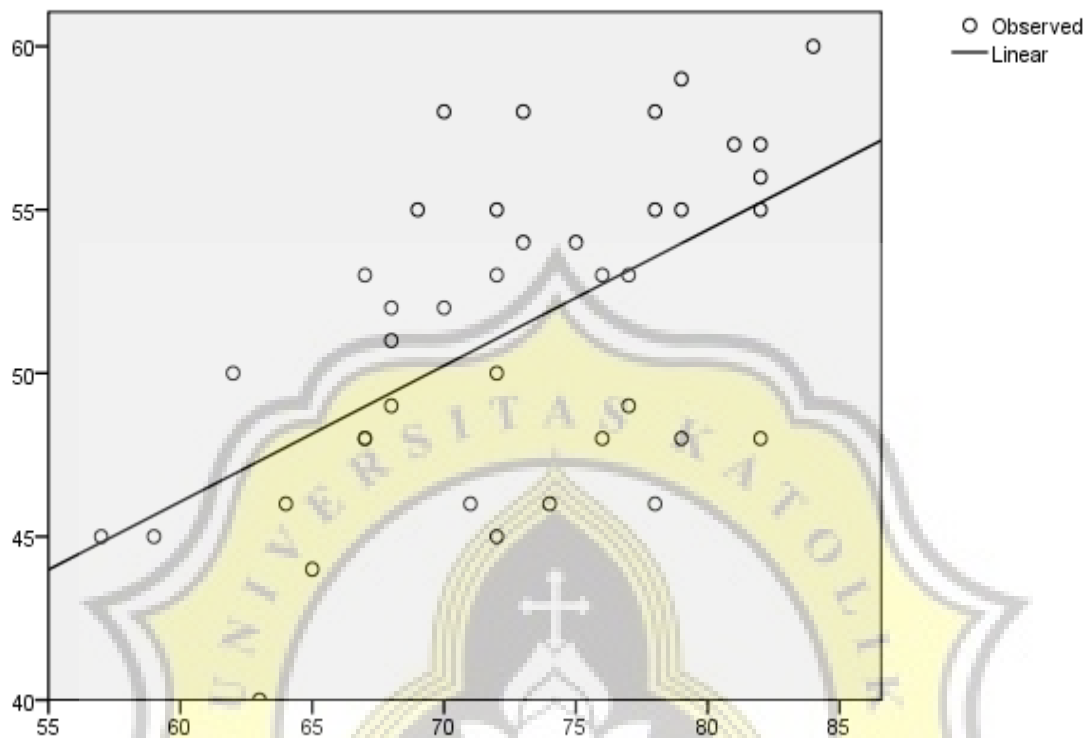
Dependent Variable:produktivitas

Equation	Model Summary					Parameter Estimates	
	R Square	F	df1	df2	Sig.	Constant	b1
Linear	.331	18.832	1	38	.000	21.104	.416


The independent variable is kebahagiaan.



produktivitas



kebahagiaan



LAMPIRAN F

Hasil Penelitian

Uji korelasi Kebahagiaan dengan Produktivitas Kerja



UJI KORELASI KEBAHAGIAAN DENGAN PRODUKTIVITAS KERJA

Correlations

Correlations

	kebahagiaan	produktivitas
kebahagiaan		
Pearson Correlation	1	.576**
Sig. (1-tailed)		.000
N	40	40
produktivitas		
Pearson Correlation	.576**	1
Sig. (1-tailed)	.000	
N	40	40

** . Correlation is significant at the 0.01 level (1-tailed).



LAMPIRAN G

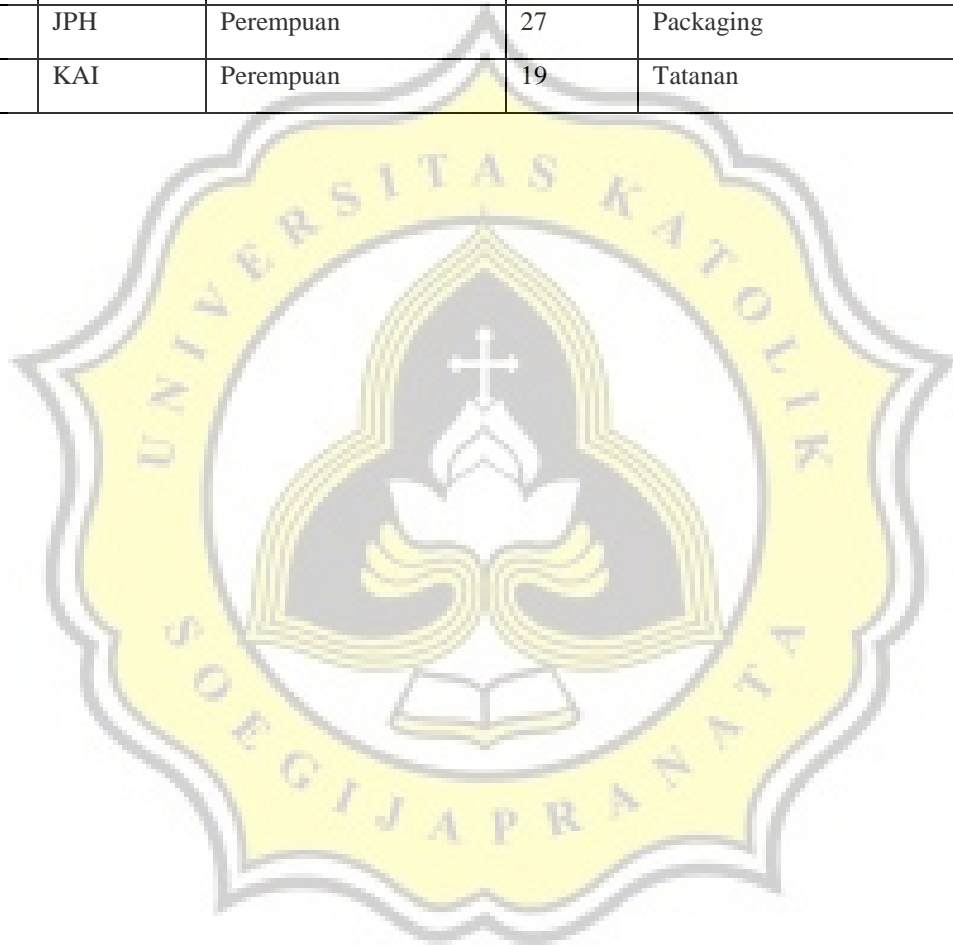
PROFIL SAMPEL SUBYEK



Profil Sampel Subyek Pabrik CV “X”

NO	INISIAL	JENIS KELAMIN	USIA	JABATAN
1	IL	Perempuan	21	Packaging
2	BA	Laki-laki	35	Produksi
3	RY	Laki-laki	33	Mesin
4	HT	Laki-laki	30	Mesin
5	M	Perempuan	22	Tatanan
6	S	Perempuan	22	Tatanan
7	RD	Laki-laki	29	produksi
8	TRP	Perempuan	21	Packaging
9	AA	Perempuan	20	Packaging
10	T	Laki-laki	38	Kepala produksi
11	DI	Laki-laki	29	Mandor
12	MKLS	Laki-laki	33	Mesin
13	LO	Perempuan	19	Tatanan
14	JWB	Perempuan	20	Tatanan
15	AK	Laki-laki	28	Produksi
16	BB	Laki-laki	18	mesin
17	SH	Perempuan	23	Tatanan
18	TRI	Perempuan	22	Tatanan
19	JK	Laki-laki	25	Packaging
20	H	Perempuan	25	Packaging
21	PA	Laki-laki	26	Packaging
22	OW	Laki-laki	25	Packaging
23	LLS	Perempuan	19	Tatanan
24	MR	Perempuan	20	Tatanan
25	S	Perempuan	20	Tatanan
26	PL	Perempuan	21	Tatanan
27	HR	Laki-laki	40	mandor
28	N	Perempuan	23	Tatanan
29	RE	Laki-laki	23	Packaging
30	AS	Perempuan	21	Tatanan

31	YTH	Perempuan	20	Tatanan
32	KL	Laki-laki	20	Packaging
33	OB	Laki-laki	22	Packaging
34	A	Laki-laki	21	Packaging
35	KA	Laki-laki	24	Packaging
36	PT	Perempuan	19	Tatanan
37	SOH	Perempuan	18	Tatanan
38	DA	Perempuan	18	Tatanan
39	JPH	Perempuan	27	Packaging
40	KAI	Perempuan	19	Tatanan



LAMPIRAN H

SURAT KETERANGAN PERIJINAN



020/Unika/FP/R-QSR/I/07

FAKULTAS PSIKOLOGI
 Jl. Pawiyatan Luhur IV/1 Bendan Duwur Semarang 50234
 Telp. (024) 8441555, 8505003 (hunting) Fax. (024) 8415429 - 8445265
 e-mail: unika@unika.ac.id http://www.unika.ac.id

Unika
SOEGIJAPRANATA



N o m o r : 3305/B.7.3/FP/V/2017
 Lamp. : -
 H a l : **Ijin Penelitian**

Semarang, 15 Mei 2017

Kepada Yth.

Bp. Andy Kurniawan

HRD CV. Jangkar Food

Jl. Semarang - Surakarta, Lemah Abang, Karangjati
 Ungaran


Dengan hormat,

Kami mohon bantuan Bapak/Ibu, untuk berkenan memberikan ijin kepada mahasiswa/i Fakultas Psikologi Unika Soegijapranata Semarang tersebut dibawah ini :

N a m a : Myke Theo
 N I M / N I R M : 12.40.0170
 T e m p a t / T g l / L a h i r : Semarang, 18 April 1993
 A l a m a t : Jl. Senjoyo 2 No. 5, Semarang

untuk mengadakan penelitian di CV. Jangkar Food Ungaran dalam rangka Penyusunan Tugas Skripsi dengan judul "**Hubungan Kebahagiaan Dengan Produktifitas Kerja Karyawan CV. X**", di bawah bimbingan Dosen Pembimbing **Dr. Y. Bagus Wismanto, MS**

Demikian atas bantuan serta kerja sama Bapak/Ibu, kami mengucapkan terima kasih.

Dekan,
R. Sih Setija Utami, M.Kes

N P P : 058.1.1990.068

Tembusan :

- Yang bersangkutan

Doc. by Deonesia

CV. JANGKAR FOOD**SURAT KETERANGAN**

Hal: Surat Keterangan penelitian

Yang bertanda tangan di bawah ini :

Nama : Andy Kurniawan

Jabatan: Human Resources Departement (HRD) CV Jangkar Food

Dengan ini menerangkan bahwa yang bersangkutan di bawah ini:

Nama : Myke Theo

NIM : 12.40.0170

Alamat: Jl. Senjoyo 2 nomor 5. Kota Semarang

Adalah benar telah melakukan penelitian di CV Jangkar Food dengan judul penelitian "Hubungan antara Kebahagiaan dengan Produktivitas Kerja Karyawan CV X". Dan yang bersangkutan telah melakukan penelitian terhitung dari tanggal 21 Mei 2017 hingga 9 Juni 2017.

Dengan demikian surat keterangan ini dibuat dengan benar dan untuk dipergunakan sebagaimana mestinya.

Ungaran, 19 Mei 2017



CV JANGKAR FOOD

Andy Kurniawan

5269 matches from 120 sources, of which 29 are online sources.

PlagLevel: 7.3%/90.4%

- [0] (703 matches, 0.0%/90.4%) from your PlagScan document "Myke_Theo_1...wan_CV_\"x\".docx" dated 2017-08-09
- [1] (698 matches, 0.0%/90.3%) from your PlagScan document "Myke_Theo_1...aryawan_CV_X.docx" dated 2017-08-08
- [2] (682 matches, 0.0%/88.8%) from your PlagScan document "Myke_Theo_1...wan_CV_\"X\".docx" dated 2017-08-03
- [3] (51 matches, 1.9%/5.2%) from your PlagScan document "Fita 12.40....sial keluarga.doc" dated 2017-07-24
- [4] (39 matches, 1.0%/4.4%) from a PlagScan document of your organisation...IA ADININGSIH.pdf" dated 2016-10-21
- [5] (44 matches, 1.7%/4.8%) from a PlagScan document of your organisation...ira Pusparani.pdf" dated 2016-05-23
- [6] (39 matches, 2.0%/4.2%) from a PlagScan document of your organisation....0006-11 Nov.docx" dated 2016-11-11
- [7] (44 matches, 1.7%/4.6%) from a PlagScan document of your organisation...a Eka Pratiwi.pdf" dated 2016-05-23
- [8] (38 matches, 1.4%/4.1%) from a PlagScan document of your organisation...L PADA REMAJA.pdf" dated 2016-03-01
- [9] (39 matches, 1.3%/4.2%) from a PlagScan document of your organisation...071 widowati.docx" dated 2016-03-16
- [10] (28 matches, 1.6%/3.5%) from a PlagScan document of your organisation....42.0042 Geby.doc" dated 2016-03-29
- [11] (36 matches, 1.5%/3.7%) from a PlagScan document of your organisation...0.0120 LINDA.pdf" dated 2016-03-30
- [12] (47 matches, 1.7%/4.6%) from a PlagScan document of your organisation...i Tungga Dewi.doc" dated 2017-02-27
- [13] (40 matches, 0.9%/4.0%) from your PlagScan document "Tri_Ayu_Yul...ADA_MAHASISWI.doc" dated 2017-07-19
- [14] (28 matches, 0.9%/3.2%) from a PlagScan document of your organisation...PROBLEMATIK.docx" dated 2017-03-20
- [15] (26 matches, 0.6%/3.3%) from a PlagScan document of your organisation...arturo 1803.docx" dated 2016-10-18
- [16] (35 matches, 0.9%/3.6%) from a PlagScan document of your organisation...impinan_Tran.docx" dated 2017-04-28
- [17] (35 matches, 1.1%/3.8%) from elovanitiara.weebly.com/uploads/4/8/6/9/48691135/04.40.0040_aditya_dessy_p.pdf
- [18] (21 matches, 0.3%/2.7%) from a PlagScan document of your organisation...A. Juwarisman.doc" dated 2016-03-15
- [19] (21 matches, 0.7%/2.9%) from a PlagScan document of your organisation... Susiana Dewi.doc" dated 2016-03-31
- [20] (21 matches, 0.7%/2.9%) from a PlagScan document of your organisation...0006 susiana.docx" dated 2016-03-31
- [21] (18 matches, 0.4%/2.5%) from a PlagScan document of your organisation...oping_Stress.docx" dated 2017-05-02
- [22] (17 matches, 0.6%/2.7%) from repository.uinjkt.ac.id/dspace/bitstream/123456789/7414/1/AZMI_NASRULLAH-PSI.pdf
- [23] (22 matches, 0.6%/3.0%) from a PlagScan document of your organisation...ESUDAH_UJIAN.docx" dated 2017-06-22
- [24] (10 matches, 0.4%/2.2%) from a PlagScan document of your organisation...erhadap_Inov.docx" dated 2017-03-05
(+ 1 documents with identical matches)
- [26] (9 matches, 0.3%/2.2%) from a PlagScan document of your organisation...0.0082 Johan.docx" dated 2016-05-11
- [27] (9 matches, 0.3%/2.2%) from a PlagScan document of your organisation...johan hanang.docx" dated 2016-06-09
- [28] (1 matches, 0.0%/1.5%) from repository.maranatha.edu/5343/2/0130022_Appendies.pdf
- [29] (54 matches, 2.9%/3.8%) from a PlagScan document of your organisation...an_disosiatif.pdf" dated 2016-10-31
- [30] (54 matches, 2.9%/3.7%) from a PlagScan document of your organisation...an_Disosiatif.pdf" dated 2017-03-16
- [31] (45 matches, 1.3%/2.9%) from a PlagScan document of your organisation...osional_suami.pdf" dated 2017-03-21
- [32] (44 matches, 1.7%/2.9%) from a PlagScan document of your organisation...umen_di_BKPM.docx" dated 2016-02-09
- [33] (32 matches, 0.5%/3.0%) from repository.uinjkt.ac.id/dspace/bitstream/123456789/1068/1/ADI_SUHADDI-FPS.pdf
- [34] (43 matches, 1.0%/2.7%) from a PlagScan document of your organisation...ika Wesareak.docx" dated 2016-06-21
- [35] (43 matches, 1.4%/2.6%) from a PlagScan document of your organisation...Anggi Nugroho.pdf" dated 2016-05-23
(+ 1 documents with identical matches)
- [37] (43 matches, 1.2%/2.5%) from a PlagScan document of your organisation...0.0134 Fandy.docx" dated 2016-04-01
- [38] (31 matches, 1.0%/2.1%) from a PlagScan document of your organisation...40.0079 Vio.docx" dated 2016-05-02
- [39] (31 matches, 1.0%/2.1%) from a PlagScan document of your organisation...09.40.0079.docx" dated 2016-02-29
- [40] (29 matches, 0.7%/1.8%) from a PlagScan document of your organisation...Purnamasari.docx" dated 2016-04-04
- [41] (37 matches, 1.0%/2.2%) from a PlagScan document of your organisation...0.0198 Gerry.docx" dated 2016-05-18
- [42] (31 matches, 0.5%/2.0%) from your PlagScan document "Catalina_Fr...iswa_kelas_XI.doc" dated 2017-06-21
- [43] (36 matches, 1.2%/2.2%) from a PlagScan document of your organisation... Febrian Ayu.docx" dated 2016-03-29
- [44] (37 matches, 0.7%/2.2%) from your PlagScan document "Irene_Novit...a_Remaja_SMP.docx" dated 2017-06-21
- [45] (34 matches, 1.5%/2.1%) from your PlagScan document "Diarioem_Ria...nita_karir_b.docx" dated 2017-06-07
(+ 1 documents with identical matches)
- [47] (31 matches, 0.6%/1.9%) from a PlagScan document of your organisation...k Triyuliani.docx" dated 2016-08-03
- [48] (29 matches, 0.9%/1.8%) from a PlagScan document of your organisation... LAURENSIA K.docx" dated 2016-03-16
- [49] (35 matches, 0.7%/2.0%) from your PlagScan document "Ima_Pana_Pr...pada_Remaja.docx" dated 2017-07-02
- [50] (27 matches, 0.8%/1.7%) from a PlagScan document of your organisation...garetha Zella.doc" dated 2016-11-11