





PROJECT REPORT

Transaction Accounting System Using GnuCash

	PERPUSTAKAAN
NO. INV :	231 / S / IK / C.1
TGL :	16 10 / 2014
PARAF :	

Putra Aditya Devi Suryani

09.02.0014

2013

FACULTY OF COMPUTER SCIENCE

SOEGLJAPRANATA CATHOLIC UNIVERSITY

Jl. Pawiyatan Luhur IV/1, Bendan Duwur, SEMARANG 50234

Telp. 024-8441555 (hunting) Web: <http://www.unika.ac.id>


Email: ikom@unika.ac.id

APPROVAL AND RATIFICATION PAGE
PROJECT REPORT
Transaction Accounting System
Using GnuCash

This project report has been approved and ratified by the Dean of faculty
of Computer Science and Supervisor on September 13th 2013

With Approval,

Examiners,



Suyanto E.A. Ir, M.Sc
NPP : 058.1.1992.116

Supervisor,



Shinta Estri Wahyuningrum, S.Si., M.Cs
NPP : 058.1.2007.272

Examiners,



Hironimus Leong, S.Kom., M.Kom
NPP : 058.1.2007.273

Examiners,




R. Setiawan Aji Nugroho, ST., McompIT
NPP : 058.1.2004.264

Examiners,



Rosita Herawati, ST., MIT
NPP : 058.1.2004.263

Dean of Faculty of Computer Science,



Hironimus Leong, S.Kom., M.Kom
NPP : 058.1.2007.273

STATEMENT OF ORIGINALITY


Here by signed,

Name : Putu Aditya Devi Suryani

ID : 09.02.0014

Certify that this project was made by myself and not copy or plagiarizes from other people, except that in writing expressed to the other article. If it is proven that this project was plagiarizes on copy the other, I am ready to accept a sanction.

Semarang, September 13th 2013



Putu Aditya Devi Suryani

09.02.0014

ABSTRACT

Financial accounting software allows us to record financial transactions and can display ledger, income, or cash flows. This Project describes how to count and record financial transactions reports are computerized. The Software used in this project is a software GnuCash version 2.47. Gnucash is accounting software designed to simplify the use of which is flexible. There are menus on the GnuCash serves to transaction activity enter personal and small business finances. The project is expected to provide an overview of software usage in Gnucash for managing the activities of financial accounting and produce financial reports with fast, accurate, and practical.

Keyword : accounting, accounting applications, and Gnucash.

FOREWORD


Thanks to God for the bless, I have been completed this project with title:
Transaction Accounting System Using GnuCash

In this opportunity, writer would thanks to:

1. My parents for their support, love, and pray.
2. Shinta Estri Wahyuningrum as my supervisor, for his advice and ideas that inspired me.
3. All lecturers in Faculty of Computer Science.
4. All my best friend in ikom and many more for support to finish this project.
5. IKOM SOEGIJAPRANATA CHATOLIC UNIVERSITY.

Finally, writer apologizes because this project is not perfect, Hopefully This project may be useful for everyone.

Semarang, September 13th 2013



Putu Aditya Devi Suryani

09.02.0014

Table of Contents

PROJECT REPORT	i
APPROVAL AND RATIFICATION PAGE.....	ii
STATEMENT OF ORIGINALITY	iii
ABSTRACT	iv
FOREWORD.....	v
TABLE OF CONTENTS.....	vi
TABLE OF FIGURE.....	viii
CHAPTER I.....	1
Introduction.....	1
1.1 Background.....	1
1.2 Purpose.....	2
1.3 Problems.....	2
CHAPTER II.....	3
Literature Study.....	3
2.1 GnuCash.....	3
2.2 Accounting.....	3
2.2.1 Personal Accounting.....	4
2.2.2 Company Accounting.....	4
CHAPTER III.....	5
Methodology.....	5
CHAPTER IV.....	6
Discussion and Result	6
4.1 Installation Method	6
4.2 Menu GnuCash.....	12
4.3 Experiments.....	16
CHAPTER V.....	33
Conclusion and Further Research.....	33

5.1 Conclusion.....	33
5.2 Further Research.....	33
References.....	34

Table of Figure

Figure 2.1 Accounting Equation.....	3
Figure 3.1 Flowchart Methodology.....	5
Figure 4.1 Install GnuCash.....	6
Figure 4.2 GnuCash.....	7
Figure 4.3 Tips GnuCash.....	8
Figure 4.4 The First New Account Setup.....	8
Figure 4.5 The Second Choose Currency.....	9
Figure 4.6 The third Categories Account Setup.....	10
Figure 4.7 The fourth New Account Setup.....	10
Figure 4.8 The fifth Finish Account Setup.....	11
Figure 4.9 Save As Setup.....	11
Figure 4.10 GnuCash screen	13
Figure 4.11 New Account	14
Figure 4.12 Account Preferences.....	16
Figure 4.13 Date/Time Preferences.....	16
Figure 4.14 Reports Preferences.....	17
Figure 4.15 Opening Balance.....	18
Figure 4.16 Saving Account	18
Figure 4.17 Electricity Transaction.....	19
Figure 4.18 Date Setup.....	19
Figure 4.19 Edukasi Transaction.....	20
Figure 4.20 Balance Sheet 1.....	20
Figure 4.21 Investation Transaction.....	21
Figure 4.22 Borrow to Bank.....	21
Figure 4.23 Buy Copier Transaction.....	21
Figure 4.24 New Vendor.....	22

Figure 4.25 New Bill.....	23
Figure 4.26 Bill Screen.....	24
Figure 4.27 Post (Bill).....	24
Figure 4.28 Purchase photocopy equipment transaction.....	25
Figure 4.29 Receive income.....	25
Figure 4.30 Paying salary.....	25
Figure 4.31 Cost repair copier.....	25
Figure 4.32 Process Payment (Vendor).....	26
Figure 4.33 Pay for debt.....	26
Figure 4.34 New Customer	27
Figure 4.35 New Job.....	27
Figure 4.36 New Invoice.....	28
Figure 4.37 View Invoice Screen.....	28
Figure 4.38 Post (Customer).....	29
Figure 4.39 Process Payment (Customer).....	29
Figure 4.40 Account Summary.....	30
Figure 4.41 Balance Sheet 2.....	31
Figure 4.42 Cash Flow.....	32
Figure 4.43 Profit and Loss.....	33