




PROJECT REPORT

Authenticity of Digital Image Analysis

Eric Christianto

08.02.0005

2013

	PERPUSTAKAAN
NO. INV :	225 / S / IK / E.1
TGL :	16 / 01 / 2014
PARAF :	<i>Ym</i>

FACULTY OF COMPUTER SCIENCE

SOEGIJAPRANATA CATHOLIC UNIVERSITY

Jl. Pawiyatan Luhur IV/1, Bendan Duwur, SEMARANG 50234

Telp. 024-8441555 (hunting) Web: <http://www.unika.ac.id>

Email: ikom@unika.ac.id

APPROVAL AND RATIFICATION PAGE


PROJECT REPORT

Authenticity of Digital Image Analysis

This project report has been approved and ratified by the Dean of faculty of Computer Science and Supervisor on September 16th 2013

With Approval,


Examiners,



R. Setiawan Aji Nugroho, ST., McompIT

NPP : 058.1.2004.264

Supervisor,



Hironimus Leong, S.Kom., M.Kom

NPP : 058.1.2007.273

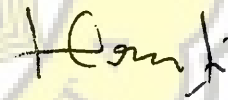
Examiners,



Suyanto E.A. Ir, M.Sc

NPP : 058.1.1992.116

Examiners,



Rosita Herawati, ST., MIT

NPP : 058.1.2004.263

Examiners,



Shinta Estri Wahyuningrum, S.Si

NPP : 058.1.2007.272

Dean of Faculty of Computer Science,



Hironimus Leong, S.Kom., M.Kom

NPP : 058.1.2007.273

STATEMENT OF ORIGINALITY

Here by signed,

Name : Eric Christianto

ID : 08.02.0005

Certify that this project was made by myself and not copy or plagiarizes from other people, except that in writing expressed to the other article. If it is proven that this project was plagiarizes on copy the other, I am ready to accept a sanction.

Semarang, September 16th 2013




Eric Christianto

08.02.0005

ABSTRACT

Often the artist's photographs, officer or community leaders are circulating on the internet is misused. Asked for his opinion telematics experts usually to clarify the authenticity of the photo. Is it genuine or merely a result of digital imaging in engineering. Photographs undoubtedly authenticity because it is already through the process engineering (retouch) using software image editor. The writer want to make identifying the authenticity of images (digital image forensic) become easier.



FOREWORD

Thanks to God, I have been completed this project with title:

Authenticity of Digital Image Analysis

In this opportunity, writer would thanks to:

1. My Father Jo Bun Kwie, My Mother Oey Sien Sian, my brother Matthew Christianto and My Sister Angelina Christianto for their support, love, and pray.
2. All lecturers in Faculty of Computer Science.
3. All my Friend in Ikom and many more for support to finish this project.
4. IKOM SOEGLJAPRANATA CATHOLIC UNIVERSITY.

Finally, writer is aware that there are still many flaws in this project.

Hopefully this project may be useful for everyone.

Semarang, September 16th 2013



Eric Christianto

08.02.0005

TABLE OF CONTENT

COVER.....	i
APPROVAL AND RATIFICATION PAGE.....	ii
STATEMENT OF ORIGINALITY.....	iii
ABSTRACT.....	iv
FOREWORD.....	v
TABLE OF CONTENT.....	vi
TABLE OF IMAGE.....	viii
TABLE OF TABLE.....	ix
CHAPTER I: INTRODUCTION.....	1
1.1 Background.....	1
1.2 Scope.....	2
1.3 Objective.....	2
CHAPTER II: LITERATURE STUDY.....	3
2.1 Literature Study.....	3
2.1.1 Digital Image Processing.....	3
2.1.2 Histogram.....	4
2.1.3 Object.....	5
CHAPTER III: PLANNING.....	7
3.1 Research Methodology.....	7
3.2 Project Schedules.....	7
CHAPTER IV: ANALYSIS AND DESIGN.....	8
4.1 Analysis.....	8
4.1.1 Application Analysis.....	8
4.1.2 Design.....	9
CHAPTER V: IMPLEMENTATION AND TESTING.....	10
5.1 Implementation.....	10
5.1.1 Experimental Implementation Research.....	10
5.2 Testing.....	10

5.1.1 Experimental Implementation Research.....	10
5.2 Testing.....	10
5.2.1 Experiment Result Testing.....	10
5.2.1.1 Using the histogram.....	10
5.2.1.2 Observe the light source.....	14
5.2.1.3 Paying attention to the details.....	20
CHAPTER VI: CONCLUSION AND FURTHER RESEARCH.....	22
6.1 Conclusion.....	22
6.2 Further Research.....	22
REFERENCES.....	23




TABLE OF IMAGE

Image 4.1.2.a Histogram Design.....	9
Image 4.1.2.b Histogram Design.....	9
Image 5.2.1.1.a Histogram Image.....	10
Image 5.2.1.1.b Histogram Image.....	11
Image 5.2.1.1.c Histogram Image.....	11
Image 5.2.1.1.d Histogram Image.....	12
Image 5.2.1.1.e Histogram Image.....	12
Image 5.2.1.1.f Histogram Image.....	13
Image 5.2.1.2.a Adjust Color Levels.....	14
Image 5.2.1.2.b Light Source.....	15
Image 5.2.1.2.c Light Source.....	15
Image 5.2.1.2.d Light Source.....	16
Image 5.2.1.2.e Light Source.....	17
Image 5.2.1.2.f Light Source.....	18
Image 5.2.1.2.g Light Source.....	19
Image 5.2.1.3.a Details Image.....	20
Image 5.2.1.3.b Details Image.....	20
Image 5.2.1.3.c Details Image.....	21

TABLE OF TABLE

Table 3.2 Table of project schedules.....	7
Table 5.2 Table of testing conclusions.....	21

