

EPS Sebelum Pemecahan Saham
TAHUN 2000 - 2003

NO	TAHUN	KODE SAHAM	NAMA PERUSAHAAN	EPS Sebelum (i)	DPS Sebelum (i)
1	2	3	4	6	6
1	2000	TMPI	Artha Graha Investama Sentral (AGIS) Tbk	27	2,00
2		ASGR	Astra Graphia Tbk	660	75,00
3		AHAP	Asuransi Harta Aman Tbk	130	100,00
4		BASS	Bahtera Adimina Samudra Tbk	80	30,00
5		RMBA	Bentoel Internasional Investama Tbk	113	1,50
6		ESTI	Ever Shine Textile Industries Tbk	196	75,00
7		FAST	Fast Food Indonesia Tbk	511	91,00
8		INDF	Indofood Sukses Makmur Tbk	615	47,00
9		INTA	Intraco Penta Tbk	1027	15,00
10		MREI	Maskapai Reasuransi Indonesia Tbk	114	69,00
11		MEDC	Medco Energi Internasional Tbk	564	60,00
12		MIRA	Mitra Rajasa Tbk	-357	50,00
13		SONA	Sona Topas Tourism Industries Tbk	89	50,00
14		TIRT	Tirta Mahakam Playwood Industries Tbk	14	10,00
15		TRST	Trias Sentosa Tbk	-41	40,00
16		TRIM	Trimegah Securitas Tbk	20	2,50
17	2001	BBCA	Bank Central Asia Tbk	390	115,00
18		RMBA	Bentoel Internasional Investama Tbk	97	10,00
19		CPIN	Charoen Pokphand Indonesia Tbk	413	125,00
20		RALS	Ramayana Lestari Sentosa Tbk	328	100,00
21		SRSN	Sarasa Nugraha Tbk	87	12,50
22		STTP	Siantar TOP Tbk	195	85,00
23		SUBA	Suba Indah Tbk	-4	250,00
24		SMPL	Summitplast Interbenua Tbk	77	75,00
25		SIMM	Surya Intrindo Makmur Tbk	105	95,00
26		TBLA	Tunas Baru Lampung Tbk	22	2,00
27		TURI	Tunas Ridean Tbk	370	85,00
28		ULTJ	Ultrajaya Tbk	91	44,00
29	2002	ACAP	Andhi Chandra Automotive Product Tbk	103	20,00
30		ASDM	Asuransi Dayin Mitra Tbk	74	5,00
31		BBIA	Bank Buana Indonesia Tbk	244	32,00
32		PNBN	Bank Pan Indonesia	3	88,00
33		BLTA	Berlian Laju Tanker	270	15,00
34		FMII	Fortune Mate Indonesia Tbk	24	50,00
35		HEXA	Hexindo Adiperkasa Tbk	577	40,00
36		MRAT	Mustika Ratu Tbk	284	150,00
37		PANS	Panin Sekuritas Tbk	59	22,50
38		SMRA	Summarecon Agung Tbk	771	25,00
39		VOKS	Voksel Electric Tbk	258	98,00
40	2003	AHAP	Asuransi Harta Aman Tbk	70	70,00
41		NISP	Bank NISP Tbk	42	250,00
42		EPMT	Enseval Putra Megatrading Tbk	375	44,00
43		PBRX	Pan Brother Tex Tbk	190	50,00
44		PNLF	Panin Life Tbk	5	7,00
45		PNIN	Panin Insurance Tbk	26	9,00
46		POOL	Pool Asuransi Indonesia Tbk	117	60,00
47		SMSM	Selamat Sempurana Tbk	206	90,00
Jumlah				9.631,00	2.842,00
Rata-rata				204,91	60,47

DPS Sebelum Pemecahan Saham
TAHUN 2000 - 2003

NO	TAHUN	KODE SAHAM	NAMA PERUSAHAAN	DPS Sebelum (i)
1	2	3	4	6
1	2000	TMPI	Artha Graha Investama Sentral (AGIS) Tbk	2,00
2		ASGR	Astra Graphia Tbk	75,00
3		AHAP	Asuransi Harta Aman Tbk	100,00
4		BASS	Bahtera Adimina Samudra Tbk	30,00
5		RMBA	Bentoel Internasional Investama Tbk	1,50
6		ESTI	Ever Shine Textile Industries Tbk	75,00
7		FAST	Fast Food Indonesia Tbk	91,00
8		INDF	Indofood Sukses Makmur Tbk	47,00
9		INTA	Intraco Penta Tbk	15,00
10		MREI	Maskapai Reasuransi Indonesia Tbk	69,00
11		MEDC	Medco Energi Internasional Tbk	60,00
12		MIRA	Mitra Rajasa Tbk	50,00
13		SONA	Sona Topas Tourism Industries Tbk	50,00
14		TIRT	Tirta Mahakam Playwood Industries Tbk	10,00
15		TRST	Trias Sentosa Tbk	40,00
16		TRIM	Trimegah Securitas Tbk	2,50
17		2001	BBCA	Bank Central Asia Tbk
18	RMBA		Bentoel Internasional Investama Tbk	10,00
19	CPIN		Charoen Pokphand Indonesia Tbk	125,00
20	RALS		Ramayana Lestari Sentosa Tbk	100,00
21	SRSN		Sarasa Nugraha Tbk	12,50
22	STTP		Siantar TOP Tbk	85,00
23	SUBA		Suba Indah Tbk	250,00
24	SMPL		Summitplast Interbenua Tbk	75,00
25	SIMM		Surya Intrindo Makmur Tbk	95,00
26	TBLA		Tunas Baru Lampung Tbk	2,00
27	TURI		Tunas Ridean Tbk	85,00
28	ULTJ		Ultrajaya Tbk	44,00
29	2002	ACAP	Andhi Chandra Automotive Product Tbk	20,00
30		ASDM	Asuransi Dayin Mitra Tbk	5,00
31		BBIA	Bank Buana Indonesia Tbk	32,00
32		PNBN	Bank Pan Indonesia	88,00
33		BLTA	Berlian Laju Tanker	15,00
34		FMII	Fortune Mate Indonesia Tbk	50,00
35		HEXA	Hexindo Adiperkasa Tbk	40,00
36		MRAT	Mustika Ratu Tbk	150,00
37		PANS	Panin Sekuritas Tbk	22,50
38		SMRA	Summarecon Agung Tbk	25,00
39	VOKS	Voksel Electric Tbk	98,00	
40	2003	AHAP	Asuransi Harta Aman Tbk	70,00
41		NISP	Bank NISP Tbk	250,00
42		EPMT	Enseval Putra Megatrading Tbk	44,00
43		PBRX	Pan Brother Tex Tbk	50,00
44		PNLF	Panin Life Tbk	7,00
45		PNIN	Panin Insurance Tbk	9,00
46		POOL	Pool Asuransi Indonesia Tbk	60,00
47	SMSM	Selamat Sempurana Tbk	90,00	
Jumlah				2.842,00
Rata-rata				60,47

Rata-Rata Harga Saham, Perubahan Harga Saham dan Perhitungan Perubahan Harga Saham
TAHUN 2000 - 2003

NO	TAHUN	NAMA PERUSAHAAN	Kode Saham	Harga Saham 7,5 Bulan Sebelum i	Harga Saham 4,5 Bulan Sesudah f	Perubahan 7 = 6 - 5	Hasil Perhitungan 8 = (7:5)
1	2	3	4	5	6	7 = 6 - 5	8 = (7:5)
1	2000	Artha Graha Investama Sentral (AGIS) Tbk	TMPI	938,41	484,09	(454)	(0,48414)
2		Astra Graphia Tbk	ASGR	4.048,86	841,66	(3.207)	(0,79212)
3		Asuransi Harta Aman Tbk	AHAP	2.201,36	1.424,22	(777)	(0,35303)
4		Bahtera Adimina Samudra Tbk	BASS	2.580,44	668,22	(1.912)	(0,74104)
5		Bentoel Internasional Investama Tbk	RMBA	4.517,46	606,78	(3.911)	(0,86568)
6		Ever Shine Textile Industries Tbk	ESTI	978,55	225,17	(753)	(0,76989)
7		Fast Food Indonesia Tbk	FAST	9.384,27	867,79	(8.516)	(0,90753)
8		Indofood Sukses Makmur Tbk	INDF	3.441,00	857,71	(2.583)	(0,75074)
9		Intraco Penta Tbk	INTA	1.365,79	427,92	(938)	(0,68669)
10		Maskapai Reasuransi Indonesia Tbk	MREI	1.595,32	533,31	(1.062)	(0,66570)
11		Medco Energi Internasional Tbk	MEDC	4.085,71	998,29	(3.087)	(0,75566)
12		Mitra Rajasa Tbk	MIRA	672,65	414,88	(258)	(0,38322)
13		Sona Topas Tourism Industries Tbk	SONA	766,82	369,65	(397)	(0,51794)
14		Tirta Mahakam Plywood Industries Tbk	TIRT	847,21	232,47	(615)	(0,72561)
15		Trias Sentosa Tbk	TRST	654,47	80,81	(574)	(0,87653)
16		Trimegah Securitas Tbk	TRIM	1.275,65	483,75	(792)	(0,62078)
17	2001	Bank Central Asia Tbk	BBCA	1.684,82	1.058,99	(626)	(0,37145)
18		Bentoel Internasional Investama Tbk	RMBA	445,72	145,20	(301)	(0,67423)
19		Charoen Pokphand Indonesia Tbk	CPIN	2.641,34	565,70	(2.076)	(0,78583)
20		Ramayana Lestari Sentosa Tbk	RALS	2.716,90	361,67	(2.355)	(0,86688)
21		Sarasa Nugraha Tbk	SRSN	993,32	269,98	(723)	(0,72820)
22		Siantar TOP Tbk	STTP	1.254,03	275,95	(978)	(0,77995)
23		Suba Indah Tbk	SUBA	442,49	68,18	(374)	(0,84592)
24		Summitplast Interbenua Tbk	SMPL	1.351,71	279,68	(1.072)	(0,79309)
25		Surya Intrindo Makmur Tbk	SIMM	2.335,90	509,41	(1.826)	(0,78192)
26		Tunas Baru Lampung Tbk	TBLA	1.253,05	302,11	(951)	(0,75890)
27		Tunas Ridean Tbk	TURI	1.306,71	266,55	(1.040)	(0,79601)
28		Ultrajaya Tbk	ULTJ	1.054,86	315,78	(739)	(0,70064)
29	2002	Andhi Chandra Automotive Product Tbk	ACAP	1.841,58	344,00	(1.498)	(0,81320)
30		Asuransi Dayin Mitra Tbk	ASDM	300,63	186,77	(114)	(0,37874)
31		Bank Buana Indonesia Tbk	BBIA	1.088,41	664,48	(424)	(0,38949)
32		Bank Pan Indonesia	PNBN	178,56	200,89	22	0,12506
33		Berlian Laju Tanker	BLTA	1.358,67	665,74	(693)	(0,51001)
34		Fortune Mate Indonesia Tbk	FMII	851,74	195,93	(656)	(0,76997)
35		Hexindo Adiperkasa Tbk	HEXA	1.131,43	518,83	(613)	(0,54144)
36		Mustika Ratu Tbk	MRAT	1.986,64	386,73	(1.600)	(0,80533)
37		Panin Sekuritas Tbk	PANS	263,78	119,03	(145)	(0,54875)
38		Summarecon Agung Tbk	SMRA	458,27	84,30	(374)	(0,81605)
39		Voksel Electric Tbk	VOKS	217,08	140,29	(77)	(0,35374)
40	2003	Asuransi Harta Aman Tbk	AHAP	3.391,76	276,22	(3.116)	(0,91856)
41		Bank NISP Tbk	NISP	700,63	245,81	(455)	(0,64916)
42		Enseval Putra Megatrading Tbk	EPMT	1.046,12	447,74	(598)	(0,57200)
43		Pan Brother Tex Tbk	PBRX	1.773,17	310,67	(1.463)	(0,82479)
44		Panin Life Tbk	PNLF	262,03	145,61	(116)	(0,44430)
45		Panin Insurance Tbk	PNIN	1.213,21	194,96	(1.018)	(0,83930)
46		Pool Asuransi Indonesia Tbk	POOL	1.250,00	625,00	(625)	(0,50000)
47		Selamat Sempurna Tbk	SMSM	1.479,79	310,02	(1.170)	(0,79050)
Jumlah				77.628,32	19.998,94	(57629)	(31,11962)
Rata-rata				1.651,67	425,51	(1226,157)	(0,66212)

Kode Saham Perusahaan yang Melakukan Pemecahan Saham
TAHUN 2000 - 2003

NO	TAHUN	NAMA PERUSAHAAN	KODE SAHAM
1	2000	Artha Graha Investama Sentral (AGIS) Tbk	TMPI
2		Astra Graphia Tbk	ASGR
3		Asuransi Harta Aman Tbk	AHAP
4		Bahtera Adimina Samudra Tbk	BASS
5		Bentoel Internasional Investama Tbk	RMBA
6		Ever Shine Textile Industries Tbk	ESTI
7		Fast Food Indonesia Tbk	FAST
8		Indofood Sukses Makmur Tbk	INDF
9		Intraco Penta Tbk	INTA
10		Maskapai Reasuransi Indonesia Tbk	MREI
11		Medco Energi Internasional Tbk	MEDC
12		Mitra Rajasa Tbk	MIRA
13		Sona Topas Tourism Industries Tbk	SONA
14		Tirta Mahakam Playwood Industries Tbk	TIRT
15		Trias Sentosa Tbk	TRST
16		Trimegah Securitas Tbk	TRIM
17		Bank Central Asia Tbk	BBCA
18		2001	Bentoel Internasional Investama Tbk
19	Charoen Pokphand Indonesia Tbk		CPIN
20	Ramayana Lestari Sentosa Tbk		RAIS
21	Sarasa Nugraha Tbk		SRSN
22	Siantar TOP Tbk		STTP
23	Suba Indah Tbk		SUBA
24	Summitplast Interbenua Tbk		SMPL
25	Surya Intrindo Makmur Tbk		SIMM
26	Tunas Baru Lampung Tbk		TBLA
27	Tunas Ridean Tbk		TURI
28	Ultrajaya Tbk		ULTJ
29	2002	Andhi Chandra Automotive Product Tbk	ACAP
30		Asuransi Dayin Mitra Tbk	ASDM
31		Bank Buana Indonesia Tbk	BBIA
32		Bank Pan Indonesia	PNBN
33		Berlian Laju Tanker	BLTA
34		Fortune Mate Indonesia Tbk	FMII
35		Hexindo Adiperkasa Tbk	HEXA
36		Mustika Ratu Tbk	MRAT
37		Panin Sekuritas Tbk	PANS
38		Summarecon Agung Tbk	SMRA
39		Voksel Electric Tbk	VOKS
40	2003	Asuransi Harta Aman Tbk	AHAP
41		Bank NISP Tbk	NISP
42		Enseval Putra Megatrading Tbk	EPMT
43		Pan Brother Tex Tbk	PBRX
44		Panin Life Tbk	PNLF
45		Panin Insurance Tbk	PNIN
46		Pool Asuransi Indonesia Tbk	POOL
47		Selamat Sempurana Tbk	SMSM

Tanggal Pengumuman Pemecahan Saham
TAHUN 2000 - 2003

NO	TAHUN	KODE SAHAM	NAMA PERUSAHAAN	Tanggal Pengumuman Pemecahan Saham	Tanggal 7,5 Bulan Sebelum	Tanggal 4,5 Bulan Sesudah
1	2000	TMPI	Artha Graha Investama Sentral (AGIS) Tbk	17/02/2000	02/07/99	01/07/00
2		ASGR	Astra Graphia Tbk	06/03/2000	22/07/99	21/07/00
3		AHAP	Asuransi Harta Aman Tbk	29/09/2000	14/02/00	13/02/01
4		BASS	Bahtera Adimina Samudra Tbk	06/10/2000	21/02/00	20/02/01
5		RMBA	Bentoel Internasional Investama Tbk	02/04/2000	17/08/99	17/08/00
6		ESTI	Ever Shine Textile Industries Tbk	07/12/2000	20/04/00	22/04/01
7		FAST	Fast Food Indonesia Tbk	01/12/2000	14/04/00	15/04/01
8		INDF	Indofood Sukses Makmur Tbk	21/12/2000	05/05/00	05/05/01
9		INTA	Intraco Penta Tbk	02/11/2000	17/03/00	17/03/01
10		MREI	Maskapai Reasuransi Indonesia Tbk	07/08/2000	22/12/99	22/12/00
11		MEDC	Medco Energi Internasional Tbk	31/05/2000	15/10/99	16/10/00
12		MIRA	Mitra Rajasa Tbk	10/08/2000	23/12/99	22/12/00
13		SONA	Sona Topas Tourism Industries Tbk	05/04/2000	20/08/99	21/08/00
14		TIRT	Tirta Mahakam Playwood Industries Tbk	12/05/2000	27/08/99	28/08/00
15		TRST	Trias Sentosa Tbk	06/10/2000	21/02/00	22/02/01
16		TRIM	Trimegah Securitas Tbk	19/04/2000	03/09/99	03/09/00
17	2001	BBCA	Bank Central Asia Tbk	14/05/2001	29/09/00	29/09/01
18		RMBA	Bentoel Internasional Investama Tbk	29/01/2001	14/06/00	13/06/01
19		CPIN	Charoen Pokphand Indonesia Tbk	11/01/2001	26/05/00	28/05/01
20		RALS	Ramayana Lestari Sentosa Tbk	14/12/2001	27/04/01	29/04/02
21		SRSN	Sarasa Nugraha Tbk	03/08/2001	18/12/00	19/12/01
22		STTP	Siantar TOP Tbk	19/12/2001	04/05/01	06/05/02
23		SUBA	Suba Indah Tbk	05/01/2001	19/05/00	21/05/01
24		SMPL	Summitplast Interbenua Tbk	30/07/2001	15/12/00	19/12/01
25		SIMM	Surya Intrindo Makmur Tbk	29/08/2001	12/01/01	14/01/02
26		TBLA	Tunas Baru Lampung Tbk	26/10/2001	12/03/01	11/03/02
27		TURI	Tunas Ridean Tbk	05/07/2001	20/11/00	20/11/01
28	ULTJ	Ultrajaya Tbk	11/01/2001	26/05/00	28/05/01	
29	2002	ACAP	Andhi Chandra Automotive Product Tbk	03/01/2002	29/05/01	20/05/02
30		ASDM	Asuransi Dayin Mitra Tbk	27/05/2002	12/10/01	14/10/02
31		BBIA	Bank Buana Indonesia Tbk	17/12/2002	02/05/02	02/05/03
32		PNBN	Bank Pan Indonesia	02/09/2002	18/01/01	17/01/03
33		BLTA	Berlian Laju Tanker	05/01/2002	21/05/01	20/05/02
34		FMII	Fortune Mate Indonesia Tbk	28/06/2002	13/11/01	13/11/02
35		HEXA	Hexindo Adiperkasa Tbk	26/07/2002	11/12/01	11/12/02
36		MRAT	Mustika Ratu Tbk	01/08/2002	13/12/01	16/12/02
37		PANS	Panin Sekuritas Tbk	16/09/2002	01/02/02	31/01/03
38		SMRA	Summarecon Agung Tbk	01/08/2002	13/12/01	16/12/02
39		VOKS	Voksel Electric Tbk	14/03/2002	30/07/01	30/07/02
40	2003	AHAP	Asuransi Harta Aman Tbk	10/09/2003	24/01/03	26/01/04
41		NISP	Bank NISP Tbk	04/02/2003	19/06/02	19/06/03
42		EPMT	Enseval Putra Megatrading Tbk	08/12/2003	23/04/03	22/04/04
43		PBRX	Pan Brother Tex Tbk	09/01/2003	24/05/02	26/05/03
44		PNLF	Panin Life Tbk	22/07/2003	04/12/02	04/12/03
45		PNIN	Panin Insurance Tbk	28/05/2003	11/10/02	13/10/03
46		POOL	Pool Asuransi Indonesia Tbk	04/12/2003	17/04/03	19/04/04
47		SMSM	Selamat Sempurana Tbk	28/04/2003	13/09/02	15/09/03

Regression

Variables Entered/Removed^a

Model	Variables Entered	Variables Removed	Method
1	DPS, EPS ^a	.	Enter

- a. All requested variables entered.
 b. Dependent Variable: Perubahan Harga Saham

Model Summary^b

Model	R	R Square	Adjusted R Square	Std. Error of the Estimate	Durbin-Watson
1	.210 ^a	.044	.001	.20349247	1.767

- a. Predictors: (Constant), DPS, EPS
 b. Dependent Variable: Perubahan Harga Saham

ANOVA^b

Model		Sum of Squares	df	Mean Square	F	Sig.
1	Regression	.084	2	.042	1.014	.371 ^a
	Residual	1.822	44	.041		
	Total	1.906	46			

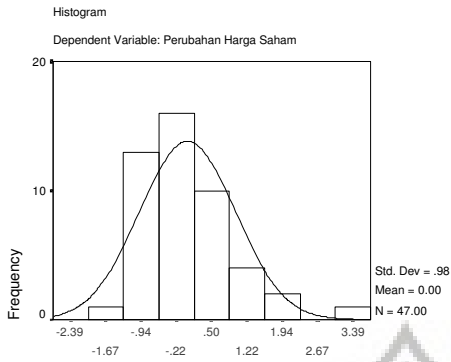
- a. Predictors: (Constant), DPS, EPS
 b. Dependent Variable: Perubahan Harga Saham

Coefficients^a

Model		Unstandardized Coefficients		Standardized Coefficients	t	Sig.	Collinearity Statistics	
		B	Std. Error	Beta			Tolerance	VIF
1	(Constant)	-.613	.051		-12.094	.000		
	EPS	-.00016	.00012	-.196	-1.328	.191	1.000	1.00
	DPS	-.00027	.00055	-.073	-.498	.621	1.000	1.00

- a. Dependent Variable: Perubahan Harga Saham

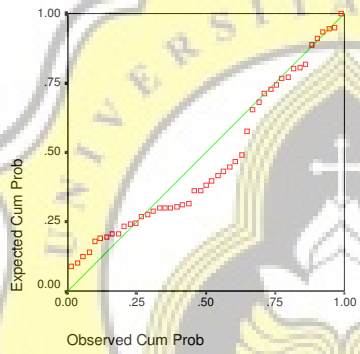
Charts



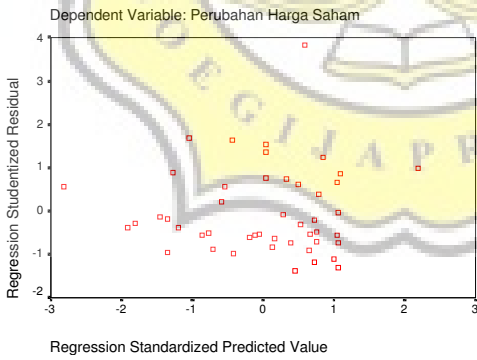
Regression Standardized Residual

Normal P-P Plot of Regression Standardized Residual

Dependent Variable: Perubahan Harga Saham



Scatterplot




NPar Tests

One-Sample Kolmogorov-Smirnov Test

		EPS	DPS	Perubahan Harga Saham	Unstandardiz ed Residual
N		47	47	47	47
Normal Parameters ^{a,b}	Mean	204.9149	60.4681	-.6621195	.0000000
	Std. Deviation	247.39406	55.00073	.20355618	.19901956
Most Extreme Differences	Absolute	.193	.142	.176	.149
	Positive	.193	.130	.176	.149
	Negative	-.157	-.142	-.104	-.088
Kolmogorov-Smirnov Z		1.326	.972	1.204	1.021
Asymp. Sig. (2-tailed)		.059	.301	.110	.248

a. Test distribution is Normal.

b. Calculated from data.



Uji Glejser

Regression

Variables Entered/Removed^a

Model	Variables Entered	Variables Removed	Method
1	DPS, EPS ^a	.	Enter

a. All requested variables entered.

b. Dependent Variable: ABSUT

Model Summary

Model	R	R Square	Adjusted R Square	Std. Error of the Estimate
1	.232 ^a	.054	.011	.1209439

a. Predictors: (Constant), DPS, EPS

ANOVA^b

Model		Sum of Squares	df	Mean Square	F	Sig.
1	Regression	.037	2	.018	1.249	.297 ^a
	Residual	.644	44	.015		
	Total	.680	46			

a. Predictors: (Constant), DPS, EPS

b. Dependent Variable: ABSUT

Coefficients^a

Model		Unstandardized Coefficients		Standardized Coefficients	t	Sig.
		B	Std. Error	Beta		
1	(Constant)	.170	.030		5.633	.000
	EPS	-.000	.000	-.223	-1.522	.135
	DPS	.000	.000	.065	.446	.658

a. Dependent Variable: ABSUT

Descriptives

Descriptive Statistics

	N	Minimum	Maximum	Mean	Std. Deviation
EPS	47	-357.00	1027.00	204.9149	247.39406
DPS	47	1.50	250.00	60.4681	55.00073
Perubahan Harga Saham	47	-.91856	.12506	-.6621195	.20355618
Valid N (listwise)	47				

