




**LAMPIRAN**



## **LAMPIRAN 1**

### **Data Industri Food and Bererages**


Nama Perusahaan	Kode Emiten	1994					1995				
		Price	ROE	DPR	DER	BV	Price	ROE	DPR	DER	BV
Ades Alfindo Putra Setia	ADES	2100	7.08	26.26	0.14	2,153.00	900.00	2.32	39.86	0.29	2,163.00
Aqua Golden Mississippi	AQUA	2800	15.02	31.33	2.73	2,657.00	1,750.00	16.41	31.14	2.50	2,448.00
Delta Djakarta	DLTA	5000	34.17	29.74	0.66	3,445.00	5,275.00	34.46	29.76	0.72	4,632.00
Fast Food Indonesia	FAST	3500	13.76	35.06	0.57	1,285.00	2,100.00	14.00	35.17	0.63	1,422.00
Indofood Sukses Makmur	INDF	8650	19.80	16.20	0.29	1,459.00	11,000.00	22.22	39.98	1.69	901.00
Mayora Indah	MYOR	10600	8.55	29.33	0.09	3,986.00	1,650.00	9.19	38.13	0.20	713.00
Multi Bintang Indonesia	MLBI	6100	40.30	37.12	1.00	4,244.00	6,000.00	41.47	7.63	1.17	5,850.00
Prasidha Aneka Niaga	PSDN	3125	13.84	44.74	0.68	1,776.00	2,400.00	11.80	49.33	0.90	1,889.00
Putra Sejahtera Pioneerindo	PTSP	4875	12.98	29.92	0.18	2,575.00	500.00	11.94	29.81	0.20	703.00
Sari Husada	SHDA	10500	23.43	85.00	0.63	3,590.00	13,250.00	27.98	0	0.58	3,882.00
Sekar Laut	SKLT	2750	13.21	30.65	1.36	1,358.00	775.00	11.67	31.93	1.28	1,476.00
SMART Corporation	SMAR	2425	13.26	26.21	1.11	1,439.00	1,275.00	8.55	29.27	1.99	1,519.00




Nama Perusahaan	Kode Emiten	1996						1997					
		Price	ROE	DPR	DER	BV	Price	ROE	DPR	DER	BV		
Ades Alfindo Putra Setia	ADES	1,000.00	2.87	31.63	0.32	2,206.00	650.00	0.14	0	2.20	1,095.00		
Aqua Golden Mississippi	AQUA	3,950.00	27.57	29.88	2.02	3,217.00	3,225.00	17.51	0	2.45	3,372.00		
Delta Djakarta	DLTA	11,000.00	21.54	43.83	1.68	5,297.00	10,000.00	10.94	0	1.64	6,689.00		
Fast Food Indonesia	FAST	4,000.00	14.32	40.27	0.70	1,578.00	3,900.00	9.56	0	0.76	1,644.00		
Indofood Sukses Makmur	INDF	4,700.00	21.10	20.42	2.35	1,091.00	1,800.00	247.33	0	15.29	265.00		
Mayora Indah	MYOR	1,100.00	9.08	40.78	0.40	756.00	475.00	3.59	36.84	1.15	756.00		
Multi Bintang Indonesia	MLBI	22,000.00	35.61	47.74	0.83	7,206.00	34,500.00	23.62	10.37	1.57	7,552.00		
Prasidha Aneka Niaga	PSDN	3,075.00	12.15	97.48	0.73	1,013.00	500.00	21.7	0	2.54	541.00		
Putra Sejahtera Pioneerindo	PTSP	2,475.00	11.52	30.59	0.36	766.00	2,300.00	113.47	0	3.52	346.00		
Sari Husada	SHDA	15,400.00	33.00	85.02	0.66	3,564.00	5,000.00	26.94	0	0.55	1,160.00		
Sekar Laut	SKLT	650.00	11.90	31.35	2.24	804.00	200.00	398.05	0	10.09	254.00		
SMART Corporation	SMAR	1,650.00	10.64	28.35	1.91	1,657.00	475.00	35.12	0	5.87	991.00		



Nama Perusahaan	Kode Emiten	1998					1999				
		Price	ROE	DPR	DER	BV	Price	ROE	DPR	DER	BV
Ades Alfindo Putra Setia	ADES	400.00	4987.95	0	181.77	22.00	1,025.00	2.83	0	27.91	122.00
Aqua Golden Mississippi	AQUA	2,700.00	28.45	20.89	1.64	5,049.00	8,000.00	20.78	29.50	1.53	6,524.00
Delta Djakarta	DLTA	2,000.00	14.82	0	1.90	7,853.00	9,900.00	30.32	9.83	0.63	11,745.00
Fast Food Indonesia	FAST	575.00	34.88	0	1.37	1,219.00	9,500.00	19.81	40.15	1.18	1,385.00
Indofood Sukses Makmur	INDF	4,050.00	23.67	0	15.83	347.00	8,750.00	57.98	0	3.42	1,314.00
Mayora Indah	MYOR	425.00	0.84	0	1.32	752.00	950.00	7.32	0	1.11	808.00
Multi Bintang Indonesia	MLBI	40,000.00	10.16	0	1.60	8,437.00	40,000.00	25.16	75.00	0.66	11,757.00
Prasidha Aneka Niaga	PSDN	175.00	4330.83	0	150.99	13.00	475.00	100.72	0	3.43	769.00
Putra Sejahtera Pioneerindo	PTSP	200.00	160.79	0	2.51	536.00	275.00	55.06	0	3.66	409.00
Sari Husada	SHDA	1,975.00	4.67	0	0.11	1,433.00	3,500.00	26.30	40.56	0.18	1,875.00
Sekar Laut	SKLT	125.00	85.66	0	2.29	2,277.00	550.00	2.41	0	2.01	2,326.00
SMART Corporation	SMAR	1,825.00	28.96	0	6.12	1,395.00	3,950.00	29.56	3.60	4.86	1,877.00



Nama Perusahaan	Kode Emiten	2000					2001				
		Price	ROE	DPR	DER	BV	Price	ROE	DPR	DER	BV
Ades Alfindo Putra Setia	ADES	2,300.00	110.28	0.76	1.43	1,191.00	1,125.00	7.84	7.27	1.63	1,460.00
Aqua Golden Mississippi	AQUA	14,000.00	31.08	17.11	1.76	9,404.00	35,000.00	23.78	10.20	1.73	15,463.00
Delta Djakarta	DLTA	7,400.00	15.86	13.97	0.78	13,543.00	7,600.00	10.41	10.97	0.34	19,701.00
Fast Food Indonesia	FAST	9,500.00	31.48	18.80	1.25	1,860.00	775.00	20.10	140.58	0.82	292.00
Indofood Sukses Makmur	INDF	775.00	21.13	5.10	3.10	1,670.00	625.00	16.53	16.17	2.39	505.00
Mayora Indah	MYOR	550.00	3.92	0	1.20	778.00	320.00	6.68	0	1.07	1,112.00
Multi Bintang Indonesia	MILBI	34,000.00	43.57	18.37	1.02	10,209.00	21,000.00	38.99	15.07	0.77	13,901.00
Prasidha Aneka Niaga	PSDN	160.00	66.15	0	1.65	2,277.00	95.00	23.03	0	1.44	2,959.00
Putra Sejahtera Pioneerindo	PTSP	105.00	31.52	0	44.28	15.00	350	128.62	0	7.07	74.00
Sari Husada	SHDA	4,500.00	28.71	0	0.19	2,494.00	9,250.00	33.06	0	0.17	3,705.00
Sekar Laut	SKLT	550.00	2.41	0	1.46	4,102.00	400.00	19.93	0	1.33	5,142.00
SMART Corporation	SMAR	2,800.00	4441.88	0	317.04	42.00	800.00	100.15	0	7.5	2,017.00





## **LAMPIRAN 2**

### **Hasil Analisis Regresi Berganda**

ression

Descriptive Statistics

	Mean	Std. Deviation	N
PRICE	5612.8125	8582.2193	96
ROE	175.9762	799.7120	96
DPR	19.2919	24.7173	96
DER	9.4049	39.9465	96
BV	3078.5729	3706.2262	96

Correlations

		PRICE	ROE	DPR	DER	BV
Pearson Correlation	PRICE	1.000	-.100	.157	-.102	.666
	ROE	-.100	1.000	-.155	.931	-.157
	DPR	.157	-.155	1.000	-.166	.024
	DER	-.102	.931	-.166	1.000	-.169
	BV	.666	-.157	.024	-.169	1.000
Sig. (1-tailed)	PRICE		.166	.063	.162	.000
	ROE	.166		.066	.000	.063
	DPR	.063	.066		.053	.408
	DER	.162	.000	.053		.050
	BV	.000	.063	.408	.050	
	PRICE	96	96	96	96	96
	ROE	96	96	96	96	96
	DPR	96	96	96	96	96
	DER	96	96	96	96	96
	BV	96	96	96	96	96

Variables Entered/Removed<sup>b</sup>

Model	Variables Entered	Variables Removed	Method
1	BV, DPR, ROE, DER <sup>a</sup>		Enter

- a. All requested variables entered.
- b. Dependent Variable: PRICE

Model Summary<sup>b</sup>

Model	R	R Square	Adjusted R Square	Std. Error of the Estimate
1	.682 <sup>a</sup>	.465	.442	6412.3269



Model Summary<sup>b</sup>

Model	Change Statistics					Durbin-Watson
	R Square Change	F Change	df1	df2	Sig. F Change	
1	.465	19.793	4	91	.000	2.133

Predictors: (Constant), BV, DPR, ROE, DER

Dependent Variable: PRICE

ANOVA<sup>b</sup>

Model		Sum of Squares	df	Mean Square	F	Sig.
1	Regression	3.26E+09	4	813861017.2	19.793	.000 <sup>a</sup>
	Residual	3.74E+09	91	41117936.503		
	Total	7.00E+09	95			

Predictors: (Constant), BV, DPR, ROE, DER

Dependent Variable: PRICE

Coefficients<sup>a</sup>

Model		Unstandardized Coefficients		Standardized Coefficients	t	Sig.	Collinearity Statistics	
		B	Std. Error	Beta			Tolerance	VIF
1	(Constant)	210.871	1044.771		-.202	.840		
	ROE	.441	2.253	-.041	-.196	.845	.133	7.502
	DPR	51.050	26.993	.147	1.891	.062	.972	1.029
	DER	15.872	45.285	.074	.350	.727	.132	7.561
	BV	1.549	.180	.669	8.598	.000	.971	1.029

a. Dependent Variable: PRICE

Coefficient Correlations<sup>a</sup>

Model		BV	DPR	ROE	DER
Correlations	BV	1.000	.004	-.001	.063
	DPR	.004	1.000	-.001	.062
	ROE	-.001	-.001	1.000	-.927
	DER	.063	.062	-.927	1.000
Covariances	BV	3.243E-02	2.006E-02	-2.169E-04	.514
	DPR	2.006E-02	728.646	-3.935E-02	76.099
	ROE	-2.169E-04	-3.935E-02	5.077	-94.627
	DER	.514	76.099	-94.627	2050.743

a. Dependent Variable: PRICE



## **LAMPIRAN 3**

### **Kartu Konsultasi Skripsi**



## BUKU KONSULTASI SKRIPSI



NAMA : Santi Kristiana

N I M : 98.60.0638

JUDUL :

Pengaruh ~~Pengaruh~~ Faktor Fundamental

Terhadap Harga Saham pd kasus Industri

Food and Beverages

PERIODE : Maret 2002 (2001/2002)

Dosen Pembimbing : I. Vincent Didiek WA Ph.D




II. Monica Palupt M, SE

Dosen Wali : G Freddy Koeswoyo, SE

**JURUSAN AKUNTANSI  
FAKULTAS EKONOMI UNIKA SOEGIJAPRANATA  
SEMARANG**

**FACULTY OF ACCOUNTING UNIKA SOEGIJAPRANATA**

**CATATAN KONSULTASI**

MATERI	TGL.	KETERANGAN	PARAF PEMBIMBING
Kesimpulan & Saran	I 30/10/17	Saran hub Dy Sunan Risebma	
	II		
	III 16/10/18	see me 14/10	
	IV	see.	
	V		
	VI		

## PERNYATAAN KEASLIAN SKRIPSI

Saya yang bertandatangan di bawah ini:

Nama : Santi Kristiana

NIM : 98.60.0638

Fakultas : Ekonomi

Jurusan : Akuntansi

Judul Skripsi : Pengaruh Faktor Fundamental Terhadap Harga Saham Pada Kasus Industri Food And Beverages

Menyatakan bahwa skripsi ini adalah hasil karya sendiri, apabila dikemudian hari ditemukan bukti plagiasi, manipulasi dan / atau pemalsuan data maupun bentuk-bentuk kecurangan yang lain, saya bersedia untuk menerima sanksi dari Fakultas Ekonomi Katolik Soegijapranata Semarang.

Semarang, September 2002



(Santi Kristiana)