

The logo of Universitas Katolik Soegijapranata is a yellow shield-shaped emblem with a scalloped border. Inside the shield, there is a central figure of a person with arms raised, a cross above their head, and an open book at their feet. The text 'UNIVERSITAS KATOLIK SOEGIJAPRANATA' is written around the inner edge of the shield.

LAMPIRAN 1

DAFTAR TANGGAL PUBLIKASI
LAPORAN KEUANGAN
EMITEN

Lampiran 1

DAFTAR TANGGAL PUBLIKASI LAPORAN KEUANGAN EMITEN

No	Emiten	Kode Saham	Tanggal Publikasi Laporan Keuangan
1	PT Gajah Tunggal Tbk.	GJTL	31-Mar-00
2	PT Semen Cibinong Tbk.	SMCB	25-Apr-00
3	PT APAC Centertex C. Tbk	MYTX	26-Apr-00
4	PT Gudang Garam Tbk.	GGRM	7-Apr-00
5	PT Indah Kiat Pulp & Paper Tbk.	INKP	28-Apr-00
6	PT Pabrik Kertas Tjiwi Kimia Tbk.	TKIM	28-Apr-00
7	PT Kasogi Tbk.	GDWU	28-Apr-00
8	PT Polysindo Eka Perkasa Tbk.	POLY	28-Apr-00
9	PT Semen Gresik Tbk.	SMGR	28-Apr-00
10	PT Ricky Putra Globalindo Tbk.	RICY	28-Apr-00
11	PT Mayora Indah Tbk.	MYOR	29-Apr-00
12	PT Supartha Tbk.	SPMA	29-Apr-00
13	PT Mulia Industrindo Tbk.	MLIA	29-Apr-00
14	PT Kalbe Farma Tbk.	KLBF	29-Apr-00
15	PT Barito Pacific Timber Tbk.	BRPT	29-Apr-00
16	PT Astra Internasional Tbk.	ASII	29-Apr-00
17	PT Dynaplast Tbk.	DYNA	1-May-00
18	PT Indofood Sukses Makmur Tbk.	INDF	9-May-00
19	PT Hanson Industri Utama Tbk.	MYRX	14-May-00

The logo of Universitas Katolik Soegijapranata is a yellow shield-shaped emblem with a scalloped border. Inside the shield, there is a central figure of a person with arms raised in prayer, topped with a cross. Below the figure is an open book. The text "UNIVERSITAS KATOLIK" is written along the top inner edge of the shield, and "SOEGIJAPRANATA" is written along the bottom inner edge.

LAMPIRAN 2

DAFTAR VOLUME SAHAM
YANG DIPERDAGANGKAN

DAFTAR VOLUME SAHAM YANG DIPERDAGANGKAN

No	Kode Saham	Volume Saham Hari Ke-										
		5	4	3	2	1	0	-1	-2	-3	-4	-5
1	INKP	2367500	3721500	5983000	5043000	180000	2651000	5615500	8198500	4967000	2606000	2745000
2	TKIM	1739500	3592500	8394000	4260000	681000	5038500	7443500	4315500	4383500	1179000	1572000
3	GDWU	525000	600000	668000	726000	505000	310000	1218500	1075000	4095000	625000	353000
4	POLY	1150000	1350000	550000	1110000	1695000	0	0	0	2005000	30000	20000
5	SMGR	845000	1900000	495000	880000	600000	590000	1525000	5120000	2080000	2350000	340000
6	RICY	1070000	3630000	1800000	3720000	2735000	3165000	835000	1005000	1050000	1700000	905000
7	MYOR	9990000	33785000	46475000	18815000	7750000	30850000	44500000	30000000	12600000	20400000	47200000
8	SPMA	5170000	24000000	16390000	44500000	21300000	11300000	25300000	91700000	22500000	10050000	62500000
9	MLIA	18870000	43650000	58800000	43700000	78400000	38500000	25050000	127900000	166000000	0	523000000
10	KLBF	20385000	66795000	270100000	490200000	517000000	209400000	286550000	204050000	880500000	583000000	2270000000
11	BRPT	18425000	21250000	13150000	37450000	50700000	19750000	19250000	77900000	50200000	88250000	672500000
12	ASEI	30280000	35585000	83935000	42500000	18500000	25350000	123150000	599700000	292750000	1227000000	1112500000
13	DYNA	175425000	459650000	2050700000	6446500000	1756000000	1156000000	6555000000	8975000000	20940000000	21235000000	161650000000
14	SMCB	9250000	38500000	33500000	47000000	169150000	452000000	5805000000	16810000000	96250000000	423500000000	6648500000000
15	MYTX	15240000	56700000	43800000	63500000	405000000	1030000000	1750000000	12050000000	183000000000	2025000000000	73000000000000
16	GJTL	5900000	21555000	244000000	331800000	348850000	4037000000	11132500000	34155000000	419000000000	1407500000000	19080000000000
17	GORNI	148250000	344150000	4559000000	4665000000	0	0	9720000000	99650000000	800500000000	2357000000000	70200000000000
18	INDF	873800000	5656500000	14985000000	65835000000	58700000000	105385000000	1639150000000	4483000000000	15263500000000	26185000000000	344750000000000
19	MYRX	1705000	2835000	5410000	3100000	6550000	20000000	30000000	73200000	755000000	6490000000	550000000000

No	Kode Sabam	Volume Sabam Harf Ke -														
		-6	-7	-8	-9	-10	-11	-12	-13	-14	-15	-16				
1	INKP	5699500	8883000	10515500	6869000	12984500	7744500	5029500	1446500	7101500	9740500	9224000				
2	TKIM	4794000	2988500	5842500	2074500	3221500	5385500	1562500	652500	2855000	3899500	1969000				
3	GDWU	37500	379000	995500	20000	175000	50000	0	108000	157500	247500	370500				
4	POLY	0	0	0	0	62500	57500	25500	1000	199500	0	107500				
5	SMGR	31500	83500	163000	314000	130000	498500	309000	73000	226500	288000	193000				
6	RICY	25000	117500	255000	334000	17500	7500	130000	25000	110000	18000	129500				
7	MYOR	522500	438500	74500	20000	34000	8000	171000	472000	103500	122000	203500				
8	SPMA	1200000	391500	280000	23214000	25000	327500	12500	9500	158000	111000	60500				
9	MILIA	754500	1084500	1949000	37000	255000	100000	4262000	5519000	9000	812000	161000				
10	KLBF	789500	818500	841000	853500	228500	391000	275500	271000	4396000	20599000	191500				
11	BRPT	15000	35000	465000	1119500	105000	221500	476000	64000	393000	59500	319000				
12	ASII	2445000	3676000	6911500	2402000	1447500	931000	1735000	930500	3899500	4925000	2416500				
13	DYNA	1591000	2791000	2764000	438500	3926000	3698500	5498500	3456000	1505500	895500	335500				
14	SMCB	750000	218500	2964000	271500	512500	160000	567000	2884000	20866000	1355500	3682000				
15	MTX	1908000	42500	102500	274000	330000	110000	9500	246500	329500	50000	223500				
16	GJTL	702000	196000	951000	2271500	1352500	511500	13937500	4979000	15822500	1775000	369500				
17	GGRM	5447500	569000	1022500	475000	211000	438500	1178000	300000	704000	1023000	3474500				
18	INDF	540000	1230000	3154000	6712000	4667500	3296000	1400000	3337000	8166500	6306000	2066500				
19	MYTX	641500	641500	3265500	163500	132000	5000	110000	352000	275500	718500	1526500				

No	Kode Saham	Volume Saham Hari Ke -															
		-17	-18	-19	-20	-21	-22	-23	-24	-25	-26	-27					
1	BNKP	31376500	31140500	30335500	27618500	5649000	18621500	12592500	10774500	10282500	24523500	12636500					
2	TKIM	9471000	23384500	7857500	10579500	3713000	13814000	9176500	4837500	4114000	8730000	4637000					
3	GDWU	40000	7500	10000	91500	250000	20000	10000	38500	224500	360500	223500					
4	POLY	450500	500000	35500	32000	528000	12500	290000	711500	2500	90000	10000					
5	SMGR	280000	18000	26000	27500	64500	175000	63000	146000	169000	823500	100500					
6	RICY	620500	719000	240000	31000	360000	136000	343000	806000	480500	1233000	604000					
7	MYOR	261000	173500	187500	223000	480000	424500	386500	160000	49000	172500	60000					
8	SPMA	386500	86500	0	13000	100000	240000	524500	246000	122500	737500	420000					
9	MILA	565500	3165800	645000	344500	130500	4301500	2232000	141500	187500	756500	257000					
10	KLBF	2713000	1341500	890000	1270500	1331500	8834000	791000	2758500	343000	4873000	2437000					
11	BRPT	1974000	172500	733500	1574500	722000	4909000	419500	450500	240000	447500	288000					
12	ASII	5162000	5241500	5194000	11290500	42883500	15716500	16331500	10556000	9709500	8162500	4798000					
13	DYNA	1479000	1296000	2123000	485500	712500	500000	645500	512000	272000	359000	2032000					
14	SMCB	4326500	1150000	3914500	10626500	328500	398000	2172050	210000	248000	625000	4113500					
15	MYTX	2734000	282500	246500	653000	559500	180500	460000	432500	914500	1864500	41437500					
16	GJTL	2402500	924000	679000	2101000	977000	1895000	1540500	5490500	1786500	633500	6219500					
17	GGRM	4270000	2247500	3097000	4619000	2287500	1080000	5318000	2467000	832500	3790000	5882500					
18	INDF	1245500	1566500	1295500	2476000	5708000	2620000	5514000	5409000	2041000	1759000	2774500					
19	MYRX	1981500	2271000	6195000	10900	25000	100500	145000	41000	668500	6271500	6355000					

No	Kode Saham	Volume Saham Hari Ke -																
		-28	-29	-30	-31	-32	-33	-34	-35	-36	-37	-38						
1	INCP	19679000	69883000	106900500	74460000	17706500	21381500	31341000	30843500	17924500	23560000	30881000						
2	TKDM	7279500	27790000	42812500	31666000	8046000	4627500	9671500	15575000	16996000	13082500	4167500						
3	GDWU	452500	380500	268500	175000	274500	181000	559500	74000	300000	1110000	1519500						
4	POLY	6000	541000	155000	148000	14500	34000	168000	30000	63500	0	707500						
5	SMGR	166500	200500	794500	395500	158500	344500	559000	398000	378000	961500	126000						
6	RICY	490000	136500	417500	396000	739000	427500	401000	275000	403500	27500	191000						
7	MYOR	43500	428000	781500	601000	334000	100000	187500	266000	668000	637000	1057500						
8	SPMA	1002000	345500	105000	15000	237000	235000	662000	250000	1557000	1372500	197500						
9	MLIA	810500	429000	1471500	9233500	774500	272500	2980000	72000	1493000	1081500	1816500						
10	KLBF	807500	5386500	2806000	14065000	5071000	3415000	10284000	10151500	4493500	1738000	2549500						
11	BRPT	2915500	1052500	965000	4084000	3417000	3750500	9619000	5394500	3633500	5655500	536000						
12	ASII	6591500	9172000	5085000	7312000	5947000	4703000	9594000	7548000	5674500	4989000	3128500						
13	DYNA	1650500	1485000	4524500	1448000	2578000	382500	1465000	835500	507500	1575500	1062000						
14	SMCB	8154000	4765000	1003500	5524500	7035500	3762000	2591000	1490000	2301500	3310000	1322500						
15	MYTX	32324500	0	797000	0	1647500	5000	137500	379500	50500	295000	157500						
16	GJTL	1986500	478500	2155000	568500	1747000	8228500	1131000	1805500	1756000	2718000	4814000						
17	GGRM	3967500	3472000	7043500	3145000	3061000	1515000	1298000	1125500	1945000	2472500	768500						
18	INDF	4624000	2003000	2450000	1797000	3751500	4217500	2518500	3695500	4764000	9415500	9780500						
19	MYRX	250000	360500	138500	765500	173500	45000	202000	305000	62500	1334000	437500						

No	Kode Saham	Volume Saham Hari Ke -																
		-39	-10	-11	-12	-13	-14	-15	-16	-17	-18	-19						
1	INRP	34114000	9034500	5568500	7228500	8214000	13247500	16383000	12092500	19295000	6724000	8218500						
2	TKJM	4104500	2257500	1034000	224500	1831500	3899500	4709000	4106500	9745000	1132000	1094000						
3	GDWU	1034000	183000	551000	112500	76500	131000	10000	75000	377000	388000	573000						
4	POLY	5000	715000	55500	460000	172500	1770500	1911500	730500	2642500	5024000	9091000						
5	SMGR	326000	196000	515500	474500	134000	986000	1379500	853500	825000	740000	438000						
6	RICY	127000	65000	527500	717500	510000	65000	309500	680000	1825000	392000	526000						
7	MYOR	413000	474500	294000	464000	114500	263500	496500	277500	688500	829500	369500						
8	SPMA	72000	106500	709500	799500	948500	1572000	4446000	697500	5101000	2957500	128000						
9	MLIA	1030000	3892500	2919500	8444500	5105000	3408000	1442000	5147500	3625000	32860000	4058500						
10	KLRF	2225000	2563500	656500	670500	1547000	2279000	7209500	5132500	7154500	2556500	8913500						
11	BRPT	235000	283500	425500	138000	438500	1730500	3656500	1569500	1591500	793500	412500						
12	ASII	3908000	8812000	20139000	19469500	4801500	11086500	14290500	6432000	15136000	16237500	17926500						
13	DYNA	230000	37500	953000	772000	1075500	745500	3397500	2579000	2065500	3840000	371000						
14	SMCB	2036000	5511500	2948500	7645500	2326500	8484000	426000	1820000	9797500	15607500	5288500						
15	MYTX	92500	100000	61000	566500	361000	502500	392500	320000	728000	1222500	248500						
16	GJTL	4187500	3137500	1935000	6382000	18164500	1535500	1639500	1092500	2911500	8519500	10473000						
17	GGRM	647500	1656500	1799000	3143000	2110000	1579500	1164000	1963500	1364000	650500	1013000						
18	INDF	21767000	15766000	17948000	15426000	9598500	27607500	27165500	7167000	13950500	21842500	21263500						
19	MYRX	244000	831000	449000	0	2765500	143500	4904000	3528500	623500	8201500	568000						

No	Kode Saham	Volume Saham Hari Ke -																	
		-50	-51	-52	-53	-54	-55	-56	-57	-58	-59	-60							
1	INRP	16903500	3485500	3774000	4158000	7399000	14781000	12597000	16087500	9042500	7666500	10699500							
2	TKIM	9683000	1417500	745500	1209500	1899000	2356000	2346500	2852500	1015500	1008000	2040000							
3	GDWU	771500	580500	235000	436500	1600000	50000	114000	1295000	331000	590000	542000							
4	POLY	10144500	52500	1224000	1189500	3897000	1810000	3049500	2268500	1847000	752500	85500							
5	SMGR	374000	342500	176000	533500	855500	987500	936500	334000	419000	79500	78500							
6	RICY	377500	155500	833000	654500	770500	50500	429500	322500	657000	417000	435000							
7	MYOR	3772000	3025000	417000	1055500	420000	455000	1250000	1379500	226000	263500	548500							
8	SPMA	909000	681500	262500	861500	525500	527500	2117000	384500	325000	787500	799500							
9	MLJA	9568500	3162000	1825500	1755500	241500	2201500	400500	4728000	1166500	2465000	1313500							
10	KLBF	6614500	5650000	3253500	9671500	10442000	6865000	7922500	9131500	2409500	3488000	3326000							
11	BRPT	1512000	1139500	102000	718500	1038500	1040000	313000	1514500	492000	687000	3290500							
12	ASEI	29713500	25533000	61279500	24287500	18150500	7445000	20775500	31891000	15999500	24761500	57243000							
13	DYNA	1052000	1895500	1174000	517500	1960000	4082000	1510500	1018500	2086500	484000	3057000							
14	SMCB	12382000	8992000	9198000	8595500	16766000	10267500	61949000	50949000	2042500	9644500	6199000							
15	MYTX	81500	254000	74500	287000	780000	678500	555000	266000	694500	85000	1149500							
16	GITL	6125500	8802500	8223500	37159000	2562000	3601500	3079000	5916500	2882500	1110500	5239500							
17	GGRM	413500	1431000	1581500	1722000	1321500	872000	1396000	777000	1495500	540000	1213000							
18	INDE	30085500	45048500	23826500	21437000	448500	3911500	3453500	6191500	8056000	5082000	2211500							
19	MYRX	575000	1286000	157500	321500	1915000	730000	90000	2533500	1621500	1218000	2085000							

No	Kode Saham	Volume Saham Hari Ke -										
		-61	-62	-63	-64	-65	-66	-67	-68	-69	-70	-71
1	ENKP	7869000	16298000	6732000	7053000	14305000	18471500	3610000	10689000	11889000	3350000	4399500
2	TKIM	1015000	1019000	1166500	1877500	7540500	5408000	475000	866000	952500	888000	749500
3	GDWU	112500	867500	200500	20000	2070000	511000	4429000	523500	5631500	21973000	12423000
4	POLY	11000	569000	1668000	55500	169500	454000	490500	380500	275000	3124000	714500
5	SMGR	834500	182500	128500	40500	195000	518500	55500	160500	23500	220500	517000
6	RICY	57000	252500	763000	465500	782500	643000	1893500	349000	377500	4389000	495500
7	MYOR	1105500	819500	569000	887000	2961500	1966000	1102000	470000	699000	5725500	775500
8	SPMA	682500	505000	2453500	2602000	2131000	1246500	7465000	6341500	5306000	6136500	955500
9	MLIA	1047500	479000	1315500	2772500	1655000	2246000	1395500	2804500	1767500	15388500	3809500
10	KLBF	2143000	4429500	2192500	4037500	7504500	8239500	3998000	14419000	9213500	2749000	4506500
11	BRPT	1210000	29500	1012500	2366500	1888000	4481500	7108500	9941500	5617000	27055000	44982500
12	ASII	6020000	4910000	5007000	13658500	18137500	14952000	15953500	6745500	6191500	5965000	9531500
13	DYNA	3488000	7162500	1713500	2797500	1751500	890000	1112500	821000	1619000	1162000	678500
14	SMCB	4805000	20787000	19074500	7549000	27487500	37276500	106037500	7535500	7449500	3414500	17532000
15	MYTX	555000	1811000	2771500	2543000	570500	1855500	915000	5048000	1795000	560500	462500
16	GJTL	2850000	14147000	2370500	3631000	4105500	160000	262000	1634500	5257500	17036000	4548000
17	GORM	483500	35500	134500	92500	150000	385000	475000	418500	329000	460500	837000
18	ENDE	6652500	6047500	8455000	7234500	15290000	4161500	1915000	1597000	4457500	1113000	3230000
19	MYRX	788000	3805000	1560500	1536500	5633000	232500	540000	689000	2566500	7877500	5578000

No	Kode Saham	Volume Saham Hari Ke -															
		-72	-73	-74	-75	-76	-77	-78	-79	-80	-81	-82					
1	INRP	15515000	16982000	18318000	37536000	960500	2944500	2811500	9143000	3561000	5219000	4978000					
2	TKIM	4569500	197000	4699000	10188500	256000	971500	664500	4912500	457500	1970000	1498000					
3	GDWU	17498000	14540000	502000	8404500	16165000	394000	3583500	1283500	508500	249500	60000					
4	POLY	173000	204000	262500	1653500	0	0	0	0	0	0	0					
5	SMGR	798000	135500	276500	144500	23000	120100	43500	191500	113500	434500	-408000					
6	RICY	2175500	480000	1283500	2917000	48500	161000	1186000	313000	1106500	2246000	123500					
7	MYOR	626000	687500	984500	2239500	398500	1328000	1600500	9168500	713000	3721000	3253000					
8	SPMA	39786000	4408000	2577000	972500	95500	716000	3406000	9528000	2998500	3153500	177500					
9	MLIA	2494000	1656000	1181500	1365500	1173000	534500	1376500	5778500	769500	5079500	520500					
10	KLBF	7769000	69049000	17921000	20293500	946000	388000	6598000	18902500	504500	14434000	17474500					
11	BRPT	5496000	623000	817500	1843500	274000	160500	259500	9904000	4426000	9788000	262000					
12	ASII	29286500	3895500	8400500	11214500	1241000	4367500	3276500	5248500	7679500	11141000	10631500					
13	DYNA	192500	2471000	3791500	2012500	1648000	918500	2228500	1944000	7412500	3878000	10137000					
14	SMCB	11868000	4668500	4420500	15603000	45092000	97886500	6573500	0	0	0	0					
15	MYTX	382000	793000	690000	1700000	986500	4572000	2431000	1476000	1887500	57000	49000					
16	GJTL	18870500	1505500	2124000	677500	3200000	923500	1495500	3725500	951500	1073000	256500					
17	GGRM	969500	954000	1696000	1017500	361500	209500	738500	1915000	499000	628500	823000					
18	INDF	4678500	8754000	3453000	5806000	4332500	5755500	7514000	5903000	2441000	2178000	2858500					
19	MYRX	1355500	1118500	1154500	205000	326500	5646500	650000	2326500	9129000	5600500	5987500					

		Volume Saham Harta Ke-																	
No	Kode Saham	-83	-84	-85	-86	-87	-88	-89	-90	-91	-92	-93							
1	INXCP	2288500	4491500	8156500	14065000	18457500	5837000	4909000	13881000	18287500	23502000	17055500							
2		317000	866000	650000	1392000	1441000	1576500	1745000	4293500	6155000	3277500	3045500							
3	GDWU	865500	1721000	3174500	64386000	11141000	476500	545000	1064000	323000	8999500	12145500							
4	POLY	76500	447000	1479000	297500	2615500	181000	430000	455500	1990000	749500	899500							
5	SMGR	833000	246000	511500	1900000	1505000	1442000	1516000	737500	444500	1425000	1330500							
6	RICY	50500	158000	483500	611000	657500	32000	932500	83000	55500	801500	2122500							
7	MYOR	505500	630500	1167000	2164500	1919000	147500	1056000	1042500	2204500	4820000	4550500							
8	SPMA	75000	307500	1359500	3754500	3887500	250000	495000	170000	1372500	1082500	2547500							
9	MUJA	1226000	1847500	1045000	948500	2049500	196000	2179000	6361500	740500	893500	3970500							
10	KLBF	8177000	7143000	27287500	22011500	36005000	2673500	16588000	32290000	2662500	9154000	6703500							
11	BRPT	1278500	636500	814500	491000	1146000	3205500	2257000	466000	1263000	1697500	4962000							
12	ASEI	2560000	2346500	4494500	9072000	5168000	4868500	10750000	13437000	4257000	9041000	1227000							
13	DYNA	5508500	5234000	912000	1318000	141000	3175000	1103000	2522000	2817500	1358000	4514500							
14	SMCB	0	0	0	0	0	0	0	0	0	0	0							
15	MYTX	414000	2656500	407500	516500	1528500	503000	121500	107500	644500	211500	154500							
16	GJTL	3569500	1440000	1425500	943000	898500	4611500	2746500	353000	1052500	2801500	2064500							
17	GGRM	939500	564500	630000	1325000	1086500	301500	832500	546000	877000	137500	1530000							
18	INDE	407000	403000	209000	764000	608500	1179000	1369500	1340500	894500	2462500	1942500							
19	MYRX	3754000	6615000	3527500	1888500	880500	4258500	5528000	17571500	4488000	5351000	14847000							

No	Kode Saham	Volume Saham Hari Ke -												
		-94	-95	-96	-97	-98	-99	-100	-101	-102	-103	-104		
1	INKP	15982000	21447000	19632500	10357000	13994000	14700	15985500	10909500	4446000	8396500	3632500		
2	TKIM	2785000	3884500	4660000	4931000	2528500	2662500	3081500	1210000	511000	920500	371000		
3	GDWU	62000	428000	1332000	1105000	1247000	958000	277500	4376500	1441000	282000	607000		
4	POLY	385500	245500	1695000	2043000	1004000	1389500	477500	103500	843500	1157500	1629500		
5	SMGR	755000	487000	613000	86000	75000	101000	77500	143000	1296000	320500	378500		
6	RICY	1612500	320500	199000	715000	644000	532000	15416000	176000	2106000	347500	479000		
7	MYOR	1257000	1849000	825000	526000	659000	101000	494500	399500	355000	377500	230000		
8	SPMA	1309000	767000	6718500	2591500	13365000	3756000	6507500	3227500	4952555500	2513000	11865000		
9	MUJA	1417500	1467500	2172500	1635500	1052000	587000	3083500	1690000	3039000	1611000	3559500		
10	KLBF	1838500	498500	1684000	1487500	1077000	3292500	2794500	3682500	4550500	4619000	2208000		
11	BRPT	2144500	4899000	2704000	1686500	1496000	1529000	3806000	4885000	650000	3428500	2058000		
12	ASIT	20799000	38907500	42085500	1135500	4281000	11446000	13022500	13079500	2782500	7834000	10446000		
13	DYNA	6294500	4051500	5248000	1779000	1656000	2628500	250500	5083500	3906500	2562500	7534500		
14	SMCB	0	0	0	0	0	0	0	0	0	0	0		
15	MYTX	112500	381500	950000	511000	614000	1262500	455000	654500	981500	3097000	858000		
16	GJTL	1790500	3600500	2925500	4299500	17232500	7243500	751000	693500	3600500	2542500	1617000		
17	GORM	812500	889000	1319500	345000	749500	87000	1255000	691000	705000	559000	605000		
18	INDF	5118000	1885000	1684500	2024500	852000	4428500	3048000	3199500	1758000	2238000	231500		
19	MYRX	107600	107000	158500	6345000	1061000	1267000	8056000	3288000	854500	1061000	1225000		

No	Kode Saham	Volume Saham Hasil Ke-													
		-105	-106	-107	-108	-109	-110	-111	-112	-113	-114	-115			
1	INCP	5538500	3696000	10156500	9161500	18910000	15439500	7296500	8431500	19904500	19694500	15802000			
2	TKDM	892000	1130000	679000	1123000	1705000	3968500	4221000	1750500	5088500	1858000	4785000			
3	GDAWJ	1227500	117000	363500	360000	2453500	322500	4141000	21940500	5415000	901500	1356000			
4	POLY	201000	2095000	589000	10500	580500	598000	686500	1030500	2711000	3916500	1387000			
5	SMGR	30000	31500	609500	851500	144500	183500	723000	174000	413000	1133500	1087500			
6	RUCY	1371500	4290500	691000	407500	2121000	6667500	1901000	508000	2544000	614500	84000			
7	MYOR	1027000	209500	401000	470500	857500	5963000	5167000	689000	1056500	2041000	5172000			
8	SPMA	4748500	7509000	5137500	1500000	1250500	6017500	9418500	375500	2526000	9462500	8825500			
9	MLIA	3827500	345000	25507500	743500	4356500	16631000	13609000	1134500	10419500	2810000	7908500			
10	KLBF	4360500	9795500	932500	2136500	3031500	3091000	8675500	4251500	998500	5110500	16043500			
11	BRPT	11905000	16675000	6222000	1755000	913500	6261500	6109500	7766000	9179500	2840000	2244500			
12	ASII	7031500	9319500	15872000	14494500	13739000	22758500	32849500	31408000	16774500	15118000	25962000			
13	DYNA	4254500	4325000	0	11690500	6218000	1287500	5420500	4889000	9072000	16472500	1329000			
14	SMCB	0	0	10350500	0	0	0	0	0	0	0	0			
15	MYTX	597000	1401500	2732000	4476500	4724500	1724000	1255000	724500	561000	26500	831500			
16	CJTL	1487000	3165500	503000	8181500	26730000	29352000	15240000	889000	1839000	677500	967500			
17	GGRM	713000	889000	4950500	98000	1559000	1291000	1165500	1774500	1156000	1438500	1072000			
18	INDE	532000	2100000	6976500	2564000	973500	1087000	590500	1632000	2231000	6033000	2078000			
19	MYRX	2251000	570500	14373500	9265000	3618000	17267000	1888000	13856000	6907500	7600500				

No	Kode Sabam	Volume Saham Hari Kc -																
		-116	-117	-118	-119	-120	-121	-122	-123	-124	-125	-126						
1	DNKP	6366000	5177500	21447000	11457000	10703500	11684000	41590000	34075000	54419500	78753500	100529000						
2	TKJM	3455000	6799000	3884500	2988000	3453500	5619500	9409000	3752500	17557500	26410500	40798000						
3	GDWU	1797500	189500	428000	838500	350000	3723000	3423000	217500	6736500	3623500	16597500						
4	POLY	292500	130500	245500	287500	1389500	762500	893000	710500	1013000	388500	1669500						
5	SMGR	1408500	176500	487000	843500	99500	997500	1330500	1415500	1308000	56000	164000						
6	RICY	30000	23000	370500	281000	132500	772000	2329500	152000	6565000	2961000	13380000						
7	MYOR	884500	330000	1849500	185000	523500	1010000	3659500	759500	3558500	3537000	6784000						
8	SPMA	8473000	464500	767000	2327500	2404500	4751000	5928500	4518000	15658500	24590500	46532000						
9	MLIA	2453000	246000	1467500	3144000	4425500	2430000	3977000	1889000	9047000	12419000	26731000						
10	KLBF	1750000	3499500	498500	1887000	8624500	18432000	28779000	13642000	54749000	32589000	76297500						
11	BRPT	2826500	823500	4890000	1157500	3935000	2938500	8521000	4887500	11466500	15052000	31039500						
12	ASII	23890500	21684500	38907500	23997500	25060500	22668500	49158500	33202000	106888000	151504000	142645500						
13	DYNA	2870500	561500	146500	4051500	3000000	31500	365000	418000	473000	2657000	2532500						
14	SMCB	0	0	0	0	0	0	0	0	0	0	0						
15	MYTX	381500	1297000	139500	348000	654500	1288000	2296000	5388500	5435000	4969000	2955500						
16	GJTL	1556000	1568000	382000	5118000	13143500	110500	4481000	7437500	3449000	457000	1866000						
17	GGRM	1442500	466000	3369000	622500	403500	119000	507500	316500	1299500	286000	354000						
18	INDF	2662500	4747500	2106500	1535500	2127000	4956500	8835000	5216500	2448500	1883000	2377000						
19	MYRX	6735500	16973500		509000	282500	25261500	1744500	1725500	9077500	944000	16397500						

No	Kode Saham	Volume Saham Hari Ke -																
		-127	-128	-129	-130	-131	-132	-133	-134	-135	-136	-137						
1	INRP	59141500	16020500	101290000	14605000	24424000	13753000	8543000	16061000	12672000	24248500	9383500						
2	TKIM	20965000	4613500	5351500	8339000	8462500	2417500	2392500	2940500	9277000	14031500	5178000						
3	GDWU	36266500	3779000	1585000	664000	484500	142500	3561000	394500	11421000	8807000	859000						
4	POLY	765500	35500	50500	0	34000	38000	5500	108000	258000	1145000	0						
5	SMGR	0	489000	281000	164000	37500	4500	47000	100000	19000	755500	81000						
6	RICY	1905500	247500	73500	82500	107000	9335000	195000	802000	1197000	527500	107500						
7	MYOR	2926500	255000	478000	37500	575500	452500	12000	187000	1237500	3199000	469500						
8	SPMA	9380500	2620500	3013000	530000	95500	3844000	1001500	8145500	355500	7588500	349000						
9	MLIA	11251000	673500	624500	948500	1206000	2511000	218500	318500	2124500	8403000	1304000						
10	KLBF	18774500	1801500	420000	3774500	6250500	6094500	1290000	7208000	5873500	15801000	1789000						
11	BRPT	8112500	130500	1259500	632500	3383500	1936000	1921000	566500	4252000	7526000	1805000						
12	ASII	65521000	12872500	19973000	17425000	26898500	15113000	8590500	26348500	43944500	47804000	66522500						
13	DYNA	7805500	4840000	1119000	2263000	1235500	1223000	590000	241000	1343500	5771000	5125500						
14	SMCB	0	0	0	0	0	0	0	0	0	0	0						
15	MYTX	0	42500	367500	265500	10	647000	572500	1544500	4317500	31000	1601500						
16	GJTL	354500	1552000	1114500	1730500	1579500	1507500	219000	2407500	1159000	462500	4570500						
17	GGRM	1196500	1264500	577000	908500	668000	835000	1158000	410000	310000	781000	639500						
18	INDF	2105000	5532500	5181000	3719000	5671000	9829500	12628000	3083000	1864000	1779000	2522000						
19	MYRX	2096500	21126000	107000	3101000	11396000	11787000	25560500	5459500	-2515500	66779000	89994000						

No	Kode Saham	Volume Saham Hari Ke -																
		-138	-139	-140	-141	-142	-143	-144	-145	-146	-147	-148						
1	INKP	19741500	16872000	18419000	14854000	18564000	21005500	57322500	24568500	11033000	5196500	5311000						
2	TKIM	9099000	13796000	14520500	7334500	4694500	4738000	3882500	8494500	3116500	887500	2398000						
3	GDWJ	2740000	4441000	1194000	164500	32500	26000	750000	116500	92500	37500	625500						
4	POLY	528000	685500	216500	17500	30000	27500	68000	160000	0	13000	379000						
5	SMGR	7000	133500	414000	1094000	398500	10500	77500	997000	2585000	792000	186500						
6	RICY	1189500	1875000	2129000	1613500	348500	160500	1045000	135000	237500	40000	627500						
7	MYOR	3264000	4516000	1734500	34000	120500	57500	379500	180000	655500	1645000	162500						
8	SPMA	11196000	19604500	5879000	41500	37500	763500	1038500	616000	2185000	1223000	397000						
9	MLIA	7307000	8278000	3210500	3445500	1326000	125500	7043500	1779500	63000	1277500	232000						
10	KLBF	16484500	12078000	3418500	1809000	446000	292000	0	0	259000	194500	163500						
11	BRPT	5076500	2952000	13762500	18500	1235000	785000	1363500	1725000	6000	976500	3025500						
12	ASTI	78108500	76377000	44699500	15866500	25755500	43394000	46038000	24345000	11736500	13708500	11033500						
13	DYNA	2038000	2528000	4322500	13000	2514000	1094000	4201500	542000	24345000	1113500	116000						
14	SMCB	0	0	0	0	0	0	0	0	0	0	0						
15	MYTX	2807500	547500	77500	69000	500000	24000	237000	62500	6000	221000	139000						
16	GTL	3455000	3823000	2545000	1902500	1937000	1085500	619500	1537000	2862500	900500	706000						
17	GGRM	1707000	743500	555500	554500	2144000	1361000	402000	334000	520500	250500	135000						
18	INDF	1602500	1364500	942500	4454000	3594000	5030500	528500	1034500	3061500	5635000	1735000						
19	MYRX	21864000	7039500	15878500	344500	2678000	271000	1315000	9864000	15094500	35745500	9484500						

No	Kode Saham	Volume Saham Hari Ke -																
		-149	-150	-151	-152	-153	-154	-155	-156	-157	-158	-159						
1	IN KP	1632000	12174500	11518500	3069000	4249500	20980000	19003000	4970500	3940000	2115000	3061000						
2	TKIM	4216500	1532500	5185500	871000	1844000	10878000	9271500	5693500	3417000	155500	356000						
3	GDWU	388500	0	0	160500	1761000	164500	987500	175000	404500	1431500	0						
4	POLY	90500	0	315500	15500	293000	1535500	1046000	1053500	576500	60500	15500						
5	SMGR	761000	174500	1714000	639500	0	408000	104500	338000	969500	62000	908500						
6	RCY	217000	87500	685000	127500	553500	800000	798000	426500	458000	290000	5500						
7	MYOR	336500	558000	153000	1534500	3155500	2122500	2321000	1420500	390000	892000	1178000						
8	SPVA	842000	960000	122500	230000	2480000	318500	947500	248000	1009000	1909500	508000						
9	MLIA	211000	1004500	575500	2414000	6697500	6669000	6436500	4150500	5336000	1949500	1110000						
10	KLBF	1315500	411000	842000	672500	1199000	1627000	745000	617500	486000	152000	319000						
11	BRPT	9574000	505500	809500	1492000	4066500	6280000	3592500	1530500	1492000	2617000	2666500						
12	ASEI	25681000	31672500	24574000	29392000	48979500	65483500	75196000	19791500	29852000	11153500	4347000						
13	DYNA	666000	812000	884500	4197500	2449500	1011500	624500	55000	1117500	70000	267000						
14	SMCB	0	0	0	0	0	0	0	0	0	0	0						
15	MYTX	301500	537000	424500	497500	1287500	874500	242500	447500	510500	772500	173500						
16	GJTL	1547500	1526500	3336000	1239000	5390500	6095500	5192000	5150000	2706500	8377500	1585500						
17	CGRM	376000	718000	2171500	349500	855000	294000	623000	338000	761500	1571000	370500						
18	INDF	2608000	2866500	5341500	4211000	2729500	1195000	1587000	2948500	5824000	4193500	3128500						
19	MYRX	41238500	47117000	628000	139000	487000	7221000	467500	8638000	55731000	3333000	11123500						

No	Kode Saham	Volume Saham Hari Ke															
		-160	-161	-162	-163	-164	-165	-166	-167	-168	-169	-170					
1	INKP	5388000	4316500	6576500	3389500	5261000	3475000	5645000	22893000	10387000	4886000	6443500					
2	TKIM	212500	165500	1481500	2701500	1682500	962500	1818000	5143000	702500	653500	1086000					
3	GDWU	170000	3237000	980500	3085000	833000	207500	388000	154500	539000	50000	20193000					
4	POLY	401000	10500	7500	0	0	146500	0	29000	37000	63000	322000					
5	SMGR	646000	89000	454500	60000	208500	111000	782500	500500	265000	13500	123500					
6	RUCY	80000	105500	21000	801000	57500	96500	341000	515000	1667500	282500	276000					
7	MYOR	205000	712500	1359000	407500	165500	167500	602500	338000	213000	592500	2631500					
8	SPMA	0	119500	255500	555500	2613000	1608500	1214500	1875000	530000	102500	567500					
9	MLIA	302000	2215000	3476000	789500	478000	2702000	2975500	6546000	5428500	1008500	3536000					
10	KLBF	618000	2165500	780000	365000	385500	622500	386000	1828500	2316000	2728000	5097500					
11	BRPT	292500	1498000	100000	1019000	240000	1340000	260000	2063000	962500	2386000	8085000					
12	ASII	16502000	26216000	24184000	11176000	6058000	3209500	7395000	17540000	3715000	3268000	13464000					
13	DYNA	1577500	2603500	385000	2312500	611000	332500	576500	367500	753500	200000	820500					
14	SMCB	0	0	0	0	0	0	0	0	38562000	17270500	5517000					
15	MYTX	701500	2023000	213500	65500	360000	29500	380000	474000	2548500	4345500	2074500					
16	GJTL	7201000	3051500	325000	4604500	834500	558500	10846500	66162500	8053500	5982500	5154000					
17	GGRM	895500	388500	1619000	1218500	714500	439500	1260500	1228500	407500	966000	879000					
18	INDF	4124000	7184000	7532000	3497000	2151000	750500	1120500	179000	213000	594500	1223500					
19	MYRX	8445500	6924000	5451000	8332000	5301000	5888500	3128500	242500	5758500	3580000	1402500					

No	Kode Sabam	Volume Sabam Hari Kc -																
		-171	-172	-173	-174	-175	-176	-177	-178	-179	-180	-181						
1	INRP	6602500	10007000	26980500	355522000	22105500	12754000	11323000	23326000	14011000	50897000	55323500						
2	TKJM	618000	2412000	2682000	3978500	1864000	3508500	1681500	4542000	2666500	10900500	16384000						
3	GDWTJ	174500	10196000	10412000	2824000	2720000	3629500	358000	134500	1183000	67000	435500						
4	POLY	20500	45000	106000	187000	80500	250000	180500	205000	11500	105500	426000						
5	SMGR	302500	161000	96500	243500	0	294000	10500	34000	229000	74000	228500						
6	RICY	169000	31000	613000	157500	159500	1418500	521000	215500	247500	1035000	717000						
7	MYOR	423500	253500	544500	2233500	1142000	3607500	1081000	363500	397500	1742000	1243500						
8	SPMA	338000	2668000	4973000	4072500	3378500	4380500	1489000	1783500	400000	3763500	3337000						
9	MLIA	280500	701000	1623500	2375500	4088000	3496500	634500	1407000	2707500	1797500	1180000						
10	KLBF	8425000	10835000	8486500	10652500	11163500	4080000	1372500	269000	524000	655000	567000						
11	BRPT	1257500	2020000	1349000	3011000	2702500	2630000	1292500	667500	491500	357000	1076000						
12	ASII	11726500	5805500	4549000	16851500	9577000	3944000	2593000	4081000	3804000	6140500	7911500						
13	DYNA	5880500	4741000	597500	1059000	3032500	3136000	2191500	1107000	1143000	3812000	6656000						
14	SMCB	40102500	4380000	3189000	6928500	4380500	2346000	2908000	1422000	11563000	12810500	4782000						
15	MYTX	704500	1134000	1710000	3931500	5439000	9125500	1353000	568000	3114000	486000	723000						
16	GJTL	9745000	6009500	4350500	2312000	11969500	1572000	4512000	7447500	11304500	5175000	2527500						
17	GGRM	811000	564500	527000	404500	1075000	475500	376000	713000	626500	189500	348500						
18	INDF	1064000	1510000	962500	2963000	2266500	2283000	2176500	3328500	1211000	2130000	1611000						
19	MYRX	238000	1713000	588500	272000	423500	1277500	2678000	3963000	12297000	2368500	3132000						

No	Kode Saham	Volume Saham Hari Ke -																
		-182	-183	-184	-185	-186	-187	-188	-189	-190	-191	-192						
1	INRP	23046000	19671500	75087000	31210000	37112500	15669500	7000000	61405000	8995000	4242000	1148000						
2	TKDM	5886000	291500	1000500	855000	716500	468000	657000	1319000	2285000	578000	482000						
3	GDWU	193000	357000	3801500	923500	1936500	9062500	3813000	1757500	433500	599500	831500						
4	POLY	329000	707500	658000	530000	726500	518000	2269500	260000	539500	1313500	2189500						
5	SMGR	184000	189000	212000	542500	1995500	322500	212000	303000	175000	136000	165500						
6	RICY	1860000	490500	320500	1857500	540500	1611000	1095500	597500	716000	1319500	1304000						
7	MYOR	630500	805500	1434500	2891500	982500	5882500	3318500	2665000	289500	1162500	2311500						
8	SPMA	5883500	11133000	9816000	914500	2012500	2541000	2184500	653500	5857500	1348000	482000						
9	MLIA	687000	2521500	12390500	3802000	994500	3177500	2099500	1137500	971000	1313000	5676500						
10	KLBF	395500	1750000	2220500	3858500	2759500	903000	758500	3262000	4828000	2118000	4264000						
11	BRPT	814000	3182500	6947000	5205000	4416500	4261000	2404500	2105000	2641000	7785500	605000						
12	ASII	1278500	3693500	5771500	14123500	8576500	6225000	4591000	7805500	4693500	2592000	1329000						
13	DYNA	5172500	3167500	4032000	7018000	4591500	2346500	2558500	1714000	740000	3865000	2108500						
14	SMCB	1849000	9230500	9550000	9007500	3835500	4712000	4553000	1424500	5438000	3723000	8060500						
15	MYTX	1647500	1617000	6641500	6824500	1149500	2640500	1310000	1852500	1525000	1229500	1335000						
16	GJTL	4639500	4527500	19637000	18213000	17140500	14596000	18991500	38499500	55675500	16489000	38805500						
17	GGRM	1363000	520000	2377000	757000	517000	746000	322000	780000	493500	1138000	586000						
18	INDF	3683000	3067500	252500	1614500	2742000	1402500	3904000	824500	1598500	4814000	3408500						
19	MYRX	51569000	21671000	24228000	32163000	21363000	13130000	12035500	4883500	10098000	1171000	19130500						

No	Kode Saham	Volume Saham Hari Ke -																
		-193	-194	-195	-196	-197	-198	-199	-200	-201	-202	-203						
1	INKP	3746500	5780000	2883000	12356500	31081000	49149500	6813000	2941000	12284000	12327000	24297000						
2	TKJM	934500	879000	483500	2155500	3346500	4568000	1357000	1246000	1194000	2376500	2291000						
3	GDWU	13829000	378000	1402000	633500	3161500	466000	8975500	26238500	7299500	4400000	3025500						
4	POLY	495000	2174500	296500	67000	2000	1000	208000	595000	297500	289500	459000						
5	SMGR	0	88000	158500	102000	70500	227500	296500	166500	32000	91500	101000						
6	RICY	2365500	606000	1639500	2287000	380500	672000	1862500	2567500	2585000	2715500	4136500						
7	MYOR	4154000	12846500	2561500	15000	1493000	573500	2302000	2573000	2167500	2081500	1574500						
8	SPMA	282500	728000	2492000	484000	486000	1888000	736000	3415500	4882000	3983000	4283500						
9	MLIA	1678500	1860500	2445000	1202500	1772500	155000	1528000	4083500	1542000	1165000	1030000						
10	KLBF	7460500	1329000	1008000	795500	1018500	852000	204000	774000	1025500	3324500	30015800						
11	BRPT	1203000	2148000	5153500	4913000	11551000	14322000	3643000	7755500	10235500	7041500	10120500						
12	ASII	2166000	2266500	6783000	9441500	1734500	3145000	4861000	4408500	10524500	9244500	25978500						
13	DYNA	6023500	3979000	11842000	9214500	3457500	4921500	1375500	8519000	1391000	6667500	7201500						
14	SMCB	3518600	1555000	561500	1889500	8105000	16612500	24541000	20565000	12182500	25820000	25779000						
15	MYTX	1659000	9375500	1364000	8128500	676000	2939500	4157500	9105500	16792000	12622000	27905000						
16	GJTL	1992500	44037500	17325500	14666000	17291500	12130500	13746500	23924000	56304000	52815500	7039000						
17	GORM	1134000	633500	178000	832500	1547000	561500	977500	1014000	1214000	1603000	292000						
18	INDF	3921000	2410500	1223000	1314000	1192000	1198500	2250000	3420600	4962000	969500	837000						
19	MYRX	15381500	1546500	6355500	20824500	3892500	8955500	733000	1607000	5372500	3742500	1530000						

No	Kode Subana	Volume Saktam Harl Ke-		
		-204	-205	-206
1	INKP	9187500	10242500	16051000
2	TKIM	2586500	2624500	2242000
3	GDWU	1984000	3324500	4579500
4	POLY	245000	392500	1126000
5	SMGR	322500	124000	105500
6	RICY	8739000	6813000	5101000
7	MYOR	2080500	3208500	11791000
8	SPMA	3745000	5063000	3841000
9	MLJA	1744500	10924000	11017500
10	KLBF	1614500	693000	798000
11	BRPT	8805000	9918500	9357500
12	ASII	14208000	15715500	15566500
13	DYNA	6345000	2984000	4896000
14	SMCB	24653000	13354500	32866000
15	MYTX	59684000	21631000	33206500
16	GJTL	10471000	24670500	4905500
17	GGRM	668000	1381500	1018500
18	INDF	1006000	921500	799500
19	MYRX	4507500	343500	2031500

The logo of Universitas Katolik St. Gregorius Jogjakarta is a yellow shield with a scalloped border. Inside the shield, there is a central emblem featuring a cross above a stylized figure, possibly a saint or a religious symbol, with a book at the base. The text "UNIVERSITAS KATOLIK" is written along the top inner edge of the shield, and "ST. GREGORIUS JOGJAKARTA" is written along the bottom inner edge.

LAMPIRAN 3

DAFTAR VOLUME SAHAM
YANG BEREDAR

Lampiran 3.

Daftar jumlah saham yang beredar (lembar)


Month	GJTL	SMCB	MYTX	GGRM	INKP	TKM1	GDWU	POLY	SMGR
Jun-99	3.168.000.0000	1.149.435.000	510.000.000	1.924.08.000	4.812.319.311	1.334.542.715	252.000.000	4.393.920.000	593.152.000
Jun-99	3.168.000.0000	1.149.435.000	510.000.000	1.924.08.000	4.812.327.570	1.334.770.200	252.000.000	4.393.920.000	593.152.000
Aug-99	3.168.000.0000	1.149.435.000	510.000.000	1.924.08.000	4.812.365.266	1.334.958.380	252.000.000	4.393.920.000	593.152.000
Sep-99	3.168.000.0000	1.149.435.000	514.325.500	1.924.08.000	4.812.529.197	1.334.958.380	252.000.000	4.393.920.000	593.152.000
Oct -1999	3.168.000.0000	1.149.435.000	515.386.000	1.924.08.000	4.812.534.197	1.335.958.380	252.000.000	4.393.920.000	593.152.000
Nov-99	3.168.000.0000	1.149.435.000	517.886.000	1.924.08.000	4.813.071.694	1.334.148.880	252.000.000	4.393.920.000	593.152.000
Dec-99	3.168.000.0000	1.149.435.000	517.886.000	1.924.08.000	4.813.271.272	1.335.226.070	252.000.000	4.393.920.000	593.152.000
Jan-00	3.168.000.0000	1.149.435.000	517.886.000	1.924.08.000	4.814.037.772	1.335.285.225	252.000.000	4.393.920.000	593.152.000
Feb-00	3.168.000.0000	1.149.435.000	517.886.000	1.924.08.000	4.814.100.944	1.335.285.645	252.000.000	4.393.920.000	593.152.000
Mar-00	3.168.000.0000	1.149.435.000	517.886.000	1.924.08.000	4.814.236.907	1.335.290.995	252.000.000	4.393.920.000	593.152.000
Apr-00	3.168.000.0000	1.149.435.000	517.886.000	1.924.08.000	4.814.258.907	1.335.663.240	252.000.000	4.393.920.000	593.152.000
May-00	3.168.000.0000	1.149.435.000	517.886.000	1.924.08.000	4.814.547.907	1.335.663.240	252.000.000	4.393.920.000	593.152.000

RJCY	MYOR	SPMA	MLIA	KLBF	BRPT	ASII	DYNA	INDF	MYRX
288.000.000	766.584.000	766.584.000	1.323.000.000	432.000.000	1.400.000.000	2.325.662.474	299.719.440	1.831.200.000	700.700.000
288.000.000	766.584.000	766.584.000	1.323.000.000	432.000.000	1.400.000.000	2.325.662.474	299.719.440	1.831.200.000	700.700.000
288.000.000	766.584.000	766.584.000	1.323.000.000	432.000.000	1.400.000.000	2.325.662.474	299.719.440	1.831.200.000	700.700.000
288.000.000	766.584.000	766.584.000	1.323.000.000	2.160.000.000	1.400.000.000	2.325.662.474	299.719.440	1.831.200.000	700.700.000
288.000.000	766.584.000	766.584.000	1.323.000.000	2.160.000.000	1.400.000.000	2.325.662.474	299.719.440	1.831.200.000	700.700.000
288.000.000	766.584.000	766.584.000	1.323.000.000	2.160.000.000	1.400.000.000	2.325.662.474	299.719.440	1.831.200.000	700.700.000
288.000.000	766.584.000	766.584.000	1.323.000.000	2.160.000.000	1.400.000.000	2.325.662.474	299.719.440	1.831.200.000	700.700.000
288.000.000	766.584.000	766.584.000	1.323.000.000	2.160.000.000	1.400.000.000	2.325.662.474	299.719.440	1.831.200.000	700.700.000
288.000.000	766.584.000	766.584.000	1.323.000.000	2.160.000.000	1.400.000.000	2.325.662.474	299.719.440	1.831.200.000	700.700.000
288.000.000	766.584.000	766.584.000	1.323.000.000	2.160.000.000	1.400.000.000	2.325.662.474	299.719.440	1.831.200.000	700.700.000
288.000.000	766.584.000	766.584.000	1.323.000.000	2.160.000.000	1.400.000.000	2.325.662.474	299.719.440	1.831.200.000	700.700.000
288.000.000	766.584.000	766.584.000	1.323.000.000	2.160.000.000	1.400.000.000	2.325.662.474	299.719.440	1.831.200.000	700.700.000

Sumber: Indonesian Capital Market Directory, 2000

LAMPIRAN 4

DAFTAR TOTAL VOLUME
ACTIVITY (TVA)



Lampiran 4.

DAFTAR TOTAL VOLUME ACTIVITY (TVA)

No	Kode Saham	Volume Saham Hari ke -										
		5	4	3	2	1	0	-1	-2	-3	-4	-5
1	INKP	0.0004917	0.000773	0.00124269	0.0010475	3.739E-05	0.000551	0.0011664	0.00170296	0.001032	0.00054131	0.00057
2	TKIM	0.0013023	0.00269	0.00628452	0.0031894	0.0005099	0.003787	0.0055729	0.00323098	0.003282	0.00088271	0.001177
3	GDWU	0.0002083	0.000238	0.00265079	0.002881	0.000121	0.000123	0.0048353	0.00426587	0.001589	0.00024802	0.000141
4	POLY	2.617E-05	3.07E-06	1.2517E-06	2.526E-05	3.858E-05	0	0	0	4.56E-05	6.8276E-07	4.55E-07
5	SMGR	0.0001425	3.2E-05	8.3452E-05	0.0001484	1.012E-05	9.95E-05	0.0002571	0.00086319	0.000351	3.9619E-05	5.73E-05
6	RICY	0.0003715	0.000127	0.000625	0.0012917	0.0009497	0.000405	0.0002899	0.00034896	0.000365	0.00059028	0.000314
7	MYOR	0.0013032	0.004407	0.00606261	0.0024544	0.0001011	0.000402	5.805E-05	6.5224E-06	0.000164	0.00026612	0.000616
8	SPMA	0.0006744	0.000313	0.00213806	5.805E-05	0.0002779	0.000147	0.00033	0.00119622	0.000294	0.0001311	8.15E-05
9	MLIA	0.0014263	0.000322	0.00044444	0.0003303	0.0005926	0.000291	0.0001893	0.00096674	0.000125	0	0.000395
10	KLBF	0.000953	0.003092	0.00125046	0.0022694	0.0002394	0.000969	0.0013266	0.00094468	0.000408	0.00026991	0.000105
11	BRPT	0.0013161	0.000152	9.5929E-05	0.0002675	0.0003593	0.000141	0.0001375	0.00055643	0.000559	0.00063036	0.00048
12	ASII	0.001302	0.00153	0.00560908	0.0018313	0.0007989	0.00109	0.0005381	0.00257862	0.001259	0.00327592	0.000478
13	DYNA	0.0585297	0.015336	0.0687543	0.0215735	0.0057921	0.00579	0.0021804	0.00299447	0.006987	0.00708496	0.005393
14	SMCB	0.0008047	3.5E-05	2.9145E-05	4.089E-05	0.0014716	0.000393	0.000505	0.00146507	0.000857	0.00036844	0.005784
15	MYTX	0.0029427	0.001481	0.00084575	0.0012261	0.0008699	0.002006	0.0003379	0.00023268	0.000357	0.00039101	0.000141
16	GJTL	0.0001765	0.000674	0.0007702	0.0010473	0.0011012	0.001495	0.003514	0.00107813	0.000132	0.00044429	0.000602
17	GGRM	0.0007705	0.001789	0.0022655	0.0004503	0	0	0.0005052	0.00051791	0.000416	0.001225	0.000365
18	INDF	0.0047881	0.005089	0.00818316	0.0055963	0.0032055	0.005766	0.0089512	0.00244812	0.008335	0.00142994	0.002975
19	MYRX	0.0002453	0.000405	0.00077209	4.424E-05	9.062E-05	2.85E-06	4.281E-06	0.00104467	0.000108	0.00092622	0.000785

No	Kode Saham	Volume Saham Hari ke -													
		-6	-7	-8	-9	-10	-11	-12	-13	-14	-15	-16			
1	INKP	0.0011839	0.0018451	0.0021842	0.001427	0.0026971	0.0016087	0.001045	0.0003	0.001475	0.002023	0.00191598			
2	TKJM	0.0035892	0.0023375	0.0043742	0.001553	0.0024119	0.0040321	0.00117	0.000489	0.002138	0.00292	0.00147417			
3	GDWU	0.0001488	0.001504	0.0039504	7.94E-05	0.0006944	0.001984	0	0.000429	0.000625	0.000982	0.00147024			
4	POLY	0	0	0	0	1.422E-05	1.309E-05	5.8E-06	2.29E-07	3.63E-05	0	2.4466E-05			
5	SMGR	5.311E-05	0.0001408	0.0002748	0.000529	0.0002192	0.0008404	0.000521	0.000123	0.000382	0.000486	0.00032538			
6	RICY	8.681E-05	0.000408	0.0008854	0.00116	6.076E-05	2.604E-05	0.000451	8.68E-05	0.000382	6.25E-05	0.00044965			
7	MYOR	0.0006816	0.000572	9.718E-05	2.61E-05	4.435E-05	1.044E-05	0.000223	0.000616	0.000135	0.000159	0.00026546			
8	SPMA	0.0015654	0.0005107	0.0003653	0.030282	3.261E-05	0.0004272	1.63E-05	1.24E-05	0.000206	0.000145	7.8922E-05			
9	MLJA	0.0005703	0.0008197	0.0014732	2.8E-05	0.0001927	7.559E-05	0.003221	0.00266	6.8E-06	0.000614	0.00012169			
10	KLBF	0.0003655	0.0003789	0.0003894	0.000395	0.0001058	0.000181	0.000128	0.000125	0.002035	0.009537	8.8657E-05			
11	BRPT	1.071E-05	0.000025	0.0003321	0.0008	0.000075	0.0001582	0.00034	4.57E-05	0.000281	4.25E-05	0.00022786			
12	ASII	0.0010513	0.0015806	0.0029718	0.001033	0.0006224	0.0004003	0.000745	0.0004	0.001677	0.002118	0.00103906			
13	DYNA	0.0053083	0.009312	0.009222	0.001463	0.0130989	0.0123399	0.018345	0.011531	0.005023	0.002981	0.00178667			
14	SMCB	0.0006351	0.0001901	0.0025787	0.000236	0.0004459	0.0001392	0.000493	0.002509	0.018153	0.001179	0.00320331			
15	MYTX	0.0036842	8.206E-05	0.0001979	0.000529	0.0006372	0.0002124	1.83E-05	0.000476	0.000636	0.000965	0.00043156			
16	GJTL	0.0002216	6.187E-05	0.0002939	0.000717	0.0004269	0.0001615	0.004399	0.001572	0.004994	0.00056	0.00011664			
17	GGRM	0.0028312	0.0002957	0.0005314	0.000247	0.0001097	0.0002279	0.000612	0.000156	0.000366	0.000532	0.0018058			
18	TNDF	0.0003003	0.0006662	0.0017224	0.003665	0.0025489	0.0012538	0.000765	0.001822	0.003367	0.003444	0.00112849			
19	MYRX	0	0.0009155	0.0046603	0.000336	0.0001884	7.156E-06	0.000157	0.000502	0.000393	0.001025	0.00217854			

No	Kode Saham	Volume Saham Hari ke -																
		-17	-18	-19	-20	-21	-22	-23	-24	-25	-26	-27						
1	INKP	0.0065174	0.0064684	0.0063012	0.0057368	0.001173	0.003868	0.002616	0.002238	0.00213585	0.005095	0.0026248						
2	TKIM	0.0070928	0.0175127	0.0058845	0.007923	0.002781	0.0103453	0.006872	0.0036228	0.00308098	0.0065379	0.0034727						
3	GDWU	0.0001587	2.976E-05	3.968E-05	0.0003631	0.000992	7.937E-05	3.97E-05	0.0001528	0.00089087	0.0014306	0.0008869						
4	POLY	0.0001025	0.0001138	8.079E-06	7.283E-06	0.00012	2.845E-06	6.6E-05	0.0001619	5.6897E-07	2.048E-05	2.276E-06						
5	SMGR	0.0004721	3.035E-05	4.383E-05	4.636E-05	0.000109	0.0002917	0.000106	0.0002461	0.00028492	0.0013883	0.0001694						
6	RICY	0.0021545	0.0024965	0.0008333	0.0011493	0.00125	0.0004722	0.001191	0.0027986	0.0016684	0.0042813	0.0020972						
7	MYOR	0.0003405	0.0002263	0.0002446	0.0002909	0.000626	0.0005538	0.000504	0.0002087	6.392E-05	0.000225	7.827E-05						
8	SPMA	0.0005042	0.0001128	0	1.696E-05	0.00013	0.0003131	0.000684	0.0003209	0.0001598	0.0009621	0.0005479						
9	MLJA	0.0004274	0.0023929	0.0004875	0.0002604	9.86E-05	0.0032513	0.001687	0.000107	0.00014172	0.0005718	0.0001943						
10	KLBF	0.001256	0.0006211	0.000412	0.0005882	0.000616	0.0040898	0.000366	0.0012771	0.0001588	0.0022256	0.0011282						
11	BRPT	0.00141	0.0001232	0.0005239	0.0011246	0.000516	0.0035064	0.0003	0.0003075	0.00017143	0.0003196	0.0002057						
12	ASII	0.0022196	0.0022538	0.0022333	0.0048547	0.018439	0.0067579	0.007031	0.0045389	0.00417494	0.0035098	0.0020631						
13	DYNA	0.0049346	0.004324	0.0070833	0.0016198	0.002377	0.0016682	0.002154	0.0017083	0.00090752	0.0011978	0.0068464						
14	SMCB	0.003764	0.0010005	0.0034056	0.009245	0.000286	0.0003463	0.00189	0.0001827	0.00021576	0.0005437	0.0035787						
15	MYTX	0.0052792	0.0005455	0.000476	0.0012609	0.000656	0.0003485	0.000888	0.0008351	0.00176583	0.0036002	0.000128						
16	GJTL	0.0007584	0.0002917	0.0002143	0.0006632	0.000308	0.0005982	0.000486	0.0011018	0.00056392	0.0002	0.0019632						
17	GGRM	0.0022192	0.0011681	0.0016096	0.0024006	0.001189	0.0005615	0.001724	0.0012822	0.00043267	0.0019698	0.0020178						
18	INDF	0.0006791	0.0008554	0.0007064	0.0013521	0.003117	0.0014308	0.003011	0.0029538	0.0011457	0.0009606	0.0015151						
19	MYRX	0.0028279	0.003241	0.0088412	1.127E-05	3.57E-05	0.0001434	0.000207	5.851E-05	0.00095405	0.0089503	0.0009355						

No	Kode Saham	Volume Saham Hari ke -															
		-28	-29	-30	-31	-32	-33	-34	-35	-36	-37	-38					
1	INKP	0.0040877	0.0145159	0.02220508	0.0154666	0.0036779	0.00444131	0.0065101	0.0064067	0.0037232	0.0048938	0.0064147					
2	TKIM	0.0054516	0.0208119	0.0320623	0.0237147	0.0060257	0.00346554	0.007243	0.0101663	0.0127283	0.0097975	0.0031211					
3	GDWU	0.0017956	0.0015099	0.00106548	0.0006944	0.0010893	0.00071825	0.0022202	0.0002937	0.0011905	0.0044048	0.0060298					
4	POLY	1.366E-06	0.0001231	3.5276E-05	3.368E-05	3.3E-06	7.738E-06	3.823E-05	6.828E-06	1.445E-05	0	0.000161					
5	SMGR	0.0002807	0.000338	0.00153945	0.0006668	0.0002672	0.0005808	0.0009424	0.000671	0.0006373	0.001621	0.0002124					
6	RICY	0.0014931	0.000474	0.00144965	0.001375	0.0026354	0.00148438	0.0013924	0.0009549	0.001401	9.549E-05	0.0006632					
7	MYOR	5.675E-05	0.000583	0.00101946	0.000784	0.0004357	0.00013045	0.0002446	0.000347	0.0008714	0.000831	0.0013795					
8	SPMA	0.0013071	0.0004481	0.00013697	1.957E-05	0.0003092	0.00030655	0.0008636	0.0003261	0.0020311	0.0017904	0.0002576					
9	MLIA	0.0006277	0.0003243	0.00111224	0.00059792	0.0005854	0.00020597	0.0022525	5.442E-05	0.0011285	0.0008175	0.001373					
10	KLBF	0.0003738	0.0015678	0.00129907	0.0065106	0.0023477	0.00158102	0.0047611	0.0046998	0.0020803	0.0008046	0.0011803					
11	BRPT	0.0020825	0.0007518	0.00068929	0.0029171	0.0024407	0.00267893	0.0068707	0.0038532	0.0026096	0.0040396	0.0003829					
12	ASII	0.0028342	0.0039438	0.00218561	0.0031441	0.0025571	0.00202222	0.0041253	0.0032455	0.0024399	0.0021452	0.0013452					
13	DYNA	0.0054401	0.004948	0.01509578	0.0048312	0.0086014	0.00127619	0.0048879	0.0027876	0.0016933	0.0052566	0.0035433					
14	SMCB	0.0070939	0.0041455	0.00087304	0.0048063	0.0061208	0.00327291	0.0022542	0.0013041	0.0020023	0.0028797	0.0011767					
15	MYTX	0.0624162	0	0.00155895	0	0.0031812	9.6546E-06	0.0003041	0.0007328	9.751E-05	0.0005303	0.0003041					
16	GJTL	0.0006271	0.000151	0.00067929	0.0008471	0.0005315	0.00259738	0.000357	0.0005699	0.0005543	0.000858	0.0015196					
17	GGRM	0.002062	0.0012848	0.00366071	0.002673	0.0010712	0.00078635	0.0006746	0.000585	0.0010109	0.001285	0.0003994					
18	INDF	0.0025251	0.0010938	0.00133792	0.0009813	0.0020487	0.00776403	0.0013753	0.0014709	0.0026016	0.0051417	0.005341					
19	MYRX	0.0003568	0.0008128	0.00019766	0.0010925	0.0002476	6.4221E-05	0.0002383	0.0004333	8.92E-05	0.0019038	0.0006244					

No	Kode Saham	Volume Saham Hari ke -																
		-39	-40	-41	-42	-43	-44	-45	-46	-47	-48	-49						
1	INKP	0.0050714	0.0018767	0.0011567	0.0015015	0.0017062	0.0027518	0.0034031	0.0025119	0.004008	0.0013967	0.001707172						
2	TKIM	0.0030739	0.0016906	0.0007744	0.0001681	0.0013716	0.0029203	0.0035266	0.0030754	0.0072981	0.0008627	0.0008193						
3	GDWU	0.0041032	0.0007262	0.0013929	0.0004464	0.0003016	0.0005198	3.968E-05	0.0002976	0.001496	0.0015397	0.00227381						
4	POLY	1.138E-06	0.0001627	1.263E-05	0.0001047	3.926E-05	0.0004029	0.000435	0.0001663	0.0006014	0.0011434	0.002068995						
5	SMGR	0.0008868	0.0003304	0.0008691	0.0008	0.0002259	0.0016623	0.0023257	0.0014389	0.0013909	0.0012476	0.000738428						
6	RICY	0.000441	0.0002257	0.0018316	0.0024913	0.0017708	0.0002257	0.0010747	0.0025611	0.0063368	0.0013611	0.001826389						
7	MYOR	0.0005388	0.000619	0.0003835	0.0006053	0.0001494	0.0003437	0.0006477	0.000362	0.0008981	0.0010821	0.000482008						
8	SPMA	9.392E-05	0.0001389	0.0009255	0.0010429	0.0012373	0.0020507	0.0057998	0.0009099	0.0066542	0.003858	0.000166975						
9	MLIA	0.0007785	0.0029422	0.0022067	0.0063828	0.0038587	0.002376	0.0010899	0.0038908	0.00274	0.0248375	0.003067649						
10	KLBF	0.0010301	0.0011868	0.0003039	0.0003104	0.0007162	0.0010551	0.0033377	0.0023762	0.0033123	0.0011836	0.00412662						
11	BRPT	0.0001679	0.0002025	0.0003039	9.857E-05	0.0003132	0.0012361	0.0026118	0.0011211	0.0011368	0.0005668	0.000294643						
12	ASII	0.0016804	0.003789	0.0086595	0.0083716	0.0020646	0.004767	0.0061447	0.0027657	0.0065083	0.0069819	0.007708126						
13	DYNA	0.0024356	0.0001918	0.0031796	0.0074136	0.0035884	0.0024873	0.0113356	0.0086047	0.0068914	0.0294942	0.001237824						
14	SMCB	0.0017713	0.004621	0.0025652	0.0066498	0.002024	0.007381	0.0003706	0.0015834	0.0085238	0.0135784	0.003730963						
15	MYTX	0.0001786	0.0001931	0.0001178	0.0005146	0.000504	0.0009703	0.0007579	0.0006179	0.0014057	0.0023741	0.000479835						
16	GJTL	0.0013218	0.0009904	0.0006108	0.0020145	0.0057337	0.000491	0.0005175	0.0003449	0.000919	0.0026892	0.003305871						
17	GGRM	0.0003365	0.0008609	0.000935	0.0016335	0.0010966	0.0008209	0.000605	0.0010205	0.0007089	0.0003381	0.000526485						
18	INDF	0.0118867	0.0075142	0.0098012	0.008424	0.0052416	0.0150762	0.0148348	0.0039138	0.0076182	0.011928	0.011612877						
19	MYRX	0.0003482	0.001186	0.0006408	0	0.0039468	0.0002048	0.0069987	0.0050357	0.0008898	0.0117047	0.000525189						

No	Kode Saham	Volume Saham Hari ke -																	
		-50	-51	-52	-53	-54	-55	-56	-57	-58	-59	-60							
1	INKP	0.0035112	0.00072402	0.0007839	0.0008637	0.0015182	0.0030704	0.0026167	0.0033417	0.0018783	0.0015925	0.0022226							
2	TKIM	0.0072516	0.00106157	0.0005583	0.0009058	0.0014223	0.0017644	0.0017573	0.0021362	0.0007605	0.0007549	0.0015278							
3	GDWU	0.0030615	0.00230357	0.0009325	0.0017321	0.0063492	0.0001984	0.0004524	0.0051389	0.0013135	0.0023413	0.0021508							
4	POLY	0.0023088	1.1948E-05	0.0002786	0.0002707	0.0008869	0.0004119	0.000694	0.0005163	0.0004204	0.0001713	1.946E-05							
5	SMGR	0.0006505	0.00057742	0.0002967	0.0008994	0.0014929	0.0016648	0.0015789	0.0005631	0.0007064	0.000134	0.0001323							
6	RICY	0.0030469	0.00053993	0.0028924	0.0022726	0.0026753	0.0001753	0.0014913	0.0011198	0.0022813	0.0014479	0.0015104							
7	MYOR	0.0049205	0.00394608	0.000544	0.0013769	0.0005479	0.0005935	0.0016306	0.0017995	0.0002948	0.0003437	0.0007155							
8	SPMA	0.0011858	0.00088901	0.0003424	0.0011238	0.0006855	0.0006881	0.0027616	0.0005016	0.000424	0.0010273	0.0010312							
9	MLIA	0.0072324	0.00239002	0.0013798	0.0013254	0.0001825	0.001664	0.0003027	0.0035737	0.0008817	0.0018632	0.0009928							
10	KLBF	0.0030623	0.00261574	0.0015063	0.0044775	0.0048343	0.0031782	0.0036678	0.0042275	0.0011155	0.0016148	0.0015398							
11	BRPT	0.00108	0.00081393	7.286E-05	0.0005132	0.0007561	0.0007429	0.0002236	0.0010818	0.0003514	0.0004907	0.0023504							
12	ASII	0.0127764	0.01097967	0.0263493	0.0104433	0.0078044	0.0032012	0.0089332	0.0137127	0.0068795	0.0106471	0.0246136							
13	DYNA	0.0035099	0.00632425	0.003917	0.0017266	0.0065394	0.0136194	0.0050397	0.0033982	0.0069615	0.0016148	0.0101995							
14	SMCB	0.0107722	0.00782297	0.0080022	0.007478	0.0145863	0.0089326	0.0565052	0.0443253	0.001777	0.0083906	0.0033931							
15	MYTX	0.0001574	0.00049046	0.0001439	0.0005542	0.0015061	0.0013101	0.0010717	0.0005136	0.001341	0.0001641	0.0022196							
16	GJTL	0.0019336	0.00277857	0.0025971	0.0117295	0.0008087	0.0011368	0.0009719	0.0012363	0.0009099	0.0003505	0.0010226							
17	GGRM	0.0002149	0.00074373	0.000822	0.000895	0.0006868	0.0004532	0.0008295	0.0004038	0.0007773	0.0002807	0.0006304							
18	INDF	0.0109685	0.02460054	0.0130114	0.0117065	0.0002449	0.002136	0.0018859	0.0033811	0.0043884	0.0027752	0.0012077							
19	MYRX	0.0008206	0.00183531	0.0002248	0.0004588	0.002733	0.0010418	0.0001284	0.0036442	0.0023141	0.0017383	0.0029756							

No	Kode Saham	Volume Saham Hari ke -																	
		-61	-62	-63	-64	-65	-66	-67	-68	-69	-70	-71							
1	INKP	0.001635	0.0033855	0.0013963	0.0014651	0.00297152	0.003837	0.00074989	0.0022204	0.0024697	0.0006959	0.00091389							
2	TKIM	0.00076	0.0007631	0.0008736	0.0014061	0.00564711	0.0040501	0.00035573	0.0006486	0.0007133	0.000665	0.000561303							
3	GDWU	0.000446	0.0034425	0.0007956	7.937E-05	0.00821429	0.0020278	0.0175754	0.0020774	0.0223472	0.0871944	0.049297619							
4	POLY	2.5E-06	0.0001295	0.0003796	1.263E-05	3.8576E-05	0.0001033	0.00011163	8.66E-05	6.259E-05	0.000711	0.000162611							
5	SMGR	0.001407	0.0003077	0.0002166	6.828E-05	0.00032875	0.0008741	9.3568E-05	0.0002706	3.962E-05	0.0003717	0.000871615							
6	RICY	0.000198	0.0008767	0.0026493	0.0016094	0.00271701	0.0022326	0.00657465	0.0012118	0.0013108	-0.0152396	0.001720486							
7	MYOR	0.001442	0.001069	0.0007423	0.0011571	0.00386324	0.0023646	0.00143755	0.0006131	0.0009118	0.0074688	0.001011631							
8	SPMA	0.00089	0.0006562	0.0032006	0.0033943	0.00277986	0.001626	0.00973801	0.0085333	0.0069216	0.008005	0.01246504							
9	MLIA	0.000792	0.0003621	0.0009943	0.0020956	0.00125094	0.0016977	0.0010548	0.0021198	0.001336	0.0116315	0.002879441							
10	KLBF	0.000992	0.0020507	0.001015	0.0018692	0.00347431	0.0038146	0.00185093	0.0066755	0.0042655	0.0012727	0.002086343							
11	BRPT	0.000864	2.107E-05	0.0007232	0.0016904	0.00134857	0.0032011	0.0050775	0.0071011	0.0040121	0.019325	0.032130357							
12	ASII	0.002389	0.0021112	0.0021529	0.005873	0.00779885	0.0064291	0.00685977	0.0029005	0.0026623	0.0025649	0.004098402							
13	DYNA	0.011638	0.0238973	0.005717	0.0093337	0.0038438	0.0029694	0.0037118	0.0027392	0.0054017	0.003877	0.002263784							
14	SMCB	0.00418	0.0180845	0.0165947	0.0065676	0.02391392	0.0324303	0.09225185	0.0065558	0.006481	0.0029706	0.015252711							
15	MYTX	0.001033	0.0034969	0.0053516	0.0049103	0.00110159	0.0035442	0.00176294	0.0097473	0.003466	0.0010823	0.000895054							
16	GJTL	0.000893	0.0044656	0.0007483	0.0011461	0.00129593	5.051E-05	8.2702E-05	0.0005159	0.0016596	0.0053775	0.001372475							
17	GGRM	0.000251	1.845E-05	6.99E-05	4.807E-05	7.7959E-05	0.0002001	0.00024687	0.0002175	0.000171	0.0002393	0.000435013							
18	INDF	0.003633	0.0033025	0.0046161	0.0039561	0.00083497	0.0022726	0.00104467	0.0007629	0.0024342	0.0006073	0.001763871							
19	MYRX	0.001125	0.0054303	0.0019416	0.0021928	0.0080391	0.0003318	0.00091337	0.0009833	0.0036628	0.0112423	0.007960611							

No	Kode Saham	Volume Saham Hari ke -																
		-72	-73	-74	-75	-76	-77	-78	-79	-80	-81	-82						
1	INKP	0.0032229	0.0035276	0.0038051	0.0077972	0.0001996	0.0006117	0.0005841	0.0018995	0.00074	0.0010843	0.0010342						
2	TKIM	0.0034221	0.00014753	0.0035191	0.0076302	0.0001917	0.0007276	0.0004977	0.0036792	0.000343	0.0014754	0.0011219						
3	GDWU	0.0694365	0.05769841	0.0019921	0.0333512	0.0064147	0.0015635	0.0142202	0.0050933	0.002018	0.0009901	0.0002381						
4	POLY	3.937E-05	4.6428E-05	5.974E-05	0.0003763	0	0	0	0	0	0	0						
5	SMGR	0.0013454	0.00022844	0.0004662	0.0002436	3.878E-05	2.023E-05	7.334E-05	0.0003229	0.000191	0.0007325	0.0006879						
6	RICY	0.0075538	0.00166667	0.0044566	0.0101285	0.0001684	0.000559	0.0041181	0.0010868	0.003842	0.0077986	0.0004288						
7	MYOR	0.0008166	0.00089684	0.0012843	0.0029214	0.0005198	0.0017337	0.0020878	0.0119602	0.00093	0.004854	0.0042435						
8	SPMA	0.0519004	0.00575019	0.0033617	0.0012686	0.0001246	0.000934	0.0044431	0.0124292	0.003912	0.0041137	0.0002315						
9	MLIA	0.0018851	0.0012517	0.000893	0.0010321	0.0008866	0.0002528	0.0010404	0.0043677	0.000582	0.0038394	0.0003934						
10	KLBF	0.0035968	0.03196713	0.0082968	0.0093951	0.000438	0.0001796	0.0030546	0.0087512	0.000234	0.0066824	0.00809						
11	BRPT	0.0039257	0.000445	0.0005839	0.0013168	0.0001957	0.0001146	0.0001854	0.0070743	0.003161	0.0069914	0.0001871						
12	ASII	0.0125928	0.00167501	0.0036121	0.0048221	0.0005336	0.001878	0.0014088	0.0022568	0.003302	0.0047905	0.0045714						
13	DYNA	0.0006423	0.00824438	0.0126502	0.0067146	0.0054985	0.0030679	0.0074353	0.0064861	0.024731	0.0129388	0.0338216						
14	SMCB	0.0103251	0.00406156	0.0038458	0.0135745	0.0374897	0.0351605	0.0571859	0	0	0	0						
15	MYTX	0.0007376	0.00153123	0.0013323	0.0032826	0.0019049	0.0088282	0.0046941	0.00285	0.003645	0.0001101	9.462E-05						
16	GJTL	0.0059566	0.00047522	0.0006705	0.0002139	0.0010101	0.0002915	0.0004721	0.0011753	0.0003	0.0003387	8.097E-05						
17	GGRM	0.0005039	0.00050102	0.0008815	0.0005288	0.0001879	0.0001089	0.0003838	0.0009953	0.000259	0.0003266	0.0004277						
18	JNDF	0.0025549	0.00478047	0.0018747	0.0031706	0.0023659	0.0031321	0.0041033	0.0032236	0.001333	0.0011894	0.001561						
19	MYRX	0.0019316	0.001596261	0.0016176	0.0002926	0.0004661	0.0080584	0.0009276	0.0331904	0.013028	0.0079927	0.008545						

No	Kode Saham	Volume Saham Hari ke -																	
		-83	-84	-85	-86	-87	-88	-89	-90	-91	-92	-93							
1	INKP	0.0004755	0.0009331	0.0016946	0.00292213	0.003835	0.00121269	0.0010199	0.0028839	0.0037994	0.0048827	0.00354343							
2	TKIM	0.0002374	0.0006486	0.0004868	0.00119231	0.001079	0.0011807	0.0013069	0.0032156	0.0046097	0.0024546	0.00228089							
3	GDWU	0.0034345	0.0068294	0.0125972	0.2555	0.0421	0.00189087	0.0021627	0.0042222	0.0012817	0.0357123	0.04819643							
4	POLY	1.741E-05	0.0001017	0.0003366	6.7707E-05	0.000595	4.1421E-05	9.786E-05	0.0001037	0.0004529	0.0001706	0.00020471							
5	SMGR	0.0014044	0.0004147	0.0008623	0.00320323	0.002534	0.00243108	0.002558	0.0012434	0.0007494	0.0024024	0.0022431							
6	RICY	0.0001753	0.0005486	0.0016788	0.00212153	0.002283	0.0001111	0.0032378	0.0002882	0.0001233	0.002783	0.00736979							
7	MYOR	0.0006594	0.0008225	0.0015223	0.00282357	0.002503	0.00019241	0.0013775	0.0013599	0.0028757	0.0062876	0.00593607							
8	SPMA	9.784E-05	0.0004011	0.0017735	0.0048977	0.005071	0.00032612	0.0006457	0.0002218	0.0017904	0.0014121	0.00332318							
9	MLIA	0.0009267	0.0013964	0.0007899	0.00071693	0.001549	0.00014815	0.001647	0.0048084	0.0005597	0.0006754	0.00300113							
10	KLBF	0.0037856	0.0033069	0.0126531	0.01019051	0.016669	0.00123773	0.0076796	0.0149491	0.0012326	0.004238	0.00310347							
11	BRPT	0.0009132	0.0004546	0.0005818	0.00035071	0.000819	0.00228964	0.0016121	0.0003329	0.0009021	0.0012125	0.00354429							
12	ASII	0.0011008	0.001009	0.0019326	0.00390082	0.002222	0.00209338	0.0046223	0.0057777	0.0018304	0.0038875	0.00527033							
13	DYNA	0.0183789	0.001745	0.0030428	0.00439745	0.00047	0.01059324	0.0056801	0.0085146	0.0094005	0.0043309	0.01506242							
14	SMCB	0	0	0	0	0	0	0	0	0	0	0							
15	MYTX	0.0007994	0.0051295	0.001173	0.00099732	0.002951	0.00097126	0.0002346	0.0002076	0.0012445	0.0004084	0.00029833							
16	GJTL	0.0011267	0.0004545	0.00045	0.00029766	0.000284	0.00145565	0.000867	0.0001114	0.0003259	0.0008943	0.00065167							
17	GGRM	0.0004883	0.0002934	0.0003274	0.00068864	0.000565	0.00010473	0.0004327	0.0001798	0.0004558	7.146E-05	0.00078999							
18	INDF	0.0002223	0.0002201	0.0001141	0.00041721	0.000332	0.00064384	0.0007479	0.000732	0.0004885	0.0013447	0.00106078							
19	MYRX	0.0053575	0.0094377	0.0047488	0.00269516	0.001257	0.00607749	0.0050778	0.0250771	0.006405	0.0076366	0.02118881							

No	Kode Saham	Volume Saham Hari ke -												
		-94	-95	-96	-97	-98	-99	-100	-101	-102	-103	-104		
1	INKP	0.0033204	0.0044558	0.004079	0.0021518	0.0029075	3.05E-06	0.0033213	0.00226664	0.00092373	0.0017445	0.0007547		
2	TKIM	0.0020858	0.0029092	0.00349	0.003696	0.0018952	0.001996	0.0023097	0.00090695	0.00038302	0.00069	0.0002781		
3	GDWU	0.000246	0.0016984	0.005286	0.0043849	0.0049484	0.003802	0.0011012	0.01736706	0.00571825	0.001119	0.0024087		
4	POLY	8.773E-05	5.587E-05	0.000386	0.000465	0.0002285	0.000316	0.0001087	2.3555E-05	0.00019197	0.0002634	0.0003709		
5	SMGR	0.0012729	0.000821	0.001033	0.000145	0.0001264	0.00017	0.0001307	0.00024108	0.00218494	0.0013833	0.0006381		
6	RICY	0.005599	0.0011128	0.000691	0.0024826	0.0022361	0.001847	0.0053681	0.00061111	0.0073125	0.0012066	0.0016632		
7	MYOR	0.0016397	0.002412	0.001076	0.0006862	0.0008597	0.000132	0.0006451	0.00052114	0.00046309	0.0004924	0.0003		
8	SPMA	0.0017076	0.0010005	0.008764	0.0039024	0.0174345	0.0049	0.008489	0.00421024	6.46055162	0.0032782	0.0154778		
9	MLIA	0.0010714	0.0011092	0.001642	0.0012362	0.0007952	0.000444	0.0023307	0.0012774	0.00210671	0.0021384	0.0010222		
10	KLBF	0.0008512	0.0002308	0.00078	0.0006887	0.0004986	0.001524	0.0012938	0.00170486	0.00046429	0.0024489	0.00147		
11	BRPT	0.0015318	0.0034993	0.001931	0.0012046	0.0010686	0.001092	0.0027186	0.00548929	0.00119643	0.0033685	0.0044916		
12	ASII	0.0089433	0.0167296	0.018096	0.0004882	0.0018408	0.004922	0.0055995	0.00562399	0.01303386	0.0085497	0.0251385		
13	DYNA	0.0210013	0.0135176	0.01751	0.0059356	0.0055252	0.00877	0.0007691	0.01028795	0.01303386	0.0085497	0.0251385		
14	SMCB	0	0	0	0	0	0	0	0	0	0	0		
15	MYTX	0.0002172	0.0007366	0.001834	0.0009867	0.0011856	0.002438	0.0008747	0.00126379	0.0018952	0.0040492	0.0016567		
16	GJTL	0.0005652	0.0011365	0.000923	0.0013572	0.0054396	0.002286	0.0002371	0.00021891	0.00113652	0.0008026	0.0005104		
17	GGRM	0.0004223	0.000462	0.000686	0.0001263	0.0003895	4.52E-05	0.0006512	0.00035913	0.00036641	0.0002905	0.0003144		
18	INDF	0.0017027	0.0010283	0.000909	0.0011056	0.0004653	0.002418	0.0016645	0.00174721	0.00096003	0.0012221	0.0001264		
19	MYRX	0.0001527	0.0001527	0.000198	0.00090552	0.0015142	0.001808	0.0114971	0.00469245	0.00121949	0.0015142	0.0174611		

No	Kode Saham	Volume Saham Hari ke -													
		-105	-106	-107	-108	-109	-110	-111	-112	-113	-114	-115			
1	INKP	0.00115072	0.00076791	0.0021102	0.0019035	0.0039289	0.0032078	0.001516	0.0017518	0.0041355	0.0040919	0.0032831			
2	TKIM	0.00066859	0.00084698	0.0005089	0.0008432	0.001278	0.0029746	0.0031638	0.0013121	0.003814	0.0013926	0.0033866			
3	GDWU	0.00487103	0.00046429	0.0014425	0.0018254	0.0097361	0.0012798	0.0164325	0.0870655	0.0214881	0.0035774	0.003381			
4	POLY	4.5745E-05	0.0004768	0.000134	2.39E-06	0.0001321	0.0001361	0.0001562	0.0002345	0.000617	0.0008913	0.0003157			
5	SMGR	5.0377E-05	5.3106E-05	0.0010276	0.0014356	0.0002436	0.0003094	0.0012189	0.0002933	0.0006963	0.001911	0.0018334			
6	RICY	0.00476215	0.01489757	0.0023993	0.0014149	0.0073646	0.023151	0.0066007	0.0017639	0.0088333	0.0021337	0.0002917			
7	MYOR	0.00133971	0.00027329	0.0005231	0.0006138	0.0011186	0.0077787	0.0067403	0.0008988	0.0013782	0.0026625	0.0067468			
8	SPMA	0.00619436	0.0097954	0.0067018	0.0019567	0.0016313	0.0078498	0.0122863	0.0004898	0.0032951	0.0123437	0.0115128			
9	MLIA	0.00289303	0.00026077	0.01928	0.000562	0.0032929	0.0125873	0.0102865	0.0008575	0.0078757	0.002124	0.0059777			
10	KLBF	0.00201875	0.00453495	0.0004317	0.0009891	0.0014035	0.001431	0.0040164	0.0019683	0.0004623	0.002366	0.0074275			
11	BRPT	0.00850357	0.01191071	0.0044443	0.0012536	0.0006525	0.0044725	0.0043639	0.0055471	0.0065568	0.0020286	0.0016032			
12	ASII	0.00302344	0.00400725	0.0068247	0.0062324	0.0059076	0.0097858	0.0141248	0.013505	0.0072128	0.0065005	0.0111633			
13	DYNA	0.01419494	0.01443016	0	0.0390048	0.0207461	0.0042957	0.0180852	0.0163119	0.0302683	0.0549597	0.0044341			
14	SMCB	0	0	0.0090049	0	0	0	0	0	0	0	0			
15	MYTX	0.00115276	0.00270619	0.0052753	0.0086438	0.0091227	0.0033289	0.0023847	0.001399	0.0010832	5.117E-05	0.0016056			
16	GITL	0.00046938	0.00099921	0.0001588	0.0025825	0.0084375	0.0092652	0.0041793	0.0002806	0.0005868	0.0002139	0.0003054			
17	GGRM	0.00037057	0.00046204	0.0025729	5.093E-05	0.0008071	0.000671	0.0006057	0.0009223	0.0005904	0.0007476	0.0005571			
18	INDF	0.00023591	0.0011517	0.0038098	0.001291	0.0005316	0.000936	0.0003225	0.0008912	0.0012456	0.0033055	0.0011348			
19	MYRX	0.00321536	0.00081419	0	0.0205131	0.0132225	0.0051634	0.0246425	0.0026944	0.019746	0.009858	0.010847			

No	Kode Saham	Volume Saham Hari ke -																
		-116	-117	-118	-119	-120	-121	-122	-123	-124	-125	-126						
1	INKP	0.0013226	0.001076	0.004456	0.0023807	0.0022241	0.0024278	0.00864202	0.0070805	0.01130787	0.01636425	0.02088899						
2	TKIM	0.0025897	0.005096	0.0029116	0.0022396	0.00259	0.0042121	0.00705244	0.0028127	0.01316008	0.01979577	0.03057981						
3	GDWU	0.0071329	0.000752	0.0016984	0.0033274	0.0013889	0.0147738	0.01360317	0.0008631	0.02681151	0.01437897	0.0658631						
4	POLY	6.657E-05	2.97E-05	5.587E-05	6.543E-05	0.0003162	0.0001599	0.00020324	0.0001617	0.00023055	8.8418E-05	0.00037996						
5	SMGR	0.0023746	0.000298	0.000821	0.0014221	0.0001677	0.0016817	0.0022431	0.0023864	0.00220517	9.4411E-05	0.00027649						
6	RICY	0.0001042	7.99E-05	0.0011128	0.0009757	0.0004601	0.0026806	0.00808854	0.0005278	0.02279514	0.01028125	0.04645833						
7	MYOR	0.0011538	0.00043	0.0024127	0.0002413	0.0006829	0.0015175	0.00477378	0.0009908	0.00464202	0.00461398	0.00884965						
8	SPMA	0.0110529	0.000606	0.0010005	0.0030362	0.0031366	0.0061976	0.00773566	0.0058937	0.02042633	0.03207802	0.06070046						
9	MLIA	0.0018541	0.000186	0.0011092	0.0023764	0.003345	0.0018367	0.00300605	0.0014278	0.00683825	0.009387	0.02020484						
10	KLBF	0.0008102	0.00162	0.0002308	0.0008736	0.0039928	0.0085333	0.01332361	0.0063157	0.02534676	0.0150875	0.03532292						
11	BRPT	0.0020189	0.000588	0.0034993	0.0008268	0.0028107	0.0020275	0.00608643	0.0034911	0.00819036	0.01075143	0.02217107						
12	ASII	0.0102726	0.009324	0.0167296	0.0103186	0.0107756	0.0097471	0.02113742	0.0142764	0.04596024	0.06514445	0.06135543						
13	DYNA	0.0095773	0.001873	0.0004888	0.0155176	0.0026692	0.0001051	0.00122781	0.0013946	0.00157814	0.00886496	0.0085163						
14	SMCB	0	0	0	0	0	0	0	0	0	0	0						
15	MYTX	0.0007366	0.002517	0.0002707	0.0006732	0.0012699	0.0024991	0.00445491	0.0108433	0.01054549	0.00964132	0.00573454						
16	GJTL	0.0004912	0.000495	0.0001206	0.0016155	0.0041488	3.488E-05	0.00141509	0.0023477	0.0010887	0.00014426	5.8712E-05						
17	GGRM	0.0007497	0.000242	0.001751	0.0003399	0.0002097	6.185E-05	0.00026376	0.0001645	0.00067539	0.00014864	0.00018398						
18	INDF	0.001454	0.002593	0.0011503	0.0008494	0.0011615	0.0027067	0.00482471	0.0028487	0.00183319	0.00102829	0.00129806						
19	MYRX	0.0096125	0.024224	0	0.0007264	0.0040709	0.0360518	0.00248965	0.0024768	0.0129549	0.01347795	0.0234016						

No	Kode Saham	Volume Saham Hari ke -																
		-127	-128	-129	-130	-131	-132	-133	-134	-135	-136	-137						
1	INKP	0.0122891	0.00332891	0.00210471	0.0030348	0.00507511	0.00285775	0.0017752	0.0033373	0.00265312	0.0050386	0.0019498						
2	TKIM	0.0157141	0.00345801	0.00401117	0.0062504	0.006343	0.00181202	0.0017933	0.002204	0.0069535	0.0105172	0.0038811						
3	GDWU	0.1439147	0.01499603	0.00628968	0.0026349	0.0019226	0.00056548	0.014131	0.0015655	0.04532143	0.0349484	0.0033294						
4	POLY	0.0001742	8.0793E-06	1.1493E-05	0	7.738E-06	8.6483E-06	1.252E-06	2.458E-05	5.8718E-05	0.0002601	0						
5	SMGR	0	0.00082441	0.00047374	0.0002765	6.322E-05	7.5866E-06	7.924E-05	0.0001686	3.2032E-05	0.0012737	0.0001366						
6	RICY	0.0066163	0.00085938	0.00025521	0.0002865	0.0007188	0.05241319	0.0006771	0.0027847	0.00415625	0.0018316	0.0003733						
7	MYOR	0.0038176	0.00033264	0.00062355	4.892E-05	0.0006986	0.00059028	1.563E-05	0.0002439	0.0016143	0.0041731	0.0006125						
8	SPMA	0.0122368	0.00341841	0.00393042	0.0006914	0.0001246	0.00501445	0.0013064	0.0106257	0.00046375	0.0098991	0.0004553						
9	MLIA	0.0085042	0.00050907	0.00047203	0.0007169	0.0009116	0.00189796	0.0001652	0.0002407	0.00160582	0.0065315	0.0009856						
10	KLBF	0.0086919	0.00083403	0.00019444	0.0017475	0.0023984	0.00282153	0.0005972	0.003337	0.00271921	0.0073153	0.0008282						
11	BRPT	0.0057946	9.3214E-05	0.00089964	0.0004518	0.0024168	0.00138286	0.0013721	0.0004043	0.00303714	0.0053757	0.0012893						
12	ASII	0.0281739	0.00553498	0.00858809	0.0074925	0.011566	0.00649836	0.0036938	0.0113295	0.01889548	0.020555	0.0286037						
13	DYNA	0.0260427	0.01617846	0.00037035	0.0075304	0.0041222	0.00408048	0.0019685	0.0008141	0.00448253	0.0192547	0.017101						
14	SMCB	0	0	0	0	0	0	0	0	0	0	0						
15	MYTX	0	8.2462E-05	0.00071306	0.0005151	1.94E-08	0.00125537	0.0011108	0.0029968	0.00837722	6.015E-05	0.0031074						
16	GJTL	0.0001119	0.0004899	0.0003518	0.0005462	0.0004986	0.00047585	6.913E-05	0.0007599	0.00036585	0.000146	0.0014427						
17	GGRM	0.0006219	0.0006572	0.00029988	0.0004722	0.0003472	0.00044333	0.0006018	0.0002131	0.00026506	0.0004069	0.0003324						
18	INDF	0.0011495	0.00291202	0.00282929	0.0020309	0.0030969	0.00556779	0.006896	0.004414	0.00101791	0.0009715	0.0013772						
19	MYRX	0.002992	0.03014985	0.0001527	0.0044256	0.0162637	0.01682175	0.0364785	0.0077915	0.06067575	0.0955033	0.1284344						

No	Kode Saham	Volume Saham Hari ke -																
		-138	-139	-140	-141	-142	-143	-144	-145	-146	-147	-148						
1	INKP	0.0041021	0.00350585	0.003827	0.0030865	0.0035574	0.00436475	0.0077553	0.0051051	0.00229256	0.00107979	0.0011036						
2	TKRM	0.0068201	0.01034068	0.010884	0.0054975	0.0035187	0.0035133	0.0066578	0.006367	0.00233595	0.00066522	0.0017974						
3	GDWU	0.010873	0.01762302	0.004738	0.0006528	0.000129	0.00010317	0.0029762	0.0004623	0.00036706	0.00014881	0.0024821						
4	POLY	0.0001202	0.00015601	4.93E-05	3.983E-06	6.828E-06	6.2586E-06	1.548E-05	3.641E-05	0	2.9586E-06	8.626E-05						
5	SMGR	1.18E-05	0.00022507	0.000698	0.0018444	0.0006718	1.7702E-05	0.0001307	0.0016809	0.00043581	0.00133524	0.0003144						
6	RICY	0.0041302	0.00651042	0.007392	0.0056024	0.0012101	0.00055729	0.0036285	0.0004688	0.00082465	0.00013889	0.0021788						
7	MYOR	0.0042579	0.00589107	0.002263	4.435E-05	0.0001572	7.5008E-05	0.0004951	0.0002348	0.00085509	0.00214588	0.000212						
8	SPMA	0.0146051	0.02557384	0.007669	5.414E-05	4.892E-05	0.00099598	0.0013547	0.0008036	0.00285031	0.00159539	0.0005179						
9	MLJA	0.0055231	0.00625699	0.002427	0.0026045	0.0010023	9.486E-05	0.0053239	0.001345	4.7619E-05	0.00096561	0.0001754						
10	KLBF	0.0076317	0.00559167	0.001583	0.0008375	0.0002065	0.00013519	0	0	0.00011991	9.0046E-05	7.569E-05						
11	BRPT	0.0036261	0.02109429	0.00983	1.321E-05	0.0008821	0.00056071	0.0009739	0.0012321	4.2857E-06	0.0006975	0.0021611						
12	ASII	0.0335855	0.03284097	0.01922	0.0068224	0.0110749	0.01865877	0.0197956	0.010468	0.00504652	0.00589445	0.0047442						
13	DYNA	0.0067997	0.00843455	0.014422	4.337E-05	0.0088878	0.00365008	0.0140181	0.0018084	0.08122596	0.0137245	0.000387						
14	SMCB	0	0	0	0	0	0	0	0	0	0	0						
15	MYTX	0.0054474	0.0010645	0.000151	0.0001342	0.0009721	4.6663E-05	0.0004608	0.0001215	1.1666E-05	0.00042969	0.0002703						
16	GITL	0.0010938	0.00120676	0.00074	0.0006005	0.0006114	0.00034265	0.00019551	0.0004852	0.00090357	0.00028425	0.0002229						
17	GGRM	0.0008872	0.00038642	0.000278	0.0002778	0.0011143	0.00070735	0.0002089	0.0001736	0.00027052	0.00013019	7.016E-05						
18	INDF	0.0008751	0.00085436	0.000515	0.0024323	0.0019626	0.00165493	0.0002886	0.0005649	0.00167185	0.00307722	0.0009475						
19	MYRX	0.0312031	0.01003211	0.022661	0.0004917	0.00038105	0.00058676	0.0187384	0.0140774	0.02154205	0.0510254	0.0135357						

No	Kode Saham	Volume Saham Hari ke -																	
		-149	-150	-151	-152	-153	-154	-155	-156	-157	-158	-159							
1	IN KP	0.0033978	0.0025298	0.00239344	0.00063771	0.000883	0.00435945	0.00394865	0.0010328	0.0008187	4.395E-05	0.000636							
2	TKIM	0.0031604	0.0011487	0.00388675	0.00065285	0.0013822	0.00815352	0.00694938	0.0027684	0.0025612	0.0001166	0.000267							
3	GDWU	0.0015417	0	0	0.0006369	0.0069881	0.00065278	0.00391865	0.0006944	0.0016052	0.0056806	0							
4	POLY	2.06E-05	0	7.1804E-05	3.5276E-06	6.668E-05	0.00034946	0.00023806	0.0002398	0.0001312	1.377E-05	3.53E-06							
5	SMGR	0.001283	0.0002942	0.00288965	0.00107814	0	0.00068785	0.00017618	0.000907	0.0016345	0.0001045	0.001532							
6	RICY	0.0007535	0.0029774	0.00237847	0.00044271	0.0029635	0.00277778	0.00277085	0.0014809	0.0015903	0.0010069	1.91E-05							
7	MYOR	0.000439	0.0007279	0.00019959	0.00200174	0.0041163	0.00276878	0.00302772	0.001853	0.0005088	0.0011636	0.001537							
8	SPMA	0.0010984	0.0012523	0.0001598	0.00030003	0.0032351	0.00041548	0.001236	0.0003235	0.0013162	0.0024909	0.000663							
9	MLIA	0.0001595	0.0007593	0.000435	0.00182464	0.0050624	0.00504082	0.00486508	0.0031372	0.0040333	0.0014735	0.000839							
10	KLBF	0.000609	0.0001903	0.00038981	0.00031134	0.0005551	0.00075324	0.00034398	0.0002859	0.000225	7.037E-05	0.000148							
11	BRPT	0.0068386	0.0003611	0.00057821	0.00106571	0.0029046	0.00448571	0.00256607	0.0010932	0.0010657	0.0018693	0.001905							
12	ASII	0.0110424	0.0136187	0.01056645	0.01263812	0.0210605	0.02815692	0.03147318	0.00851	0.0128359	0.0047967	0.001869							
13	DYNA	0.0022221	0.0027092	0.00295109	0.01400476	0.0081726	0.00337482	0.00208562	0.0001835	0.0037285	0.0002336	0.000891							
14	SMCB	0	0	0	0	0	0	0	0	0	0	0							
15	MYTX	0.0003862	0.0010441	0.00082535	0.00096729	0.0025033	0.00170029	0.00047149	0.0008701	0.0009926	0.001502	0.000341							
16	GJTL	0.0004885	0.0004818	0.00105934	0.00038794	0.0017647	0.00192408	0.00163889	0.0016256	0.0008543	0.0026444	0.005005							
17	GGRM	0.0001954	0.0003732	0.00112859	0.00018165	0.0004444	0.0001528	0.00032379	0.0001757	0.0003958	0.0008165	0.000193							
18	INDF	0.0014242	0.0015654	0.00291694	0.00229958	0.0011906	0.00065258	0.00086664	0.0016101	0.0031804	0.00229	0.001708							
19	MYRX	0.0585333	0.0672428	0.00089625	0.00019837	0.0069502	0.01030541	0.00066719	0.0123277	0.0509933	0.0033295	0.015875							

No	Kode Saham	Volume Saham Hari ke -																
		-160	-161	-162	-163	-164	-165	-166	-167	-168	-169	-170						
1	INKP	0.0011196	0.0008969	0.0013666	0.0009121	0.0010932	0.0007221	0.0011173	0.0047571	0.0021584	0.0010153	0.00133895						
2	TKIM	0.0001593	0.000124	0.0011104	0.0020249	0.0012611	0.00072143	0.0013627	0.0038549	0.00052655	0.0004898	0.000814						
3	GDWU	0.0006746	0.0128452	0.0037718	0.0122421	0.0033849	0.00082541	0.0011429	0.0006131	0.00213889	0.0001984	0.08013095						
4	POLY	9.126E-05	2.39E-06	1.707E-06	0	0	3.3342E-05	0	6.6E-06	8.4207E-06	1.434E-05	7.3283E-05						
5	SMGR	0.0010891	0.00015	0.0007325	0.0010115	0.0003515	0.00018714	0.0013192	0.0008438	0.00044677	2.276E-05	0.00020821						
6	RICY	0.0002778	0.0003663	7.292E-05	0.0027815	0.0001997	0.00035507	0.001184	0.0017882	0.00378993	0.0009809	0.00095833						
7	MYOR	0.0002674	0.0009294	0.0017723	0.0005316	0.0002159	0.0002185	0.000786	0.0004409	0.00027786	0.0007729	0.00343276						
8	SPMA	0	0.0001559	0.0003307	0.0007246	0.0034086	0.00209827	0.0015843	0.0024459	0.00069138	0.0001337	0.0007403						
9	MLIA	0.0002283	0.0016727	0.0041391	0.0005967	0.0003613	0.00204233	0.0022491	0.0049478	0.00410317	0.0007623	0.00267271						
10	KLBF	0.0002861	0.0010025	0.0018056	0.0008449	0.0008924	0.00144097	0.0008935	0.0042326	0.00336111	0.0063148	0.01179977						
11	BRPT	0.0002089	0.00107	7.143E-05	0.0007279	0.0001714	0.00095714	0.0001857	0.0014736	0.0006875	0.0017043	0.005775						
12	ASII	0.0070096	0.0112725	0.0103988	0.0048055	0.0026048	0.00138004	0.0031797	0.0075419	0.00159739	0.0022652	0.00535933						
13	DYNA	0.0052633	0.0086865	0.0012845	0.0077155	0.0020386	0.00110937	0.0019235	0.0012261	0.00244729	0.0006673	0.00273756						
14	SMCB	0	0	0	0	0	0	0	0	0.03554866	0.0150252	0.04826458						
15	MYTX	0.0013639	0.0039667	0.0004186	0.0001284	0.0007176	5.7845E-05	0.0007451	0.0009294	0.0046049	0.0085206	0.00406765						
16	GJTL	0.002273	0.0009632	0.0001657	0.0014534	0.0002654	0.00113179	0.0054238	0.0208846	0.00233583	0.0023197	0.00162689						
17	GGRM	0.0004654	0.0002019	0.0008414	0.0006333	0.0003817	0.00022842	0.0006551	0.0006385	0.00021179	0.0005021	0.00045684						
18	INDF	0.0022575	0.0039231	0.0041131	0.0019097	0.0011746	0.00040984	0.0006119	9.775E-05	0.00011632	0.0003247	0.0006676						
19	MYRX	0.0120501	0.0098815	0.0077794	0.011891	0.0075653	0.01125803	0.0044648	0.0003461	0.0081754	0.0051092	0.02126802						

No	Kode Saham	Volume Saham Hari ke -																
		-171	-172	-173	-174	-175	-176	-177	-178	-179	-180	-181						
1	INKP	0.001372	0.0020794	0.0056065	0.07383521	0.0045931	0.0026503	0.0023529	0.004847	0.0029115	0.0105763	0.0114961						
2	TKIM	0.0004632	0.0018079	0.0020103	0.00448114	0.0013971	0.0026298	0.00126035	0.003404	0.0019987	0.00817038	0.0122805						
3	GDWU	0.0006925	0.0404603	0.0413175	0.01120635	0.0107937	0.0144028	0.00142063	0.001724	0.0046944	0.00026587	0.0017282						
4	POLY	4.666E-06	1.024E-05	2.412E-05	4.2559E-05	1.832E-05	5.69E-05	4.1079E-05	4.67E-05	2.617E-06	2.401E-05	9.695E-05						
5	SMGR	0.00051	0.0002765	0.0001627	0.00041052	0	0.0004957	1.7702E-05	5.73E-05	0.0003861	0.00012476	0.0003852						
6	RICY	0.0005868	0.0001771	0.0021285	0.00054688	0.0005538	0.0049253	0.00180903	0.000748	0.0008594	0.00359375	0.0024896						
7	MYOR	0.0005525	0.0003307	0.0007103	0.00291358	0.0014897	0.0047059	0.00141015	0.000474	0.0005185	0.00227242	0.0016221						
8	SPMA	0.0004409	0.0034804	0.0064872	0.00531253	0.0044072	0.0057143	0.00194238	0.002327	0.0005218	0.00490944	0.0043331						
9	MLIA	0.000212	0.0005299	0.0012271	0.00179554	0.0030234	0.0026429	0.00047959	0.001063	0.0020465	0.00135865	0.0008919						
10	KLBF	0.0195023	0.0250764	0.0196447	0.02465856	0.0258414	0.0094444	0.00317708	0.000623	0.001213	0.0015162	0.0013125						
11	BRPT	0.0008982	0.0014429	0.0009636	0.00215071	0.0019304	0.0018786	0.00092321	0.000477	0.0003511	0.000255	0.0007686						
12	ASII	0.0050422	0.0024963	0.001956	0.00724589	0.004118	0.0016959	0.00111495	0.001755	0.0016357	0.00264032	0.0034018						
13	DYNA	0.01962	0.0158181	0.0019935	0.0035333	0.0101178	0.0104631	0.00731184	0.003693	0.0038136	0.01271856	0.0221407						
14	SMCB	0.0348889	0.0038106	0.0027744	0.00602774	0.003811	0.002041	0.00252994	0.001237	0.0098857	0.01116244	0.0041603						
15	MYTX	0.0013814	0.0022235	0.0033529	0.00770882	0.0106647	0.0178931	0.00261375	0.001114	0.0061059	0.00095294	0.0014176						
16	GJTL	0.0030761	0.0018969	0.0013733	0.00088763	0.0037783	0.0004962	0.00142424	0.002351	0.0035683	0.00163352	0.0007978						
17	GGRM	0.0004215	0.0002934	0.0002739	0.00021025	0.0005587	0.0002471	0.00019542	0.000371	0.0003256	9.8489E-05	0.0002531						
18	INDF	0.000581	0.0008355	0.0005256	0.00161806	0.0012377	0.0012467	0.00118856	0.001763	0.0006613	0.00116317	0.0008798						
19	MYRX	0.0003397	0.0024447	0.0008399	0.00038818	0.0006044	0.0018232	0.00381048	0.004229	0.0175496	0.00338019	0.0044698						

No	Kode Saham	Volume Saham Hari ke -																
		-182	-183	-184	-185	-186	-187	-188	-189	-190	-191	-192						
1	INKP	0.004789	0.0040877	0.0156031	0.0064854	0.007712	0.0032561	0.0014546	0.00127599	0.0018692	0.00088149	0.00023855						
2	TKIM	0.004412	0.0002184	0.0007496	0.0006406	0.0005368	0.0003506	0.0004922	0.00098819	0.0017119	0.00045303	0.00036111						
3	GDWU	0.000766	0.0013375	0.0150853	0.0036647	0.0076845	0.0359623	0.015131	0.00697421	0.0017202	0.00237897	0.0032996						
4	POLY	7.49E-05	0.000161	0.0001498	0.0001206	0.0001653	0.0001179	0.0005165	5.9173E-05	0.0001228	0.00029894	0.0004985						
5	SMGR	0.00031	0.0003186	0.0003574	0.0009146	0.0033642	0.0005437	0.0003574	0.00034224	0.000295	0.00022928	0.00027902						
6	RICY	0.006458	0.0017031	0.0011128	0.0064497	0.0018767	0.0055938	0.0038038	0.00207465	0.0024861	0.0045816	0.00452778						
7	MYOR	0.000822	0.0010508	0.0018713	0.0037719	0.0012817	0.0076737	0.0043289	0.00347646	0.0003776	0.00151647	0.00301533						
8	SPMA	0.007675	0.0145229	0.0128049	0.001193	0.0026253	0.0033147	0.0028497	0.00085248	0.007641	0.00175845	0.00062876						
9	MLIA	0.000519	0.0019039	0.0095166	0.0028738	0.0007517	0.0024017	0.0015869	0.00085979	0.0007339	0.00099244	0.00277891						
10	KLBF	0.000916	0.0040509	0.0051389	0.0066169	0.0063414	0.0020903	0.0017095	0.00755093	0.0111759	0.00490278	0.00987037						
11	BRPT	0.000581	0.0022732	0.0049621	0.0022893	0.0031546	0.0030436	0.0017175	0.00150357	0.0018864	0.00556107	0.00045214						
12	ASII	0.00055	0.0015881	0.0022667	0.0060729	0.0036878	0.0026767	0.0019741	0.00335625	0.0020181	0.0011452	0.00057145						
13	DYNA	0.017258	0.0105682	0.0134526	0.0234152	0.0153193	0.007829	0.0085363	0.00571868	0.002469	0.01289539	0.00703491						
14	SMCB	0.01605	0.0080318	0.0083084	0.0078365	0.0033369	0.0040994	0.0039602	0.0012393	0.0047484	0.00323811	0.00701258						
15	MYTX	0.00323	0.0031706	0.0130225	0.0135814	0.0022539	0.0051775	0.0029608	0.00363235	0.0029863	0.00241078	0.00261765						
16	GJTL	0.001464	0.0014291	0.0061985	0.0057491	0.0054105	0.0046073	0.0059948	0.01213262	0.016943	0.00520486	0.01224921						
17	GGRM	0.000708	0.0002703	0.0012354	0.0003934	0.0002687	0.0003877	0.0001674	0.00040539	0.0002565	0.00059145	0.00030456						
18	INDF	0.002014	0.0016751	0.0001379	0.0008817	0.0014974	0.0007659	0.0021319	0.00045025	0.0008729	0.00262888	0.00186135						
19	MYRX	0.073596	0.0309276	0.0345769	0.0459012	0.0304909	0.0188098	0.0171755	0.00696946	0.0144113	0.00167119	0.02730198						

No	Kode Saham	Volume Saham Hari ke -																	
		-193	-194	-195	-196	-197	-198	-199	-200	-201	-202	-203							
1	INKP	0.0007785	0.0011591	0.0005991	0.0025677	0.0064586	0.0102132	0.0014157	0.00061114	0.0025526	0.00256155	0.0050489							
2	TKIM	0.0007001	0.0006585	0.0003622	0.0016149	0.0025072	0.0034223	0.0010167	0.00093349	0.0008945	0.00178046	0.0017164							
3	GDWU	0.054877	0.0015	0.0055635	0.0025139	0.0125456	0.0018492	0.0356171	0.10412103	0.0289663	0.01746032	0.012006							
4	POLY	0.0001127	0.0004949	6.748E-05	1.525E-05	4.552E-07	2.276E-07	4.734E-05	1.3541E-05	6.771E-05	6.5886E-05	0.0001045							
5	SMGR	0	0.0001484	0.0002672	0.000172	0.0001189	0.0003835	0.0004999	0.0002807	5.395E-05	0.00015426	0.0001705							
6	RICY	0.0082135	0.0021042	0.0056927	0.007941	0.0013212	0.0023333	0.006467	0.00891493	0.0089757	0.00942882	0.0150573							
7	MYOR	0.0054188	0.0167581	0.0033414	1.696E-05	0.0019476	0.0007481	0.0030029	0.00335645	0.0028275	0.00271529	0.0020539							
8	SPMA	0.0003685	0.0009497	0.0032521	0.0006314	0.000634	0.0024629	0.0009601	0.00445548	0.0063685	0.00519578	0.0055878							
9	MLIA	0.0012687	0.0014063	0.0018466	0.0009089	0.0013398	0.0001172	0.001155	0.00308655	0.0011655	0.00088057	0.0007785							
10	KLBF	0.0172697	0.0035394	0.0023356	0.0018414	0.0023576	0.0019722	0.0004722	0.00179167	0.0023738	0.0076956	0.069481							
11	BRPT	0.0008593	0.0015343	0.0036811	0.0035093	0.0082507	0.01023	0.0026021	0.00553964	0.0073111	0.00502964	0.0072289							
12	ASII	0.0009313	0.0009746	0.0029166	0.0040597	0.0007458	0.0013523	0.0020902	0.00189559	0.0045254	0.003975	0.0111704							
13	DYNA	0.0200971	0.0132757	0.0395103	0.0307438	0.0115358	0.0164204	0.0045893	0.02842325	0.004641	0.0222458	0.0240275							
14	SMCB	0.0030606	0.0013528	0.003145	0.0016439	0.0070513	0.0144528	0.0213505	0.0178914	0.0105987	0.02246321	0.0224275							
15	MYTX	0.0032529	0.0183833	0.0024784	0.0159382	0.0013255	0.0057637	0.008152	0.01785392	0.0329255	0.02474902	0.0547157							
16	GJTL	0.0062981	0.0139007	0.0054689	0.0046294	0.0054582	0.0038354	0.0045392	0.00755177	0.0114396	0.01667156	0.0022219							
17	GGRM	0.0005894	0.0003292	9.251E-05	0.0004431	0.000804	0.0002918	0.000508	0.00052701	0.000631	0.00083313	0.0001518							
18	INDF	0.0021412	0.0013163	0.0006679	0.0007176	0.0006509	0.0006545	0.0012287	0.00132154	0.0027097	0.00052943	0.000468							
19	MYRX	0.022237	0.0022071	0.0090702	0.0297196	0.0055552	0.0127808	0.0010461	0.00229342	0.0076673	0.00534109	0.0022121							

No	Kode Saham	Volume Saham Hari ke -		
		-204	-205	-206
1	INKP	0.001909159	0.002128392	0.003333398
2	TKIM	0.001937787	0.001966591	0.001679976
3	GDWU	0.007873016	0.021128968	0.018172619
4	POLY	5.57589E-05	8.9328E-05	0.000256263
5	SMGR	0.000543705	0.000209053	0.000177863
6	RICY	0.03034375	0.023663194	0.017711806
7	MYOR	0.002713988	0.006794428	0.015381224
8	SPMA	0.004883309	0.006604625	0.00501054
9	MLIA	0.001318594	0.008256992	0.008327664
10	KLBF	0.003737269	0.001604167	0.001847222
11	BRPT	0.006289286	0.007084643	0.006683929
12	ASII	0.006109227	0.006757429	0.006693362
13	DYNA	0.021163125	0.009955977	0.016335277
14	SMCB	0.021447929	0.011618317	0.028593178
15	MYTX	0.117027451	0.042413725	0.065110784
16	GFTL	0.00330524	0.007787405	0.001548453
17	GGRM	0.000347179	0.000666033	0.000529344
18	INDF	0.000549367	0.000503222	0.000436599
19	MYRX	0.006432853	0.000490224	0.002899244

The logo of Universitas Katolik Soegijapranata is a yellow shield-shaped emblem with a scalloped border. Inside the shield, there is a central figure of a person with arms raised in prayer, with a cross above their head. Below the figure is an open book. The text "UNIVERSITAS KATOLIK" is written along the top inner edge of the shield, and "SOEGIJAPRANATA" is written along the bottom inner edge.

LAMPIRAN 5

DAFTAR UNEXPECTED
TRADING VOLUME (UETVA)

Lampiran 5.

No	Kode Saham	Median TVA Normal	Median TVA Pengmn	UETVA
1	INKP	0.002633124	0.00077297	0.001860154
2	TKIM	0.002309713	0.003189427	-0.000879714
3	GDWU	0.002513889	0.000248016	0.002265873
4	POLY	7.18038E-05	1.25173E-06	7.0552E-05
5	SMGR	0.000472054	9.94686E-05	0.000372586
6	RICY	0.001847222	0.000371528	0.001475694
7	MYOR	0.000990759	0.000402435	0.000588324
8	SPMA	0.001942383	0.00029351	0.001648873
9	MLIA	0.001427816	0.00033031	0.001097506
10	KLBF	0.002035185	0.000953009	0.001082176
11	BRPT	0.00147	0.000358571	0.001111429
12	ASII	0.005042219	0.001301995	0.003740225
13	DYNA	0.007034912	0.006986534	4.83786E-05
14	SMCB	0.001643851	0.000505031	0.00113882
15	MYTX	0.001381373	0.000845746	0.000535627
16	GJTL	0.001088699	0.000770202	0.000318497
17	GGRM	0.000462039	0.000505176	-4.31375E-05
18	INDF	0.001610146	0.003596276	-0.001986129
19	MYRX	0.00466034	0.000243328	0.004417012

LAMPIRAN 6

DAFTAR HASIL UJI ASUMSI
KLASIK



Regression

Correlations

		unexpected trading volume	Laba bersih setelah Pajak
Pearson Correlation	unexpected trading volume	1.000	-.191
	Laba bersih setelah Pajak	-.191	1.000
Sig. (1-tailed)	unexpected trading volume		.216
	Laba bersih setelah Pajak	.216	
N	unexpected trading volume	19	19
	Laba bersih setelah Pajak	19	19

Model Summary^b

Model	R	R Square	Adjusted R Square	Std. Error of the Estimate	Durbin-Watson
1	.191 ^a	.037	-.020	1.3915E-03	2.582

a. Predictors: (Constant), Laba bersih setelah Pajak

b. Dependent Variable: unexpected trading volume

ANOVA^b

Model		Sum of Squares	df	Mean Square	F	Sig.
1.	Regression	1.249E-06	1	1.249E-06	.645	.433 ^a
	Residual	3.292E-05	17	1.936E-06		
	Total	3.416E-05	18			

a. Predictors: (Constant), Laba bersih setelah Pajak

b. Dependent Variable: unexpected trading volume

Coefficients^a

Model		Unstandardized Coefficients		Standardized Coefficients	t	Sig.
		B	Std. Error	Beta		
1	(Constant)	7.113E-04	.000		2.212	.041
	Laba bersih setelah Pajak	-2.817E-10	.000	-.191	-.803	.433

a. Dependent Variable: unexpected trading volume

Regression

Model Summary

Model	R	R Square	Adjusted R Square	Std. Error of the Estimate
1	.105 ^a	.011	-.047	9.74E-04

a. Predictors: (Constant), Laba bersih setelah Pajak

ANOVA^b

Model		Sum of Squares	df	Mean Square	F	Sig.
1	Regression	1.794E-07	1	1.794E-07	.189	.669 ^a
	Residual	1.611E-05	17	9.478E-07		
	Total	1.629E-05	18			

a. Predictors: (Constant), Laba bersih setelah Pajak

b. Dependent Variable: ABSE

Coefficients^a

Model		Unstandardized Coefficients		Standardized Coefficients	t	Sig.
		B	Std. Error	Beta		
1	(Constant)	9.472E-04	.000		4.210	.001
	Laba bersih setelah Pajak	-1.068E-10	.000	-.105	-.435	.669

a. Dependent Variable: ABSE

LAMPIRAN 7

DAFTAR HASIL UJI HIPOTESIS



Regression

Variables Entered/Removed^b

Model	Variables Entered	Variables Removed	Method
1	Laba bersih setelah Pajak		Enter

- a. All requested variables entered.
 b. Dependent Variable: unexpected trading volume

Model Summary^b

Model	R	R Square	Adjusted R Square	Std. Error of the Estimate	Durbin-Watson
1	.191 ^a	.037	-.020	1.3915E-03	2.582

- a. Predictors: (Constant), Laba bersih setelah Pajak
 b. Dependent Variable: unexpected trading volume

ANOVA^b

Model		Sum of Squares	df	Mean Square	F	Sig.
1	Regression	1.249E-06	1	1.249E-06	.645	.433 ^a
	Residual	3.292E-05	17	1.936E-06		
	Total	3.416E-05	18			

- a. Predictors: (Constant), Laba bersih setelah Pajak
 b. Dependent Variable: unexpected trading volume

Coefficients^a

Model		Unstandardized Coefficients		Standardized Coefficients	t	Sig.
		B	Std. Error	Beta		
1	(Constant)	7.113E-04	.000		2.212	.041
	Laba bersih setelah Pajak	-2.817E-10	.000	-.191	-.803	.433

- a. Dependent Variable: unexpected trading volume

LAMPIRAN 8

DAFTAR TABEL:

- Tabel Durbin Watson
- Tabel Uji T

Lampiran 8.1: Tabel Durbin Watson

Lampiran

TABEL DURBIN-WATSON

Table D.5a Durbin-Watson d statistics. Significance points of d_1 and d_2 at 0.05 level of significance

n	k=1		k=2		k=3		k=4		k=5	
	d_1	d_2	d_1	d_2	d_1	d_2	d_1	d_2	d_1	d_2
15	1.04	1.54	0.95	1.51	0.87	1.55	0.69	1.97	0.58	2.21
16	1.01	1.57	0.94	1.53	0.86	1.57	0.72	1.93	0.57	2.23
17	1.15	1.56	1.02	1.54	0.90	1.71	0.71	1.90	0.57	2.19
18	1.16	1.59	1.05	1.57	0.93	1.67	0.73	1.87	0.56	2.16
19	1.18	1.61	1.08	1.51	0.97	1.64	0.66	1.83	0.55	2.11
20	1.20	1.64	1.10	1.54	1.00	1.68	0.90	1.71	0.59	1.99
21	1.21	1.67	1.13	1.58	1.03	1.67	0.93	1.61	0.59	1.96
22	1.21	1.73	1.15	1.59	1.05	1.66	0.96	1.69	0.46	1.94
23	1.26	1.68	1.14	1.51	1.03	1.68	0.99	1.79	0.90	1.92
24	1.21	1.65	1.19	1.55	1.10	1.66	1.01	1.74	0.93	1.91
25	1.29	1.65	1.21	1.55	1.12	1.64	1.04	1.77	0.93	1.87
26	1.30	1.75	1.22	1.55	1.13	1.63	1.06	1.76	0.91	1.85
27	1.32	1.87	1.23	1.56	1.16	1.63	1.04	1.76	1.01	1.86
28	1.33	1.88	1.26	1.56	1.17	1.63	1.10	1.75	1.01	1.85
29	1.37	1.88	1.27	1.56	1.20	1.65	1.12	1.74	1.03	1.83
30	1.35	1.89	1.28	1.57	1.21	1.65	1.14	1.75	1.04	1.83
31	1.36	1.93	1.30	1.57	1.23	1.63	1.16	1.74	1.09	1.83
32	1.39	1.92	1.31	1.57	1.24	1.63	1.16	1.73	1.01	1.82
33	1.38	1.91	1.32	1.58	1.26	1.63	1.08	1.74	1.13	1.81
34	1.39	1.94	1.33	1.58	1.27	1.63	1.21	1.73	1.13	1.81
35	1.40	1.92	1.34	1.58	1.28	1.63	1.22	1.75	1.16	1.80
36	1.42	1.97	1.35	1.59	1.29	1.63	1.24	1.74	1.18	1.80
37	1.42	1.98	1.36	1.59	1.31	1.64	1.25	1.72	1.19	1.80
38	1.45	1.98	1.37	1.59	1.32	1.64	1.26	1.71	1.21	1.79
39	1.43	1.98	1.38	1.60	1.33	1.66	1.27	1.71	1.22	1.79
40	1.43	1.98	1.39	1.60	1.34	1.66	1.29	1.72	1.23	1.79
45	1.48	1.97	1.43	1.62	1.38	1.67	1.34	1.72	1.29	1.78
50	1.50	1.97	1.46	1.63	1.42	1.67	1.38	1.72	1.31	1.77
55	1.53	1.93	1.49	1.64	1.45	1.68	1.41	1.72	1.31	1.77
60	1.54	1.92	1.51	1.65	1.48	1.69	1.44	1.72	1.31	1.77
65	1.57	1.93	1.51	1.66	1.50	1.70	1.47	1.73	1.34	1.77
70	1.58	1.91	1.55	1.63	1.57	1.70	1.49	1.74	1.36	1.77
75	1.60	1.95	1.57	1.68	1.54	1.71	1.51	1.74	1.39	1.77
80	1.61	1.95	1.59	1.69	1.56	1.72	1.51	1.74	1.39	1.77
85	1.62	1.91	1.60	1.70	1.57	1.72	1.55	1.75	1.42	1.77
90	1.63	1.95	1.61	1.70	1.57	1.73	1.57	1.75	1.44	1.76
95	1.64	1.97	1.62	1.71	1.59	1.73	1.58	1.75	1.46	1.76
100	1.65	1.97	1.63	1.72	1.61	1.74	1.59	1.74	1.47	1.76

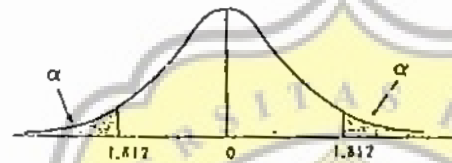
Note: n = number of observations

k = number of explanatory variables excluding the constant term

Source: J. Durbin and G. S. Watson, "Testing for Serial Correlation in Least Squares Regression," *Biometrika*, vol. 34, pp. 158-177, 1947. Reprinted with the permission of the authors and the Biometrika Trustees.

Lampiran 8.2 : Tabel Uji T

TABEL VI Titik persentasi distribusi t



Bagi d.f. = 10

$P(t > 1,812) = 0,05$

$P(t < -1,812) = 0,05$

d.f. \ α	.25	.20	.15	.10	.05	.025	.01	.005	.0005
1	1,000	1,376	1,963	3,078	6,314	12,706	31,821	63,657	636,619
2	.816	1,061	1,386	1,886	2,920	4,303	6,965	9,225	31,598
3	.765	.978	1,250	1,638	2,353	3,182	4,541	5,841	12,941
4	.741	.941	1,190	1,533	2,132	2,776	3,747	4,604	8,610
5	.727	.920	1,156	1,476	2,015	2,571	3,365	4,032	6,139
6	.718	.906	1,134	1,440	1,943	2,447	3,145	3,703	5,209
7	.711	.896	1,119	1,415	1,895	2,365	2,994	3,459	4,405
8	.706	.889	1,108	1,397	1,860	2,306	2,896	3,335	3,941
9	.703	.883	1,100	1,383	1,833	2,262	2,821	3,250	3,741
10	.700	.879	1,093	1,372	1,812	2,228	2,764	3,169	3,583
11	.697	.876	1,088	1,363	1,796	2,201	2,734	3,106	3,457
12	.695	.873	1,083	1,356	1,782	2,179	2,681	3,053	3,344
13	.694	.870	1,079	1,350	1,771	2,160	2,650	3,012	3,271
14	.692	.868	1,076	1,345	1,761	2,145	2,624	2,977	3,210
15	.691	.866	1,073	1,341	1,753	2,131	2,602	2,947	3,153
16	.690	.865	1,071	1,337	1,746	2,120	2,583	2,921	3,103
17	.689	.863	1,069	1,333	1,740	2,110	2,567	2,894	3,063
18	.688	.862	1,067	1,330	1,734	2,101	2,552	2,874	3,027
19	.688	.861	1,066	1,328	1,729	2,093	2,539	2,861	3,003
20	.687	.860	1,064	1,325	1,725	2,086	2,528	2,845	2,980
21	.686	.859	1,063	1,323	1,721	2,080	2,518	2,831	2,959
22	.686	.858	1,061	1,321	1,717	2,074	2,508	2,819	2,939
23	.685	.858	1,060	1,319	1,714	2,069	2,500	2,807	2,927
24	.685	.857	1,059	1,318	1,711	2,064	2,492	2,797	2,915
25	.684	.856	1,058	1,316	1,708	2,060	2,485	2,787	2,902
26	.684	.856	1,058	1,315	1,706	2,056	2,479	2,779	2,900
27	.684	.855	1,057	1,314	1,703	2,052	2,473	2,771	2,890
28	.683	.855	1,056	1,313	1,701	2,048	2,467	2,763	2,879
29	.683	.854	1,055	1,311	1,699	2,045	2,462	2,756	2,869
30	.683	.854	1,055	1,310	1,697	2,042	2,457	2,750	2,866
40	.681	.851	1,050	1,305	1,684	2,021	2,423	2,701	2,851
60	.679	.843	1,046	1,296	1,671	2,000	2,390	2,660	2,860
100	.677	.843	1,041	1,289	1,658	1,980	2,358	2,617	2,823
∞	.674	.842	1,036	1,282	1,645	1,960	2,326	2,576	2,791

Sumber: Fisher and Yates: *Statistical Tables for Biological Agricultural and Medical Research*, Tabel III, (in Descriptive Oliver and Boyd, Ltd, Edinburg, England.

PERNYATAAN KEASLIAN SKRIPSI

Saya yang bertanda tangan di bawah ini:

Nama : ANDRE SUSILO

NIM : 97. 60. 0459

NIRM : 97. 6. 111. 02030. 50038

Jurusan : Akuntansi

Fakultas : Ekonomi

Judul : **Analisis Pengaruh Publikasi Laporan Laba Perusahaan Terhadap Volume Perdagangan Saham (Studi Penelitian pada Perusahaan Manufaktur di Bursa Efek Jakarta)**

Menyatakan bahwa skripsi ini adalah hasil karya saya sendiri, apabila di kemudian hari ditemukan bukti plagiasi, manipulasi dan atau pemalsuan data maupun bentuk-bentuk kecurangan yang lain saya bersedia untuk menerima sanksi dari Fakultas Ekonomi UNIKA SOEGIJAPRANATA Semarang.

Semarang, 27 September 2001



(Andre Susilo)

CATATAN REVISI UJIAN SKRIPSI KOMPREHENSIF

Nama Mahasiswa : ANDRE SUSILO
I I M : 97.60.459

yang perlu direvisi :

Penentuan periode pengamatan jelaskan alasannya

Penulisan daftar pustaka (penyambutan nyaman / pen-
elitian sebelumnya & penelitian P. stii) → jadi tulis
daftar pustaka yg. minimal, seharusnya P. stii

Hal 86 & 87 analisis regresi & pengujian hipotesis
→ pilih salah satu sign

Kesimpulan = tidak berpengaruh jika memang
pengaruh penggunaan / publikasi
literatur ser simpulan berpengaruh
ruhi H₀ UETVA

Analisis penyebab tidak signifikan perbedaan, harus dijelaskan
dari sign dasar yg bisa dipertanggungjawabkan bukan me-
rupakan kesimpulan

0.

PENGUJI

1. (DRS. R. BOWO HARCAHYO, MBA)

2. (CLARA SUSILOWATI, SE, MSI)

3. (MONIKA PALUPI, SE, MM)



BUKU KONSULTASI SKRIPSI



NAMA : ANDRE SURUC.

NIM : 97.60.0459.

JUDUL :

Analisis Pengaruh Infemasi

Laporan Keuangan yang dipublikasi

kontrahBap Vol. Perdagangan Sah

2000 / 2001

PERIODE :
Dosen Pembimbing : I. Bp. Yineent

II. Bp. OKKT.

Dosen Wali : Pu. Tasmu



JURUSAN AKUNTANSI
FAKULTAS EKONOMI UNIKA SOEGIJAPRANATA
SEMARANG


CATATAN KONSULTASI

MATERI	TGL.	KETERANGAN	PASAR PEMEREBING
Pembahasan topik : Penelitian & data pendukung / presurvey	I 14/04/20	Dipz	Dipz
	II	proposal	Dipz
	III		
	IV		
	V		
	VI		




Buku KONSULTASI SKRIPSI

CATATAN KONSULTASI

MATERI	TGL.	KETERANGAN	PAPAF PEMBIMBING
Lamp. Balok yang Pendekatan Perumusan Masalah Tujuan & Manfaat	I	Proposed case	
	II		
	III		
	IV		
	V		
	VI		

BUKU KONSULTASI SKRIPSI

CATATAN KONSULTASI

MATERI	TGL.	KETERANGAN	PAPAF PEMBIMBING
Landasan Teori Kerangka Pikir Definisi Operasional	I	Buat Bab II, III, IV	
	II	Bab IV Aca	
	III	Bab IV	
	IV	Bab IV diperbaiki	
	V	Stempel Aca	
	VI		

BUKU KONSULTASI SKRIPSI

