



No	Kode	Nama Perusahaan	Lama audit tahun 2001	Lama audit tahun 2002	Total assets tahun 2001	Total assets tahun 2002	Klasifikasi industri	Labai/ Rugi tahun 2001	Labai/ Rugi tahun 2002
1	ADFO	PT Adindo Foresta Indonesia Tbk		64	101430	99187	1	0	0
2	ATPK	PT Anugrah Tambak Perkasindo Tbk (2000)	117		60656	98229	1	1	1
3	AALI	PT Astra Agro Lestari Terbuka Tbk	73	64	2412854	2611048	1	1	1
4	BASS	PT Bahera Adimina Samudra Tbk	67	60	514321	516299	1	1	1
5	UNSP	PT Bakrie Sumatra Plantations Tbk	73	80	910008	857317	1	0	1
6	DSFI	PT Dharma Samudra Fishing Industries Tbk	67	55	230310	228846	1	1	0
7	LSIP	PT PP London Sumatra Indonesia Tbk		59	1398651	1686081	1	0	1
8	CPPR	PT Central Proteina Prima Tbk	114	80	3804448	3923672	1	1	1
9	CPIN	PT Charoen Pokhond Indonesia Tbk	113	73	2046331	2087116	1	1	1
10	CPDW	PT Cipendawa Agroindustri Tbk		79	74749	79921	1	0	0
11	FISH	PT Fishindo Kusuma Sejahtera Tbk (2001)	79	79	67348	115557	1	1	1
12	JFPA	PT Japfa Comfeed Indonesia Tbk	157	90	3486314	2962364	1	0	1
13	MBAI	PT Multibreeder Adirama Indonesia Tbk	92	76	562974	524949	1	0	1
14	SHSA	PT Surya Hidup Satwa Tbk	114	80	4282651	4471817	1	1	1
15	WAPO	PT Wahana Phonix Mandiri Tbk	84	56	91677	113273	1	1	1
16	ALDI	PT Alter Abadi Tbk	109	73	506995	389128	1	0	0
17	ANTM	PT Aneka Tambang (Persero) Tbk	63	59	2555511	2487110	1	1	1
18	BUMI	PT Bumi Resources Tbk	105	52	3560109	3686957	1	1	1
19	CNKO	PT Central Korporindo Internasional Tbk (2000)	67	87	250883	240044	1	1	1
20	CTTH	PT Citatah Industri Marmer Tbk	67	71	297365	285619	1	0	1
21	INCO	PT International Nickel Indonesia (INCO) Tbk	36	35	12795619	10890655	1	1	1
22	MEDC	PT Medco Energi Corporation Tbk	114	112	5358937	6739814	1	1	1
23	TINS	PT Tambang Timah (Persero) Tbk	22	84	1921951	1940502	1	1	1
24	BUKK	PT Bukaka Teknik Utama Tbk	109	122	1785501	486592	1	0	1
25	PTRO	PT Petrosea Tbk	89	52	686286	685526	1	1	1
26	ADES	PT Ades Alfindo Putrasetia Tbk	95	76	207358	206917	0	0	1
27	AQUA	PT Aqua Golden Mississippi Tbk	81	37	513597	545394	0	1	1
28	AISA	PT Asia Intiselera Tbk	163	115	113816	86335	0	0	1
29	CEKA	PT Cahaya Kalbar Tbk	91	87	304291	300442	0	0	1
30	DAVO	PT Davomas Abadi Tbk	107	78	764624	791797	0	1	1
31	DLTA	PT Delta Djakarta Tbk		84	346404	379537	0	1	1
32	FAST	PT Fast Food Indonesia Tbk			210261	244381	0	1	1
33	INDF	PT Indofood Sukses Makmur Tbk	42	66	12979102	15251516	0	1	1
34	MYOR	PT Mayora Indonesia Tbk	107	83	1324990	1332375	0	1	1
35	MLBI	PT Multi Bintang Indonesia Tbk	18	42	517775	475039	0	1	1
36	PTSP	PT Pioneerindo Gourmet International (D/H Putra Sejahtera Pioneerindo (CFC)) Tbk	105	59	134791	124981	0	1	1
37	PSDN	PT Prasdha Anekaniaga Tbk	85	77	474494	353557	0	0	0
38	SHDA	PT Sari Husada Tbk	36	20	796532	935520	0	1	1

No	Kode	Nama Perusahaan	Lama audit tahun 2001	Lama audit tahun 2002	Total assets tahun 2001	Total assets tahun 2002	Klasifikasi industri	Labai/ Rugi tahun 2001	Labai/ Rugi tahun 2002
39	SKLT	PT Sekar Laut Tbk	73	95	127503	120639	0	0	1
40	STTP	PT Siantar TOP Tbk	95	79	404060	470452	0	1	1
41	SIPD	PT Sierad Produce Tbk	73	59	1314480	1149368	0	0	0
42	SMAR	PT Sinar Mas Agro Resources and Technology Corporation (SMART) Tbk	91	70	3896838	3570086	0	0	1
43	SUBA	PT Suba Indah Tbk	92	84	740958	887361	0	1	0
44	TBLA	PT Tunas Baru Lampung Tbk	116		936637	1021668	0	0	1
45	ULTJ	PT Ultra Jaya Milk Industry and Trading Company Tbk	112	77	970601	1018073	0	1	1
46	BATI	PT BAT Indonesia Tbk	79	90	730886	696400	0	1	1
47	GGRM	PT Gudang Garam Tbk	67	60	13448124	15452703	0	1	1
48	HMSP	PT Hanjaya Mandala Sampoerna Tbk	84	69	9470540	9817074	0	1	1
49	ARGO	PT Argo Pantes Tbk	295	178	2711531	2265174	0	0	1
50	-ERTX	PT Eratex Djaya Limited Tbk	78	80	458983	418678	0	1	1
51	PAFI	PT Panasia Filament Inti Tbk	102	79	916687	780372	0	0	1
52	HDTX	PT Panasia Indosyntec Tbk		87	2300305	2010353	0	0	1
53	RDTX	PT Roda Vivatex Tbk		84	303730	301737	0	1	0
54	SSTM	PT Sunson Textile Manufacture Tbk			817268	811519	0	1	1
55	TFCO	PT Tejin Indonesia Fiber Corporation (Tifico) Tbk	101	80	2635587	2290905	0	1	0
56	TEJJA	PT Textile Manufacturing Company Jaya (Texmaco Jaya) Tbk	114	84	1160862	1077940	0	0	0
57	MYTX	PT Apac Citra Centerfex Tbk	114		2680431	2687344	0	0	0
58	DOID	PT Daeyu Orchid Indonesia Tbk	151	78	39630	40856	0	1	0
59	ESTI	PT Ever Shine Textile Industry Tbk	86	71	741159	664935	0	1	1
60	FMIJ	PT Fortune Mate Indonesia Tbk	80	90	231590	220794	0	1	0
61	GRIV	PT Great River International Tbk	117	81	1248281	987026	0	0	1
62	MYRX	PT Hanson Industri Utama Tbk	127	97	675815	656323	0	0	0
63	INDR	PT Indo-rama Synthetics Tbk	67	67	5694957	4837748	0	0	1
64	KARW	PT Karwell Indonesia Tbk	78	73	500208	491824	0	0	0
65	GDWU	PT Kasogi Internasional Tbk		90	200856	158941	0	0	0
66	PBRX	PT Pan Brothers Tex Tbk	70	41	158528	140844	0	1	1
67	BIMA	PT Primatindo Asia Infrastructure Tbk			181790	98265	0	0	0
68	RICY	PT Ricky Putra Globalindo Tbk	109	73	293025	260766	0	0	0
69	RYAN	PT Ryane Adibusana Tbk (2001)		45	69946	76065	0	1	1
70	SRSN	PT Sarasa Nugraha Tbk	102	48	181301	165740	0	1	0
71	BATA	PT Sepatu Bata Tbk	47	38	222913	210082	0	1	1
72	SIMM	PT Surya Infrindo Makmur Tbk	87	65	258854	231274	0	1	0
73	BRTT	PT Barito Pacific Timber Tbk	105	90	6520276	6069088	0	0	1
74	DSUC	PT Daya Sakti Unggul Corporation Tbk	92	86	388037	392037	0	0	1
75	SULI	PT Sumalindo Lestari Jaya Tbk	81	84	1607559	1441918	0	0	0
76	SUDI	PT Surya Dumai Industri Tbk	105	118	1449409	1379331	0	0	0
77	TIRT	PT Tirta Mahakam Plywood Industry Tbk	102	86	336353	403386	0	1	1
78	FASW	PT Fajar Surya Wisesa Tbk	59	50	2821062	2720954	0	1	1
79	INKP	PT Indah Kiat Pulp & Paper Corporation Tbk	203	85	58275211	49310681	0	0	0
80	TKIM	PT Pabrik Kertas Tjiwi Kimia Tbk	203	85	22597138	18994899	0	0	0

No	Kode	Nama Perusahaan	Lama audit tahun 2001	Lama audit tahun 2002	Total assets tahun 2001	Total assets tahun 2002	Klasifikasi industri	Labai/ Rugi tahun 2001	Labai/ Rugi tahun 2002
81	SPMA	PT Suparma Tbk	71	49	1036685	1043263	0	0	0
82	SAIP	PT Surabaya Agung Industry Pulp & Kertas Tbk	107	64	2689479	2481192	0	0	1
83	AKRA	PT Aneka Kimia Raya Tbk	87	69	623789	614832	0	1	1
84	BUDI	PT Budi Acid Jaya Tbk	119	139	1002993	931900	0	0	1
85	CLPI	PT Colorpak Indonesia Tbk (2001)	60	59	48901	53751	0	1	1
86	ETWA	PT Eterindo Wahanatama Tbk	119	115	3261165	2928341	0	0	0
87	LTLS	PT Lautan Luas Tbk	95	73	762821	902286	0	1	1
88	POLY	PT Polysindo Eka Perkasa Tbk	115	87	9558644	8459075	0	1	1
89	SOBI	PT Sorini Corporation Tbk	91	84	606096	563840	0	1	1
90	UNIC	PT Unggul Indah Cahaya Tbk	67	45	2211641	1855530	0	1	1
91	DPNS	PT Duta Pertiwi Nusantara Tbk			131619	125604	0	1	1
92	EKAD	PT Ekadharna Tape Industries Tbk	109	66	59710	58491	0	1	1
93	INCI	PT Intanjaya Internasional Tbk	87	64	162305	164060	0	1	1
94	KKGI	PT Kurnia Kapuas Utama Glue Industries Tbk	92	81	280202	270115	0	1	0
95	AKPI	PT Argha Karya Prima Industry Tbk	115	87	1803651	1571672	0	0	1
96	AMFG	PT Asahimas Flat Glass Co.Ltd.Tbk	59	45	1645701	1504685	0	1	1
97	APLI	PT Asiaplast Industries Tbk	79	64	233600	282217	0	1	0
98	BRNA	PT Berlina Tbk	108	55	211662	259311	0	1	1
99	DYNA	PT Dynaplast Tbk	95	85	480699	526788	0	1	1
100	FPNI	PT Fatrapolindo Nusa Industri Tbk (2001)	91	73	230962	240295	0	1	1
101	IGAR	PT Igarjaya Tbk	95	59	250481	237577	0	1	1
102	LMPJ	PT Langgeng Makmur Plastik Industry Tbk	92	59	525919	504312	0	0	0
103	LAPD	PT Lapindo Internasional Tbk			32870	35313	0	1	1
104	PLAS	PT Plaspack Prima Industry Tbk	67	83	47640	82974	0	1	1
105	SIMA	PT Siwani Makmur Tbk	119	143	79144	79831	0	1	1
106	SMPL	PT Summiplast Inter Benua Tbk	94	59	205862	164164	0	1	0
107	TRST	PT Trias Sentosa Tbk	106	59	1534877	1522356	0	1	1
108	UGAR	PT Wahana Jaya Perkasa Tbk			184872	1482306	0	0	0
109	INTP	PT Indocement Tunggal Perkasa Tbk	49	23	11930019	11464805	0	0	1
110	SMCB	PT Semen Cibinong Tbk	72	59	5972061	7713791	0	1	1
111	SMGR	PT Semen Gresik (Persero)Tbk (tidak wajar)	91	161	8763075	6939238	0	1	1
112	ALKA	PT Alakasa Industrindo Tbk			138128	33401	0	0	1
113	ALMI	PT Alumindo Light Metal Industry Tbk	119	76	1049057	976142	0	1	0
114	BTON	PT Betonjaya Manunggal Tbk			32925	25123	0	1	1
115	CTBN	PT Citra Tubindo Tbk	71	57	1025319	663952	0	1	1
116	INAL	PT Indal Aluminium Industri Tbk	94	65	267093	300555	0	1	1
117	JKSW	PT Jakarta Kyoee Steel Works Ltd Tbk	119	48	465927	535016	0	0	1
118	JPRS	PT Java Pari Steel Tbk			94286	127431	0	1	1
119	LMSH	PT Lion Mesh Prima Tbk	84	66	39262	34853	0	1	1
120	LION	PT Lion Metal Works Tbk	85	64	100099	108263	0	1	1
121	PICO	PT Pelangi Indah Canindo Tbk	96	69	285868	272493	0	1	1

No	Kode	Nama Perusahaan	Lama audit tahun 2001	Lama audit tahun 2002	Total assets tahun 2001	Total assets tahun 2002	Klasifikasi industri	Labai/ Rugi tahun 2001	Labai/ Rugi tahun 2002
122	TBMS	PT Tembaga Mulia Semanan Tbk	78	59	619900	569271	0	1	1
123	TIRA	PT Tira Austenite Tbk	96	86	107219	199563	0	1	1
124	KICI	PT Kedaung Indah Can Tbk	107	84	216942	202955	0	1	0
125	KDSI	PT Kedawang Setia Industrial Tbk	87	77	410650	410776	0	0	0
126	ARNA	PT Arwana Citramulia Tbk	67	80	221095	246532	0	1	1
127	IKAI	PT Intikeramik Alamasri Industri Tbk	116	86	923679	812188	0	0	1
128	KIAS	PT Keramik Indonesia Asosiasi Tbk	99	86	1229901	1065735	0	0	0
129	MLIA	PT Mulia Industrindo Tbk	87	83	4562684	4287247	0	0	1
130	TOTO	PT Surya Toto Indonesia Tbk	87	83	525603	551573	0	1	1
131	TPEN	PT Texmaco Perkasa Engineering Tbk	89	120	4428689	2645402	0	0	0
132	KBLI	PT GT Kabel Indonesia Tbk	116	98	943494	454800	0	0	1
133	JECC	PT Jemblo Cable Company Tbk	85	73	301036	304258	0	1	1
134	KBLM	PT Kabelindo Murni Tbk	56	59	268875	223286	0	0	0
135	IKBI	PT Sumi Indo Kabel Tbk	67	71	393043	404556	0	1	0
136	SCCO	PT Supreme Cable Manufacturing Corforation (Sucaoco) Tbk	87	87	479708	435378	0	1	1
137	VOKS	PT Voksel Electric Tbk	98	85	448647	397499	0	0	1
138	ASGR	PT Astra Graphia Tbk	46	83	837637	722881	0	1	1
139	MTDL	PT Metrodata Electronics Tbk	73	71	537519	452479	0	1	0
140	TRPK	PT Multi Agro Persada Tbk (2001)	107	66	117292	144680	0	1	1
141	MLPL	PT Multipolar Corporation Tbk	86	86	1614208	1772387	0	1	1
142	ACAP	PT Andhi Chandra Automotive Products Tbk	59	57	137165	138463	0	0	1
143	ASII	PT Astra Internasional Tbk	87	78	26573546	26185605	0	1	1
144	AUTO	PT Astra Otoparts Tbk	79	65	1767868	1831509	0	1	1
145	BRAM	PT Branta Mulia Tbk	60	58	1809573	1641446	0	1	1
146	GJTL	PT Gajah Tunggal Tbk	186	148	15130837	12444164	0	0	1
147	GDYR	PT Goodyear Indonesia Tbk	22	16	390074	385548	0	1	1
148	ADMG	PT GT Petrochem Industries Tbk	148	146	7457946	6637499	0	0	1
149	HEXA	PT Hexindo Adiperkasa Tbk	87	70	569402	638784	0	1	1
150	IMAS	PT Indomobil Sukses Internasional Tbk	108	149	2575125	2302687	0	0	1
151	INDS	PT Indospring Tbk	112	87	277596	282378	0	1	1
152	INTA	PT Intraco Penta Tbk	116	87	713550	670556	0	1	1
153	LPIN	PT Multi Prima Sejahtera Tbk	102	100	66350	124360	0	0	1
154	NIPS	PT Nipress Tbk	77	77	110049	105088	0	0	1
155	PRAS	PT Prima Alloy Steel Tbk	77	77	528453	303102	0	1	1
156	SMSM	PT Selamat Sempurna Tbk	67	58	567043	583627	0	1	1
157	SUGI	PT Sugi Samapersada Tbk (2001)	87	49	53467	58010	0	1	1
158	TURI	PT Tunas Ridean Tbk	87	55	1113007	111266	0	1	1
159	UNTR	PT United Tractors Tbk	84	78	6464186	6096434	0	1	1

No	Kode	Nama Perusahaan	Lama audit tahun 2001	Lama audit tahun 2002	Total assets tahun 2001	Total assets tahun 2002	Klasifikasi industri	Labai/ Rugi tahun 2001	Labai/ Rugi tahun 2002
160	INTD	PT Inter Delta Tbk	98	46	57165	40716	0	1	0
161	MDRN	PT Modern Photo Film Company Tbk	115	85	958645	1017904	0	1	1
162	KONI	PT Perdana Bangun Pusaka Tbk	98	66	67291	63438	0	1	0
163	BYSP	PT Bayer Indonesia Tbk	22	23	537562	649833	0	1	1
164	SQBI	PT Bristol-Myers Squibb Indonesia Tbk (2001)		120	113011	13011	0	1	1
165	DNKS	PT Dankos Laboratories Tbk	92	64	568511	660949	0	1	1
166	DVLA	PT Darya-Varia Laboratoria Tbk	25	31	380440	322922	0	0	1
167	INAF	PT Indofarma (Persero) Tbk	98	160	811625	810028	0	1	0
168	KLBF	PT Kalbe Farma Tbk	95	69	1877316	2015538	0	1	1
169	KAEF	PT Kimia Farma (Persero) Tbk	266	86	1151253	1038545	0	1	1
170	MERK	PT Merck Tbk	16	16	162720	172336	0	1	1
171	PYFA	PT Pyridam Farma Tbk (2001)	98	48	47640	82974	0	1	1
172	SCPI	PT Schering-plough Indonesia Tbk	18	15	62280	61256	0	0	0
173	TSPC	PT Tempo Scan Pacific Tbk	60	64	1663925	1816536	0	1	1
174	TCID	PT Mandiri Indonesia Tbk	11	42	357575	356007	0	1	1
175	MRAT	PT Mustika Ratu Tbk	101	104	295031	291549	0	1	1
176	UNVR	PT Unilever Indonesia Tbk			2682025	3091853	0	1	1
177	BLTA	PT Berlian Laju Tanker bk	92	76	3290166	2590908	1	1	1
178	CMPP	PT Centris Multi Persada Pratama Tbk	112	87	155117	211302	1	1	1
179	HITS	PT Humpuss Intermoda Transportasi Tbk	60	66	2578091	2167752	1	1	1
180	MIRA	PT Mitra Rajasa Tbk	93	66	127904	118272	1	1	1
181	RIGS	PT Rig Tenders Tbk	59	45	478128	463454	1	1	1
182	SMDR	PT Samudera Indonesia Tbk	102	71	2336445	2083510	1	1	1
183	SAFE	PT Steady Safe Tbk	100	66	558001	275037	1	0	1
184	ZBRA	PT Zebra Nusantara Tbk	112	140	78923	82004	1	1	1
185	ISAT	PT Indonesian Satellite Corporation (Persero) Tbk	83	58	22348700	22002465	1	1	1
186	TLKM	PT Telekomunikasi Indonesia (Persero) Tbk	59	84	32470280	42322167	1	1	1
187	AIMS	PT Akbar Indo Makmur Stimec Tbk	102	90	20071	19370	1	1	1
188	ALFA	PT Alfa Retailindo Tbk	67	59	591190	632360	1	1	1
189	TMPI	PT Artha Graha Investama Sentral Tbk			392423	432481	1	1	1
190	RMBA	PT Bertoel Internasional Investama Tbk	87	69	2001056	2072801	1	1	1
191	EPMT	PT Enseval Putra Megatrading Tbk	109	107	896589	1098386	1	1	1
192	HERO	PT Hero Supermarket Tbk.	25	38	834197	963608	1	1	1
193	MPPA	PT Matahari Putra Prima Tbk	31	50	2732434	3312158	1	1	1
194	META	PT Metamedia Technologies Tbk	63	85	20481	11858	1	0	0
195	SDPC	PT Millenium Pharmacon International Tbk	116	87	84523	108272	1	0	0
196	RALS	PT Ramayana Lestari Sentosa Tbk	110	71	2232014	2291668	1	1	1
197	RIMO	PT Rimo Catur Lestari Tbk	100	80	195490	180798	1	1	0
198	TGKA	PT Tigaraksa Satria Tbk	79	80	626446	722412	1	1	1
199	TKGA	PT Toko Gunung Agung Tbk	109	93	139368	145367	1	1	0
200	WICO	PT Wicaksana Overseas International Tbk	95	87	834197	963608	1	1	1

No	Kode	Nama Perusahaan	Lama audit tahun 2001	Lama audit tahun 2002	Total assets tahun 2001	Total assets tahun 2002	Klasifikasi industri	Labal/ Rugi tahun 2001	Labal/ Rugi tahun 2002
201	BBLD	PT BBL Danatama Finance Tbk	46	104	967863	1006840	1	0	1
202	BFIN	PT BFI Finance Indonesia Tbk	59	52	738913	934721	1	1	1
203	CFIN	PT Cijpan Finance Indonesia Tbk	64	36	273978	311491	1	1	1
204	DEFI	PT Danasupra Erapacific Tbk	73	86	101803	102295	1	1	1
205	GSMF	PT Equity Development Investment Tbk			1485542	1176303	1	0	1
206	INCF	PT Indocitra Finance Tbk	67		65773	65408	1	0	0
207	LPPF	PT Pacific Utama (d/h Lippo Pacific) Tbk	91	143	175131	88271	1	1	0
208	SMMA	PT Sinar Mas Multiartha Tbk	120	93	792036	745164	1	0	1
209	MITI	PT Siwani Trimitra Tbk		41	321349	255909	1	0	0
210	AKSI	PT Asia Kapitalindo Securities Tbk	70	45	141644	131465	1	1	1
211	BCAP	PT Bhakti Capital Indonesia Tbk		38	200142	232634	1	1	1
212	BHIT	PT Bhakti Investama Tbk	116	87	949046	1480931	1	1	1
213	LPPS	PT Lippo Securities Tbk	87	142	191625	127608	1	1	0
214	MKDO	PT Makindo Tbk	105	87	913372	964331	1	1	1
215	PANS	PT Panin Securities Tbk	102	59	112481	130775	1	1	1
216	TRIM	PT Trimegah Securities Tbk	113	79	285626	310924	1	1	1
217	UNIT	PT United Capital Indonesia Tbk (2000)	85		37430	64112	1	1	1
218	ELTY	PT Bakrieland Development Tbk	121	52	761384	717124	1	0	1
219	BIPP	PT Bhuanatalia Indah Permai Tbk			1212088	1220796	1	0	1
220	BMSR	PT Bintang Mitra Semestarya Tbk	117	87	219001	218099	1	1	1
221	CKRA	PT Ciptojaya Kontrindreksa Tbk		84	50266	48245	1	1	1
222	CTRA	PT Ciputra Development Tbk	109	66	5025622	4740915	1	0	1
223	CTRS	PT Ciputra Surya Tbk	108	59	1131375	1118959	1	1	1
224	DILD	PT Dharmala Iniland Tbk		86	1947739	1753454	1	0	1
225	DART	PT Duta Anggada Realty Tbk	105	149	1877878	1512796	1	0	1
226	DUTI	PT Duta Peritwi Tbk	107	70	2763771	3702187	1	1	1
227	GMTD	PT Gowa Makassar Tourism Development Tbk	60	77	220479	220203	1	1	1
228	OMRE	PT Indonesia Prima Property Tbk	123	137	1081839	895096	1	0	1
229	JAKA	PT Jaka Artha Graha Tbk	85	90	156865	154493	1	1	1
230	JIHD	PT Jakarta International Hotel & Development Tbk	63	69	4709898	4684622	1	1	1
231	JSPT	PT Jakarta Setiabudi Internasional Tbk		84	1713075	1799544	1	0	1
232	JRPT	PT Jaya Real Property Tbk	86	71	1378545	1381666	1	1	1
233	KARK	PT Karka Yasa Prifilia Tbk	100	90	51809	65093	1	1	1
234	KIJA	PT Kawasan Industri Jababeka Tbk	116	100	2382218	1791051	1	1	1
235	KPIG	PT Krida Perdana Indahgraha Tbk	112		98816	95068	1	1	1
236	LAMI	PT Lamicitra Nusantara Tbk	65	71	202620	202201	1	1	1
237	LPOK	PT Lippo Cikarang Tbk	81	45	844644	1077182	1	1	1
238	LPKR	PT Lippo Karawaci Tbk	96	69	1290189	1641529	1	1	1
239	LPLD	PT Lippo Land Development Tbk	102	87	410890	332544	1	1	1
240	MAMI	PT Mas Murni Indonesia Tbk	78	64	531455	524355	1	0	1
241	MTSM	PT Metro Supermarket Realty Tbk			130784	125094	1	1	1
242	MDLN	PT Modernland Realty Tbk	112	106	1330852	1331024	1	0	0

No	Kode	Nama Perusahaan	Lama audit tahun 2001	Lama audit tahun 2002	Total assets tahun 2001	Total assets tahun 2002	Klasifikasi industri	Labal/ Rugi tahun 2001	Labal/ Rugi tahun 2002
243	MLND	PT Mulialand Tbk	102	86	2666959	2581992	1	0	1
244	PWON	PT Pakuwon Jati Tbk		86	1731257	1792961	1	0	1
245	PWSI	PT Panca Wiratama Sakti Tbk	109	86	318324	326429	1	0	0
246	PNSE	PT Pudiadi & Sons Estate Tbk		41	188872	176043	1	0	1
247	PUDP	PT Pudiadi Prestige Limited Tbk	39	24	412230	346922	1	1	1
248	PTRA	PT Putra Surya Perkasa Tbk		87	2917889	2342272	1	0	1
249	RBMS	PT Ristia Bintang Mahkotasejati Tbk	115	86	224469	206462	1	1	0
250	RODA	PT Roda Panggon Harapan Tbk (2001)	112	84	95123	77913	1	1	0
251	SMRA	PT Summarecon Agung Tbk	102	90	721111	949602	1	1	1
252	SSIA	PT Surya Semesta Internusa Tbk		76	1547432	1541133	1	0	1
253	SIIP	PT Suryajitri Permata Tbk	101	79	434944	430681	1	0	1
254	SMDM	PT Suryamas Duta Makmur Tbk		86	2256259	2011809	1	0	1
255	ANTA	PT Anta Express Tour & Travel Service Tbk (2000)	86	26	211049	179018	1	1	1
256	HPSB	PT Aryaduta Hotels Tbk	140	83	265853	263823	1	0	1
257	BAYU	PT Bayu Bujana Tbk	92	59	187851	127625	1	1	0
258	SHID	PT Hotel Sahid Jaya International Tbk		83	784954	781713	1	0	1
259	PANR	PT Panotama Sentrawisata Tbk (2000)	98	80	190330	196981	1	1	1
260	PLIN	PT Plaza Indonesia Realty Tbk		27	1661186	1731054	1	1	1
261	SONA	PT Sona Topas Tourism Industry Tbk		87	379739	350768	1	1	1
262	BNBR	PT Bakrie & Brothers Tbk	115	87	5719984	5202274	1	1	1
263	BMTR	PT Bimantara Citra .Tbk	81	86	3787316	4009558	1	1	1
264	ABBA	PT Abdi Bangsa Tbk (2000)	137		49499	63531	1	0	0
265	ASIA	PT Asiana International (d/h Asiana Multikreasi) Tbk	107		56524	142975	1	0	1
266	CENT	PT Centrin Online Tbk (2000)	204	71	67672	73988	1	1	1
267	CITA	PT Cipta Panelutama Tbk (2000)	91	66	38574	52573	1	0	1
268	CMNP	PT Citra Marga Nusaphala Persada Tbk	143	84	1327564	1229612	1	0	1
269	DNET	PT Dyiacom Intra bumi Tbk		74	25906	23646	1	0	0
270	FORU	PT Fortune Indonesia Tbk (2000)	94		45727	77588	1	1	1
271	INDX	PT Indoexchange Dotcom Tbk	84	31	34962	30051	1	0	0
272	IDSR	PT Indosiar Visual Mandiri Tbk	81	59	980128	1165851	1	1	1
273	IATG	PT Infoasia Teknologi Global Tbk (2000)		67	126818	117493	1	1	1
274	ITTG	PT Integrasi Teknologi Tbk (2000)		81	27839	21067	1	1	0
275	JTPE	PT Jasindo Tiga Perkasa Tbk (2000)	81	58	47374	67394	1	1	1
276	KOPI	PT Kopitime Dot Com Tbk	151	267	148710	82928	1	0	0
277	LMAS	PT Limas Stokhormindo Tbk (2000)	32	31	60933	53699	1	0	0
278	LPLI	PT Lippo E-Net Tbk	86	100	946711	678474	1	0	0
279	BGMT	PT Siloam Health Care Tbk	65	66	537972	570821	1	1	0
280	TMPO	PT Tempo Inti Media Tbk	78	84	41233	34353	1	1	0

No	Kode	Nama Perusahaan	Net profit tahun 2001	Net profit tahun 2002	ROA tahun 2001	ROA tahun 2002	Opini audit tahun 2001	Opini audit tahun 2002
1	ADFO	PT Adindo Foresta Indonesia Tbk	-33934	-4160	-33,45558513	-4,194098017		0
2	ATPK	PT Anugrah Tambak Perkasindo Tbk (2000)	1727	1676	2,847203904	1,706217105	0	
3	AALI	PT Astra Agro Lestari Terbuka Tbk	61819	229498	2,562069649	8,78949755	0	0
4	BASS	PT Bahtera Adimina Samudra Tbk	34383	24658	6,68512466	4,775914732	0	0
5	UNSP	PT Bakrie Sumatra Plantations Tbk	-70543	75955	-7,751909873	8,859616688	0	0
6	DSFI	PT Dharmas Samudra Fishing Industries Tbk	17411	-10331	7,55981069	-4,51438959	0	0
7	LSIP	PT PP London Sumatra Indonesia Tbk	-178575	500489	-12,76765969	29,68356799	0	0
8	CPPR	PT Central Proteina Prima Tbk	38202	332636	1,004140417	8,477670916	0	0
9	CPIN	PT Charoen Pokhand Indonesia Tbk	120208	131476	5,874318475	6,299410287	0	0
10	CPDW	PT Cipendawa Agroindustri Tbk	-16557	-1733	-22,1501291	-2,168391286		
11	FISH	PT Fishindo Kusuma Sejahtera Tbk (2001)	1967	4133	2,920650947	3,576589908	0	0
12	JPFA	PT Japfa Comfeed Indonesia Tbk	-493697	1087879	-14,16100214	36,72333987	1	1
13	MBAI	PT Multibreeder Adirama Indonesia Tbk	-40997	-196345	-7,282219072	-37,40268102	1	1
14	WSHA	PT Surya Hidup Satwa Tbk	100784	244003	2,353308733	5,456462105	0	0
15	WAPO	PT Wahana Phonix Mandiri Tbk	5843	1922	6,373463355	1,696785642	0	0
16	ALDI	PT Alter Abadi Tbk	-268380	-34918	-52,93543329	-8,973396929	1	
17	ANTM	PT Aneka Tambang (Persero) Tbk	358155	202023	14,01500522	8,122801163	0	0
18	BUMI	PT Bumi Resources Tbk	67158	91100	1,886402916	2,470872321	0	0
19	CNKO	PT Central Korporindo Internasional Tbk (2000)	851	313	0,339201939	0,130392761	0	0
20	GTHH	PT Citatuh Industri Marmer Tbk	-89850	51691	-30,21539186	18,09788564	0	0
21	INCO	PT International Nickel Indonesia (INCO) Tbk	96356	271024	0,753038989	2,488592284	0	0
22	MEDC	PT Medco Energi Corporation Tbk	704519	753038	13,14661844	11,17297896	0	0
23	TINS	PT Tambang Timah (Persero) Tbk	36775	11278	1,913420269	0,581189816	0	0
24	BUKK	PT Bukaka Teknik Utama Tbk	-119623	761791	-6,699688211	156,5564169		
25	PTRO	PT Petrosea Tbk	117515	23390	17,12332759	3,411978539	0	0
26	ADES	PT Ades Alfindo Putrasetia Tbk	-10240	7392	-4,938319235	3,572446923	0	0
27	AQUA	PT Aqua Golden Mississippi Tbk	48014	66110	9,348574855	12,12151215	0	0
28	AISA	PT Asia Intiseler Tbk	-41037	73256	-36,05556337	84,8508716	1	0
29	CEKA	PT Cahaya Kaibar Tbk	-4803	9751	-1,578423286	3,245551554	0	0
30	DAVO	PT Davomas Abadi Tbk	6148	22117	0,804055327	2,793266456	0	0
31	DLTA	PT Delta Djakarta Tbk	44595	44839	12,87369661	11,81413143	0	0
32	FAST	PT Fast Food Indonesia Tbk	25897	37650	12,31659699	15,40627135		
33	INDF	PT Indofood Sukses Makmur Tbk	746330	802633	5,750243738	5,262644055	0	0
34	MYOR	PT Mayora Indonesia Tbk	31136	119490	2,349904528	8,968195891	0	0
35	MLBI	PT Multi Bintang Indonesia Tbk	113836	85050	21,98561151	17,90379316	0	0
36	PTSP	PT Pioneerindo Gourmet International (D/H Putra Sejahtera Pioneerindo (GFC)) Tbk	20902	10408	15,50697005	8,327665805	0	0
37	PSDN	PT Prasadha Anekaniaga Tbk	-245336	-387538	-51,70476339	-109,6111801	0	0
38	SHDA	PT Sari Husada Tbk	224766	177300	28,21807536	18,95202668	0	0

No	Kode	Nama Perusahaan	Net profit tahun 2001	Net profit tahun 2002	ROA tahun 2001	ROA tahun 2002	Opini audit tahun 2001	Opini audit tahun 2002
39	SKLT	PT Sekar Laut Tbk	-77466	42134	-60,7562175	34,92568738	1	0
40	STTP	PT Siantar TOP Tbk	22268	30265	5,511062713	6,433174904	0	0
41	SIPD	PT Sierad Produce Tbk	-300762	-74369	-22,88068286	-6,470425486	1	0
42	SMAR	PT Sinar Mas Agro Resources and Technology Corporation (SMART) Tbk	-600666	281425	-15,41418966	7,882863326		0
43	SUBA	PT Suba Indah Tbk	3969	-22310	0,535657892	-2,51419659	0	0
44	TBLA	PT Tunas Baru Lampung Tbk	-7232	41606	-0,772124099	4,072360101	0	0
45	ULTJ	PT Ultra Jaya Milk Industry and Trading Company Tbk	30396	18906	3,131667905	1,857037757	0	0
46	BATI	PT BAT Indonesia Tbk	113420	118180	15,51815194	16,97013211	0	0
47	GGRM	PT Gudang Garam Tbk	2087361	2086893	15,52157758	13,50503533	0	0
48	HMSP	PT Hanjaya Mandala Sampoerna Tbk	955413	1671084	10,08826318	17,02222067	0	0
49	ARGO	PT Argo Pantes Tbk	-171336	545813	-6,318791856	24,09585312	1	0
50	ERTX	PT Eratex Djaya Limited Tbk	6573	4288	1,432079184	1,024176097	0	0
51	PAFI	PT Panasia Filament Inti Tbk	-56129	24784	-6,123027816	3,175921227	1	0
52	HDTX	PT Panasia Indosyntec Tbk	-41129	101837	-1,78798029	5,065627778		0
53	RDTX	PT Roda Vivatex Tbk	6921	-9116	2,278668554	-3,021174069		0
54	SSTM	PT Sunson Textile Manufacture Tbk	11085	22675	1,356348224	2,794142836		0
55	TFCO	PT Teijin Indonesia Fiber Corporation (Tiflco) Tbk	14137	-47638	0,536389047	-2,079440221	0	0
56	TEJA	PT Textile Manufacturing Company Jaya (Texmaco Jaya) Tbk	-255464	-168141	-22,00640558	-15,59836355	0	0
57	MYTX	PT Apac Citra Centertex Tbk	-240967	-104714	-8,989860213	-3,896561085	1	0
58	DOID	PT Daeuy Orchid Indonesia Tbk	2763	-1050	6,971990916	-2,570001958	0	0
59	ESTI	PT Ever Shine Textile Industry Tbk	30087	1492	4,05945283	0,224382834	0	0
60	FMIU	PT Fortune Mate Indonesia Tbk	7355	-10558	3,175871152	-4,78183284	0	0
61	GRIV	PT Great River International Tbk	-375561	925226	-30,08625462	93,73876676	1	0
62	MYRX	PT Hanson Industri Utama Tbk	-103020	-77840	-15,24381672	-11,86001405	1	0
63	INDR	PT Indo-rama Syntetics Tbk	-366392	33376	-6,433621887	0,689907784	0	0
64	KARW	PT Karwell Indonesia Tbk	-66239	-2056	-13,24229121	-0,41803572	0	0
65	GDWU	PT Kasogi Internasional Tbk	-115314	-12462	-57,41127972	-7,840645271	0	0
66	PBRX	PT Pan Brothers Tex Tbk	18095	16136	11,41438736	11,45664707	0	0
67	BIMA	PT Primarindo Asia Infrastructure Tbk	-31808	-78985	-17,49711205	-80,37958581		0
68	RICY	PT Ricky Putra Globalindo Tbk	-42731	-4781	-14,58271479	-1,833444544	0	0
69	RYAN	PT Ryane Adibusana Tbk (2001)	5832	1474	8,337860635	1,937816341		0
70	SRSN	PT Sarasa Nugraha Tbk	14729	-16495	8,124058885	-9,952334983	0	0
71	BATA	PT Sepatu Bata Tbk	63468	48362	28,47209449	23,02053484	0	0
72	SIMM	PT Surya Intrindo Makmur Tbk	4702	-7256	1,81646797	-3,137404118	0	0
73	BRPT	PT Barito Pasific Timber Tbk	-1508794	244469	-23,14003272	4,028101092	0	0
74	DSUC	PT Daya Sakti Unggul Corporation Tbk	-36137	28046	-9,31277172	7,153916595	0	0
75	SULI	PT Sumalindo Lestari Jaya Tbk	-352010	-143367	-21,89717454	-9,942798412	0	0
76	SUDI	PT Surya Dumai Industri Tbk	-272813	-328398	-18,82236139	-23,80849847	0	0
77	TIRT	PT Tirta Mahakam Plywood Industry Tbk	10490	11507	3,118747268	2,852602718	0	0
78	FASW	PT Fajar Surya Wisesa Tbk	182245	177490	6,460155785	6,523079773	0	0
79	INKP	PT Indah Kiat Pulp & Paper Corporation Tbk	-1896867	-2371469	-3,255015241	-4,80924001	0	0
80	TKIM	PT Pabrik Kertas Tjiwi Kimia Tbk	-527088	-424517	-2,332543174	-2,234900012		0

No	Kode	Nama Perusahaan	Net profit tahun 2001	Net profit tahun 2002	ROA tahun 2001	ROA tahun 2002	Opini audit tahun 2001	Opini audit tahun 2002
81	SPMA	PT Suparima Tbk	-60919	-57425	-5,876326946	-5,504364671	0	0
82	SAIP	PT Surabaya Agung Industry Pulp & Kertas Tbk	-700133	25305	-26,03229101	1,019872706		
83	AKRA	PT Aneka Kimia Raya Tbk	1139879	47551	182,7347068	7,733982616	0	0
84	BUDI	PT Budi Acid Jaya Tbk	-16916	5977	-1,686552149	0,64137783	0	0
85	CLPI	PT Colorpak Indonesia Tbk (2001)	9754	8589	19,94642236	15,9792376	0	0
86	ETWA	PT Eterindo Wahanatama Tbk	-293899	-26485	-9,012086172	-0,904437017	0	0
87	LTLS	PT Lautan Luas Tbk	48975	19451	6,420248001	2,155746626	0	0
88	POLY	PT Polysindo Eka Perkasa Tbk	311707	477401	3,260996016	5,643654891	0	0
89	SOBI	PT Sorini Corporation Tbk	903359	26170	149,0455307	4,641387628	0	0
90	UNIC	PT Unggul Indah Cahaya Tbk	92149	80676	4,166544209	4,347868264	0	0
91	DPNS	PT Duta Pertiwi Nusantara Tbk	10792	2651	8,199424095	2,110601573		
92	EKAD	PT Ekadharma Tape Industries Tbk	5976	6247	10,00837381	10,6802756	0	0
93	INCI	PT Intanwijaya Internasional Tbk	22132	4958	13,63605557	3,022065098	0	0
94	KKGI	PT Kurnia Kapuas Utama Glue Industries Tbk	4709	-1783	1,680573301	-0,660089221	0	0
95	AKPI	PT Argha Karya Prima Industry Tbk	-181538	403193	-10,06502921	25,65376236	0	0
96	AMFG	PT Asahimas Flat Glass Co.Ltd.Tbk	126294	206684	7,674176536	13,73603113	0	0
97	APLI	PT Asiaplant Industries Tbk	4961	-11729	2,123715753	-4,156021785	0	0
98	BRNA	PT Berlina Tbk	36265	29934	17,13344861	11,54366764	0	0
99	DYNA	PT Dynaplast Tbk	33160	46883	6,898287702	8,899785113	0	0
100	FPNI	PT Fatrapolindo Nusa Industri Tbk (2001)	33157	28844	14,35604125	12,00357893	0	0
101	IGAR	PT Igarjaya Tbk	8030	18516	3,205831979	7,793683732	0	0
102	LMPI	PT Langgeng Makmur Plastik Industry Tbk	-7000	-66725	-1,331003443	-13,23089675	0	0
103	LAPD	PT Lapindo Internasional Tbk	1136	1864	3,456038941	5,278509331	0	0
104	PLAS	PT Piaspack Prima Industry Tbk	2632	1524	5,524769102	1,836719936	0	0
105	SIMA	PT Siwani Makmur Tbk	3075	1064	3,885322956	1,332815573	0	0
106	SMPL	PT Summiplast Inter Benua Tbk	8849	-2703	4,298510653	-1,646524207	0	0
107	TRST	PT Trias Sentosa Tbk	297563	220159	19,38676519	14,46172906	0	0
108	UGAR	PT Wahana Jaya Perkasa Tbk	-204299	-90138	-11,05052435	-6,080930658	1	1
109	INTP	PT Indocement Tunggal Perkasa Tbk	-63129	1041047	-0,529160934	9,080372497	0	0
110	SMCB	PT Semen Cibinong Tbk	1163525	502456	19,48280501	6,513736242	0	0
111	SMGR	PT Semen Gresik (Persero)Tbk (tidak wajar)	317467	268767	3,622780816	3,873148608	0	0
112	ALKA	PT Alakasa Industrindo Tbk	-44944	83602	-32,53793583	250,2978953	0	0
113	ALMI	PT Alumindo Light Metal Industry Tbk	33566	-14524	3,199635482	-1,487898277	0	0
114	BTON	PT Betonjaya Manunggal Tbk	1235	2374	3,750949127	9,449508419	0	0
115	CTBN	PT Citra Tubindo Tbk	16098	12619	1,570047956	1,900589199	0	0
116	INAI	PT Indal Aluminium Industri Tbk	1355	377	0,507313932	0,125434613	0	0
117	JKSW	PT Jakarta Kyoel Steel Works Ltd Tbk	-51374	19948	-11,0261908	3,728486625	1	0
118	JPRS	PT Jaya Pari Steel Tbk	9946	15863	10,54875591	12,44830536	0	0
119	LMSH	PT Lion Mesh Prima Tbk	959	1479	2,44256533	4,243537142	0	0
120	LION	PT Lion Metal Works Tbk	11729	11876	11,71739977	10,96958333	0	0
121	PICO	PT Pelangi Indah Canindo Tbk	1279	27425	0,447409294	10,06447872	0	0

No	Kode	Nama Perusahaan	Net profit tahun 2001	Net profit tahun 2002	ROA tahun 2001	ROA tahun 2002	Opini audit tahun 2001	Opini audit tahun 2002
122	TBMS	PT Tembaga Mulia Semanan Tbk	19400	21069	3,129537022	3,701049237	0	0
123	TIRA	PT Tira Austenite Tbk	6693	3554	6,24236376	1,780891247	0	0
124	KICI	PT Kedaung Indah Can Tbk	8693	-3142	4,007061795	-1,548126432	0	0
125	KDSI	PT Kedawang Setia Industrial Tbk	-17708	-3255	-4,312187995	-0,792402672	0	0
126	ARNA	PT Arwana Citramulia Tbk	10652	15002	4,817838486	6,08521409	0	0
127	IKAI	PT Intikeramik Alamarsi Industri Tbk	-34279	29221	-3,711137744	3,597812329	0	0
128	KIAS	PT Keramika Indonesia Assosiasi Tbk	-274611	-22306	-22,32789468	-2,093015618	0	0
129	MLIA	PT Mulia Industrindo Tbk	-446017	311545	-9,775320842	7,266794489	0	0
130	TOTO	PT Surya Toto Indonesia Tbk	15440	68874	2,937578362	12,48663311	0	0
131	TPEN	PT Texnaco Perkasa Engineering Tbk	-851854	-186038	-19,23490225	-7,032503945	1	0
132	KBLI	PT GT Kabel Indonesia Tbk	-256465	437749	-27,18247281	96,25087951	0	0
133	JECC	PT Jemblo Cable Company Tbk	1015	4956	0,337168976	1,628880753	0	0
134	KBLM	PT Kabelindo Murni Tbk	-71925	-42833	-26,75034868	-19,18302088	0	0
135	IKBI	PT Sumi Indo Kabel Tbk	15925	-4452	4,051719532	-1,100465696	0	0
136	SCCO	PT Supreme Cable Manufacturing Corforation (Sucao) Tbk	13480	61334	2,810042776	14,08752854	0	0
137	VOKS	PT Voksel Electric Tbk	-19227	10867	-4,285551893	2,733843356	0	0
138	ASGR	PT Astra Graphia Tbk	26673	71738	3,184314924	9,923901721	0	0
139	MTDL	PT Metrodata Electronics Tbk	106445	-37935	19,80302092	-8,383814497	0	0
140	TRPK	PT Multi Agro Persada Tbk (2001)	12316	12086	10,50028987	8,353607962	0	0
141	MLPL	PT Multipolar Corporation Tbk	157935	20085	9,784055091	1,13321752	0	0
142	ACAP	PT Andhi Chandra Automotive Products Tbk	15603	11605	11,37535085	8,38130042	0	0
143	ASII	PT Asira Internasional Tbk	844511	3636608	3,178013954	13,88781355	0	0
144	AUTO	PT Asira Otoparts Tbk	256672	257379	14,46216573	14,0528384	0	0
145	BRAM	PT Branta Mulia Tbk	71189	109640	3,934022004	6,67947651	0	0
146	GJTL	PT Gajah Tunggal Tbk	-1234185	3808287	-8,156752994	30,60299591	0	0
147	GDYR	PT Goodyear Indonesia Tbk	11726	16455	3,006096279	4,267951072	0	0
148	ADMG	PT GT Petrochem Industries Tbk	-910435	2079920	-12,2075837	31,33589926	0	0
149	HEXA	PT Hexindo Adiperkasa Tbk	43221	38983	7,590595045	6,102688889	0	0
150	IMAS	PT Indomobil Sukses Internasional Tbk	-51418	970916	-1,996718606	42,16448002	0	0
151	INDS	PT Indospring Tbk	6327	30894	2,279211516	10,94065402	0	0
152	INTA	PT Intraco Penta Tbk	15229	15724	2,134258286	2,344919738	0	0
153	LPIN	PT Multi Prima Sejahtera Tbk	-13592	20083	-20,4853052	16,14908331	0	0
154	NIPS	PT Nipress Tbk	-3.223	7972	-2,928695399	7,586023143	0	0
155	PRAS	PT Prima Alloy Steel Tbk	987	22883	0,186771577	7,549603764	0	0
156	SMSM	PT Selamat Sempurna Tbk	54645	40222	9,636835302	6,891730506	0	0
157	SUGI	PT Sugi Samapersada Tbk (2001)	832	1107	1,556100024	1,908291674	0	0
158	TURI	PT Tunas Ridean Tbk	79408	73515	7,134546324	6,615427809	0	0
159	UNTR	PT United Tractors Tbk	238009	300616	3,681963978	4,93101377	0	0

No	Kode	Nama Perusahaan	Net profit tahun 2001	Net profit tahun 2002	ROA tahun 2001	ROA tahun 2002	Opini audit tahun 2001	Opini audit tahun 2002
160	INTD	PT Inter Delta Tbk	4266	-19093	7,462608239	-46,89311327	0	
161	MDRN	PT Modern Photo Film Company Tbk	1529	22966	0,159495955	2,256204907	0	0
162	KONI	PT Perdana Bangun Pusaka Tbk	132	-6181	0,196162934	-9,743371481	0	0
163	BYSP	PT Bayer Indonesia Tbk	16769	152436	3,119454128	23,45771914	0	0
164	SQBI	PT Bristol-Myers Squibb Indonesia Tbk (2001)	14305	19905	12,92476441	14,96492771	0	0
165	DNKS	PT Dankos Laboratories Tbk	59026	93174	10,38256076	14,09700295	0	0
166	DVLA	PT Darya-Vania Laboratoria Tbk	-1833	63531	-0,481810535	19,67379119	0	0
167	INAF	PT Indofarma (Persero) Tbk	122542	-59826	15,09835207	-7,385670619	0	0
168	KLBF	PT Kalbe Farma Tbk	32665	266933	1,739984105	13,24375923	0	0
169	KAFF	PT Kimia Farma (Persero) Tbk	99595	35408	8,651008944	3,409385246	0	0
170	MERK	PT Merck Tbk	56398	37429	34,65953786	21,71861944	0	0
171	PYFA	PT Pyridam Farma Tbk (2001)	2632	1524	5,524769102	1,836719936	0	0
172	SCPI	PT Schering-plough Indonesia Tbk	-9642	-1048	-15,48169557	-1,710852814	0	0
173	TSPC	PT Tempo Scan Pacific Tbk	316927	316307	19,04695224	17,41264693	0	0
174	TCID	PT Mandom Indonesia Tbk	46797	58109	13,08732434	16,32243186	0	0
175	MRAT	PT Mustika Ratu Tbk	36364	20452	12,32548444	7,014944315	0	0
176	UNVR	PT Unilever Indonesia Tbk	886944	978249	33,06993783	31,63957019	0	0
177	BLTA	PT Berlian Laju Tanker bk	112831	106505	3,429340647	4,110721029	0	0
178	CMPP	PT Centris Multi Persada Pratama Tbk	2676	2444	1,725149403	1,156638366	0	0
179	HITS	PT Humpuss Intermoda Transportasi Tbk	210413	139426	8,161581573	6,431824305	0	0
180	MIRA	PT Mitra Rajasa Tbk	1601	10001	1,25172004	8,455932089	0	0
181	RIGS	PT Rig Tenders Tbk	103195	11536	21,58313255	2,489135923	0	0
182	SMDR	PT Samudera Indonesia Tbk	83812	82468	3,587159124	3,958128351	0	0
183	SAFE	PT Steady Safe Tbk	-47032	1618645	-8,42865873	588,5189993	0	0
184	ZBRA	PT Zebra Nusantara Tbk	2843	1208	3,602245226	1,473098873	0	0
185	ISAT	PT Indonesian Satellite Corporation (Persero) Tbk	1452795	336252	6,500579452	1,528246949	0	0
186	TLKM	PT Telekomunikasi Indonesia (Persero) Tbk	4250110	8345274	13,08923114	19,71844684	0	0
187	AIMS	PT Akbar Indo Makmur Stimec Tbk	482	811	2,401474765	4,186886939	0	0
188	ALFA	PT Alfa Retailindo Tbk	26471	30583	4,47757912	4,836327408	0	0
189	TMPI	PT Artha Graha Investama Sentral Tbk	910	3299	0,231892626	0,762808077	0	0
190	RMBA	PT Benteol Internasional Investama Tbk	236556	100780	11,82155822	4,86202004	0	0
191	EPMT	PT Ensevel Putra Megatrading Tbk	54409	122423	6,068443847	11,14571744	0	0
192	HERO	PT Hero Supermarket Tbk	61886	30605	7,41863133	3,176084051	0	0
193	MPPA	PT Matahari Putra Prima Tbk	101295	105305	3,707134372	3,179347121	0	0
194	META	PT Metamedia Technologies Tbk	-6071	-7474	-29,64210732	-63,02917861	0	0
195	SDPC	PT Millenium Pharmaco International Tbk	-11354	-4530	-13,43303006	-4,183907197	0	0
196	RALS	PT Ramayana Lestari Sentosa Tbk	320077	299680	14,34027744	13,07693785	0	0
197	RIMO	PT Rimo Catur Lestari Tbk	5455	-13090	2,790424063	-7,240124338	0	0
198	TGKA	PT Tigaraksa Satria Tbk	45493	33295	7,262078455	4,608865855	0	0
199	TKGA	PT Toko Gunung Agung Tbk	268	-11132	0,192296653	-7,657859074	0	0
200	WICO	PT Wicaksana Overseas International Tbk	61886	30605	7,41863133	3,176084051	0	0

No	Kode	Nama Perusahaan	Net profit tahun 2001	Net profit tahun 2002	ROA tahun 2001	ROA tahun 2002	Opini audit tahun 2001	Opini audit tahun 2002
201	BBLD	PT BBL Danatama Finance Tbk	-26593	200512	-2,747599609	19,91498153	0	0
202	BFIN	PT BFI Finance Indonesia Tbk	57783	82445	7,82000046	8,820278992	0	0
203	CFIN	PT Cilpan Finance Indonesia Tbk	6794	7459	2,479761149	2,394611722	0	0
204	DEFI	PT Danasupra Erapacific Tbk	2627	2869	2,580474053	2,804633658	0	0
205	GSMF	PT Equity Development Investment Tbk	-395974	50847	-26,65518713	4,322610756	0	0
206	INCF	PT Indocitra Finance Tbk	-3740	-2831	-5,68622383	-4,328216732	1	0
207	LPPF	PT Pacific Utama (d/h Lippo Pacific) Tbk	23809	-81633	13,59496605	-92,47997644	0	0
208	SMMA	PT Sinar Mas Multiartha Tbk	-275769	73490	-34,81773556	9,86225851	0	0
209	MITI	PT Siwani Trinitra Tbk	-12778	-40521	-3,976362148	-15,83414417	0	0
210	AKSI	PT Asia Kapitalindo Securities Tbk	9662	5279	6,821326706	4,015517438	0	0
211	BCAP	PT Bhakti Capital Indonesia Tbk	18083	24370	9,03508509	10,47568283	0	0
212	BHIT	PT Bhakti Investama Tbk	50973	98145	5,370972535	6,62725002	0	0
213	LPPS	PT Lippo Securities Tbk	33476	-33724	17,46953686	-26,42781017	0	0
214	MKDO	PT Makindo Tbk	37907	63241	4,150225757	6,558017942	0	0
215	PANS	PT Panin Securities Tbk	9584	12539	8,520550137	9,588224049	0	0
216	TRIM	PT Trimegah Securities Tbk	24088	7006	8,433405922	2,253283761	0	0
217	UNIT	PT United Capital Indonesia Tbk (2000)	1073	5193	2,866684478	8,099887697	0	0
218	ELTY	PT Bakrieland Development Tbk	-75535	9829	-9,920749582	1,370613729	0	0
219	BIPP	PT Bhuanatala Indah Permai Tbk	-118150	14311	-9,747642085	1,17226793	0	0
220	BMSR	PT Bintang Mitra Semestarya Tbk	7353	788	3,357518915	0,361303812	0	0
221	CKRA	PT Ciptojaya Kontroreksa Tbk	97	71	0,192973382	0,147165509	0	0
222	CTRA	PT Ciputra Development Tbk	-589594	813596	-11,73176176	17,16115982	0	0
223	CTRS	PT Ciputra Surya Tbk	12728	118804	1,25002762	10,61736846	0	0
224	DILD	PT Dharmala Intiland Tbk	-102706	108070	-5,273088437	6,163264049	0	0
225	DART	PT Duta Anggada Realty Tbk	-72833	288339	-3,878473468	19,06000545	1	0
226	DUTI	PT Duta Periwati Tbk	41952	281263	1,517926051	7,597212134	0	0
227	GMTD	PT Gowa Makassar Tourism Development Tbk	5708	3409	2,588908694	1,548116965	0	0
228	OMIRE	PT Indonesia Prima Property Tbk	-42305	48745	-3,910470967	5,445784586	1	1
229	JAKA	PT Jakarta Artha Graha Tbk	1365	932	0,870174991	0,603263578	0	0
230	JJHD	PT Jakarta International Hotel & Development Tbk	249502	100139	5,297397099	2,137611103	0	1
231	JSPT	PT Jakarta Setiabudi Internasional Tbk	-121503	285921	-7,092684208	15,88852509	0	0
232	JRPT	PT Jaya Real Property Tbk	13753	27149	0,997646069	1,964946666	0	0
233	KARK	PT Karika Yasa Prifilia Tbk	2269	634	4,379547955	0,973991059	0	0
234	KIJA	PT Kawasan Industri Jababeka Tbk	15433	694693	0,647841633	38,78689105	0	0
235	KPIG	PT Krida Perdana Indahgraha Tbk	456	789	0,461463731	0,829932259	0	0
236	LAMI	PT Lamicitra Nusantara Tbk	4002	1253	1,975125851	0,619680417	0	0
237	LPCK	PT Lippo Cikarang Tbk	68513	1739	8,111464712	0,161439757	0	0
238	LPKR	PT Lippo Karawaci Tbk	49057	74819	3,802311134	4,557884753	0	0
239	LPLD	PT Lippo Land Development Tbk	30442	67553	7,408795541	20,31400356	0	0
240	MAMI	PT Mias Murni Indonesia Tbk	-48201	15039	-9,069629602	2,868095088	0	0
241	MTSM	PT Metro Supermarket Realty Tbk	5882	5340	4,497492048	4,26878987	0	0
242	MDLN	PT Modernland Realty Tbk	-103886	-84571	-7,805976923	-6,353829833	0	0

No	Kode	Nama Perusahaan	Net profit tahun 2001	Net profit tahun 2002	ROA tahun 2001	ROA tahun 2002	Opini audit tahun 2001	Opini audit tahun 2002
243	MLND	PT Mulialand Tbk	-191242	376264	-7,170788902	14,57262455	0	0
244	PWON	PT Pakuwon Jati Tbk	-333793	147349	-19,28038414	8,218193257	1	
245	PWSI	PT Panca Wiratama Sakti Tbk	-20546	-20179	-6,454430078	-6,181742431	1	0
246	PNSE	PT Pudijadi & Sons Estate Tbk	-2679	8131	-1,418420941	4,618757917	0	0
247	PUDP	PT Pudijadi Prestige Limited Tbk	19531	7161	4,737889043	2,064152749	0	0
248	PTRA	PT Putra Surya Perkasa Tbk	-240236	599892	-8,233212435	25,61154298	1	1
249	RBMS	PT Ristia Bintang Mahkotasejati Tbk	11693	-275	5,20918256	-0,133196424	0	0
250	RODA	PT Roda Panggon Harapan Tbk (2001)	7844	-204	8,246165491	-0,261830503	0	0
251	SMRA	PT Summarecon Agung Tbk	213814	85159	29,65063631	8,967862325	0	0
252	SSIA	PT Surya Semesta Internusa Tbk	-87844	64342	-5,676759948	4,174980355	0	1
253	SIIP	PT Suryainti Permata Tbk	-5270	13	-1,211650235	0,003018475	0	0
254	SMDM	PT Suryamas Duta Makmur Tbk	-23019	31404	-1,020228617	1,560983175	0	0
255	ANTA	PT Anta Express Tour & Travel Service Tbk (2000)	13987	2275	6,627370895	1,270821929	0	0
256	HPSB	PT Ayaluta Hotels Tbk	-22378	12382	-8,417433695	4,693298158	1	1
257	BAYU	PT Bayu Buana Tbk	14668	-14281	7,808316165	-11,18981391	0	0
258	SHID	PT Hotel Sahid Jaya International Tbk	-72989	74541	-9,298506664	9,535596824	1	1
259	PANR	PT Panorama Sentrawisata Tbk (2000)	15183	1306	7,977197499	0,663008107	0	0
260	PLIN	PT Plaza Indonesia Realty Tbk	18274	155513	1,100057429	8,983717435	0	0
261	SONA	PT Sona Topas Tourism Industry Tbk	6576	18939	1,731715731	5,399295261	0	0
262	BNBR	PT Bakrie & Brothers Tbk	955719	25816	16,70842086	0,496244527	0	0
263	BMTR	PT Bimantara Citra Tbk	343970	347789	9,082157391	8,973998481	0	0
264	ABBA	PT Abdi Bangsa Tbk (2000)	-2287	-4398	-4,62029536	-6,922604713	0	0
265	ASIA	PT Asiana International (d/h Asiana Multifreasi) Tbk	-62615	495	-110,7759536	0,346214373	0	0
266	CENT	PT Centrin Online Tbk (2000)	8598	4086	12,70540253	5,522517165	0	0
267	CITA	PT Cipta Panelutama Tbk (2000)	-1768	421	-4,583398144	0,800791281	0	0
268	CMNP	PT Citra Marga Nusaphala Persada Tbk	-406436	96800	-30,61517185	7,872402026	1	1
269	DNET	PT Dyiacom Intrabumi Tbk	-5732	-2582	-22,12614838	-10,9193944	0	0
270	FORU	PT Fortune Indonesia Tbk (2000)	2397	3186	5,241979574	4,106305099	0	0
271	INDX	PT Indoexchange Dotcom Tbk	-4431	-3858	-12,67376008	-12,8381751	0	0
272	IDSR	PT Indosiar Visual Mandiri Tbk	323604	205064	33,01650397	17,58921166	0	1
273	IATG	PT Infoasia Teknologi Global Tbk (2000)	2374	4544	1,87197401	3,867464445	0	0
274	ITTE	PT Integrasi Teknologi Tbk (2000)	979	-5905	3,516649305	-28,02961978	0	0
275	JTPE	PT Jasindo Tiga Perkasa Tbk (2000)	1009	3797	2,129860261	5,634032703	0	0
276	KOPI	PT Kopitime Dot Com Tbk	-10300	-69267	-6,926232264	-83,52667374	1	1
277	LMAS	PT Limas Stokhomindo Tbk (2000)	-7949	-8473	-13,04547618	-15,77869234	0	0
278	LPLI	PT Lippo E-Net Tbk	-82817	-77627	-8,747864977	-11,44141117	0	0
279	BGMT	PT Siloam Health Care Tbk	7305	-16476	1,357877362	-2,886368932	0	0
280	TMPO	PT Tempo Inti Media Tbk	87	-6870	0,210996047	-19,99825343	0	0

No	Kode	Nama Perusahaan	Nama auditor tahun 2001	Nama auditor tahun 2002	Reputasi audit tahun 2001	Reputasi audit tahun 2002
1	ADFO	PT Adindo Foresta Indonesia Tbk	Prasetyo, Utomo & Co	Drs. Eddy Pianto	0	1
2	ATPK	PT Anugrah Tambak Perkasindo Tbk (2000)	Drs Johan, Malonda & Co	Drs Jojo Sunarjo MM	1	1
3	AALI	PT Astra Agro Lestari Terbuka Tbk	Prasetyo, Utomo & Co	Drs Hadi Sutanto dan Rekan	0	0
4	BASS	PT Bahtera Adimaja Samudra Tbk	Rasin, Ichwan dan Co	Rasin, Ichwan dan Co	1	1
5	UNSP	PT Bakrie Sumatra Plantations Tbk	Prasetyo, Utomo & Co	Eddy Pianto	0	1
6	DSFI	PT Dharmas Samudra Fishing Industries Tbk	Hans Tuanakotta & Mustofa	Prasetyo, Sarwoko, & Sandjaja	0	0
7	LSIP	PT PP London Sumatra Indonesia Tbk	Hans Tuanakotta & Mustofa	Drs Hadi Sutanto dan Rekan	0	0
8	CPPR	PT Central Proteina Prima Tbk	Prasetyo, Utomo & Co	Prasetyo, Sarwoko, & Sandjaja	0	0
9	CPIN	PT Charoen Pokhand Indonesia Tbk	Prasetyo, Utomo & Co	Prasetyo, Sarwoko, & Sandjaja	0	0
10	CPDW	PT Cipendawa Agroindustri Tbk	Drs A Rodi Kartamujaja	Drs Bismar Sitanggang	1	1
11	FISH	PT Fishindo Kusuma Sejahtera Tbk (2001)	Drs Arsyad	Drs Arsyad	1	1
12	JPFA	PT Japfa Comfeed Indonesia Tbk	Hans Tuanakotta & Mustofa	Hans Tuanakotta & Mustofa	0	0
13	MBAL	PT Multibreeder Adirama Indonesia Tbk	Hans Tuanakotta & Mustofa	Hans Tuanakotta & Mustofa	0	0
14	SHSA	PT Surya Hidup Satwa Tbk	Prasetyo, Utomo & Co	Prasetyo, Sarwoko, & Sandjaja	0	0
15	WAPO	PT Wahana Phonix Mandiri Tbk	Prasetyo, Utomo & Co	Prasetyo, Utomo & Co	0	0
16	ALDI	PT Alter Abadi Tbk	Drs. A. Rodi Kartamujaja	Paul Hadiwinata, Hidayat & Co	1	1
17	ANTM	PT Aneka Tambang (Persero) Tbk	Prasetyo, Utomo & Co	Prasetyo, Sarwoko, & Sandjaja	0	0
18	BUMI	PT Bumi Resources Tbk	Amir Abadi Yusuf & Ariyanto	Doli, Bambang & Sudarmaji	1	1
19	CNKO	PT Central Korporindo Internasional Tbk (2000)	Drs A Rodi Kartamujaja	Drs A Rodi Kartamujaja & Budiman	1	1
20	CTHH	PT Citatah Industri Marmer Tbk	Hanadi, Sarwoko & Sandjaja (Ernst and Young)	Prasetyo, Sarwoko, & Sandjaja	0	0
21	INCO	PT International Nickel Indonesia (INCO) Tbk	Drs Hadi Sutanto dan Rekan	Drs Hadi Sutanto dan Rekan	0	0
22	MEDC	PT Medco Energi Corporation Tbk	Hans Tuanakotta & Mustofa	Hans Tuanakotta & Mustofa	0	0
23	TINS	PT Tambang Timah (Persero) Tbk	Ernst & Young Hanadi Sarwoko & Sandjaja	Prasetyo, Sarwoko, & Sandjaja	0	0
24	BUKK	PT Bukaka Teknik Utama Tbk	Prasetyo, Utomo & Co	Prasetyo, Sarwoko, & Sandjaja	0	0
25	PTRO	PT Petrosea Tbk	Drs Hadi Sutanto & Co	Drs Hadi Sutanto dan Rekan	0	0
26	ADES	PT Ades Alfindo Putrasetia Tbk	Prasetyo Utomo & Co	Drs Dedi Saetudin	0	1
27	AQUA	PT Aqua Golden Mississippi Tbk	Prasetyo Utomo & Co	Prasetyo, Sarwoko, & Sandjaja	0	0
28	AISA	PT Asia Intiseler Tbk	Hans Tuanakotta & Mustofa	Hans Tuanakotta & Mustofa	0	0
29	CEKA	PT Cahaya Kalbar Tbk	Rasin, Ichwan dan Co	Rasin, Ichwan dan Co	1	1
30	DAVO	PT Davomas Abadi Tbk	Paul Hadiwinata, Hidayat & Co	Paul Hadiwinata, Hidayat & Co	1	1
31	DLTA	PT Delta Djakarta Tbk	Ernst & Young-Hanadi Sarwoko & Sandjaja	Prasetyo, Sarwoko, & Sandjaja	0	0
32	FAST	PT Fast Food Indonesia Tbk	Ernst & Young-Hanadi Sarwoko & Sandjaja	Prasetyo, Sarwoko, & Sandjaja	0	0
33	INDF	PT Indofood Sukses Makmur Tbk	Prasetyo Utomo & Co	Prasetyo, Sarwoko, & Sandjaja	0	0
34	MYOR	PT Mayora Indonesia Tbk	Hans Tuanakotta & Mustofa	Hans Tuanakotta & Mustofa	0	0
35	MLBI	PT Multi Brintan Indonesia Tbk	KPMG Sidharta Siddharta & Harsono	Siddharta Siddharta & Widjaja	0	0
36	PTSP	PT Pioneerindo Gourmet International (D/H Putra Sejahtera Pioneerindo (CFC)) Tbk	Amir Abadi Yusuf & Ariyanto	Amir Abadi Yusuf & Ariyanto	1	1
37	PSDN	PT Prasiidha Anekanilaga Tbk	Prasetyo Utomo & Co	Prasetyo, Sarwoko & Sandjaja	0	0
38	SHDA	PT Sari Husada Tbk	Drs Hadi Sutanto & Co	Drs Hadi Sutanto (pricewaterhouse coopers)	0	0

No	Kode	Nama Perusahaan	Nama auditor tahun 2001	Nama auditor tahun 2002	Reputasi audit tahun 2001	Reputasi audit tahun 2002
39	SKLT	PT Sekar Laut Tbk	Ernst Young Hanadi, Sarwoko & Hans Tuanakotta & Mustofa	Prasetyo, Sarwoko & Sandjaja	0	0
40	STTP	PT Siantar TOP Tbk	Hans Tuanakotta & Mustofa	Haryono, Adi dan Agus	0	1
41	SIPD	PT Sierad Produce Tbk	Amir Abadi Yusuf & Ariyanto	Amir Abadi Yusuf & Ariyanto	1	1
42	SMAR	PT Sinar Mas Agro Resources and Technology Corporation (SMART) Tbk	Prasetyo, Utomo & Co	Prasetyo, Sarwoko & Sandjaja	0	0
43	SUBA	PT Suba Indah Tbk	Hans Tuanakotta & Mustofa	Hans Tuanakotta & Mustofa	0	0
44	TBLA	PT Tunas Baru Lampung Tbk	Hans Tuanakotta & Mustofa	Hans Tuanakotta & Mustofa	0	0
45	ULTJ	PT Ultra Jaya Milk Industry and Trading Company Tbk	Koebandjiah & Beddy Samsi & Drs Hadi Sutanto & Co	Koebandjiah & Beddy Samsi & Drs Hadi Sutanto & Co	1	1
46	BATI	PT BAT Indonesia Tbk	Siddharta Sidharta & Harsono	Siddharta Sidharta & Widjaja	0	0
47	GGRM	PT Gudang Garam Tbk	Prasetyo, Utomo & Co	Prasetyo, Sarwoko & Sandjaja	0	0
48	HMSP	PT Hanjaya Mandala Sampoerna Tbk	Ernst Young-Hanadi, Sarwoko & Koebandjiah & Beddy Samsi & Hans Tuanakotta & Mustofa	Ernst Young-Hanadi, Sarwoko & Koebandjiah & Beddy Samsi & Hans Tuanakotta & Mustofa	0	0
49	ARGO	PT Argo Panites Tbk	Ernst Young-Hanadi, Sarwoko & Koebandjiah & Beddy Samsi & Hans Tuanakotta & Mustofa	Ernst Young-Hanadi, Sarwoko & Koebandjiah & Beddy Samsi & Hans Tuanakotta & Mustofa	0	0
50	ERTX	PT Eratex Djaya Limited Tbk	Hans Tuanakotta & Mustofa	Hans Tuanakotta & Mustofa	0	0
51	PAFI	PT Panasia Filament Indl Tbk	Hans Tuanakotta & Mustofa	Hans Tuanakotta & Mustofa	0	0
52	HDTX	PT Panasia Indosyntec Tbk	Hans Tuanakotta & Mustofa	Hans Tuanakotta & Mustofa	0	0
53	RDTX	PT Roda Vivatex Tbk	Hans Tuanakotta & Mustofa	Hans Tuanakotta & Mustofa	0	0
54	SSTM	PT Sunson Textile Manufacture Tbk	Drs. RB Tanubrata & Co.	Drs. RB Tanubrata & Co.	1	1
55	TFCO	PT Teijin Indonesia Fiber Corporation (Tiflco) Tbk	Prasetyo, Utomo & Co	Prasetyo, Sarwoko & Sandjaja	0	0
56	TEJA	PT Textile Manufacturing Company Jaya (Texmaco Jaya) Tbk	Henrawinata & Co	Henrawinata & Co	1	1
57	MYTX	PT Apac Citra Centertex Tbk	Hans Tuanakotta & Mustofa	Hans Tuanakotta & Mustofa	0	0
58	DOID	PT Daeyu Orchid Indonesia Tbk	Riza Andiek & Zanuidin	Riza Andiek & Zanuidin	1	1
59	ESTI	PT Ever Shine Textile Industry Tbk	Prasetyo Utomo & Co	Prasetyo, Sarwoko & Sandjaja	0	0
60	FMIJ	PT Fortune Mate Indonesia Tbk	Prasetyo Utomo & Co	Drs. T. Tanjil dan Rekan.	0	1
61	GRIV	PT Great River International Tbk	Prasetyo Utomo & Co	Drs Johan Melonda & Co	0	1
62	MYRX	PT Hanson Industri Utama Tbk	Hans Tuanakotta & Mustofa	Drs Bismar Sitanggang	0	1
63	INDR	PT Indo-rama Synthetics Tbk	Hans Tuanakotta & Mustofa	Hans Tuanakotta & Mustofa	0	0
64	KARW	PT Karwell Indonesia Tbk	Siddharta Sidharta & Harsono	Drs. Thomas, Triso, Hendang & Rekan	0	1
65	GDWU	PT Kasogi Internasional Tbk	Hans Tuanakotta & Mustofa	Hans Tuanakotta & Mustofa	0	0
66	PBRX	PT Pan Brothers Tex Tbk	Drs Andi & Iskandar Co	Drs Andi & Iskandar Co	1	1
67	BIMA	PT Primarindo Asia Infrastructure Tbk	Hans Tuanakotta & Mustofa	Hans Tuanakotta & Mustofa	0	0
68	RICY	PT Ricky Putra Globalindo Tbk	Prasetyo, Utomo & Co	Hans Tuanakotta & Mustofa	0	0
69	RYAN	PT Ryane Adibusana Tbk (2001)	Prasetyo Utomo & Co	Rasin ichwan & Co	0	1
70	SRSN	PT Sarasa Nugraha Tbk	Hans Tuanakotta & Mustofa	Amir Abadi Yusuf & Ariyanto	0	1
71	BATA	PT Sepatu Bata Tbk	Hanadi, Sarwoko & Sandjaja	Prasetyo, Sarwoko & Sandjaja	0	0
72	SIMM	PT Surya Intrindo Makmur Tbk	Hans Tuanakotta & Mustofa	Hans Tuanakotta & Mustofa	0	0
73	BRPT	PT Barito Pasific Timber Tbk	Prasetyo Utomo & Co	Prasetyo, Sarwoko & Sandjaja	0	0
74	DSUC	PT Daya Sakti Unggul Corporation Tbk	Prasetyo Utomo & Co	Prasetyo, Sarwoko & Sandjaja	0	0
75	SULI	PT Sumalindo Lestari Jaya Tbk	Prasetyo Utomo & Co	Prasetyo, Sarwoko & Sandjaja	0	0
76	SUDI	PT Surya Dumai Industri Tbk	Prasetyo Utomo & Co	Prasetyo, Sarwoko & Sandjaja	0	0
77	TIRT	PT Tirta Mahakam Plywood Industry Tbk	Drs Johan Melonda & Co	Drs Johan Melonda & Co	0	1
78	FASW	PT Fajar Surya Wisesa Tbk	Hans Tuanakotta & Mustofa	Drs Johan Melonda & Co	1	1
79	INKP	PT Indah Kiat Pulp & Paper Corporation Tbk	Prasetyo Utomo & Co	Hans Tuanakotta & Mustofa	0	0
80	TKIM	PT Pabrik Kertas Tjiwi Kimia Tbk	Prasetyo Utomo & Co	Eddy Pinanto	0	1

No	Kode	Nama Perusahaan	Nama auditor tahun 2001	Nama auditor tahun 2002	Reputasi audit tahun 2001	Reputasi audit tahun 2002
81	SPMA	PT Suparman Tbk	Drs Adi Wirawan	Drs Adi Wirawan	1	1
82	SAIP	PT Surabaya Agung Industry Pulp & Kertas Tbk	Prasetyo Utomo & Co	Prasetyo, Sarwoko & Sandjaja	0	0
83	AKRA	PT Aneka Kimia Raya Tbk	Prasetyo Utomo & Co	Prasetyo, Sarwoko & Sandjaja	0	0
84	BUDI	PT Budi Acid Jaya Tbk	Prasetyo Utomo & Co	Prasetyo, Sarwoko & Sandjaja	0	0
85	CLPI	PT Colorpak Indonesia Tbk (2001)	Doli, Bambang & Sudarmadji	Doli, Bambang & Sudarmadji	1	1
86	ETWA	PT Eterindo Wahanatama Tbk	Prasetyo Utomo & Co	Prasetyo, Sarwoko & Sandjaja	0	0
87	LTL5	PT Lautan Luas Tbk	Prasetyo Utomo & Co	Prasetyo, Sarwoko & Sandjaja	0	0
88	POLY	PT Polysindo Eka Perkasa Tbk	Hans Tuanakotta & Mustofa	Hans Tuanakotta & Mustofa	0	0
89	SOBI	PT Sorini Corporation Tbk	Ernst & Young, Hanadi, Sarwoko & Sandjaja	Hans Tuanakotta & Mustofa	0	0
90	UNIC	PT Unggul Indah Cahaya Tbk	Prasetyo, Utomo	Prasetyo, Sarwoko, & Sandjaja	0	0
91	DPNS	PT Duta Peritwi Nusantara Tbk	Hans Tuanakotta & Mustofa	Hans Tuanakotta & Mustofa	0	0
92	EKAD	PT Ekadhairma Tape Industries Tbk	Drs. Kanto Santoso, Tony, & Co	Drs. Kanto Santoso, Tony, & Co	1	1
93	INCI	PT Intanjaya Internasional Tbk	Leonard, Mulia & Richard	Leonard, Mulia & Richard	1	1
94	KKGI	PT Kurnia Kapuas Utama Glue Industries Tbk	Hans Tuanakotta & Mustofa	Hans Tuanakotta & Mustofa	0	0
95	AKPI	PT Argha Karya Prima Industry Tbk	Ernst & Young, Hanadi, Sarwoko & Sandjaja	Prasetyo, Sarwoko, & Sandjaja	0	0
96	AMFG	PT Asahimas Flat Glass Co.Ltd.Tbk	Hanadi Sudjendro & co	Prasetyo, Sarwoko, & Sandjaja	1	0
97	APLI	PT Asioplast Industries Tbk	Prasetyo, Utomo & co	Prasetyo, Sarwoko, & Sandjaja	0	0
98	BRNA	PT Bertina Tbk	Hans Tuanakotta & Mustofa	Hans Tuanakotta & Mustofa	0	0
99	DYNA	PT Dynapiast Tbk	Prasetyo, Utomo & co	Prasetyo, Sarwoko, & Sandjaja	0	0
100	FPNI	PT Fatrapolindo Nusa Industri Tbk (2001)	Prasetyo, Utomo & co	Prasetyo, Sarwoko, & Sandjaja	0	0
101	IGAR	PT Igarjaya Tbk	Prasetyo, Utomo & co	Prasetyo, Sarwoko, & Sandjaja	0	0
102	LMPI	PT Langgeng Makmur Plastik Industry Tbk	Prasetyo, Utomo & co	Prasetyo, Sarwoko, & Sandjaja	0	0
103	LAPD	PT Lapindo Internasional Tbk	Amir Abadi Jusuf & Aryanto	Amir Abadi Jusuf & Aryanto	1	1
104	PLAS	PT Piaspack Prima Industry Tbk	Prasetyo, Utomo & co	Doli, Bambang & Sudarmadi	0	1
105	SIMA	PT Siwani Makmur Tbk	Hans Tuanakotta & Mustofa	Hans Tuanakotta & Mustofa	0	0
106	SMPL	PT Summoplast Inter Benua Tbk	Prasetyo, Utomo & co	Prasetyo, Sarwoko, & Sandjaja	0	0
107	TRST	PT Trias Sentosa Tbk	Prasetyo, Utomo & co	Prasetyo, Sarwoko, & Sandjaja	0	0
108	UGAR	PT Wahana Jaya Perkasa Tbk	Hans Tuanakotta & Mustofa	Hans Tuanakotta & Mustofa	0	0
109	INTP	PT Indocement Tunggal Perkasa Tbk	Prasetyo, Utomo & co	Prasetyo, Sarwoko, & Sandjaja	0	0
110	SMCB	PT Semen Cibinong Tbk	Prasetyo, Utomo & co	Prasetyo, Sarwoko, & Sandjaja	0	0
111	SMGR	PT Semen Gresik (Persero) Tbk (tidak wajar)	Ernst & Young, Hanadi, Sarwoko & Sandjaja	Prasetyo, Sarwoko, & Sandjaja	0	0
112	ALKA	PT Alakasa Industrindo Tbk	Hans Tuanakotta & Mustofa	Hendrawinata & co	0	1
113	ALMI	PT Alumindo Light Metal Industry Tbk	Hans Tuanakotta & Mustofa	Hans Tuanakotta & Mustofa	0	0
114	BTON	PT Betonjaya Manunggal Tbk	Hans Tuanakotta & Mustofa	Hans Tuanakotta & Mustofa	0	0
115	CTBN	PT Citra Tubindo Tbk	Prasetyo, Utomo & co	Prasetyo, Sarwoko, & Sandjaja	0	0
116	INAI	PT Indal Aluminium Industri Tbk	Hans Tuanakotta & Mustofa	Hans Tuanakotta & Mustofa	0	0
117	JKSW	PT Jakarta Kyoee Steel Works Ltd Tbk	Prasetyo, Utomo & co	Prasetyo, Sarwoko, & Sandjaja	0	0
118	JPRS	PT Jaya Pari Steel Tbk	Hans Tuanakotta & Mustofa	Hans Tuanakotta & Mustofa	0	0
119	LMSH	PT Lion Mesh Prima Tbk	Prasetyo, Utomo & co	Hans Tuanakotta & Mustofa	0	0
120	LION	PT Lion Metal Works Tbk	Prasetyo, Utomo & co	Prasetyo, Sarwoko, & Sandjaja	0	0
121	PICO	PT Pelangi Indah Canindo Tbk	Drs. Johan Malonda & co	Drs. Johan Malonda & co	1	1

No	Kode	Nama Perusahaan	Nama auditor tahun 2001	Nama auditor tahun 2002	Reputasi audit tahun 2001	Reputasi audit tahun 2002
122	TBMIS	PT Tembaga Mulia Sermanan Tbk	Prasetyo, Utomo & co	Prasetyo, Sarwoko, & Sandjaja	0	0
123	TIRA	PT Tira Austenite Tbk	Prasetyo, Utomo & co	Hans Tuanakotta & Mustofa (member of Deloitte Touche Tohmatsu)	0	0
124	KICI	PT Kedaung Indah Can Tbk	Hans Tuanakotta & Mustofa	Hans Tuanakotta & Mustofa	0	0
125	KDSI	PT Kedawang Setia Industrial Tbk	Prasetyo, Utomo & co	Prasetyo, Sarwoko, & Sandjaja	0	0
126	ARNA	PT Arwana Citramulia Tbk	Prasetyo, Utomo & co	Prasetyo, Sarwoko, & Sandjaja	0	0
127	IKAI	PT Intikeramik Alamasri Industri Tbk	Prasetyo, Utomo & co	Prasetyo, Sarwoko, & Sandjaja	0	0
128	KIAS	PT Keramik Indonesia Assosiasi Tbk	Prasetyo, Utomo & co	Hans Tuanakotta & Mustofa	0	0
129	MLIA	PT Mulia Industrindo Tbk	Hans Tuanakotta & Mustofa	Hans Tuanakotta & Mustofa	0	0
130	TOTO	PT Surya Toto Indonesia Tbk	Ernst & Young, Hanadi, Sarwoko & Sandjaja	Prasetyo, Sarwoko, & Sandjaja	0	0
131	TPEN	PT Texmaco Perkasa Engineering Tbk	Drs. RB Tanubrata & co	Drs. RB Tanubrata & co	1	1
132	KBLI	PT GT Kabel Indonesia Tbk	Hans Tuanakotta & Mustofa	Hans Tuanakotta & Mustofa	0	0
133	JECC	PT Jemblo Cable Company Tbk	Hans Tuanakotta & Mustofa	Hans Tuanakotta & Mustofa	0	0
134	KBLM	PT Kabelindo Murni Tbk	Amir Abadi Jusuf & Aryanto	Prasetyo, Sarwoko, & Sandjaja	1	0
135	IKBI	PT Sumi Indo Kabel Tbk	Prasetyo, Utomo & co	Prasetyo, Sarwoko, & Sandjaja	0	0
136	SCCO	PT Supreme Cable Manufacturing Corforation (Sucaeco) Tbk	Drs. Syahril Nahar & co	Drs. Syahril Nahar & co	1	1
137	VOKS	PT Voksel Electric Tbk	Prasetyo, Utomo & co	Hendrawinata & co	0	1
138	ASGR	PT Astra Graphia Tbk	Drs Hadi Susanto & co; Prasetyo, Utomo & co	Drs Hadi Susanto & co - pricewaterhouse coopers	0	0
139	MTDL	PT Metrodata Electronics Tbk	Prasetyo, Utomo & co	Prasetyo, Sarwoko, & Sandjaja	0	0
140	TRPK	PT Multi Agro Persada Tbk (2001)	Riza Andiek & Zanuddin	Riza Andiek & Zanuddin	1	1
141	MLPL	PT Multipolar Corporation Tbk	Prasetyo, Utomo & co	Prasetyo, Sarwoko, & Sandjaja	0	0
142	ACAP	PT Andhi Chandra Automotive Products Tbk	Prasetyo, Utomo & co	Prasetyo, Sarwoko, & Sandjaja	0	0
143	ASLI	PT Astra Internasional Tbk	Prasetyo, Utomo & co	KAP Hadi Sutanto & co	0	0
144	AUTO	PT Astra Otoparts Tbk	Prasetyo, Utomo & Co	Hans Tuanakotta & Mustofa (member of Deloitte Touche Tohmatsu)	0	0
145	BRAM	PT Branta Mulia Tbk	Siddharta Siddharta & Harsono	Siddharta Siddharta & Harsono	0	0
146	GJTL	PT Gajah Tunggal Tbk	Hans Tuanakotta & Mustofa	Hans Tuanakotta & Mustofa	0	0
147	GDYR	PT Goodyear Indonesia Tbk	Prasetyo, Utomo & Co	Prasetyo Sarwoko & Sandjaja	0	0
148	ADMG	PT GT Petrochem Industries Tbk	Hans Tuanakotta & Mustofa	Hans Tuanakotta & Mustofa	0	0
149	HEXA	PT Hexindo Adiperkasa Tbk	Prasetyo, Utomo & Co	Prasetyo Sarwoko & Sandjaja	0	0
150	IMAS	PT Indomobil Sukses Internasional Tbk	Prasetyo, Utomo & Co	Prasetyo Sarwoko & Sandjaja	0	0
151	INDS	PT Indospring Tbk	Supoyo, Eddy & Partner	Supoyo Eddy & Co	1	1
152	INTA	PT Intraco Penta Tbk	Hans Tuanakotta & Mustofa	Hans Tuanakotta & Mustofa	0	0
153	LPIN	PT Multi Prima Sejahtera Tbk	Prasetyo, Utomo & Co	Prasetyo Sarwoko & Sandjaja	0	0
154	NIPS	PT Nipress Tbk	Drs. M. Isjawara	Drs M Isjawara	1	1
155	PRAS	PT Prima Alloy Steel Tbk	Prasetyo, Utomo & Co	Drs Adi Wirawan & Rekan	0	1
156	SMSM	PT Selamat Sempurna Tbk	Prasetyo, Utomo & Co	Prasetyo Sarwoko & Sandjaja	0	0
157	SUGI	PT Sugi Samapersada Tbk (2001)	Drs. Johan, Malonda & Co	Drs Johan Malonda & Co	1	1
158	TURI	PT Tunas Ridean Tbk	Drs. Hadi Sutanto & Co	Drs Hadi Sutanto & Co	0	0
159	UNTR	PT United Tractors Tbk	Prasetyo, Utomo & Co	Drs Hadi Sutanto & Co	0	0

No	Kode	Nama Perusahaan	Nama auditor tahun 2001	Nama auditor tahun 2002	Reputasi audit tahun 2001	Reputasi audit tahun 2002
160	INTD	PT Inter Delta Tbk	Praseio, Utomo & Co	Drs. Johan Malonda & Co	0	1
161	MDRN	PT Modern Photo Film Company Tbk	Praseio, Utomo & Co	Praseio Sarwoko & Sandjaja	0	0
162	KONI	PT Perdana Bangun Pustaka Tbk	Praseio, Utomo & Co	Praseio Sarwoko & Sandjaja	0	0
163	BYSP	PT Bayer Indonesia Tbk	Praseio, Utomo & Co	Praseio Sarwoko & Sandjaja	0	0
164	SQBI	PT Bristol-Myers Squibb Indonesia Tbk (2001)	Drs. Hadi Sutanto & Co	Drs. Hadi Sutanto & Co	0	0
165	DNKS	PT Dankos Laboratories Tbk	Praseio, Utomo & Co	Praseio Sarwoko & Sandjaja	0	0
166	DVLA	PT Darya-Varia Laboratoria Tbk	Drs. Hadi Sutanto & Co	Praseio Sarwoko & Sandjaja	0	0
167	INAF	PT Indofarma (Persero) Tbk	Hans Tuanakotta & Mustofa	Hans Tuanakotta & Mustofa	0	0
168	KLBF	PT Kalbe Farma Tbk	Praseio, Utomo & Co	Praseio Sarwoko & Sandjaja	0	0
169	KAEF	PT Kimia Farma (Persero) Tbk	Hans Tuanakotta & Mustofa	Praseio Sarwoko & Sandjaja	0	0
170	MERK	PT Merck Tbk	KPMG Hanadi Sudjiendro & Co	Sidharta Sidharta & Widjiaya	1	0
171	PYFA	PT Pyridam Farma Tbk (2001)	Praseio, Utomo & Co	Doli, Bambang & Sudarmadji	0	1
172	SCPI	PT Schering-plough Indonesia Tbk	Praseio, Utomo & Co	Praseio Sarwoko & Sandjaja	0	0
173	TSPC	PT Tempo Scan Pacific Tbk	Praseio, Utomo & Co	Praseio Sarwoko & Sandjaja	0	0
174	TCID	PT Mandom Indonesia Tbk	Drs. Hadi Sutanto & Co	Drs. Hadi Sutanto & Co	0	0
175	MRAT	PT Mustika Ratu Tbk	Praseio, Utomo & Co	Praseio Sarwoko & Sandjaja	0	0
176	UNVR	PT Unilever Indonesia Tbk	Drs. Hadi Sutanto & Co	Drs. Hadi Sutanto & Co	0	0
177	BLTA	PT Berlian Laju Tanker bk	Hans Tuanakotta & Mustofa	Hans Tuanakotta & Mustofa	0	0
178	CMPP	PT Centris Multi Persada Pratama Tbk	Praseio, Utomo & Co	Praseio Sarwoko & Sandjaja	0	0
179	HITS	PT Humpuss Intermoda Transportasi Tbk	Hadi Sutanto & Co	Praseio Sarwoko & Sandjaja	0	0
180	MIRA	PT Mitra Rajasa Tbk	Drs. Johan, Malonda & Co	Drs. Johan Malonda & Co	1	1
181	RIGS	PT Rig Tenders Tbk	Hans Tuanakotta & Mustofa	Hans Tuanakotta & Mustofa	0	0
182	SMDR	PT Samudera Indonesia Tbk	Praseio, Utomo & Co	Praseio Sarwoko & Sandjaja	0	0
183	SAFE	PT Steady Safe Tbk	Praseio, Utomo & Co	Praseio Sarwoko & Sandjaja	0	0
184	ZBRA	PT Zebra Nusantara Tbk	Praseio, Utomo & Co	Praseio Sarwoko & Sandjaja	0	0
185	ISAT	PT Indonesian Satellite Corporation (Persero) Tbk	Praseio, Utomo & Co	Praseio Sarwoko & Sandjaja	0	0
186	TLKM	PT Telekomunikasi Indonesia (Persero) Tbk	Praseio, Utomo & Co	Eddy Pianto - Grand Thornton	0	1
187	AIMS	PT Akbar Indo Makmur Stimec Tbk	Drs. Joseph Susilo	Drs. HA. Rodi Karta Mujia, AK., MM	1	1
188	ALFA	PT Alfa Retailindo Tbk	Praseio, Utomo & Co	Praseio Sarwoko & Sandjaja	0	0
189	TMPI	PT Artha Graha Investama Sentral Tbk	Hans Tuanakotta & Mustofa	Amir Abadi Jusuf & Aryanto	0	1
190	RMBA	PT Benteol Internasional Investama Tbk	Drs. Johan, Malonda & Co	Hans Tuanakotta & Mustofa	1	0
191	EPMT	PT Enseval Putra Megatrading Tbk	Hans Tuanakotta & Mustofa	Hans Tuanakotta & Mustofa	0	0
192	HERO	PT Hero Supermarket Tbk	Praseio, Utomo & Co	Drs. Hadi Sutanto & Co	0	0
193	MPPA	PT Matahari Putra Prima Tbk	Praseio, Utomo & Co	Praseio, Sarwoko & Sanjaya	0	0
194	META	PT Metamedia Technologies Tbk	Drs. Johan, Malonda & Co	Drs. Johan, Malonda & Co.	1	1
195	SDPC	PT Millenium Pharmacon International Tbk	Praseio, Utomo & Co	Hans Tuanakotta & Mustofa	0	0
196	RALS	PT Ramayana Lestari Sentosa Tbk	Praseio, Utomo & Co	Praseio, Sarwoko & Sanjaya	0	0
197	RIMO	PT Rimo Catur Lestari Tbk	Praseio, Utomo & Co	Doli, Bambang & Sudarmadji	0	1
198	TGKA	PT Tigaraksa Satria Tbk	Drs. Hans Tuanakotta & Mustofa	Drs. Hans Tuanakotta & Mustofa	0	0
199	TKGA	PT Toko Gunung Agung Tbk	Hans Tuanakotta & Mustofa	Hans Tuanakotta & Mustofa (anggota dari Deloitte Tauche Tohmatsu)	0	0
200	WICO	PT Wicaksana Overseas International Tbk	Praseio, Utomo & Co	Drs. Hadi Sutanto & Rekan	0	0

No	Kode	Nama Perusahaan	Nama auditor tahun 2001	Nama auditor tahun 2002	Reputasi audit tahun 2001	Reputasi audit tahun 2002
201	BBLD	PT BBL Danatama Finance Tbk	ERNST & YOUNG Hanadi, Sarwoko & Sandjaja	Ernst & Young Prasetio, Sarwoko & Sandjaja	0	0
202	BFIN	PT BFI Finance Indonesia Tbk	Prasetio, Utomo & Co	Prasetio, Sarwoko & Sandjaja	0	0
203	CFIN	PT Cijpan Finance Indonesia Tbk	Hans Tuanakotta & Mustofa	Dra. Thomas, Trisno, Hendang & Co	0	1
204	DEFI	PT Danasupra Erapacific Tbk	Drs. Johan, Malonda & Co	Dra. S. Grisaida & Co	1	1
205	GSMF	PT Equity Development Investment Tbk	Prasetio, Utomo & Co	Prasetio, Sarwoko & Sandjaja	1	1
206	INCF	PT Indocitra Finance Tbk	Drs. Bismar Sitanggang	Drs. Berlin Nadeak, AK	1	1
207	LPPF	PT Pacific Utama (d/h Lippo Pacific) Tbk	Prasetio, Utomo & Co	Prasetio, Sarwoko & Sandjaja	0	0
208	SMMA	PT Sinar Mas Multiartha Tbk	KAP Hans Tuanakotta & Mustofa	Drs. Dedy Muliadi & Co	0	1
209	MITI	PT Swani Trinitra Tbk	Amir Abadi Jusuf & Aryanto	Drs. Johan Malonda & Co	1	1
210	AKSI	PT Asia Kapitalindo Securities Tbk	Prasetio, Utomo & Co	Prasetio, Sarwoko & Sandjaja	0	0
211	BCAP	PT Bhakti Capital Indonesia Tbk	Amir Abadi Jusuf & Aryanto	Amir Abadi Jusuf & Aryanto	1	1
212	BHIT	PT Bhakti Investama Tbk	Prasetio, Utomo & Co	Prasetio, Sarwoko & Sandjaja	0	0
213	LPPS	PT Lippo Securities Tbk	Prasetio, Utomo & Co	Prasetio, Sarwoko & Sandjaja	0	1
214	MKDO	PT Makindo Tbk	Prasetio, Utomo & Co	Leonard, Mulia & Richard	0	1
215	PANS	PT Panin Securities Tbk	Doli, Bambang & Sudarmadji	Doli, Bambang & Sudarmadji	1	1
216	TRIM	PT Trimegah Securities Tbk	Ernst & Young Hanadi, Sarwoko & Sandjaja	Prasetio, Sarwoko & Sandjaja	0	0
217	UNIT	PT United Capital Indonesia Tbk (2000)	Doli, Bambang & Sudarmadji	Doli, Bambang & Sudarmadji	1	1
218	ELTY	PT Bakrieland Development Tbk	Drs. Hadi Sutanto & Co	Drs. Hadi Sutanto & Co	0	0
219	BIPP	PT Bhujanatala Indah Permai Tbk	Prasetio, Utomo & Co	Drs. Johan, Malonda & Rekan	0	1
220	BMSR	PT Bintang Mitra Semestarya Tbk	Prasetio, Utomo & Co	Drs. Johan, Malonda & Rekan	0	1
221	CKRA	PT Ciptojaya Kontrindoreksa Tbk	Prasetio, Utomo & Co	Drs. Johan, Malonda & Rekan	0	1
222	CTRA	PT Ciputra Development Tbk	Prasetio, Utomo & Co	Amir Abadi Jusuf & Aryanto	0	1
223	CTRS	PT Ciputra Surya Tbk	Prasetio, Utomo & Co	Prasetio, Sarwoko & Sandjaja	0	0
224	DILD	PT Dharmala Intiland Tbk	Hans Tuanakotta & Mustofa	Hans Tuanakotta & Mustofa	0	0
225	DART	PT Duta Anggada Realty Tbk	Prasetio, Utomo & Co	Prasetio, Sarwoko & Sandjaja	0	0
226	DUTI	PT Duta Peritwi Tbk	Hans Tuanakotta & Mustofa	Drs. Dedy Muliadi & Rekan	0	1
227	GMTD	PT Gowa Makassar Tourism Development Tbk	Prasetio, Utomo & Co	Prasetio, Sarwoko & Sandjaja	0	0
228	OMRE	PT Indonesia Prima Property Tbk	Hans Tuanakotta & Mustofa	Hans Tuanakotta & Mustofa	0	0
229	JAKA	PT Jaka Artha Graha Tbk	Drs. Berlin Nadeak	Drs. Berlin Nadeak	1	1
230	JIHD	PT Jakarta International Hotel & Development Tbk	Prasetio, Sarwoko & Sandjaja	Drs. Dedy Muliadi & Co	0	1
231	JSPT	PT Jakarta Setiabudi Internasional Tbk	Hans Tuanakotta & Mustofa	Prasetio, Sarwoko & Sandjaja	0	0
232	JRPT	PT Jaya Real Property Tbk	Prasetio, Utomo & Co	Prasetio, Sarwoko & Sandjaja	0	0
233	KARK	PT Karka Yasa Prifilia Tbk	HLB Hadori and Co	HLB Hadori and Co	1	1
234	KIJA	PT Kawasan Industri Jababeka Tbk	Prasetio, Utomo & Co	Prasetio, Sarwoko & Sandjaja	0	0
235	KPIG	PT Krida Perdana Indahgraha Tbk	HLB Hadori and Co	HLB Hadori and Co	1	1
236	LAMI	PT Lamicitra Nusantara Tbk	Hans Tuanakotta & Mustofa	Drs. Adi Wirawan & Rekan	0	1
237	LPCK	PT Lippo Cikarang Tbk	Prasetio, Utomo & Co	Amir Abadi Jusuf & Aryanto	0	1
238	LPKR	PT Lippo Karawaci Tbk	Prasetio, Utomo & Co	Amir Abadi Jusuf & Aryanto	0	1
239	LPLD	PT Lippo Land Development Tbk	Prasetio, Utomo & Co	Prasetio, Sarwoko & Sandjaja	0	0
240	MAMI	PT Mas Murni Indonesia Tbk	Prasetio, Utomo & Co	Prasetio, Sarwoko & Sandjaja	0	0
241	MTSM	PT Metro Supermarket Realty Tbk	Drs. Teguh Pribadi	Drs. Teguh Pribadi	1	1
242	MDLN	PT Modernland Realty Tbk	Prasetio, Utomo & Co	Prasetio, Sarwoko & Sandjaja	0	0

No	Kode	Nama Perusahaan	Nama auditor tahun 2001	Nama auditor tahun 2002	Reputasi audit tahun 2001	Reputasi audit tahun 2002
243	MLND	PT Mujaliland Tbk	Hans Tuanakotta & Mustofa	Hans Tuanakotta & Mustofa	0	0
244	PWON	PT Pakuwon Jati Tbk	Hans Tuanakotta & Mustofa	Hans Tuanakotta & Mustofa	0	0
245	PWSI	PT Panca Wiratama Sakti Tbk	Drs. Sujipto & Co	Drs. Heroe, Pramono & Co	1	1
246	PNSE	PT Pudjadi & Sons Estate Tbk	Hans Tuanakotta & Mustofa	Hans Tuanakotta & Mustofa	0	0
247	PUDP	PT Pudjadi Prestige Limited Tbk	Amir Abadi Jusuf & Co	Amir Abadi Jusuf & Aryanto	1	1
248	PTRA	PT Putra Surya Perkasa Tbk	Hasnil, M. Yasin & Co	Hasnil, M. Yasin & Co.	1	1
249	RBMS	PT Ristia Bintang Mahkotasejati Tbk	Prasefio, Utomo & Co	Drs. Johan, Malonda & Co.	0	0
250	RODA	PT Roda Panggon Harapan Tbk (2001)	Drs. Johan, Malonda & Co	Drs. Johan, Malonda & Co	1	1
251	SMRA	PT Summarecon Agung Tbk	Hanadi Sudjendro & Co	Hendrawinata & Rekan	1	1
252	SSIA	PT Surya Semesta Internusa Tbk	Hans Tuanakotta & Mustofa	Hans Tuanakotta & Mustofa	0	0
253	SIIP	PT Suryainiti Permata Tbk	Hans Tuanakotta & Mustofa	Hans Tuanakotta & Mustofa	0	0
254	SMDM	PT Suryamas Duta Makmur Tbk	Hans Tuanakotta & Mustofa	Hans Tuanakotta & Mustofa	0	0
255	ANTA	PT Anta Express Tour & Travel Service Tbk (2000)	Drs. Trisno, Thomas Iguna & Co	Drs. Trisno, Thomas Iguna & Co	1	1
256	HPSB	PT Aryaduta Hotels Tbk	Prasefio, Utomo & Co	Prasefio, Sarwoko & Sandjaja	0	0
257	BAYU	PT Bayu Buana Tbk	Amir Abadi Jusuf & Co	Amir Abadi Jusuf & Aryanto	1	1
258	SHID	PT Hotel Sahid Jaya International Tbk	Hadori, Soejatna & Co	Ishak, Saleh, Soewondo & Co.	1	1
259	PANR	PT Panorama Sentrawisata Tbk (2000)	Hans Tuanakotta & Mustofa	Hans Tuanakotta & Mustofa	0	0
260	PLIN	PT Plaza Indonesia Realty Tbk	Hans Tuanakotta & Mustofa	Hans Tuanakotta & Mustofa	0	0
261	SONA	PT Sona Topas Tourism Industry Tbk	Hans Tuanakotta & Mustofa	Hans Tuanakotta & Mustofa	0	0
262	BNBR	PT Bakrie & Brothers Tbk	Prasefio, Utomo & Co	Eddy Pianto	0	1
263	BMTR	PT Bimantara Citra Tbk	Hans Tuanakotta & Mustofa	Hans Tuanakotta & Mustofa	0	0
264	ABBA	PT Abdi Bangsa Tbk (2000)	Doli, Bambang & Sudamadji	Doli, Bambang & Sudamadji	0	0
265	ASIA	PT Asiana International (d/h Asiana Multikreas) Tbk	Hans Tuanakotta & Mustofa	Amir Abadi Jusuf & Aryanto	0	1
266	CENT	PT Centrin Online Tbk (2000)	Rasin, Ichwan & Co	Rasin, Ichwan & Co	1	1
267	CITA	PT Cipta Panelutama Tbk (2000)	Amir Abadi Jusuf & Aryanto	Amir Abadi Jusuf & Aryanto	1	1
268	CMNP	PT Citra Marga Nusaphala Persada Tbk	Prasefio, Utomo & Co	Prasefio, Sarwoko & Sandjaja	0	0
269	DNET	PT Dyiacom Intrabumi Tbk	Drs. Johan Malonda & Co	Drs. Johan, Malonda & Co	1	1
270	FORU	PT Fortune Indonesia Tbk (2000)	Prasefio, Sarwoko & Sandjaja	Prasefio, Sarwoko & Sandjaja	0	0
271	INDX	PT Indoexchange Dotcom Tbk	Amir Abadi Jusuf & Aryanto	Doli, Bambang & Sudarmadji	1	1
272	IDSR	PT Indosiar Visual Mandiri Tbk	Prasefio, Utomo & Co	Prasefio, Sarwoko & Sandjaja	0	0
273	IATG	PT Infoasia Teknologi Global Tbk (2000)	Hans Tuanakotta & Mustofa	Hans Tuanakotta & Mustofa	0	0
274	ITTG	PT Integrasi Teknologi Tbk (2000)	Eddy Pianto	Eddy Pianto	1	1
275	JTPE	PT Jasindo Tiga Perkasa Tbk (2000)	Doli, Bambang & Sudarmadji	Doli, Bambang & Sudarmadji	1	1
276	KOPI	PT Koptime Dot Com Tbk	Murni & Bakhtiar	Murni & Bakhtiar	1	1
277	LMAS	PT Limas Stokhormindo Tbk (2000)	Hans Tuanakotta & Mustofa	Hendrawinata & Co	0	1
278	LPLI	PT Lippo E-Net Tbk	Prasefio, Utomo & Co	Prasefio, Sarwoko & Sandjaja	0	0
279	BGMT	PT Siloam Health Care Tbk	Prasefio, Utomo & Co	Prasefio, Sarwoko & Sandjaja	0	0
280	TMPO	PT Tempo Inti Media Tbk	Prasefio, Utomo & Co	Prasefio, Sarwoko & Sandjaja	0	0

No	Kode	Nama Perusahaan	Total liabilities tahun 2001	Total liabilities tahun 2002	Total equitas tahun 2001	Total equitas tahun 2002	DER tahun 2001	DER tahun 2002
1	ADFO	PT Adindo Foresta Indonesia Tbk	104379	78463	-2949	30724	-35,39471007	2,553801588
2	ATPK	PT Anugrah Tambak Perkasindo Tbk (2000)	3435	3819	5721	94410	0,060030408	0,040451223
3	AALI	PT Astra Agro Lestari Terbuka Tbk	1326070	1262760	1050951	1306936	1,261780996	0,966198804
4	BASP	PT Bahera Adimina Samudra Tbk	249807	216004	264514	300295	0,944399918	0,719306016
5	UNSP	PT Bakrie Sumatra Plantations Tbk	967009	838363	-57001	18954	-16,96477255	44,2314551
6	DSFI	PT Dharma Samudra Fishing Industries Tbk	83659	88151	146651	140695	0,570463209	0,626539678
7	LSIP	PT PP London Sumatra Indonesia Tbk	2110501	1897284	-711850	-211203	-2,964811407	-8,98322467
8	CPPR	PT Central Proteina Prima Tbk	3375692	2916081	96815	620487	34,86744823	4,699664941
9	CPIN	PT Charoen Pokphand Indonesia Tbk	1219549	1148783	778205	895604	1,567130769	1,282690787
10	CPDW	PT Cipendawa Agroindustri Tbk	117676	121115	-42927	-41194	-2,741305006	-2,940112638
11	FISH	PT Fishindo Kusuma Sejahtera Tbk (2001)	25545	60625	41803	54932	0,611080544	1,103637224
12	JPFA	PT Japfa Comfeed Indonesia Tbk	5670020	2607160	-2183706	355025	-2,596512534	7,343595521
13	MBAI	PT Multibreeder Adirama Indonesia Tbk	797678	563309	-234704	-38360	-3,398655328	-14,68480188
14	SHSA	PT Surya Hidup Satwa Tbk	4043984	4033430	238667	438387	16,94404337	9,200614982
15	WAPO	PT Wahana Phontix Mandiri Tbk	18410	38085	73266	75188	0,251276172	0,506530297
16	ALDI	PT Alter Abadi Tbk	787032	704083	-280037	-314955	-2,81045719	-2,235503485
17	ANTM	PT Aneka Tambang (Persero) Tbk	629579	542081	1919725	1939342	0,327952702	0,279518001
18	BUMI	PT Bumi Resources Tbk	3091201	2930129	468908	756828	6,592340075	3,871591696
19	CNKO	PT Central Korporindo Internasional Tbk (2000)	16002	4849	234881	235195	0,068128116	0,020616935
20	CTTH	PT Citatah Industri Marmer Tbk	582735	193894	-285370	91725	-2,04203315	2,113862088
21	INCO	PT International Nickel Indonesia (INCO) Tbk	5147085	3989158	7648534	6901497	0,672950529	0,578013437
22	MEDC	PT Medco Energi Corporation Tbk	1028169	2403019	4330768	4336795	0,237410316	0,554100205
23	TINS	PT Tambang Timah (Persero) Tbk	429135	452250	1492816	1488252	0,287466774	0,303879988
24	BUKK	PT Bukaka Teknik Utama Tbk	3491569	1431068	-1706068	-944476	-2,046559105	-1,515197845
25	PTR0	PT Petrosea Tbk	145076	133361	541210	559470	0,268058609	0,238370243
26	ADES	PT Ades Alfindo Putrasetia Tbk	127873	120040	79485	86877	1,60876895	1,381723586
27	AQUA	PT Aqua Golden Mississippi Tbk	348705	324629	164892	220765	2,114747835	1,470473128
28	AISA	PT Asia Intisela Tbk	264297	117560	-150481	-31226	-1,756347977	-3,764811375
29	CEKA	PT Cahaya Kalbar Tbk	87030	73430	217261	227012	0,400578107	0,323463077
30	DAVO	PT Davomas Abadi Tbk	299469	293166	465155	498631	0,643804753	0,587941785
31	DLTA	PT Delta Djakarta Tbk	89753	84453	256651	295084	0,349708359	0,286199862
32	FAST	PT Fast Food Indonesia Tbk	106266	107644	103995	136737	1,021837588	0,787233887
33	INDF	PT Indofood Sukses Makmur Tbk	9417521	11588818	3561581	3662698	2,644196777	3,164011338
34	MYOR	PT Mayora Indonesia Tbk	697468	589196	627522	743179	1,111463821	0,792804964
35	MLBI	PT Multi Bintang Indonesia Tbk	225850	192098	291925	282941	0,773657618	0,678933064
36	PTSP	PT Pioneerindo Gourmet International (D/H Putra Sejahtera Pioneerindo (CFC)) Tbk	118541	98322	16251	26659	7,294381884	3,688135339
37	PSDN	PT Prasdha Anekaniaga Tbk	1539585	1805427	-1065091	-1451870	-1,445496206	-1,243518359
38	SHDA	PT Sari Husada Tbk	116633	97981	679899	837539	0,171544597	0,116986791

No	Kode	Nama Perusahaan	Total liabilities tahun 2001	Total liabilities tahun 2002	Total equitas tahun 2001	Total equitas tahun 2002	DER tahun 2001	DER tahun 2002
39	SKLT	PT Sekar Laut Tbk	516239	467241	-388737	-346602	-1,327990389	-1,348062042
40	STTP	PT Siantar TOP Tbk	165009	201135	239051	269316	0,69026693	0,74683643
41	SIPD	PT Sierad Produce Tbk	1275719	1074586	38760	74781	32,91328689	14,36977307
42	SMAR	PT Sinar Mas Agro Resources and Technology Corporation (SMART) Tbk	4496591	3904713	-599753	-334627	-7,497404765	-11,66886218
43	SUBA	PT Suba Indah Tbk	215263	383976	525695	503385	0,409482685	0,762787926
44	TBLA	PT Tunas Baru Lampung Tbk	534971	542002	401666	479666	1,331880219	1,29957095
45	ULTJ	PT Ultra Jaya Milk Industry and Trading Company Tbk	463772	492338	506829	525735	0,915046298	0,936475601
46	BATI	PT BAT Indonesia Tbk	327675	291905	403211	404535	0,812663841	0,721581569
47	GGRM	PT Gudang Garam Tbk	5249932	5743002	8198192	9709701	0,540376805	0,59147053
48	HMSP	PT Hanjaya Mandala Sampoerna Tbk	5308973	4616181	4161567	5200893	1,275714893	0,887574692
49	ARGO	PT Argo Pantes Tbk	3269123	2277498	-557747	-123325	-5,861300912	-184,786856
50	ERTX	PT Eratex Djaya Limited Tbk	389075	345598	69908	73080	5,565528981	4,729036672
51	PAFI	PT Panasia Filament Inti Tbk	824788	654383	91899	126288	8,97493988	5,181672051
52	HDTX	PT Panasia Indosyntec Tbk	2133063	1708635	167242	276460	12,75434998	6,180405845
53	RDTX	PT Roda Vivatex Tbk	42529	48751	261201	252986	0,162820969	0,192702363
54	SSTM	PT Sunson Textile Manufacture Tbk	556508	530508	260760	280925	2,134177021	1,888432856
55	TFCO	PT Teijin Indonesia Fiber Corporation (Tifico) Tbk	1582594	1432362	1052993	858543	1,502948263	1,668363728
56	TEJA	PT Textile Manufacturing Company Jaya (Texmaco Jaya) Tbk	1787471	1872689	-626609	-794750	-2,852609841	-2,35632463
57	MYTX	PT Apac Citra Centertex Tbk	2704632	2816389	-24201	-129045	-111,7570348	-21,82485955
58	DOID	PT Daeyu Orchid Indonesia Tbk	8022	14808	31608	26048	0,253796507	0,568488943
59	ESTI	PT Ever Shine Textile Industry Tbk	349602	276119	391557	388816	0,892850849	0,710153389
60	FMII	PT Fortune Mate Indonesia Tbk	26914	28676	204676	194118	0,131495632	0,137421568
61	GRIV	PT Great River International Tbk	1751047	561583	-502767	425513	-3,482820074	1,319778714
62	MYRX	PT Hanson Industri Utama Tbk	746258	308099	-70443	348225	-10,59378505	0,884769905
63	INDR	PT Indo-rama Syntetics Tbk	3378232	2820089	2316725	2017659	1,458192923	1,397703477
64	KARW	PT Karwell Indonesia Tbk	425344	419025	74864	72799	5,681555888	5,755916977
65	GDWU	PT Kasogi Internasional Tbk	846839	817388	-645983	-658447	-1,310930783	-1,24138769
66	PBRX	PT Pan Brothers Tex Tbk	97438	67458	61090	73386	1,594990997	0,91922165
67	BIMA	PT Primarindo Asia Infrastructure Tbk	228673	224132	-46882	-125867	-4,877628941	-1,78070503
68	RICY	PT Ricky Putra Globalindo Tbk	278531	251053	14493	9713	19,21831229	25,84711212
69	RYAN	PT Ryane Adibusana Tbk (2001)	7992000	13639000	61954000	62425000	0,128998935	0,218486183
70	SRSN	PT Sarasa Nugraha Tbk	86561	87496	94739	78244	0,913678633	1,18245488
71	BATA	PT Sepatu Bata Tbk	81175	60931	141738	149150	0,572711623	0,408521623
72	SIMM	PT Surya Intrindo Makmur Tbk	136373	116359	122481	114915	1,113421674	1,01256681
73	BRPT	PT Barito Pasific Timber Tbk	7641692	4720518	-1121416	1348570	-6,814324033	3,500387818
74	DSUC	PT Daya Sakti Unggul Corporation Tbk	306055	282009	81982	110028	3,733197531	2,563065765
75	SULI	PT Sumalindo Lestari Jaya Tbk	1741490	1719216	-133931	-277298	-13,00288955	-6,199886043
76	SUDI	PT Surya Dumai Industri Tbk	1984716	2135573	-532727	-756242	-3,725578017	-2,823928055
77	TIRT	PT Tirta Mahakam Plywood Industry Tbk	21277	276704	119075	126682	1,824707117	2,184240855
78	FASW	PT Fajar Surya Wisesa Tbk	1984601	1707002	836461	1013952	2,372616297	1,683513618
79	INKP	PT Indah Kiat Pulp & Paper Corporation Tbk	35460295	32146679	22814916	17163802	1,554259284	1,872946274
80	TKIM	PT Pabrik Kertas Tjiwi Kimia Tbk	17452556	14975622	5163749	4019286	3,379822683	3,725940876

No	Kode	Nama Perusahaan	Total liabilities tahun 2001	Total liabilities tahun 2002	Total equitas tahun 2001	Total equitas tahun 2002	DER tahun 2001	DER tahun 2002
81	SPMA	PT Supatma Tbk	768708	832711	267977	210551	2,868559615	3,954913536
82	SAIP	PT Surabaya Agung Industry Pulp & Kertas Tbk	4053844	3820522	-1364365	-1339331	-2,971231305	-2,852559972
83	AKRA	PT Aneka Kimia Raya Tbk	240176	189743	383613	425089	0,626089314	0,446360644
84	BUDI	PT Budi Acid Jaya Tbk	869764	792694	133229	139206	6,528338425	5,694395357
85	CLPI	PT Colopak Indonesia Tbk (2001)	9670	8474	39231	45278	0,246488746	0,18715491
86	ETWA	PT Eterindo Wahanatama Tbk	3579324	3267985	-318159	-339644	-11,25011079	-9,621795174
87	L.TLS	PT Lautan Luas Tbk	372906	505587	389915	396699	0,956377672	1,274485189
88	POLY	PT Polysindo Eka Perkasa Tbk	17685219	16110144	-8126575	-7651069	-2,176220486	-2,105606942
89	SOBI	PT Sorini Corporation Tbk	343876	268131	223293	249464	1,540021407	1,074828432
90	UNIC	PT Unggul Indah Cahaya Tbk	1407125	1068986	804336	786544	1,74942437	1,359092435
91	DPNS	PT Duta Pertiwi Nusantara Tbk	21231	15714	110388	109890	0,192330688	0,142997543
92	EKAD	PT Ekadharma Tape Industries Tbk	13187	9921	46523	48570	0,283451196	0,20426189
93	INCI	PT Intanjaya Internasional Tbk	22296	25417	140009	138643	0,159246906	0,183326962
94	KKGI	PT Kurnia Kapuas Utama Glue Industries Tbk	138194	129890	142008	140226	0,973142358	0,926290417
95	AKPI	PT Argha Karya Prima Industry Tbk	2382653	1769507	-579002	-197835	-4,115103229	-8,944357672
96	AMFG	PT Asahimas Flat Glass Co.Ltd.Tbk	1106287	778867	539414	725817	2,050905242	1,073090049
97	APLI	PT Asiaplast Industries Tbk	75661	135908	158039	146310	0,478116161	0,928904381
98	BRNA	PT Berlina Tbk	98817	116487	112846	142824	0,87568013	0,815598219
99	DYNA	PT Dynaplast Tbk	229496	208069	251203	318719	0,913887815	0,652828981
100	FPNI	PT Fatrapolindo Nusa Industri Tbk (2001)	103103	66728	127858	173566	0,806386773	0,384453176
101	IGAR	PT Igarjaya Tbk	145459	115614	105021	121962	1,3850468	0,947951001
102	LMPI	PT Langgeng Makmur Plastik Industry Tbk	455039	451476	70881	52836	6,419759879	8,54485578
103	LAPD	PT Lapindo Internasional Tbk	10229	10900	22641	24413	0,451790999	0,446483431
104	PLAS	PT Piaspack Prima Industry Tbk	11435	45744	36205	37229	0,315840354	1,228719547
105	SIMA	PT Swani Makmur Tbk	12705	12790	66439	67041	0,191228044	0,190778777
106	SMPL	PT Summiplast Inter Benua Tbk	91844	52849	114018	111315	0,905521935	0,474769797
107	TRST	PT Trias Sentosa Tbk	1135649	902970	399228	619387	2,844612602	1,457844611
108	UGAR	PT Wahana Jaya Perkasa Tbk	1735274	918041	113498	564265	15,28902712	1,626967825
109	INTP	PT Indocement Tunggul Perkasa Tbk	9166932	7656410	2763088	3808395	3,317640263	2,010403333
110	SMCB	PT Semen Cibinong Tbk	5966313	5205296	5748	2508495	1037,980689	2,075067321
111	SMGR	PT Semen Gresik (Persero) Tbk (tidak wajar)	5601461	3667590	3161614	3271648	1,771709323	1,121022188
112	ALKA	PT Alakasa Industrindo Tbk	298503	34389	-160375	51066	-1,861281372	0,673422623
113	ALMI	PT Alumindo Light Metal Industry Tbk	688063	629681	360995	346461	1,906018089	1,817465747
114	BTON	PT Betonjaya Manunggal Tbk	13061	3336	19864	21788	0,657521144	0,153111805
115	CTBN	PT Citra Tubindo Tbk	88223	130920	626792	533032	0,140753232	0,245613772
116	INAL	PT Indal Aluminium Industri Tbk	168870	201955	98223	98599	1,719251092	2,048245925
117	JKSW	PT Jakarta Kyoel Steel Works Ltd Tbk	852544	901684	-386617	-366668	-2,205138419	-2,45912924
118	JPRS	PT Jaya Pari Steel Tbk	42223	59811	51756	67620	0,815808795	0,884516415
119	LMSH	PT Lion Mesh Prima Tbk	29493	23605	9769	11248	3,01903982	2,098595306
120	LION	PT Lion Metal Works Tbk	14348	13757	85751	94506	0,167321664	0,145567477
121	PICO	PT Pelangi Indah Canindo Tbk	468729	427928	-182861	-155435	-2,563307649	-2,753099366

No	Kode	Nama Perusahaan	Total liabilities tahun 2001	Total liabilities tahun 2002	Total equitas tahun 2001	Total equitas tahun 2002	DER tahun 2001	DER tahun 2002
122	TBMS	PT Tembaga Mulia Sermanan Tbk	530377	460515	89524	108756	5,924411331	4,234387068
123	TIRA	PT Tira Austenite Tbk	47209	135999	60010	63564	0,786685552	2,139560128
124	KICI	PT Kedaung Indah Can Tbk	83480	76266	133462	126689	0,625496396	0,601993859
125	KDSI	PT Kedawang Setia Industrial Tbk	283399	286780	127251	123996	2,227086624	2,312816542
126	ARNA	PT Arwana Citramulia Tbk	154763	134613	66332	111918	2,33315745	1,202782394
127	IKAI	PT Intikramik Alamasri Industri Tbk	1076608	680244	-152929	131944	-7,039920486	5,15555084
128	KIAS	PT Keramika Indonesia Asosiasi Tbk	2510771	2368911	-1280870	-1303176	-1,960207515	-1,81779821
129	MLIA	PT Mulia Industrindo Tbk	5932432	5345450	-1369748	-1058203	-4,331038994	-5,051440981
130	TOTO	PT Surya Toto Indonesia Tbk	487009	444106	38594	107468	12,61877494	4,132448729
131	TPEN	PT Texmaco Perkasa Engineering Tbk	5459724	2165546	-1031035	479856	-5,295381825	4,512908039
132	KBLI	PT GT Kabel Indonesia Tbk	1721098	341003	-777604	113798	-2,213334808	2,996564087
133	JECC	PT Jemblo Cable Company Tbk	240055	239178	60779	65080	3,94963721	3,675138291
134	KBLM	PT Kabelindo Murni Tbk	44094	41338	224781	181948	0,196164267	0,227196781
135	IKBI	PT Sumi Indo Kabel Tbk	66177	85508	328866	319048	0,202459112	0,268009829
136	SCCO	PT Supreme Cable Manufacturing Corporation (Sucaco) Tbk	281862	180989	199222	254389	1,414813625	0,711465511
137	VOKS	PT Voksel Electric Tbk	543438	480720	-94792	-83271	-5,732952148	-5,772958173
138	ASGR	PT Astra Graphia Tbk	593659	403639	243978	319042	2,43324808	1,265786323
139	MTDL	PT Metrodata Electronics Tbk	227187	235855	310332	216624	0,732077259	1,088775944
140	TRPK	PT Multi Agro Persada Tbk (2001)	38002	53304	79290	91376	0,479278598	0,583347925
141	MLPL	PT Multipolar Corporation Tbk	587269	726099	1028939	1046287	0,571863567	0,693976892
142	ACAP	PT Andhi Chandra Automotive Products Tbk	15512	19449	121653	117014	0,127510213	0,166210881
143	ASII	PT Astra Internasional Tbk	24006720	19687044	2566826	6498561	9,352686937	3,029446673
144	AUTO	PT Astra Otoparts Tbk	938458	784417	829410	1047092	1,131476592	0,749138567
145	BRAM	PT Branta Mulia Tbk	1333144	1077231	476429	564215	2,798200781	1,909256223
146	GJTL	PT Gajah Tunggal Tbk	18523380	11985818	-3392543	458346	-5,460028067	26,15015294
147	GDYR	PT Goodyear Indonesia Tbk	131349	115288	258725	270260	0,507678037	0,42658181
148	ADMG	PT GT Petrochem Industries Tbk	1071892	7798613	-3260646	-1161114	-3,287260255	-6,716492093
149	HEXA	PT Hexindo Adiperkasa Tbk	415257	461046	153875	177738	2,69866645	2,593964149
150	IMAS	PT Indomobil Sukses Internasional Tbk	3211807	2002290	-636682	300397	-5,044601544	6,665479349
151	INDS	PT Indospring Tbk	240093	213981	37503	68397	6,401967843	3,128514409
152	INTA	PT Intraco Penta Tbk	600037	542772	113513	127784	5,286064151	4,247574031
153	LPIN	PT Multi Prima Sejahtera Tbk	53085	46100	13285	78650	3,994354555	0,586141132
154	NIPS	PT Nipress Tbk	105919	92986	4130	12102	25,64624697	7,683523385
155	PRAS	PT Prima Alloy Steel Tbk	501128	252894	27325	50208	18,33954254	5,036926386
156	SMSM	PT Selamat Sempurna Tbk	235919	235519	331125	348119	0,712477161	0,678547388
157	SUGI	PT Sugi Samapersada Tbk (2001)	22083	14351	31385	43659	0,703616377	0,328706567
158	TURI	PT Tunas Ridean Tbk	750392	690418	362678	420848	2,069030931	1,640540052
159	UNTR	PT United Tractors Tbk	5649212	4998625	814974	1097809	6,931769602	4,553273839

No	Kode	Nama Perusahaan	Total liabilities tahun 2001	Total liabilities tahun 2002	Total equitas tahun 2001	Total equitas tahun 2002	DER tahun 2001	DER tahun 2002
160	INTD	PT Inter Deita Tbk	104238	106882	-47037	-66165	-2,21608521	-1,615385778
161	MDRN	PT Modern Photo Film Company Tbk	759813	796106	198832	221798	3,82138187	3,589329029
162	KONI	PT Perdana Bangun Pusaka Tbk	34926	37255	32385	26184	1,078462251	1,42281546
163	BYSP	PT Bayer Indonesia Tbk	332130	312763	205432	337070	1,616739359	0,927887382
164	SQBI	PT Bristol-Myers Squibb Indonesia Tbk (2001)	41617	44190	69062	88821	0,602603458	0,497517479
165	DNKS	PT Dankos Laboratories Tbk	367048	383222	201464	277227	1,821903665	1,379851437
166	DVLA	PT Danya-Varia.Laboratoria Tbk	216885	95837	163555	227085	1,326067684	0,422031398
167	INAF	PT IndoFarma (Persero) Tbk	300780	419592	510844	390436	0,588790316	1,074675491
168	KLBF	PT Kalbe Farma Tbk	1656542	1525619	220774	489918	7,503338255	3,114029287
169	KAEF	PT Kimia Farma (Persero) Tbk	449932	361248	701321	677297	0,641549305	0,533367193
170	MERK	PT Merck Tbk	35226	23093	127494	149243	0,276295355	0,154734225
171	PYFA	PT Pyridam Farma Tbk (2001)	11435	45744	36205	37229	0,315840354	1,228719547
172	SCPI	PT Schering-plough Indonesia Tbk	58045	58069	4235	3187	13,70602125	18,22058362
173	TSPC	PT Tempo Scan Pacific Tbk	393943	392963	1270581	1423573	0,309577272	0,276039936
174	TCID	PT Mandom Indonesia Tbk	92713	52536	264862	303471	0,350042664	0,173117036
175	MRAT	PT Mustika Ratu Tbk	45982	51389	249049	240160	0,184630334	0,213978181
176	UNVR	PT Unilever Indonesia Tbk	953826	1072105	1728199	2019748	0,551919079	0,53081127
177	BLTA	PT Berlian Laju Tanker bk	2208487	1593009	1081678	997899	2,041723138	1,596362959
178	CMPP	PT Centris Multi Persada Pratama Tbk	50780	105601	104337	105701	0,486692161	0,999053935
179	HITS	PT Humpuss Intermoda Transportasi Tbk	1999357	1533173	578734	634579	3,454708035	2,41604749
180	MIRA	PT Mitra Rajasa Tbk	93561	73318	34343	44954	2,724310631	1,630956088
181	RIGR	PT Rig Tenders Tbk	18739	22985	459389	440469	0,040791138	0,052183014
182	SMDR	PT Samudera Indonesia Tbk	1395605	1188013	940840	895497	1,483360614	1,326652127
183	SAFE	PT Steady Safe Tbk	2985817	262638	-2429180	12133	-1,229146049	21,6465837
184	ZBRA	PT Zebra Nusantara Tbk	34915	38788	44008	43216	0,793378477	0,897537949
185	ISAT	PT Indonesian Satellite Corporation (Persero) Tbk	1160897	11399063	10739703	10603402	1,080942089	1,075038275
186	TLKM	PT Telekomunikasi Indonesia (Persero) Tbk	23146705	26422984	9323575	15899183	2,482599754	1,661908288
187	AIMS	PT Akbar Indo Makmur Stimec Tbk	3959	2447	16112	16923	0,245717478	0,144596112
188	ALFA	PT Alfa Retailindo Tbk	300382	315181	290808	317179	1,032922065	0,993700718
189	TMPI	PT Artha Graha Investama Sentral Tbk	74389	112051	318033	320430	0,2339034	0,349689948
190	RMBA	PT Benteol Internasional Investama Tbk	1003836	976813	996443	1095089	1,007419391	0,891994167
191	EPMT	PT Enseval Putra Megatrading Tbk	767260	845484	128682	250902	5,962450071	3,369777842
192	HERO	PT Hero Supermarket Tbk	415429	514670	418768	448938	0,992026611	1,146416654
193	MPPA	PT Matahari Putra Prima Tbk	1022691	1640184	1709743	1671974	0,59815481	0,980986546
194	META	PT Metamedia Technologies Tbk	1399	250	19082	11608	0,073315166	0,021536871
195	SDPC	PT Millenium Pharmacon International Tbk	65411	71615	19112	36657	3,422509418	1,953651417
196	RALS	PT Ramayana Lestari Sentosa Tbk	1056712	952806	1175302	1338862	0,899098274	0,7111653628
197	RIMO	PT Rimo Catur Lestari Tbk	69160	68376	126331	112422	0,547450744	0,608208358
198	TGKA	PT Tigaraksa Satria Tbk	313717	385136	312729	337276	1,003159285	1,141901588
199	TKGA	PT Toko Gunung Agung Tbk	120086	137217	19282	8150	6,227880925	16,83644172
200	WICO	PT Wicaksana Overseas International Tbk	415183	514423	418768	448938	0,991439174	1,1458666467


No	Kode	Nama Perusahaan	Total liabilities tahun 2001	Total liabilities tahun 2002	Total equitas tahun 2001	Total equitas tahun 2002	DER tahun 2001	DER tahun 2002
201	BBLD	PT BBL Danatama Finance Tbk	1281559	1120024	-313696	-113184	-4,085353336	-9,895603619
202	BFIN	PT BFI Finance Indonesia Tbk	1233823	441958	-494910	492763	-2,493024994	0,896897697
203	CFIN	PT Cilpan Finance Indonesia Tbk	19695	49250	254283	261742	0,077453074	0,188162389
204	DEFI	PT Danasupra Erapacific Tbk	63817	61846	37985	40449	1,680057918	1,32898712
205	GSMF	PT Equity Development Investment Tbk	2275993	963616	-790452	212687	-2,879356368	4,530676534
206	INCF	PT Indocitra Finance Tbk	55437	52201	16038	13207	3,456603068	3,952525176
207	LPPF	PT Pacific Utama (d/h Lippo Pacific) Tbk	75763	78028	99369	10243	0,762441003	7,61769013
208	SMMMA	PT Sinar Mas Multiartha Tbk	644513	523558	147523	221606	4,368898409	2,362562385
209	MITI	PT Siwani Trimitra Tbk	218690	193770	102659	62139	2,13025648	3,118331483
210	AKSI	PT Asia Kapitalindo Securities Tbk	19799	8846	121845	122618	0,162493332	0,072142752
211	BCAP	PT Bhakti Capital Indonesia Tbk	21740	36112	178402	196522	0,12185962	0,183755508
212	BHIT	PT Bhakti Investama Tbk	390592	538474	558454	942457	0,699416604	0,571351266
213	LPPS	PT Lippo Securities Tbk	151571	159989	40054	-32380	3,784166375	-4,940982088
214	MKDO	PT Makindo Tbk	134250	146684	779122	817647	0,172309343	0,179397711
215	PANS	PT Panin Securities Tbk	25569	40924	86912	89850	0,294194127	0,455470228
216	TRIM	PT Trimegah Securities Tbk	67013	88704	218613	222219	0,306537123	0,399173788
217	UNIT	PT United Capital Indonesia Tbk (2000)	16271	18400	21159	45711	0,768987192	0,402528932
218	ELTY	PT Bakrieland Development Tbk	575038	518639	186345	198485	3,085878344	2,612988387
219	BIPP	PT Bhunatalia Indah Permai Tbk	1751074	1692236	-181514	-166558	-9,647046509	-10,16004035
220	BMSR	PT Bintang Mitra Semestarya Tbk	28674	27002	176842	177630	0,162144739	0,15201261
221	CKRA	PT Ciptojaya Kontindoreksa Tbk	3159	1066	47107	47178	0,067060097	0,022595277
222	CTRA	PT Ciputra Development Tbk	5965428	4244688	-1020530	72092	-5,845421497	58,87876602
223	CTRS	PT Ciputra Surya Tbk	501821	370601	629554	748358	0,79710557	0,495218866
224	DILD	PT Dharmala Intiland Tbk	2028256	1735737	-117061	-8992	-17,3264879	-193,03125
225	DART	PT Duta Anggada Realty Tbk	3500050	2834542	-1622172	-1321746	-2,157631866	-2,144543657
226	DUTI	PT Duta Peritwi Tbk	2410615	2025670	1263602	1545588	1,907732815	1,310614472
227	GMTD	PT Gowa Makassar Tourism Development Tbk	159860	157393	60620	62810	2,637083471	2,50585894
228	OMRE	PT Indonesia Prima Property Tbk	1298612	940488	-216773	-45393	-5,990653818	-20,71878924
229	JAKA	PT Jaka Artha Graha Tbk	17187	13883	139678	140610	0,123047294	0,098734087
230	JJHD	PT Jakarta Setiabudi Internasional Hotel & Development Tbk	3766735	3628757	940163	1055865	4,006470155	3,436762275
231	JSPT	PT Jakarta Setiabudi Internasional Tbk	2322280	1075245	-609205	724299	-3,811984472	1,484531941
232	JRPT	PT Jaya Real Property Tbk	701061	677033	677484	704633	1,034800822	0,960830674
233	KARK	PT Karka Yasa Prifilia Tbk	4211	16790	47395	48029	0,088849035	0,349580462
234	KIJA	PT Kawasan Industri Jababeka Tbk	4089799	983784	-1707581	807267	-2,395083454	1,218659997
235	KPIG	PT Krida Perdana Indahgraha Tbk	9208	4957	89608	90111	0,102758682	0,095009932
236	LAMI	PT Lamicitra Nusantara Tbk	45489	44750	157131	157451	0,289497298	0,284215407
237	LPOK	PT Lippo Cikarang Tbk	440099	670900	404545	406282	1,087886391	1,651316081
238	LPKR	PT Lippo Karawaci Tbk	1152485	1429039	126937	201317	9,079188889	7,098451696
239	LPLD	PT Lippo Land Development Tbk	572293	453955	-161688	-121695	-3,539489634	-3,730268294
240	MAMI	PT Mas Murni Indonesia Tbk	868761	829622	-337306	-305267	-2,575587152	-2,717693036
241	MTSM	PT Metro Supermarket Realty Tbk	81763	70733	49021	54361	1,667917831	1,301171796
242	MDLN	PT Modernland Realty Tbk	1467467	1522210	-136615	-221186	-10,74162427	-7,017668388

No	Kode	Nama Perusahaan	Total liabilities tahun 2001	Total liabilities tahun 2002	Total equitas tahun 2001	Total equitas tahun 2002	DER tahun 2001	DER tahun 2002
243	MIND	PT Mulialand Tbk	2822237	2306651	-173198	203066	-16,294885906	11,3591197
244	PWON	PT Pakuwon Jati Tbk	2721224	2635579	-989968	-842618	-2,748799961	-3,127845596
245	PWSI	PT Panca Wiratama Sakti Tbk	435878	464162	-117554	-137733	-3,707895946	-3,370012996
246	PNSE	PT Pudiadi & Sons Estate Tbk	148435	123764	40437	52279	3,670771818	2,367375045
247	PUDP	PT Pudiadi Prestige Limited Tbk	232324	162726	178995	184196	1,303019637	0,883439338
248	PTRA	PT Putra Surya Perkasa Tbk	4783571	3608062	-1865682	-1265790	-2,563979821	-2,850442806
249	RBMS	PT Ristia Bintang Mahkotasejati Tbk	65889	48156	157985	158306	0,417058582	0,304195672
250	RODA	PT Roda Panggon Harapan Tbk (2001)	20704	3698	74419	74215	0,278208522	0,049828202
251	SMRA	PT Summarecon Agung Tbk	359923	513474	360974	435915	0,997088433	1,177922301
252	SSIA	PT Surya Semesta Internusa Tbk	1247153	1177133	290597	354757	4,291692619	3,318138895
253	SIIP	PT Suryainti Permata Tbk	100418	96048	328367	328380	0,305810267	0,292490407
254	SMDM	PT Suryamas Duta Makmur Tbk	2524906	2248902	-351481	-320077	-7,183620167	-7,026128088
255	ANTA	PT Anta Express Tour & Travel Service Tbk (2000)	147315	106680	63747	63704	2,310932279	1,673831864
256	HPBS	PT Aryaduta Hotels Tbk	199731	185319	66122	78505	3,020643659	2,360601236
257	BAYU	PT Bayu Buana Tbk	125891	52947	61960	74679	2,031810846	0,708994496
258	SHID	PT Hotel Sahid Jaya International Tbk	708941	631160	76012	150553	9,326698416	4,192277803
259	PANR	PT Panorama Sentrawisata Tbk (2000)	66595	75679	123736	121302	0,538202302	0,623889136
260	PLIN	PT Plaza Indonesia Realty Tbk	1000481	918439	660705	812616	1,514262795	1,1302251
261	SONA	PT Sona Topas Tourism Industry Tbk	280094	232185	99644	118583	2,810946971	1,957995665
262	BNBR	PT Bakrie & Brothers Tbk	3286697	2845642	2433287	2356632	1,350723117	1,20750376
263	BMTR	PT Bimantara Citra Tbk	2385410	2333572	1401906	1675986	1,70154775	1,392357693
264	ABBA	PT Abdi Bangsa Tbk (2000)	13445	10167	36255	53364	0,370845401	0,1905217
265	ASIA	PT Asiana International (d/h Asiana Multikreasi) Tbk	82685	105568	-26161	37407	-3,160620771	2,822145588
266	CENT	PT Centrin Online Tbk (2000)	7121	9334	60550	64653	0,117605285	0,144370718
267	CITA	PT Cipta Panelutama Tbk (2000)	30857	33577	7717	18996	3,998574576	1,767582649
268	CMNP	PT Citra Marga Nusaphala Persada Tbk	953524	760149	374040	469463	2,549256764	1,619188307
269	DNET	PT Dnyacom Intrabumi Tbk	4667	4990	21238	18657	0,219747622	0,267459935
270	FORU	PT Fortune Indonesia Tbk (2000)	12034	17215	33694	60373	0,357155577	0,285144021
271	INDX	PT Indoexchange Dotcom Tbk	1798	745	33164	29306	0,054215414	0,025421415
272	IDSR	PT Indosiar Visual Mandiri Tbk	515921	492580	477735	669271	1,079931343	0,735994836
273	IATG	PT Infoasia Teknologi Global Tbk (2000)	27078	17584	99740	99909	0,271485863	0,17600016
274	ITTG	PT Integrasi Teknologi Tbk (2000)	9215	8348	18624	12719	0,494791667	0,656340907
275	JTPE	PT Jasinindo Tiga Perkasa Tbk (2000)	18848	14222	28526	53172	0,660730562	0,267471602
276	KOPI	PT Kopitime Dot Com Tbk	22619	26102	126092	56825	0,179384894	0,459340079
277	LMAS	PT Limas Stokhomindo Tbk (2000)	1585	2347	59349	51352	0,026706431	0,04570416
278	LPLI	PT Lippo E-Net Tbk	650510	650350	296201	28124	2,196177596	23,12437776
279	BGMT	PT Siloam Health Care Tbk	148566	197890	389407	372931	0,381518565	0,530634353
280	TMPO	PT Tempo Inti Media Tbk	22032	22022	19201	12331	1,147440237	1,785905442

Descriptives

Descriptive Statistics

	N	Minimum	Maximum	Mean	Std. Deviation
AUDELAY	474	11.0000	295.0000	82.7004	30.8900
TOTASS	474	11858.000	49310681	1838328.6	4560059.1596
LOG(TOTASS)	474	4.0740	7.6929	5.7415	.6580
INDUS	474	.0000	1.0000	.4536	.4984
LOSS	474	.0000	1.0000	.7447	.4365
NILOTA	474	-110.7760	588.5190	5.2816	35.0677
OPIN	474	.0000	1.0000	.0654	.2475
REPAUD	474	.0000	1.0000	.2764	.4477
LEV	474	-193.0313	1037.9807	2.5771	49.8583
Valid N (listwise)	474				



Frequency Table

Jenis Industri

		Frequency	Percent	Valid Percent	Cumulative Percent
Valid	Manufaktur	259	54.6	54.6	54.6
	Non Manufaktur	215	45.4	45.4	100.0
	Total	474	100.0	100.0	

Loss

		Frequency	Percent	Valid Percent	Cumulative Percent
Valid	Rugi	121	25.5	25.5	25.5
	Laba	353	74.5	74.5	100.0
	Total	474	100.0	100.0	

Pendapat Akuntan Publik

		Frequency	Percent	Valid Percent	Cumulative Percent
Valid	Unqualified	443	93.5	93.5	93.5
	Qualified	31	6.5	6.5	100.0
	Total	474	100.0	100.0	

Reputasi Auditor

		Frequency	Percent	Valid Percent	Cumulative Percent
Valid	Tinggi	343	72.4	72.4	72.4
	Tidak Tinggi	131	27.6	27.6	100.0
	Total	474	100.0	100.0	

Regression - 1

Variables Entered/Removed^b

Model	Variables Entered	Variables Removed	Method
1	LEV, REPAUD, OPIN, NILOTA, INDUS, LOG(TOTASS), LOSS ^a		Enter

a. All requested variables entered.

b. Dependent Variable: AUDELAY

Model Summary^b

Model	R	R Square	Adjusted R Square	Std. Error of the Estimate	Durbin-Watson
1	.274 ^a	.075	.061	29.9282	2.013

a. Predictors: (Constant), LEV, REPAUD, OPIN, NILOTA, INDUS, LOG(TOTASS), LOSS

b. Dependent Variable: AUDELAY

ANOVA^b

Model		Sum of Squares	df	Mean Square	F	Sig.
1	Regression	33937.920	7	4848.274	5.413	.000 ^a
	Residual	417393.54	466	895.694		
	Total	451331.46	473			

a. Predictors: (Constant), LEV, REPAUD, OPIN, NILOTA, INDUS, LOG(TOTASS), LOSS

b. Dependent Variable: AUDELAY

Coefficients^a

Model		Unstandardized Coefficients		Standardized Coefficients	t	Sig.	Collinearity Statistics	
		B	Std. Error	Beta			Tolerance	VIF
1	(Constant)	78.9025	13.325		5.921	.000		
	LOG(TOTASS)	1.6985	2.238	.036	.759	.448	.874	1.145
	INDUS	.2615	2.825	.004	.093	.926	.956	1.046
	LOSS	-8.5608	3.444	-.121	-2.485	.013	.838	1.194
	NILOTA	-.0115	.041	-.013	-.278	.781	.899	1.112
	OPIN	24.3627	5.835	.195	4.176	.000	.908	1.101
	REPAUD	-4.1795	3.290	-.061	-1.270	.205	.873	1.145
	LEV	-.0289	.028	-.047	-1.044	.297	.993	1.007

a. Dependent Variable: AUDELAY

Casewise Diagnostics^a

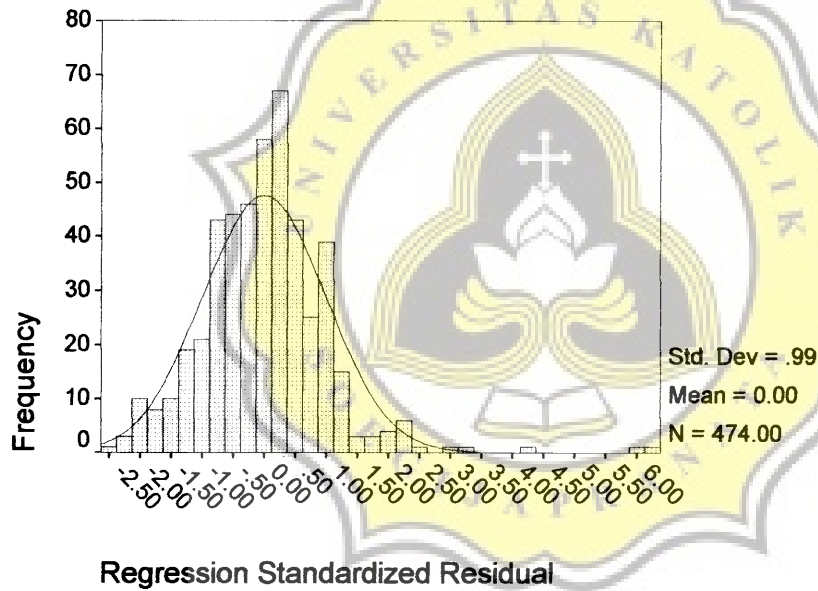
Case Number	Std. Residual	AUDELAY
49	6.033	295.00
146	3.163	186.00
169	6.198	266.00
266	4.328	204.00
329	3.067	178.00

a. Dependent Variable: AUDELAY

Charts

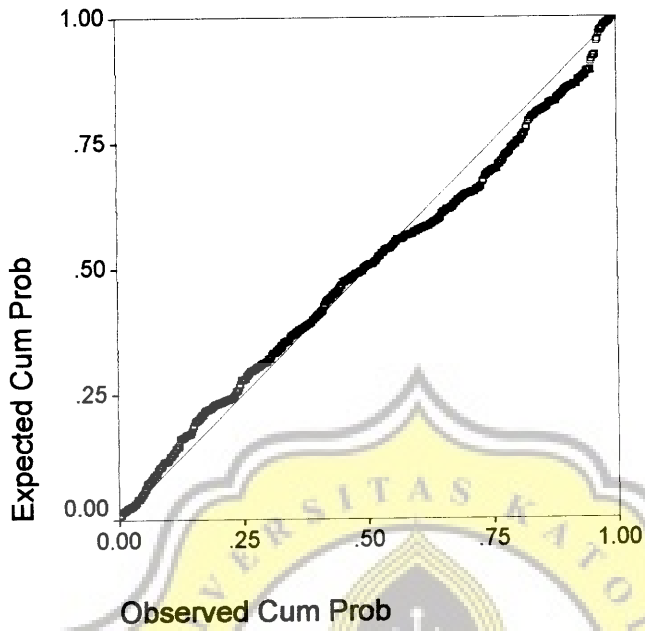
Histogram

Dependent Variable: AUDELAY



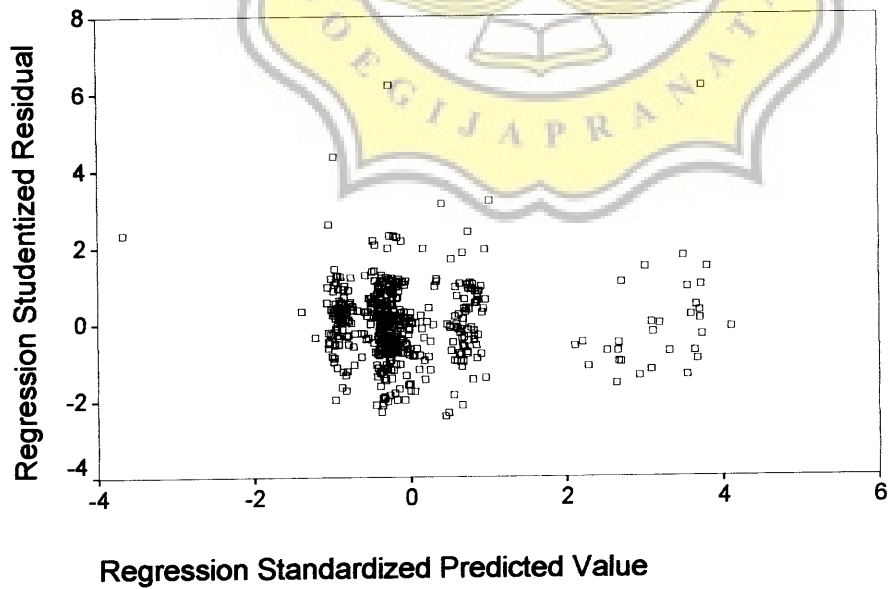
Normal P-P Plot of Regression Standardized Residual

Dependent Variable: AUDELAY



Scatterplot

Dependent Variable: AUDELAY




Normalitas - 1

One-Sample Kolmogorov-Smirnov Test

		Unstandardized Residual - 1
N		474
Normal Parameters ^{a,b}	Mean	4.754068E-08
	Std. Deviation	29.7058716
Most Extreme Differences	Absolute	.066
	Positive	.066
	Negative	-.042
Kolmogorov-Smirnov Z		1.430
Asymp. Sig. (2-tailed)		.033

a. Test distribution is Normal.

b. Calculated from data.



Regression - 2

Variables Entered/Removed^b

Model	Variables Entered	Variables Removed	Method
1	LEV, REPAUD, OPIN, NILOTA, INDUS, LOG(TOTASS), LOSS ^a		Enter

a. All requested variables entered.

b. Dependent Variable: AUDELAY

Model Summary^b

Model	R	R Square	Adjusted R Square	Std. Error of the Estimate	Durbin-Watson
1	.265 ^a	.070	.056	26.0775	1.927

a. Predictors: (Constant), LEV, REPAUD, OPIN, NILOTA, INDUS, LOG(TOTASS), LOSS

b. Dependent Variable: AUDELAY

ANOVA^b

Model		Sum of Squares	df	Mean Square	F	Sig.
1	Regression	23607.053	7	3372.436	4.959	.000 ^a
	Residual	313496.61	461	680.036		
	Total	337103.66	468			

a. Predictors: (Constant), LEV, REPAUD, OPIN, NILOTA, INDUS, LOG(TOTASS), LOSS

b. Dependent Variable: AUDELAY

Coefficients^a

Model		Unstandardized Coefficients		Standardized Coefficients	t	Sig.
		B	Std. Error	Beta		
1	(Constant)	83.6308	11.662		7.171	.000
	LOG(TOTASS)	.4567	1.965	.011	.232	.816
	INDUS	2.0466	2.472	.038	.828	.408
	LOSS	-7.9827	3.018	-.130	-2.645	.008
	NILOTA	-.0167	.036	-.022	-.463	.644
	OPIN	19.6362	5.156	.179	3.808	.000
	REPAUD	-4.2955	2.871	-.072	-1.496	.135
	LEV	-.0100	.025	-.018	-.407	.684

Coefficients^a

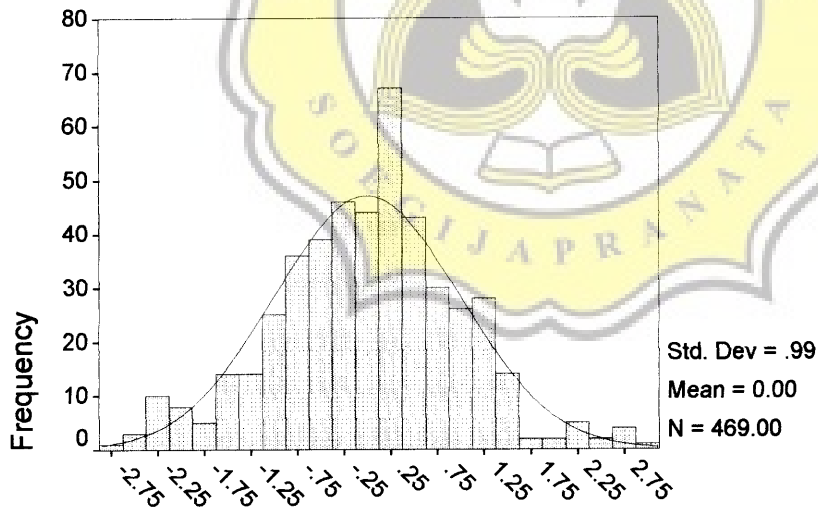
Model		Collinearity Statistics	
		Tolerance	VIF
1	(Constant)		
	LOG(TOTASS)	.876	1.141
	INDUS	.957	1.045
	LOSS	.841	1.189
	NILOTA	.900	1.112
	OPIN	.911	1.098
	REPAUD	.878	1.139
	LEV	.991	1.009

a. Dependent Variable: AUDELAY

Charts

Histogram

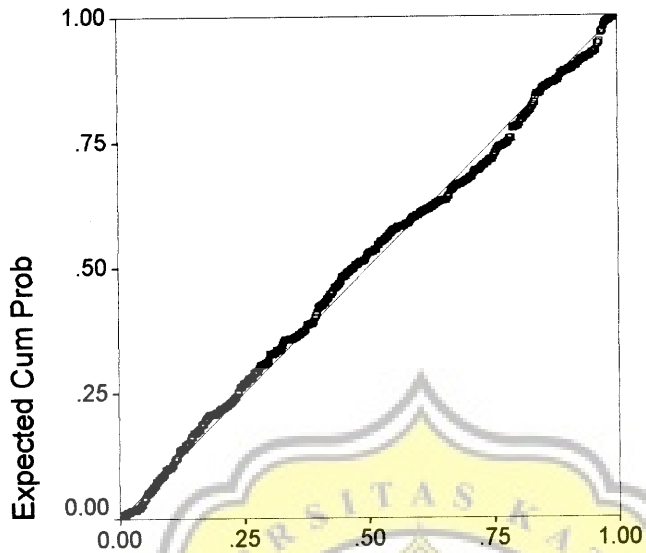
Dependent Variable: AUDELAY



Regression Standardized Residual

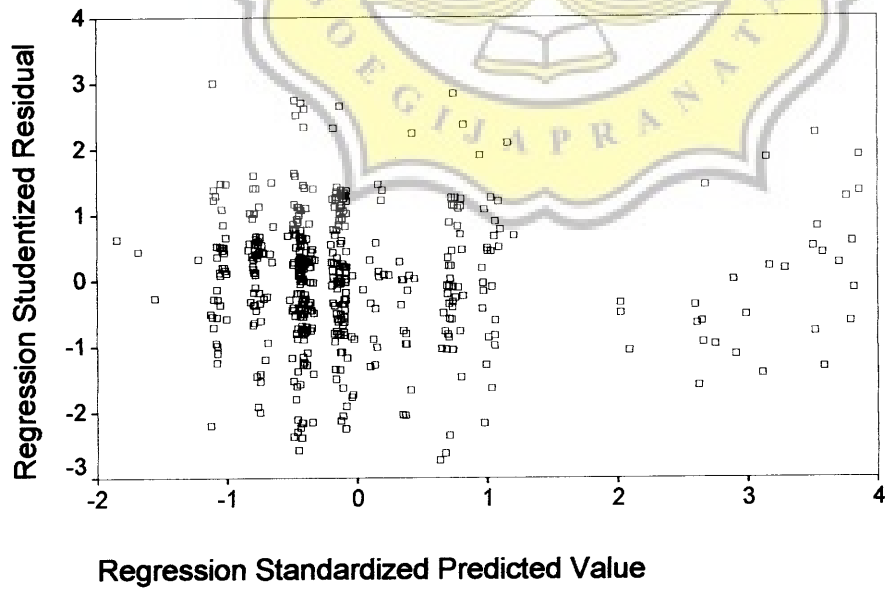
Normal P-P Plot of Regression Standardized Residual

Dependent Variable: AUDELAY



Scatterplot

Dependent Variable: AUDELAY




Normalitas - 2

One-Sample Kolmogorov-Smirnov Test

		Unstandardized Residual - 2
N		469
Normal Parameters ^{a,b}	Mean	3.826962E-08
	Std. Deviation	25.8817425
Most Extreme Differences	Absolute	.035
	Positive	.034
	Negative	-.035
Kolmogorov-Smirnov Z		.755
Asymp. Sig. (2-tailed)		.618

a. Test distribution is Normal.

b. Calculated from data.



Uji Heteroskedastisitas

Variables Entered/Removed^b

Model	Variables Entered	Variables Removed	Method
1	LEV, REPAUD, OPIN, NILOTA, INDUS, LOG(TOTASS), LOSS ^a		Enter

a. All requested variables entered.

b. Dependent Variable: Abs(residual)

Model Summary

Model	R	R Square	Adjusted R Square	Std. Error of the Estimate
1	.123 ^a	.015	.000	16.2000

a. Predictors: (Constant), LEV, REPAUD, OPIN, NILOTA, INDUS, LOG(TOTASS), LOSS

ANOVA^b

Model		Sum of Squares	df	Mean Square	F	Sig.
1	Regression	1870.069	7	267.153	1.018	.418 ^a
	Residual	120984.69	461	262.440		
	Total	122854.76	468			

a. Predictors: (Constant), LEV, REPAUD, OPIN, NILOTA, INDUS, LOG(TOTASS), LOSS

b. Dependent Variable: Abs(residual)

Coefficients^a

Model		Unstandardized Coefficients		Standardized Coefficients	t	Sig.
		B	Std. Error	Beta		
1	(Constant)	31.2007	7.245		4.307	.000
	LOG(TOTASS)	-1.5313	1.221	-.062	-1.254	.210
	INDUS	-.0517	1.535	-.002	-.034	.973
	LOSS	-1.7170	1.875	-.046	-.916	.360
	NILOTA	-.0169	.022	-.037	-.756	.450
	OPIN	1.4792	3.203	.022	.462	.644
	REPAUD	-3.3454	1.784	-.093	-1.876	.061
	LEV	-.0091	.015	-.028	-.597	.551

a. Dependent Variable: Abs(residual)