



# APPROVAL AND RATIFICATION PAGE

## PROJECT REPORT

Separating of the Words using Finite State Automata


by

Billy Fernandus – 12.02.0002

This project report has been approved and ratified by the Faculty of  
Computer Science on July, 14<sup>th</sup> 2016

With approval,


Supervisor,



Shinta Estri Wahyuningrum, S.Si, M.cs  
NPP: 058.1.2007.272


Examiners,

1)




Suyanto Edward Antonius, Ir., M.Sc  
NPP: 058.1.1992.116

2)




Rosita Herawati, ST., MIT  
NPP: 058.1.2004.263

3)



Hironimus Leong, S.Kom., M.Kom  
NPP: 058.1.2007.273

Dean of Faculty of Computer Science,



Erdhi Widiyanto Nugroho, ST., M.T  
NPP: 058.1.2002.254


## STATEMENT OF ORIGINALITY

I, the undersigned:

Name : Billy Fernandus

ID : 12.02.0002

Certify that this project was made by myself and not copy of plagiarize from other people, except that in writing expressed to the other article. If it is proven that this project was plagiarizes or copy the other, I am ready to accept a sanction.



Semarang, July, 14<sup>th</sup> 2016

A handwritten signature in black ink, appearing to read 'Billy Fernandus', written over a white background.

Billy Fernandus

12.02.0002

## Abstract

Language is something that is important in daily life. With a language, people can interact with one another. For that, the language must be taught to the child when he was a kid, there's a way to teach a child to read a word or sentence. One word can be easily read using a separation of the words according to the patterns of syllables, especially in Indonesian language.

Therefore a topic of this reasearch is seprating the word based on the syllable. This separating is still carried out the separating's rules that exist in Indonesian language. The separating will use the finite state automata as the algorithm, use an array of string as a storage to store of each words, and an array of char as a storage to store each characters that has been classified.


With this research, hopefully it can give a little bit of help so that the user can learn as well as teach children to be able to read through a separation of the word.

**Keywords:** *Finite State Automata, String Tokenizer, Syllable*

## PREFACE

This report is contain six chapter. The first chapter of this report is talking about an introduction about the project, like background, scope, and the objective from the program. The second chapter is talking about literature study. The third is talking about research methodology that used to write a step by step of making a program.

The forth chapter is talking about analysis that used for describe how a problem can be solved and design used for to draw a diagram about the program. The fifth chapter is talking abaout implementation from the algorithm and data structure and testing the program to show the output data. And lastly, the sixth chapter talking about conclusion and further research.



## TABLE OF CONTENTS


APPROVAL AND RATIFICATION PAGE.....	ii
STATEMENT OF ORIGINALITY.....	iii
ABSTRACT.....	iv
PREFACE.....	v
CHAPTER I INTRODUCTION.....	1
1.1. BACKGROUND.....	1
1.2. SCOPE.....	1
1.3. OBJECTIVE.....	2
CHAPTER II LITERATURE STUDY.....	3
2.1. ALGORITHM.....	3
2.1.1. FINITE STATE AUTOMATA.....	3
2.2. SYLLABLE PATTERNS.....	5
CHAPTER III RESEARCH METHODOLOGY.....	6
CHAPTER IV ANALYSIS AND DESIGN.....	7
4.1. ANALYSIS.....	7
4.2. DESIGN.....	7
4.2.1. USE CASE DIAGRAM.....	7
4.2.2. FLOW CHART.....	8
4.2.3. Class Diagram.....	10
CHAPTER V IMPLEMENTATION AND TESTING.....	12

5.1. IMPLEMENTATION.....	12
5.2. TESTING.....	17
CHAPTER VI CONCLUSION.....	19
6.1. CONCLUSION.....	23
6.2. FURTHER RESEARCH.....	23



## TABLE OF TABLES

Table 1	: Example 1.....	13
Table 2	: Example 2.....	13
Table 3	: Example 2.....	15
Table 4	: Test 1.....	20
Table 5	: Test 2.....	20
Table 6	: Test 3.....	21
Table 7	: Test 4.....	21
Table 8	: Test 5.....	21
Table 9	: Test 6.....	22





## TABLE OF FIGURES

Figure 1 : FSA Level One .....	4
Figure 2 : FSA Level Two.....	5
Figure 3 : Use Case Diagram.....	7
Figure 4 : Flow Chart.....	8
Figure 5 : Processes Flow Chart.....	9
Figure 6 : Class Diagram.....	10
Figure 7 : Process 1.....	12
Figure 8 : Process 2.....	14
Figure 9 : Syllables pattern 1.....	16
Figure 10 : Syllable Pattern 2.....	17
Figure 11 : Output Data 1.....	18
Figure 12 : Output Data 2.....	18
Figure 13 : Error .....	18
Figure 14 : Output Data 3.....	19

